


WASHINGTON METROPOLITAN AREA TRANSIT AUTHORITY

Capital Improvement Program Progress Report

Fiscal Year 2023 Quarter 2



Published February 2023



Metro's Capital Improvement Program

Metro's FY2023-FY2028 Capital Improvement Program (CIP) totals \$12.45 billion with funding from the federal government, state and local contributions, and other sources. Metro's FY2023 capital budget, was approved by the Board of Directors on March 24, 2022, and amended by the Board on July 28, 2022 for a total authorized expense budget of \$2.37 billion.

The six-year CIP focuses on safety, security, state of good repair, and reliability of Metrorail, Metrobus, and MetroAccess and the facilities, infrastructure and systems that support our transit network. The plan also includes targeted investments to drive operating efficiency and improvements that will support service reliability, sustainability, and the customer experience.

Metro's capital program is grouped into six major Investment Categories: Railcar and Railcar Facilities; Rail Systems; Track and Structures Rehabilitation; Stations and Passenger Facilities; Bus, Bus Facilities, and Paratransit; and Business and Operations Support.

Reporting Requirements

The Capital Funding Agreement (CFA) and each of the Dedicated Funding (DF) agreements require Metro to report quarterly on progress in use of funding for capital investments. This Capital Improvement Progress report provides information consistent with the requirements of those agreements.

This report includes a narrative summary of capital investment highlights through the most recent quarter and financial tables detailing capital expenditures, jurisdictional contributions, fund sources aligned to capital projects, changes to the current year capital budget, capital procurement awards and modifications, and the status of projects and programs. As this is an interim progress report, all figures are preliminary and subject to change.

Capital Funding Agreement

The CFA between WMATA, the District of Columbia, the State of Maryland, Arlington County, Virginia, Fairfax County, Virginia, Loudoun County, Virginia and the Cities of Alexandria, Falls Church, and Fairfax, Virginia establishes the terms and conditions for the receipt, use, and reporting of jurisdictional capital contributions made to support the WMATA Capital Program. A new six-year CFA was negotiated and approved by the WMATA Board of Directors on April 22, 2021, for FY2022 to FY2027.

Dedicated Funding Agreements

In 2018, the Commonwealth of Virginia, the State of Maryland, and the District of Columbia approved a combined \$500 million in new annual dedicated capital funding for the Washington Metropolitan Area Transit Authority (Metro) to restore its assets to a state of good repair and improve the safety and reliability of the Metro system. Metro has negotiated and signed individual DF agreements with Virginia (May 1, 2019), Maryland (September 26, 2019), and the District of Columbia (October 22, 2020).

TABLE OF CONTENTS

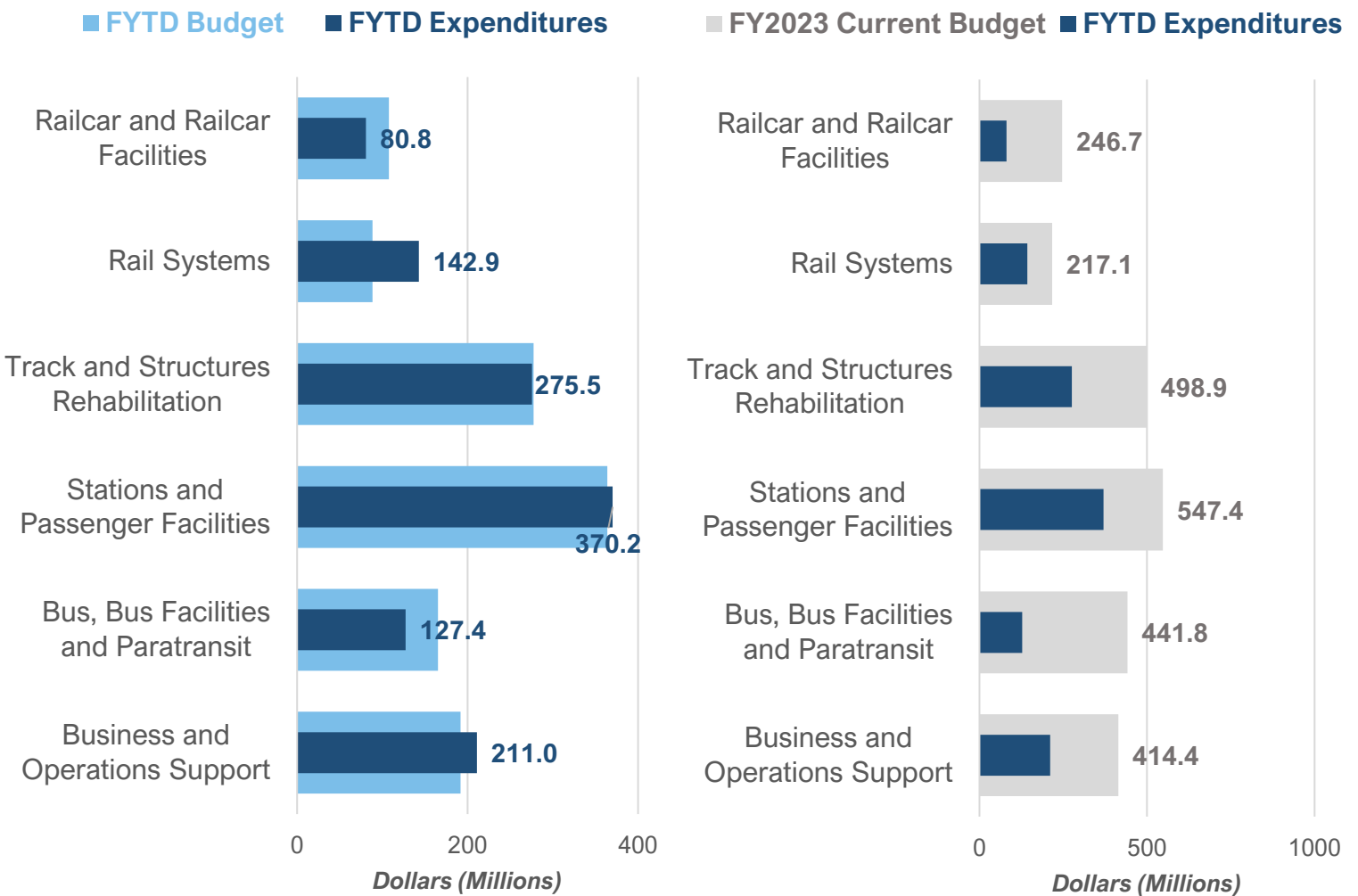
Section	Page
Capital Improvement Program	4
Railcar and Railcar Facilities	5
Rail Systems	7
Track and Structures Rehabilitation	9
Stations and Passenger Facilities	13
Bus, Bus Facilities and Paratransit	16
Business and Operations Support	18
Sustainability Update	19
Real Estate Update	21
Federal Awards Update	22
Table 1: Capital Program Financials by Investment Category	26
Table 2: Capital Program Financials and Adjustments by Project	27
Table 3: Source of Funds (Budgeted vs. YTD Actual)	33
Table 4: Capital Program Cash Expenditures by Fund Source	34
Table 5: Receipt and Utilization of Jurisdictional Contributions	39
Table 6: Capital Budget Adjustments	41
Table 7: Capital Procurement Actions	45
Appendix 1: Capital Program Project Pages	*

CAPITAL IMPROVEMENT PROGRAM

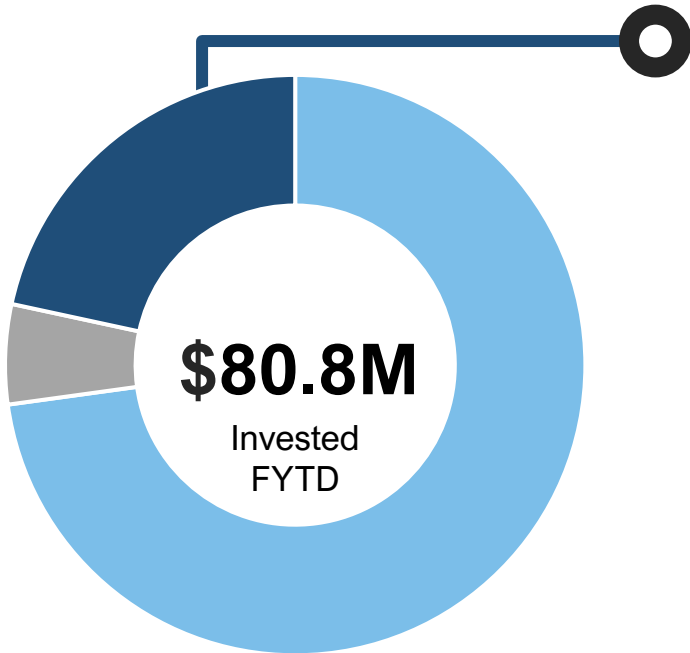
Metro invested \$1.21 billion in the Capital Improvement Program through Q2.

The capital improvement program for FY2023 aims to address existing backlogged needs while also preventing the creation of new ones. This program is focused on advancing projects that enhance the state of good repair, reliability, and customer experience, all while prioritizing safety. It is anticipated that the next round of dedicated funding-backed debt will be issued in Q3 of FY2023.

Please note that the figures in this report are preliminary and have not yet been audited.



RAILCAR AND RAILCAR FACILITIES



Acquisition – \$17.5M

The 8000-series railcars are being developed with a focus on enhancing the customer experience through the incorporation of amenities such as digital screens, real-time information, and electrical outlets. The new railcars will be safer, more dependable, and will also feature improved ventilation, increased energy efficiency, and advanced security features. They are being designed to replace the aging 2000- and 3000-series railcars, which have been in service since the 1980s.

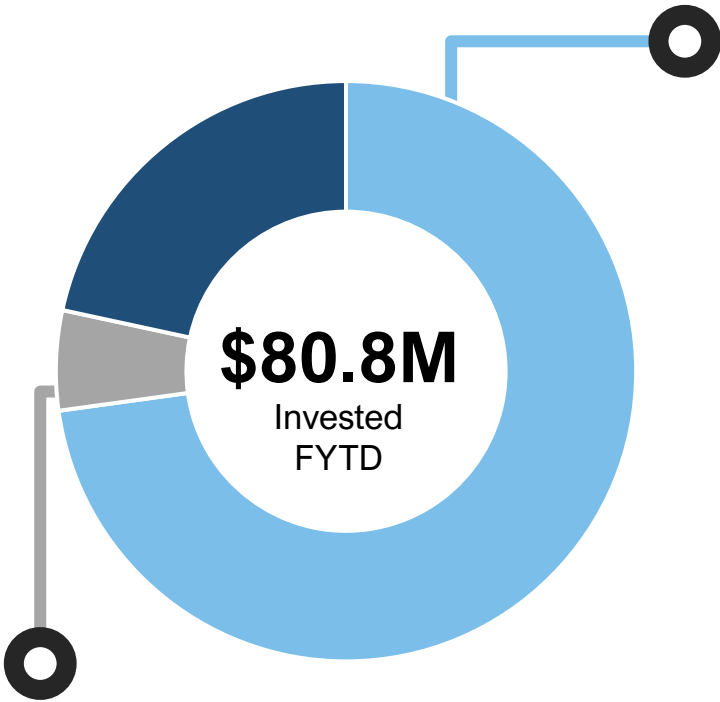
The investigation of the 7000-series continues as of September 2022 following the derailment of a train in October 2021. Work has resumed on various 7000-series modifications, including work on Automatic Train Control software upgrades, fabrication of inter-car barrier equipment, and training for railcar maintenance. In November 2022 Metro was permitted to restore additional 7000-series railcar service, and as a result increased service in Q2.

Metro is working with Washington Metrorail Safety Commission (WMSC) to incorporate the use of Automated Wayside Inspection System (AWIS) Equipment as part of the inspection process. The installation of AWIS was finished at the Shady Grove station in Q2, increasing the number of AWIS installed to three. Additionally, three more stations are planned to have the AWIS equipment installed by the end of the fourth quarter.



Pictured: Hitachi officials said the 300,000-square-foot facility about 70 miles northwest of Washington will be its main rail-car factory in North America.

RAILCAR AND RAILCAR FACILITIES (CONTINUED)



Maintenance Facilities – \$4.5M

Metro is in the process of designing new train wash systems to be installed at seven locations. The new systems will improve the reliability of trains undergoing scheduled maintenance, increase maintenance efficiency, and reduce employee injuries by incorporating updated safety features. The design also incorporates LEED (Leadership in Energy and Environmental Design) standards.



Maintenance & Overhaul – \$58.8M

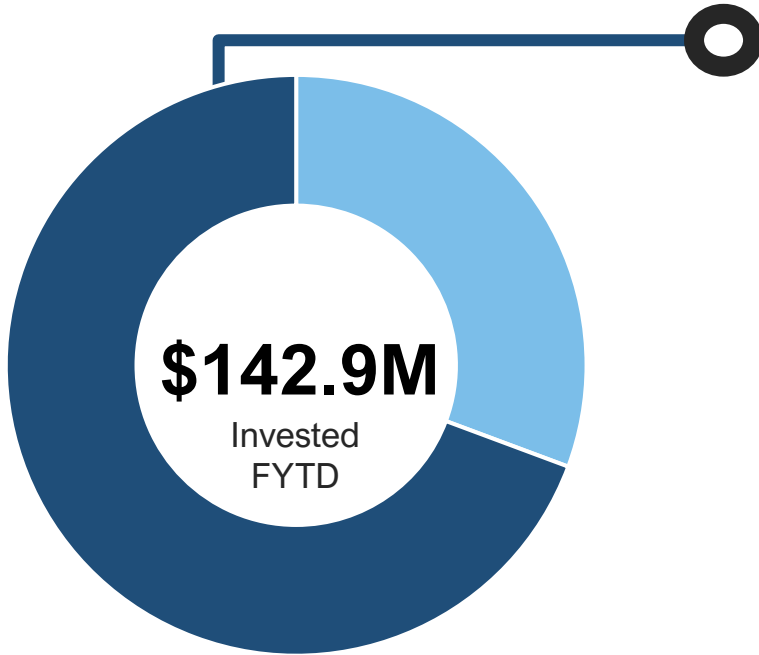
The Rail Vehicle Scheduled Maintenance Program (SMP) is in place to keep various subsystems of railcars, including the car body, propulsion and control system, friction brakes, auxiliary power, truck assemblies, couplers, side doors, and HVAC systems, in good working condition.

The rehabilitation for the 2000-series was delayed by their ongoing use for passenger service while most of the 7000-series remained sidelined. Completion of the coupler campaign for the 6000-series was delayed by problems with parts provided by the vendor. Notwithstanding the overall delay, 130 coupler assemblies were replaced.

Railcar Series	FY2023 Rehabilitation Plan	FYTD Progress
2000	74	4
3000	2	0
6000	4	0
7000	22	0

Regular and ongoing preventive maintenance of the rail fleet, including weekly, monthly, and semi-annual inspections, repairs, and upgrades, is anticipated to increase availability and performance of railcars. Further details on the reliability of the rail fleet can be found in Metro's Performance Report.

Software upgrades are continuing for 2000- and 3000-series railcars to enable use of automated Precision Station Stopping and Stop & Proceed in passenger service. Final installation is anticipated late FY2023. This project is anticipated to reduce red signal overruns.



Signals & Communications – \$99.1M

Metro completed the installation of updated radio infrastructure equipment in buses and Metro Transit Police Department (MTPD) vehicles. Work continues on underground construction in shafts, stations and control rooms and on revenue and non-revenue rail cars. Construction of above-ground antenna sites to support the upgraded radio system is also still in progress. The upgrades aim to increase safety by improving the communication systems and equipment used by employees, the Operations Control Center, and first responders in surrounding jurisdictions. These improvements are anticipated to lead to better communications during emergency situations throughout the system.

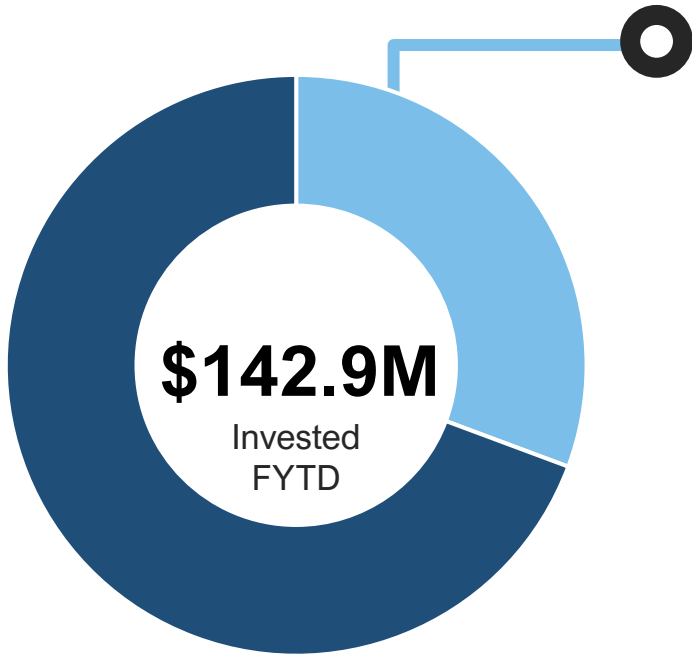
As a part of the Automatic Train Control (ATC) State of Good Repair Program, testing of power supplies is underway at various locations, while training for replacing new Switch Machine power supplies is also in progress. In Q2, design and survey work continues for the replacement of ATC equipment at 14 locations and renewal of train control rooms at 24 locations.

ATC equipment can improve efficiency of operations by providing train position information, communication between the train and wayside, and control of train speed and spacing of trains.



Asset	FY2023 Plan	FYTD Progress	Completion Percentage
SGR Switch Replacement	29	20	69%
SGR Cable Replacement	60	24	40%
SGR High-Current Bond Installation	50	22	44%
SGR Cable Meggering	45	32	71%

RAIL SYSTEMS (CONTINUED)



Power – \$43.8M

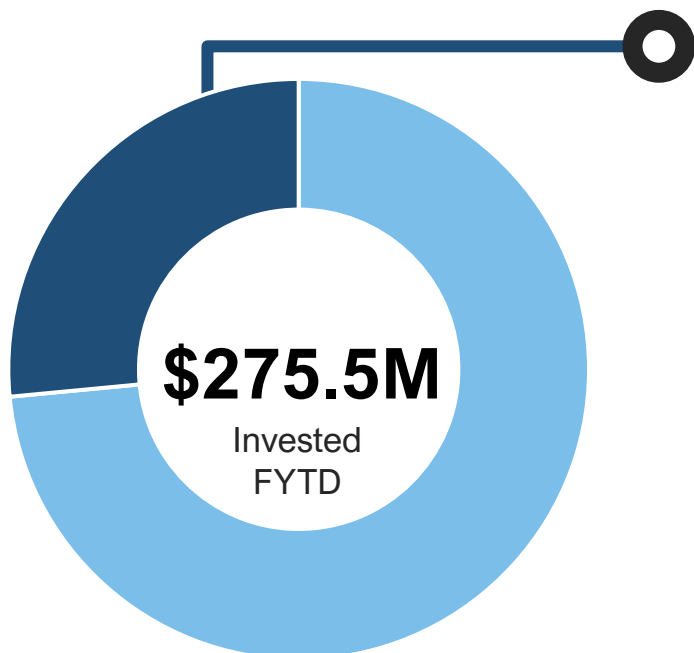
In Q2, work continued on the estimated four-year effort to replace equipment at 12 Traction Power Substations (TPSS) and nine Tie Breaker Stations. The Rosslyn cable tray has been replaced and additional switchgear equipment installed. Transformer replacements are ongoing at various sites, and cable meggering and replacement work continues.

The upgrades to the rail power system will allow the operation of more 8-car trains in passenger service, minimize potential speed restrictions and reduce the risk of safety incidents.

Asset	FY2023 Plan	FYTD Progress	Completion Percentage
Cable Replacements (LF)	18,000	9,928	55%
Cable Additions (LF)	6000	2,995	49%
Cable Meggering	2,200	958	44%
Uninterruptable Power Supply Replacement	28	9	32%



TRACK AND STRUCTURES REHABILITATION



Fixed Rail – \$73M

The Track Rehabilitation Program ensures a safe and reliable rail system through the repair and replacement of track and structures components.

Metro uses comprehensive track condition data to identify and rate component defects, which are grouped by location (operable segment) and prioritized by the following codes:

- Priority Code A (Highest): Segments likely to have critical needs within one year or with pending corrective action requirements.
- Priority Code B (Medium): Segments with components nearing end of useful life and could become critical in upcoming years.
- Priority Code C (Lower): Segments without any critical issues but with components that are due for replacement in the near future.

Priority segment work is scheduled and completed through dedicated track closures (Revenue Service Adjustments – RSAs), RSAs for other major capital projects, or non-passenger service/overnight hours. The priority A segment work for FY2023 is shown in the table on the next page. However, the work may be added, downgraded, or deferred throughout the year based on revised assessments of the segment components.

Defects identified in track inspections that pose a risk to passenger service are addressed during overnight work hours. Metro aims to minimize reactive rehabilitation by implementing better planning and increasing proactive maintenance. Proactive maintenance improves the condition of the guideway and reduces unexpected track and speed restrictions. Further information on track availability can be found in Metro's Performance Report.

Operator and maintenance training for drain cleaners and tie plate inserters continued in Q2.



TRACK AND STRUCTURES REHABILITATION (CONTINUED)

Current Priority A Segments¹

Operable Segment	Component	FY2023 Planned Scope	Completed Q2 FY2023	Completed YTD	Total Completed	% Completed
A03-A06	Grout Pad Rehabilitation (LF) ¹	3,000	0	30	30	1%
A10-A11	Grout Pad Rehabilitation (LF) ¹	3,500	0	1,923	1923	55%
A10	Turnouts ²	2	None planned	0	0	0%
B03-B04	Crosstie Replacement ³	300	0	280	280	93%
B07	Turnouts ²	1	0	0	0	0%
B08-B09	Grout Pad Rehabilitation (LF) ⁸	1,500	0	940	940	63%
B08-B09	Direct Fixation Fasteners ³	1,000	0	239	991	99%
B08	Turnout ²	1	1	1	1	100%
B10	Turnouts ²	2	2	2	2	100%
C02-D02	Grout Pad Rehabilitation (LF) ⁴	600	None planned	0	0	0%
C08-C10	Crosstie Replacement ⁴	200	None planned	0	0	0%
D08-D13	Grout Pad Rehabilitation (LF) ⁵	800	None planned	800	800	100%
D08-D13	Turnouts ⁵	2	None planned	2	2	100%
K05-K08	Hay Rail Replacement(LF) ⁶	18,720	None planned	0	0	0%
K05-K08	Crosstie Replacement(LF) ⁷	200	None planned	0	0	0%

1. Plan adjusted to include Priority A needs only; RSA event planned for FY2023 Q3.
2. Repairs made to A10 interlocking on hold until replacement can occur in FY2024. B07 Partial Rehab complete in Q2
3. Critical work completed. The remaining segment work has been downgraded to Priority B.
4. Remaining work is scheduled for FY2023 Q4.
5. Work completed during the D-Route Summer Shutdown in Q1.
6. Hay Rail prioritized for FY2023 to mitigate bobbing track circuits and address useful life.
7. Crossties/switch ties to be replaced in the K05 and K06 interlockings.
8. Pending assessment to identify Priority A work complete.

TRACK AND STRUCTURES REHABILITATION (CONTINUED)

Track Rehabilitation Work by Component Activity

Component Activity	FY2023 Plan	Total FYTD Complete	Completion Percentage
Crossties Replaced ²	12,000	3,718	31%
Third Rail Insulator Replacement	3,000	1,915	64%
Joint Elimination ¹	600	207	35%
Running Rail Renewal ³	14.5	3.5	24%
Third Rail Rehabilitation	3,000	3,010	100%
Track Stabilization ²	200	0	0%
Turnouts Rehabilitated	8	6	75%
Aerial Structure Bolts Torqued	40	21	53%
Direct Fixation Fasteners Replaced ⁴	11,000	4,935	45%
Track Surfacing	17.3	12.7	73%

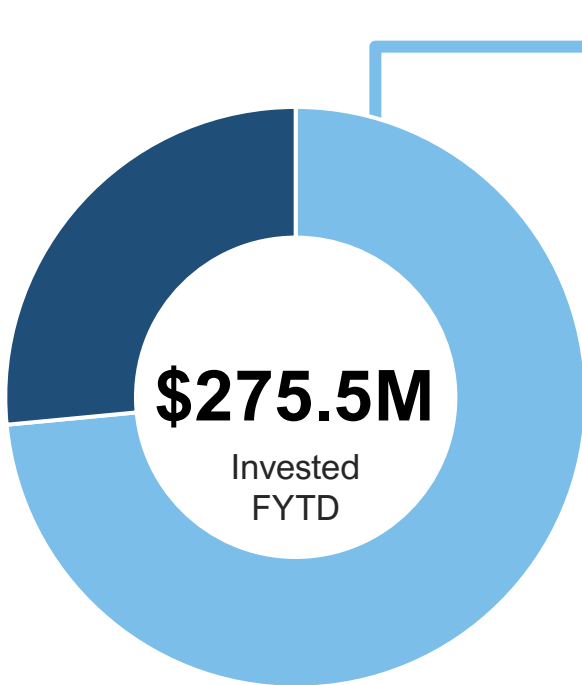
1. Joint Elimination will increase in conjunction with the K-Route Hay Rail Replacement.
2. Work this activity will resume in FY2023 Q3 & Q4.
3. Material delivery delays related to steel availability; K-Route Hay Rail Replacement has been rescheduled for Q4.
4. Activity to increase during FY2023 Q4, due to procurement delays.

Structures Rehabilitation Work by Component Activity

Component Activity	FY2023 Plan	Total FYTD Complete	Completion Percentage
Concrete Restoration(SF) ¹	950	181	19%
Deck Joint Replacement(LF) ²	0	329	N/A
Drain Rodding (LF)	50,000	25,769	52%
Grout Pad Rehabilitation (LF)	4,800	3,593	75%
Leak Mitigation ³	1,500	186	12%
Track Bed Cleaning(LF) ¹	297,405	158,844	53%
Track Signage Replaced	250	104	42%

1. Work increase planned FY2023 Q3.
2. No goal set for FY2023; Structures replacing Deck Joints as needed.
3. Activity pace scheduled to increase during FY2023 Q3 and Q4. Represents number of leaks patched.

TRACK AND STRUCTURES REHABILITATION (CONTINUED)



Structures – \$202.4M

The Structural Rehabilitation – Package A project is a comprehensive initiative aimed at addressing structural issues in various areas of the transportation system. The project includes repairs to the Minnesota Avenue aerial structure, the Grosvenor aerial structure, the West Hyattsville aerial structure, and six segmental bridges. Additionally, it involves the rebuild of the Rockville platform canopy and associated lighting, speaker systems, and surveillance cameras. This phase of the project will address priority structural issues across the system, ensuring the safety and reliability of the infrastructure for the benefit of the riders and the community.

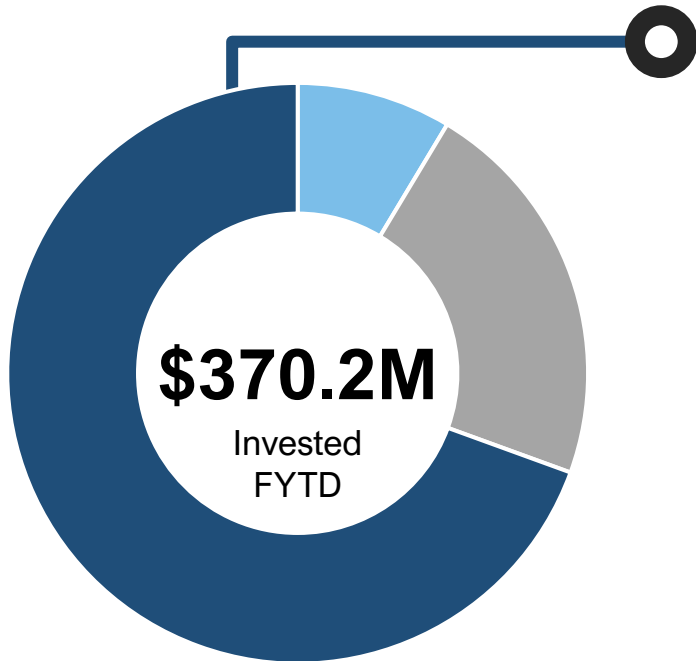
Construction work continues to repair the aging Yellow Line tunnel and bridge and to advance the critical improvements necessary to open the future Potomac Yard Station later this year. This project will address the structural degradation of the Yellow Line Tunnel and the Bridge, both of which were constructed over 40 years ago, shutting down the Yellow Line from L'Enfant to Franconia Springfield, Blue Line service continues to be available to Ronald Reagan Washington National Airport.

Construction of mezzanine platforms over Metrorail tracks on the Red Line between Woodley Park and Cleveland Park Stations is ongoing. This infrastructure is designed to support upgraded ventilation fans and electrical systems, providing increased station and tunnel safety in emergency situations such as smoke or fire. This is a pilot project, and we are monitoring the progress and results to inform designs for potential future tunnel ventilation improvements across the entire Metrorail system. These upgrades are anticipated to maintain safety and well-being of Metro customers.

Tunnel Leak Mitigation Program resumed after a third-party review to ensure equipment meets Metro's safety standards was completed. Two segments of the Red Line (Silver Spring to Forest Glen and Tenleytown/AU to Friendship Heights) are the main segments of the mitigation work, which previously required periodic weekend single-tracking. Once complete, an evaluation will determine the effectiveness of this technique for potential further use throughout the system.



STATIONS AND PASSENGER FACILITIES



Platforms & Structures – \$257M

Major construction for Phase 4 of the Platform Rehabilitation project is complete and service has resumed at Minnesota Avenue, Deanwood, Cheverly, Landover, and New Carrollton Stations. Continuous single tracking in early Q4 will be necessary to allow access for workers to address feeder cables that travel over roofing and right-of-way at these locations. The project includes new slip-resistant tiles, brighter LED lighting, renovated bathrooms, illuminated handrails, and stainless-steel platform shelters with power outlets and digital displays. Additionally, the project rehabilitates platform structures, tiles, granite edges, and 36 other station systems. It will also renovate three aerial structures and bridges on the Orange Line.

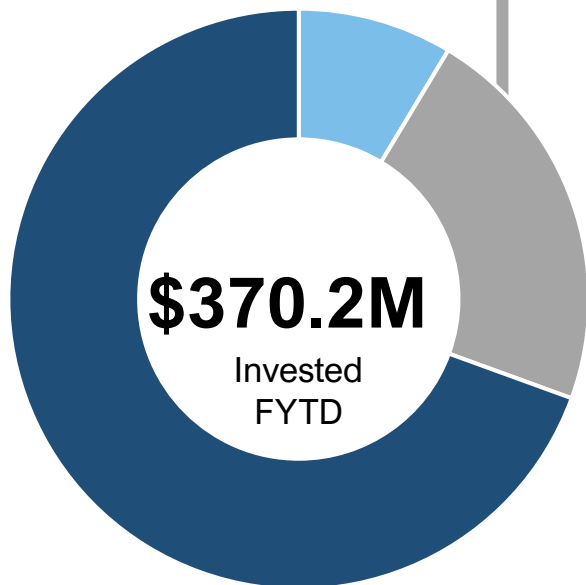
Phase 4 of the Station Entrance Canopy Installation project includes canopy installations at eight entrances and stair installations at four entrances. Work on the Smithsonian Canopy is ongoing with a planned completion date of Winter 2024. Canopies provide protection for customers and station escalators from the elements reducing slip and fall incidents and mechanical wear.

Construction of the Potomac Yard Station is ongoing, and the station is expected to open in Q4. The new LEED-designed station will support increased access and local economic development in the City of Alexandria.

Surface lot rehabilitation continues at East Falls Church, Rockville, and Capitol Heights Stations. Construction on the Wheaton and Anacostia parking garages is underway as part of contracts to rehabilitate five parking garages over four years.



STATIONS AND PASSENGER FACILITIES (CONTINUED)



Station Systems – \$81.2M

The Fare Collection Modernization Program enhances fare collection process and enables customers to have better payment and account options, as seen in the launch of mobile SmarTrip® applications. All 124 station mezzanines have been outfitted with new, modern faregates, completing the installation throughout the system. Additionally, new faregate designs to reduce fare evasion are being tested.

The current bus fareboxes are outdated and in need of replacement as they are around 20 years old, have malfunctioning parts, and are no longer produced. New fareboxes have been designed and are scheduled to be installed beginning in FY2023 Q3.

The Station Lighting Improvements Program, as part of the Energy Action Plan, aims to improve lighting on platforms, increase safety for customers and employees, and decrease energy consumption. The program includes upgrading escalator incline lighting and procuring edge lighting. The work is scheduled to encompass 48 stations and begin in FY2024. Additionally, designs for above-ground station site lighting at 12 priority stations are currently being developed.

The design for replacing five chillers located at Van Ness, Rosslyn, L’Enfant Plaza (2), and Stadium Armory has been completed. Construction is expected to commence and finish in calendar year 2023. This project is aimed at increasing customer and employee comfort during hot weather.

Activity	Entrances with New Faregates	Remaining Entrances
Faregate Installation	124	0



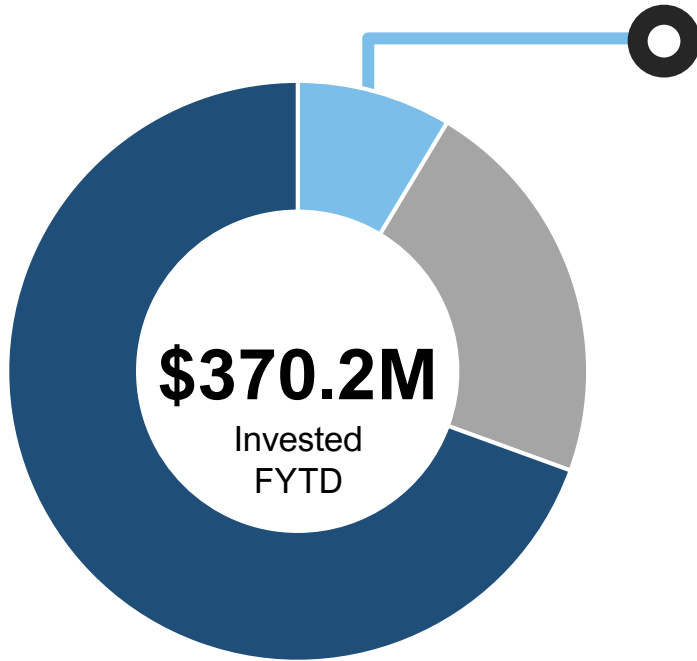
Pictured: Anti Hurdle Prototype Faregate

DIGGING DEEPER: [Parking Garage Rehab](#)

The rehabilitation program provides funding for parking garages many of which have not received substantial reinvestment since their original construction.

This routine rehabilitation is needed to return facilities to a state of good repair and is anticipated to improve the customer experience and customer safety.

STATIONS AND PASSENGER FACILITIES (CONTINUED)



Vertical Transportation – \$31.9M

Seven escalators were rehabilitated across the system in Q2: Gallery Place (two), McPherson Sq, Anacostia, Farragut West, Mt. Vernon, and Ft. Totten. In addition, two escalators at Hyattsville Crossing and Ft. Totten were replaced.

These investments support performance goals by providing dependable and comfortable vertical transportation experience for our customers. Metro's Performance Report shows the elevator and escalator availability trend data.

Activity	FY2023 Plan	FYTD Progress	Completed in Contract	Remaining in Contract
Elevators Rehabilitated	5	5	99	5
Escalators Rehabilitated	28	16	44	42
Escalators Replaced	33	15	22	92



BUS, BUS FACILITIES AND PARATRANSIT

\$127.4M

Invested
FYTD

Acquisition – \$5.4M

New buses contribute to improved customer experience and operational savings by replacing less reliable and less fuel-efficient buses.

Bus Type	FY2023 Planned Deliveries	FYTD Progress
Clean Diesel 40-ft. ¹	100	0

1. The bus manufacturer is still committing to 95 buses by June 30th. Currently 30 buses are on the production line.

Metro has released an RFP for 100 minivans, with an RFP for 100 next generation paratransit vans anticipated to be released later in FY2023. Nineteen of the 50 hybrid sedans were delivered in Q2 of FY2023.

Bus and paratransit acquisitions have resulted in an improvement in the percentage of vehicles in good repair, defined as vehicles which have not exceeded their useful life benchmarks.

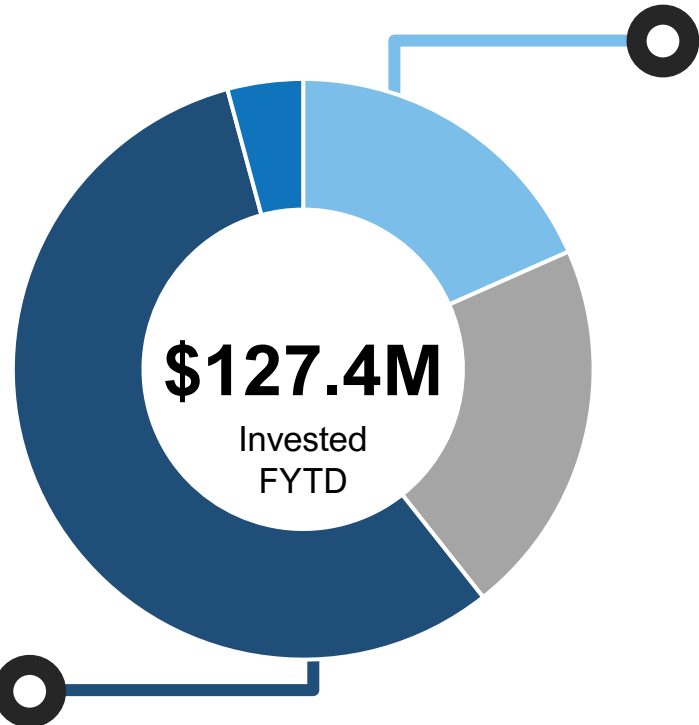
Maintenance Facilities – \$71.9M

Foundation work for the Bladensburg Garage Facility is ongoing. The completed facility will be LEED-designed and will have a capacity of up to 300 buses, with the capability to support electric vehicle charging infrastructure and equipment, separate entrances for buses and employee vehicles, a green roof and on-site employee parking.

Pre-construction activities are underway for the Northern Bus Garage Facility. The new facility will accommodate up to 150 buses and it will support electric bus operations and maintenance.



BUS, BUS FACILITIES AND PARATRANSIT (CONTINUED)



Passenger Facilities & Systems— \$71.9M

The installation of new bus shelters at College Park-UMD continues, with an expected completion date of Q4 FY2023. This project aims to enhance the comfort of Metrobus users and improve the dissemination of customer information.

Design for the replacement parking garage and bus loop at New Carrollton is ongoing, with demolition anticipated to begin in Q4. This project supports joint development at the site.

Rehabilitation of the historic Calvert St. and Colorado Bus Terminals continues, which includes the installation of new real-time customer information signs, new bus shelters, brighter LED lighting, remodeled canopies, new roofing, electrical and plumbing infrastructure, and resurfacing of the bus loops. Rehabilitation is expected to be completed at the end of Q3.

Maintenance & Overhaul – \$23.8M

Metro’s bus maintenance and overhaul investments are focused on maintaining the reliability and safe operating condition of equipment as well as achieving the maximum useful life of the assets.

In Q2, 7 buses were rehabilitated, along with the rebuilding of 12 engine assemblies, 23 bus energy storage systems, 26 transmissions, and 18 fare boxes.

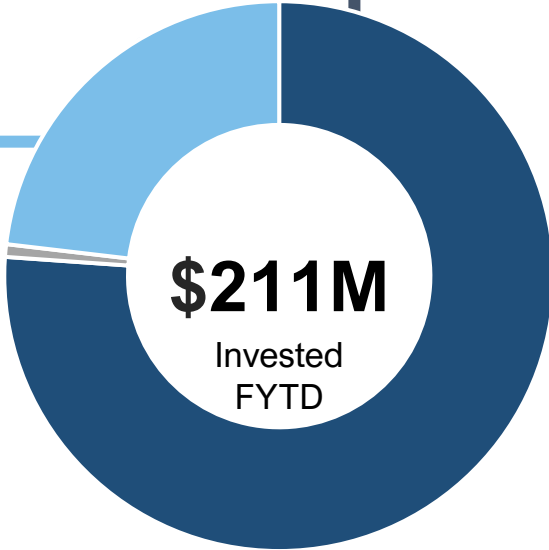
The investments in bus maintenance is crucial for achieving Metro's Mean Distance Between Failure (MDBF) goal for its bus fleet, and for ensuring that customers receive dependable service. Metro's Performance Report contains trend data for MDBF for both the bus and Access fleets.

Asset	FY2023 Plan	FYTD Progress	Completion Percentage
Bus Rehabilitations	100	27	27%
Energy Storage Systems	100	45	45%
Engine Assemblies	100	20	20%
Fare Boxes	225	45	20%
Transmission Assemblies	100	51	51%



Pictured: Historic Calvert Street Bus Terminal

BUSINESS AND OPERATIONS SUPPORT



\$211M
Invested
FYTD

MTPD – \$1.5M

Information Technology – \$48.8M

IT investments are being made to enhance internal operations and improve the customer experience. Part of this initiative includes the construction of new data centers as part of an office consolidation effort to replace the existing data center at the Jackson Graham Building. This includes receiving, installing and testing equipment.

DIGGING DEEPER: Lighting Upgrades

New lighting infrastructure improves visibility and enhances safety and security, while cutting energy use and reducing ongoing maintenance requirements.

Metro recently replaced existing lighting at all 48 underground stations with brighter, more sustainable LED lighting.

Support Equipment & Services – \$160.6M

The Metro headquarters at L'Enfant Plaza and Maryland office buildings are open and occupied. The Maryland building in New Carrollton opened in Q2 and tenant improvements are ongoing at the L'Enfant building, expected to be completed in Q4. The Virginia building is also expected to be available for occupancy in Q4.

The Office Consolidation Strategy is an initiative undertaken by Metro to streamline its operations and reduce expenses by consolidating its office space. These new facilities are being designed to meet the Leadership in Energy and Environmental Design (LEED) certification standards, which recognizes buildings that are designed and constructed to be environmentally sustainable and energy-efficient. This not only aligns with the organization's goal to reduce its environmental impact but also provides a healthy and productive work environment for employees.

Metro is replacing the skylights at the Glenmont bus bay canopy and several facility roofs to safeguard infrastructure and address potential safety hazards. Construction of the New Hampshire Ave. Chiller Water Treatment Facility is ongoing as part of the Environmental Compliance Program to preserve the region's natural resources and public health.

Metro's fleet of service vehicles, which includes maintenance and police vehicles, is currently facing delays due to material and production issues. These delays are expected to continue through the third quarter of the year.



SUSTAINABILITY UPDATE

Energy Action Plan

Metro continues to increase energy efficiency, contain operating costs, modernize operations, promote innovation, and help the region meet its sustainability goals through continued implementation of the [Energy Action Plan](#). Recent project highlights include:

The construction activities for the Anacostia and Southern Avenue station solar arrays was completed, advancing the [solar carport project](#). When completed, four Metro stations - Naylor Rd, Cheverly, Southern Avenue, and Anacostia – will be updated with solar arrays, providing approximately 10 MW of solar capacity through an innovative lease agreement. Renewable energy will be provided to Pepco's service area through community solar.

The regenerative braking program advances with start of testing of the controlled rectifier equipment at Greenleaf traction power substation.

The LED lighting program completed its work, including upgrades at 35 major and 255 minor facilities – reducing energy operating costs by an estimated \$1.2 million annually and improving lighting for staff maintaining, repairing, and operating facilities throughout Metro's operations and administrative facilities.

The new LEED-designed administrative offices in New Carrollton, Maryland opened, continuing Metro's efforts to reduce carbon emissions and the impact of operations on the environment.

The Sustainability Lab launched the test and evaluation of battery-electric track maintenance and grounds maintenance equipment.



Pictured: Solar carport installation at Southern Ave Metrorail Station

Zero-Emission Bus Program

Metro is transitioning to a [100% zero-emission bus fleet by 2045](#). The Battery-Electric Bus Test & Evaluation project (for 12 buses at Shepherd Parkway Bus Division), began in FY2023 and will inform large-scale rollout of zero-emission technology across bus fleet.

Further to this initiative, construction of charging infrastructure to support bus charging at Shepherd Parkway Bus Division moved forward as well. In addition, the Authority advanced Federally-assisted procurement activities for ten 40-foot battery-electric buses and associated chargers to complete test and evaluation procurement activities.

Resiliency

We've completed Phase 1 of a three-phase effort to help define a Metro-wide Resiliency Program – identifying hazard and threat categories relative to Metro's system.

SUSTAINABILITY UPDATE (CONTINUED)

Service and Planning

- Completed Phase I of the [Bus Network Redesign](#), which included extensive public and partner engagement, prioritized outcomes, and consensus on goals and objectives. The Redesign will deliver a bus network that works better for our riders and the region, as well as a vision for what bus could and should be.
- The interdepartmental Transit Equity Working Group developed Metro's first equity-focused community outreach plan and equity metrics to guide service planning.
- Created the Service Improvement Plan (SIP) - Metro's first six-year framework for service improvements and fare strategies. The SIP used an "equity lens" to prioritize initiatives.
- Advanced seven Metro station capacity and access studies to identify solutions to customer safety issues and access challenges.
- In partnership with MIT's TransitLab, projects including rail fare equity impacts, gender differences in transit experience, opportunities to increase overnight trackwork, and a bus data visualization tool, were completed.

Small, Women, and Minority-owned Business Programs

- Exceeded the Federal Transit Administration's 25% overall annual Disadvantaged Business Enterprise (DBE) goal – achieving 33.36% by end of 2022.
- Certified 60 Minority Business Enterprises (MBE), 41 Small Businesses (SBP), and 30 Micro-Businesses (MBP).
- Hosted 21 virtual outreaches and attended 20 external outreaches to educate small minority- and women-owned businesses.
 - Conducted Metro's first ever Virtual Outreach in all Spanish.



Pictured: Better Bus Network customer engagement pop-up at Franklin Park

REAL ESTATE UPDATE

Metro proactively manages its real estate and parking assets to maximize transit access, stimulate economic development, and generate non-fare revenue and transit ridership through transit-oriented development.

Joint Development

Metro continues to advance its joint development program, guided by its [10 Year Strategic Plan for Joint Development](#).

- Grosvenor-Strathmore: WMATA and the developer closed on a ground lease for the first phase of this project, a 330-unit multifamily building. Groundbreaking held in September.
- College Park: Construction is underway on a 451-unit multifamily building. This is being developed on property ground leases from WMATA to the Gilbane Development Company.
- West Falls Church: WMATA executed a Joint Development Agreement for a 24-acre, mixed-use transit-oriented development at the West Falls Church Metro Station, in August of 2021. WMATA is seeking FTA joint development concurrence for this project.
- New Carrollton: Implementation of phases 3-5 of the New Carrollton Joint Development is underway, including the new Metro Maryland office building, a 291-unit multifamily building, and a new commuter garage to replace surface parking spaces. Construction of the new multifamily building and the new parking garage began in Q4 of FY2022. WMATA took occupancy of the new office building in late 2022. WMATA and Prince George's County are working together to develop a transportation development vision for the ½-mile surrounding the New Carrollton station.



Dispositions

- Southern Avenue Parcel C: WMATA has executed a purchase and sale agreement for 6 acres of property near Southern Avenue. WMATA is seeking FTA concurrence.

Acquisitions

- Western Bus Garage project: WMATA is pursuing a protective acquisition for a site to replace the Western Bus Garage.

FEDERAL AWARDS UPDATE

As of December 31, 2022, Metro had 22 active awards from the Federal Transit Administration (FTA) with a combined value of \$3.06 billion. This includes Federal Fiscal Year 2022 formula funding and \$120 million of supplemental American Rescue Plan Act assistance.

One award was closed in Q2, and one application is in progress with a federal request of \$3.5 million.

Metro continues a rigorous review of reimbursement requests submitted to FTA. Reimbursements of \$251 million were received from FTA during Metro's Q2 funding projects that include, but are not limited to, assisting the operating budget revenue shortfall through the ARPA grant, the purchase of new buses, the construction of new bus garages, and repairing station and track infrastructure.

Metro's application for the following competitive grant program is pending agency decision:

- **FFY23 CMAQ - Bus Replacements** (requested \$3.5 million for Bus Replacement)

Active FTA Awards as of 12/31/2022 (Dollars in Millions)

Federal Award ID	Date of Award	Application Name	Federal Award	Drawn	Balance	POP End Date
DC-2017-011-01	08/15/2017	Track Inspector Location Awareness with Enhanced Transit Worker Protection ¹	\$1.9	\$1.9	\$0.0	12/30/2022
DC-2018-012-00	09/09/2018	Bus Shelters Replacement	\$3.6	\$0.0	\$3.6	06/30/2024
DC-2019-010-00	08/13/2019	FFY2019 5307/5340 Formula Funding	\$191.4	\$185.7	\$5.7	03/30/2023
DC-2020-007-00	05/27/2020	FFY19 Section 5310 Metro Access Replacement Vehicles	\$0.9	\$0.0	\$0.9	12/30/2023
DC-2020-010-01	07/10/2020	FFY20 5307 Bus Replacements & Rehabilitation, Bus & Rail Facility Improvements, and Rail Systemwide ATC & Propulsion improvement	\$328.7	\$258.0	\$70.7	06/30/2024
DC-2020-016-00	08/13/2020	FFY2020 H.R.1865 RSI (Section 75) Funding Railcar Acquisition & Rehab, Train Control, Vertical Improvements, Ventilation, & Platforms Phase II	\$148.5	\$129.7	\$18.8	09/30/2023
DC-2020-017-01	08/14/2020	FFY20 5337 Rail System Rehabilitation, Railcar Preventive Maintenance, Railcar Procurement and HRO Facility	\$293.8	\$181.3	\$112.5	09/30/2024

Note: Drawn numbers are from inception through 12/31/2022

1. POP end date has since been revised to 9/15/2023. This award will be closed once the final report is approved and published by FTA.

FEDERAL AWARDS UPDATE (CONTINUED)

Active FTA Awards as of 12/31/2022 (Dollars in Millions)

Federal Award ID	Date of Award	Application Name	Federal Award	Drawn	Balance	POP End Date
DC-2021-003-00	03/08/2021	FFY2020 5339 (c) Low-No Metrobus Zero-Emission Fleet Program	\$4.2	\$0.1	\$4.1	06/30/2024
DC-2021-008-00	05/19/2021	WMATA FFY19 Section 5312 Public Safety Pilot Study	\$0.2	\$0.1	\$0.1	09/30/2023
DC-2021-012-00	8/17/2021	FFY2021 5312 COVID-19 Research and Demonstration Project	\$0.6	\$0.2	\$0.4	12/15/2022
DC-2021-014-00	8/13/2021	FFY2021 5339 Bladensburg Bus Garage	\$10.9	\$6.1	\$4.8	06/30/2023
DC-2021-015-00	8/13/2021	ARPA Section 5307 - WMATA Operating Assistance	\$1,209.0	\$276.2	\$932.8	12/30/2024
DC-2021-017-00	9/7/2021	FFY2021 PRIIA WMATA Railcars Rehabilitation, Platform Rehab (Phase 3), Vertical Transportation, Automatic Train Control and Radio Infrastructure	\$148.5	\$111.6	\$36.8	06/30/2024
DC-2022-008-00	8/18/2022	FFY2022 Section 5339 Bus Farebox Replacements	\$10.5	\$1.2	\$9.3	12/30/2023
DC-2022-010-00	8/26/2022	FFY2022 PRIIA WMATA Office of Inspector General	\$5.0	\$0.0	\$5.0	8/31/2023
DC-2022-011-00	8/30/2022	FFY 2021 American Rescue Plan (ARP) Additional Assistance for WMATA Operations	\$120.1	\$0.0	\$120.1	3/30/2024
DC-2022-012-00	9/1/2022	FFY2022 Section 5337 Railcar Preventive Maintenance, Railcar Scheduled Maintenance Program and Track Preventive Maintenance Program	\$102.4	\$12.1	\$90.3	6/31/2025
DC-2022-014-00	9/7/2022	FFY 2022 Section 5307 Bladensburg Bus Garage, Northern Bus Garage and Rail Station Revitalization Program	\$115.6	\$16.7	\$98.9	12/30/2027
DC-2022-015-00	9/9/2022	FFY2022 5307 Bus Replacements, Van Replacements, Bus Rehabilitation, and Bus Preventive Maintenance	\$69.9	\$1.3	\$68.6	12/30/2025

Note: Drawn numbers are from inception through 12/31/2022

FEDERAL AWARDS UPDATE (CONTINUED)

Active FTA Awards as of 12/31/2022 (Dollars in Millions)

Federal Award ID	Date of Award	Application Name	Federal Award	Drawn	Balance	POP End Date
DC-2022-016-00	9/9/2022	FFY2022 Section 5337 Rehabilitation of Yellow Line Bridge and Tunnel, Rehabilitation of Bridge Structures and Construction of Heavy Repair Overhaul Facility	\$125.5	\$59.0	\$66.5	3/30/2026
DC-2022-017-00	9/12/2022	FFY2022 Section 5307 Station Entrance Canopies and Stairways, Rehabilitation of Parking Facilities, and Rail Station Cooling and AC Power and Switches	\$24.2	\$0.0	\$24.2	12/30/2023
DC-2022-018-00	9/14/2022	FFY2022 PRIIA WMATA Vertical Transportation, Support Facility Fire System Rehabilitation, Tunnel Water Leak Mitigation, Platform Rehab (Phase 4), Automatic Train Control and Radio Infrastructure	\$143.5	\$84.0	\$59.5	6/30/2025

FTA Awards Closed in FY2023 (Dollars in Millions)

Federal Award ID	Date of Award	Application Name	Federal Award	Closed Date
DC-2019-006-00	06/28/19	FFY2019-PRIIA Appropriation	\$148.5	06/27/2022
DC-2019-009-00	07/25/19	FFY2019 5337 State of Good Repair	\$156.6	06/28/2022
DC-2020-002-00	04/23/20	FFY2019 Section 5539b Buses and Bus Facilities (Farebox)	\$11.0	06/28/2022
DC-2021-010-00	06/01/2021	WMATA FFY21 Section 5307 CRRSAA Operating Assistance	\$713.9	9/30/2022

Note: Drawn numbers are from inception through 12/31/2022

FEDERAL AWARDS UPDATE (CONTINUED)

FTA Applications in Progress Pending Award as of 12/31/2022 (Dollars in Millions)

Federal Award ID	Application Name	Federal Request
1398-2022-11	FFY23 CMAQ - Bus Replacements	\$3.5

Active Non-FTA Awards as of 12/31/2022 (Dollars in Millions)

Federal Award ID	Date of Award	Application Name	Federal Award	Drawn	Balance	POP End Date
EMW-2019-RA-00011	09/01/2019	DHS Transit Security Grant Program	\$4.1	\$1.0	\$3.1	08/30/2023
EMW-2020-RA-00019	09/01/2020	DHS Transit Security Grant Program	\$3.2	\$0.9	\$2.3	08/30/2023
EMW-2021-RA-00030	09/01/2021	DHS Transit Security Grant Program	\$4.4	\$0.0	\$4.4	08/30/2024
15PBJA-21-GG-04422-BWCX	12/01/2021	DOJ Body Worn Camera Program	\$0.9	\$0.0	\$0.9	12/30/2024

Closed Non-FTA Awards as of 12/31/2022 (Dollars in Millions)

Federal Award ID	Date of Award	Application Name	Federal Award	Drawn	Balance	POP End Date
EMW-2018-RA-00028	09/01/2018	DHS Transit Security Grant Program	\$5.4	\$5.0	\$0.4	08/30/2022

TABLE 1: CAPITAL PROGRAM FINANCIALS BY INVESTMENT CATEGORY

Dollar amounts are in millions.

Capital Investments	FY2023 Current Budget	FY2023 Actuals	YTD % Budget Expended
Acquisition	78.0	17.5	22%
Maintenance & Overhaul	135.7	58.8	43%
Maintenance Facilities	33.0	4.5	14%
Railcar and Railcar Facilities	\$246.7	\$80.8	33%
Power	65.6	43.8	67%
Signals & Communications	151.5	99.1	65%
Rail Systems	\$217.1	\$142.9	66%
Fixed Rail	129.7	73.0	56%
Structures	369.2	202.5	55%
Track and Structures Rehabilitation	\$498.9	\$275.5	55%
Platforms & Structures	315.9	257.1	81%
Vertical Transportation	68.1	31.9	47%
Station Systems	163.5	81.2	50%
Stations and Passenger Facilities	\$547.4	\$370.2	68%
Acquisition	88.8	5.4	6%
Maintenance & Overhaul	94.8	23.4	25%
Maintenance Facilities	197.9	71.9	36%
Passenger Facilities & Systems	60.3	26.8	44%
Bus, Bus Facilities and Paratransit	\$441.8	\$127.4	29%
IT	114.6	48.8	43%
MTPD	13.3	1.6	12%
Support Equipment & Services	286.5	160.6	56%
Business and Operations Support	\$414.4	\$211.0	51%
Total Capital Programs	\$2,366.4	\$1,207.8	51%

TABLE 2: CAPITAL PROGRAM FINANCIALS BY INVESTMENT CATEGORY

Dollar amounts are in millions. Numbers may not sum due to rounding.

CIP	PROJECT NAME	FY2023 FORECAST RANGE	FY2023 ORIGINAL BUDGET	BUDGET ADJUSTMENTS	FY2023 CURRENT BUDGET	FY2023 YTD ACTUALS	YTD % BUDGET EXPENDED
CIP0059	8000-Series Railcars	28.0 - 33.0	47.3	(4.0)	43.3	4.9	11%
CIP0256	7000-Series Railcars	22.6 - 27.6	57.7	(29.7)	28.0	8.0	29%
CRB0019_19	Silver Line Phase 1 Railcars	3.0 - 7.0	5.5	-	5.5	4.6	84%
CRB0020_01	Silver Line Phase 2 Railcars	0.0 - 0.0	1.2	-	1.2	0.0	1%
Acquisition		53.6 - 67.6	111.7	(33.7)	78.0	17.5	22%
CIP0063	Rail Vehicle Scheduled Maintenance Program	77.6 - 85.6	49.8	18.0	67.8	41.9	62%
CIP0067	Rail Vehicle Safety & Reliability Improvements	6.5 - 6.5	2.8	1.0	3.8	3.8	102%
CIP0142	Rail Vehicle Preventive Maintenance	26.2 - 36.2	59.0	-	59.0	13.2	22%
Maintenance/Overhaul		110.4 - 133.9	116.7	19.0	135.7	58.8	43%
CIP0225	Heavy Repair and Overhaul Facility	13.1 - 22.1	69.8	(45.0)	24.8	3.8	15%
CIP0279	Railyard Shop Equipment Replacement	0.2 - 0.2	1.3	-	1.3	0.1	6%
CIP0283	Railcar Maintenance Facilities State of Good Repair	-1.0 - 1.0	3.3	-	3.3	0.1	3%
CIP0284	Railyard Facility and Site Rehabilitation	1.0 - 1.0	0.2	3.0	3.2	0.5	16%
CIP8005	D&E Rail Yard Improvements	0.0 - 0.0	0.5	-	0.5	(0.0)	0%
Maintenance Facilities		13.8 - 24.8	75.0	(42.0)	33.0	4.5	14%
Railcar and Railcar Facilities Investments		177.8 - 226.3	303.4	(56.7)	246.7	80.8	33%
CIP0076	Rail System Power Upgrades	19.4 - 19.4	15.9	-	15.9	13.2	83%
CIP0253	Traction Power State of Good Repair	59.7 - 63.7	42.6	0.7	43.2	30.4	70%
CIP0286	Power Generator Replacement	0.9 - 0.9	5.4	-	5.4	0.5	10%
CIP8007	D&E Electrical Improvements	-0.1 - -0.1	0.5	(0.2)	0.4	(0.2)	-58%
Power		80.3 - 84.3	65.1	0.5	65.6	43.8	67%
CIP0136	Radio Infrastructure Replacement	26.0 - 36.0	33.5	-	33.5	17.9	53%
CIP0139	Safety Audit Recommendations	0.1 - 0.1	1.8	-	1.8	0.0	2%
CIP0251	Automatic Train Control State of Good Repair	81.1 - 91.1	71.0	(10.5)	60.6	38.4	63%
CIP0257	Emergency Trip Station (ETS) Rehabilitation	0.2 - 0.2	1.4	-	1.4	0.1	9%
CIP0332	Fiber Optic Cable Installation	77.8 - 77.8	28.2	24.0	52.2	41.7	80%
Signals & Communications		187.6 - 207.6	138.0	13.6	151.5	99.1	65%
Rail Systems Investments		267.9 - 291.9	203.1	14.0	217.1	142.9	66%

TABLE 2: CAPITAL PROGRAM FINANCIALS BY INVESTMENT CATEGORY (CONTINUED)

Dollar amounts are in millions. Numbers may not sum due to rounding.

CIP	PROJECT NAME	FY2023 FORECAST RANGE	FY2023 ORIGINAL BUDGET	BUDGET ADJUSTMENTS	FY2023 CURRENT BUDGET	FY2023 YTD ACTUALS	YTD % BUDGET EXPENDED
CIP0024	Track Rehabilitation Program	98.5 - 103.5	81.0	6.0	87.0	55.0	63%
CIP0025	Roadway Equipment and Vehicle Program	9.9 - 11.9	26.3	(9.0)	17.3	2.7	16%
CIP0246	General Engineering	18.2 - 18.2	12.9	4.0	16.9	10.1	60%
CIP0247	Emergency Construction and Emerging Needs Program	5.0 - 5.0	50.5	(48.6)	1.9	2.3	120%
CIP0261	Rail Tunnel Lighting Replacement	4.1 - 4.1	-	4.4	4.4	2.4	56%
CIP8011	D&E Fixed Rail Improvements	0.5 - 0.5	-	1.9	1.9	0.4	19%
Fixed Rail		136.2 - 143.2	171.0	(41.3)	129.7	73.0	56%
CIP0262	Tunnel Water Leak Mitigation	14.7 - 18.7	27.8	-	27.8	7.1	26%
CIP0291	Tunnel Ventilation Improvements	0.0 - 0.0	1.9	-	1.9	(0.1)	-5%
CIP0294	Bridge Rehabilitation Program	0.3 - 0.3	1.2	-	1.2	(0.1)	-6%
CIP0356	Tunnel Ventilation Improvements - Red Line Pilot	17.0 - 20.0	12.6	-	12.6	7.6	60%
CIP8013	D&E Track Structures Improvements	2.0 - 2.0	2.8	-	2.8	0.7	24%
CIP0348	Structural Rehabilitation - Package A	32.7 - 32.7	30.1	-	30.1	22.1	73%
CIP0349	Yellow Line Tunnel and Bridge Rehabilitation	293.5 - 313.5	208.7	80.0	288.7	164.7	57%
CIP0370	Structural Rehabilitation - Package B	0.2 - 0.2	2.7	-	2.7	0.1	2%
CIP0375	Structural Rehabilitation - Shaft	1.2 - 1.2	-	1.5	1.5	0.4	30%
Structures		361.6 - 388.6	287.7	81.5	369.2	202.5	55%
Track and Structures Rehabilitation Investments		497.8 - 531.8	458.7	40.2	498.9	275.5	55%
CIP0035	Bicycle and Pedestrian Facility Rehabilitation	0.7 - 0.7	3.6	-	3.6	0.4	10%
CIP0087	Station and Facility Restoration Program	12.0 - 12.0	11.8	-	11.8	6.5	55%
CIP0088	Station Entrance Canopy Installation	9.7 - 9.7	7.4	-	7.4	4.1	55%
CIP0152	Parking Garage and Surface Lot Rehabilitation	22.5 - 22.5	13.5	-	13.5	9.3	69%
CIP0218	Metrorail Station Improvements	0.6 - 0.6	1.0	-	1.0	0.0	1%
CIP0271	Metrorail Station Emergency Gates Replacement	0.6 - 0.6	-	-	0.0	0.6	55514034%
CIP0297	Union Station Improvements	0.7 - 0.7	7.6	-	7.6	0.2	3%
CIP0305	Rail Passenger Facility State of Good Repair Program	1.1 - 1.1	-	3.0	3.0	0.1	2%
CIP0308	Station Platform Rehabilitation - Phase 3	7.3 - 7.3	0.1	4.0	4.1	7.3	179%
CIP0310	Station Platform Rehabilitation - Phase 4	157.6 - 165.6	205.4	(40.0)	165.4	147.6	89%
CIP0374	Solar Site Improvements	7.8 - 7.8	-	-	11.1	11.1	6.5
CRB0013	Potomac Yard Station Construction	76.5 - 76.5	32.2	42.0	74.2	63.3	85%
CRB0020	Silver Line Phase 2 Construction Support	11.1 - 11.1	3.3	0.1	3.4	9.8	290%
CRB0127	Purple Line Construction Support	5.2 - 5.2	4.7	-	4.7	2.7	58%
CRB0136	McClellan Station - New Entrance	0.5 - 0.5	-	0.8	0.8	0.1	17%

TABLE 2: CAPITAL PROGRAM FINANCIALS BY INVESTMENT CATEGORY (CONTINUED)

Dollar amounts are in millions. Numbers may not sum due to rounding.

CIP	PROJECT NAME	FY2023 FORECAST RANGE	FY2023 ORIGINAL BUDGET	BUDGET ADJUSTMENTS	FY2023 CURRENT BUDGET	FY2023 YTD ACTUALS	YTD % BUDGET EXPENDED
CIP8015	D&E Rail Station Improvements	0.4 - 0.4	4.2	(3.0)	1.2	0.3	23%
Platforms & Structures		318.8 - 326.8	297.9	18.0	315.9	257.1	81%
CIP0072	Elevator Rehabilitation Program	3.2 - 3.2	12.4	-	12.4	1.8	14%
CIP0073	Escalator Rehabilitation Program	15.9 - 15.9	16.0	-	16.0	8.0	50%
CIP0132	Escalator and Elevator Overhaul Program	7.4 - 7.4	11.6	-	11.6	2.5	22%
CIP0185	Escalator Replacement	37.9 - 37.9	18.5	8.0	26.5	19.6	74%
Vertical Transportation		65.4 - 65.4	60.1	8.0	68.1	31.9	47%
CIP0145	Facility Security Monitoring Equipment Program	14.2 - 17.2	15.6	-	15.6	7.7	49%
CIP0151	Rail Station Cooling Rehabilitation Program	3.7 - 4.7	9.8	-	9.8	0.8	8%
CIP0219	Rail Station Lighting Improvements	6.5 - 6.5	19.1	(11.0)	8.1	1.4	17%
CIP0242	Rail System Drainage Rehabilitation Program	15.3 - 15.3	13.3	4.0	17.3	7.2	42%
CIP0252	Low Voltage Power State of Good Repair	33.0 - 33.0	32.1	-	32.1	16.8	52%
CIP0255	Fare Collection Modernization	61.5 - 64.5	53.6	7.7	61.2	41.3	67%
CIP0258	Station And Tunnel Fire Alarm Rehabilitation	1.4 - 1.4	2.2	0.3	2.5	0.7	29%
CIP0272	Digital Display and Wayfinding Improvements	10.6 - 10.6	0.6	1.3	1.9	0.3	18%
CIP0276	Art in Transit and Station Commercialization Program	1.0 - 1.0	0.5	0.9	1.4	0.2	14%
CIP0341	Rail System Standpipe Replacement Program	6.5 - 9.5	4.1	-	4.1	3.6	89%
CIP0372	Station Revitalization	0.2 - 0.2	8.2	-	8.2	0.0	0%
CIP8019	D&E Passenger Facility Improvements	0.6 - 0.6	0.5	-	0.5	-	0%
Station Systems		157.0 - 167.0	160.3	3.2	163.5	81.2	50%
Stations and Passenger Facilities Investments		541.1 - 559.1	518.2	29.2	547.4	370.2	68%
CIP0006	Bus Fleet Acquisition Program	52.3 - 52.3	67.4	-	67.4	1.0	2%
CIP0015	MetroAccess Fleet Acquisition	7.1 - 7.1	18.4	(11.0)	7.4	1.5	20%
CIP0355	Zero Emission Bus Acquisition and Evaluation	10.2 - 14.2	12.2	1.5	13.7	2.8	21%
CIP8021	D&E Bus & Paratransit Improvements	0.0 - 0.0	0.2	-	0.2	0.0	0%
Acquisition		69.6 - 73.6	98.3	(9.5)	88.8	5.4	6%
CIP0002	Bus Onboard Location Equipment and Software Program	3.3 - 6.3	11.7	-	11.7	2.6	22%
CIP0004	Bus Maintenance Facility and Equipment State of Good Repair Program	2.4 - 2.4	4.5	-	4.5	0.4	9%
CIP0005	Bus Vehicle Rehabilitation Program	38.0 - 46.0	56.4	-	56.4	19.4	34%
CIP0007	Bus Closed Circuit Television Replacement Program	0.5 - 0.5	21.0	(20.0)	1.0	-	0%
CIP0143	Bus Vehicle Preventive Maintenance	1.0 - 41.0	1.0	-	1.0	1.0	100%
Maintenance/Overhaul		59.2 - 110.2	114.8	(20.0)	94.8	23.4	25%
CIP0311	Bladensburg Bus Garage Replacement	62.0 - 72.0	78.4	-	78.4	31.7	40%

TABLE 2: CAPITAL PROGRAM FINANCIALS BY INVESTMENT CATEGORY (CONTINUED)

Dollar amounts are in millions. Numbers may not sum due to rounding.

CIP	PROJECT NAME	FY2023 FORECAST RANGE	FY2023 ORIGINAL BUDGET	BUDGET ADJUSTMENTS	FY2023 CURRENT BUDGET	FY2023 YTD ACTUALS	YTD % BUDGET EXPENDED
CIP0312	Four Mile Run Bus Garage Rehabilitation	2.0 - 2.0	-	0.9	0.9	0.1	8%
CIP0315	Northern Bus Garage Replacement	63.3 - 73.3	79.1	(17.0)	62.1	39.5	64%
CIP0319	Bus Maintenance Facility State of Good Repair Program	0.9 - 0.9	-	0.3	0.3	0.0	10%
CIP0376	Western Bus Garage Rehab	2.8 - 47.8	-	1.0	56.0	-	0%
CIP8025	D&E Bus Maintenance Facility Improvements	0.8 - 0.8	0.2	-	0.2	0.3	142%
Maintenance Facilities		132.4 - 197.4	158.2	(15.3)	197.9	71.9	36%
CIP0220	Bus Planning Studies Program	0.7 - 0.7	1.2	-	1.2	0.3	22%
CIP0221	Bus Customer Facility Improvements	5.0 - 5.0	24.3	(14.1)	10.1	3.1	30%
CIP0254	Bus Priority Program Development	4.8 - 7.8	3.6	6.1	9.7	1.0	10%
CIP0266	Historic Bus Loop and Facility Rehabilitation	0.7 - 0.7	-	0.1	0.1	0.5	485%
CIP0275	New Carrollton Garage and Bus Bays	40.3 - 50.3	40.9	(2.0)	38.9	21.3	55%
CIP0326	Real-time Bus and Rail Data Feed Development	0.2 - 0.2	-	0.2	0.2	-	0%
Passenger Facilities/Systems		52.3 - 65.3	70.0	(9.6)	60.3	26.8	44%
Bus, Bus Facilities and Paratransit Investments		313.6 - 446.6	441.3	(54.4)	441.8	127.4	29%
CIP0042	Asset Management Software Improvements	0.1 - 0.1	1.0	-	1.0	-	0%
CIP0043	Bus and Rail Scheduling and Operations Software Improvements	2.9 - 2.9	5.1	-	5.1	0.7	13%
CIP0056	Rail Service Management Software Improvements	2.4 - 2.4	7.8	-	7.8	0.2	3%
CIP0259	Employee Timekeeping System	0.2 - 0.2	1.9	0.4	2.3	0.2	7%
CIP0269	Asset Management Software	2.5 - 2.5	1.9	-	1.9	1.0	53%
CIP0330	Information Technology Data Center	36.7 - 36.7	13.2	14.6	27.8	17.4	63%
CIP0331	Enterprise Resource Planning Software Replacement	3.7 - 3.7	7.5	-	7.5	1.2	16%
CIP0342	Information Technology Hardware State of Good Repair	17.2 - 17.2	16.1	-	16.1	8.9	55%
CIP0354	ePerformance and eCompensation Upgrades	0.1 - 0.1	0.7	-	0.7	-	0%
CIP0357	Cybersecurity Legacy Software Improvements	3.8 - 3.8	3.7	-	3.7	2.1	56%
CIP0358	Business Systems State of Good Repair	13.0 - 13.0	19.7	(5.2)	14.5	6.5	45%
CIP0359	Enterprise Technology Platforms State of Good Repair	4.5 - 4.5	5.7	(1.1)	4.5	2.3	50%
CIP0360	Transit Systems State of Good Repair	10.3 - 10.3	15.5	(5.3)	10.3	5.1	50%
CIP0361	Service Oriented Architecture (SOA) Program	0.3 - 0.3	1.3	-	1.3	-	0%
CIP0362	IV&V Program	0.1 - 0.1	0.5	-	0.5	-	0%
CIP0363	Cyber Security	0.0 - 0.0	0.4	-	0.4	-	0%
CIP8029	D&E Information Technology Improvements	7.9 - 7.9	18.2	(10.5)	7.7	1.5	19%

TABLE 2: CAPITAL PROGRAM FINANCIALS BY INVESTMENT CATEGORY (CONTINUED)

Dollar amounts are in millions. Numbers may not sum due to rounding.

CIP	PROJECT NAME	FY2023 FORECAST RANGE	FY2023 ORIGINAL BUDGET	BUDGET ADJUSTMENTS	FY2023 CURRENT BUDGET	FY2023 YTD ACTUALS	YTD % BUDGET EXPENDED
CIP8030	Future Information Technology Projects	0.7 - 0.7	-	1.5	1.5	-	0%
Information Technology		108.9 - 108.9	120.2	(5.6)	114.6	48.8	43%
CIP0102	Police District III Substation	5.7 - 5.7	1.6	7.3	8.9	1.3	14%
CIP0127	Transit Police Support Equipment	2.0 - 3.0	1.2	3.2	4.4	0.3	6%
MTPD		7.7 - 8.7	2.8	10.5	13.3	1.6	12%
CIP0009	Service Vehicle Acquisition Program	4.0 - 6.0	13.5	0.2	13.7	2.6	19%
CIP0010	Environmental Compliance Program	6.9 - 6.9	7.4	-	7.4	2.6	34%
CIP0034	Revenue Collection Facility Rehabilitation	1.5 - 1.5	1.7	-	1.7	1.0	62%
CIP0036	Procurement Program Support	8.0 - 8.0	13.0	-	13.0	3.7	29%
CIP0039	System Planning and Development	6.6 - 6.6	4.2	5.5	9.7	3.4	35%
CIP0099	Joint Development Program Support	1.2 - 1.2	2.5	-	2.5	0.0	0%
CIP0101	Internal Compliance Capital Management Support	1.3 - 1.3	1.7	-	1.7	0.4	22%
CIP0131	Capital Program Financing Support	0.6 - 0.6	0.6	-	0.6	0.3	40%
CIP0150	Support Facility Fire System Rehabilitation	1.0 - 1.0	10.5	-	10.5	0.3	2%
CIP0170	Facility Roof Rehabilitation and Replacement	7.1 - 10.1	12.1	(7.8)	4.4	3.1	70%
CIP0197	Support Facility Improvements	5.2 - 5.2	7.4	1.0	8.4	1.2	15%
CIP0212	Sustainability/Resiliency Program	2.6 - 2.6	3.2	-	3.2	1.1	36%
CIP0213	Capital Program Development Support	25.6 - 27.6	21.6	-	21.6	13.4	62%
CIP0270	Capital Delivery Program Support	27.1 - 30.1	28.2	-	28.2	15.6	55%
CIP0273	Support Facility Rehabilitation	4.3 - 4.3	4.9	-	4.9	2.2	44%
CIP0277	Supply Chain Modernization	1.7 - 1.7	1.2	-	1.2	0.0	0%
CIP0324	Capital Program Financial Support	0.3 - 0.3	0.4	-	0.4	0.0	3%
CIP0335	Office Consolidation - District of Columbia	25.9 - 25.9	11.8	-	11.8	18.5	156%
CIP0337	Office Consolidation - Virginia	65.4 - 65.4	71.1	-	71.1	30.7	43%
CIP0338	Office Consolidation - Maryland	21.3 - 24.3	38.1	(8.0)	30.1	19.6	65%
CIP0339	Rail Station Emergency Egress Improvements	0.0 - 0.0	0.5	-	0.5	-	0%
CIP0347	Accounting Capital Program Support	1.2 - 1.2	2.3	-	2.3	0.6	24%
CIP0371	West Falls Church Development	0.0 - 0.0	0.1	-	0.1	-	0%
CIP0373	Operations Control Center Improvements and Relocations	39.9 - 44.9	-	30.0	30.0	34.6	115%
CIP0377	OCC Communications Strategy	-1.8 - 0.2	-	0.5	0.5	-	0%
CIP0378	Metro Strategic Plan Update	3.3 - 3.3	-	3.5	3.5	2.5	72%
CRB0005	Planning Support for the District of Columbia	2.2 - 2.2	1.1	-	1.1	1.4	128%
CRB0009	Planning Support for Maryland Jurisdictions	1.7 - 1.7	0.9	-	0.9	1.0	102%
CRB0018	Planning Support for Virginia Jurisdictions	1.6 - 1.6	1.1	-	1.1	0.9	87%

TABLE 2: CAPITAL PROGRAM FINANCIALS BY INVESTMENT CATEGORY (CONTINUED)

Dollar amounts are in millions. Numbers may not sum due to rounding.

CIP	PROJECT NAME	FY2023 FORECAST RANGE	FY2023 ORIGINAL BUDGET	BUDGET ADJUSTMENTS	FY2023 CURRENT BUDGET	FY2023 YTD ACTUALS	YTD % BUDGET EXPENDED
CIP8034	Future Support Equipment Projects	0.4 - 0.4	0.5	-	0.5	-	0%
Support Equipment/Services		266.2 - 286.2	263.8	22.7	286.5	160.6	56%
Business and Operations Support Investments		382.8 - 403.8	386.7	27.7	414.4	211.0	51%
Total Capital Program		2,181.1 - 2,459.6	2,311.4	(0.0)	2,366.4	1,207.8	51%

TABLE 3: SOURCE OF FUNDS SUMMARY

Dollar amounts are expressed in millions.

Funding Source	FY2023 CURRENT BUDGET	FY2023 YTD SPEND
Federal Formula	\$331.4	\$210.0
Federal PRIIA	\$148.5	\$77.0
Other Federal Grants	\$11.5	\$0.1
Total Federal	\$491.4	\$287.1
Match & System Performance	\$284.7	\$122.2
PRIIA/RSI Match	\$148.5	\$77.0
Dedicated Funding	\$500.0	\$222.2
Congestion Mitigation and Air Quality (CMAQ) Match	\$1.0	\$0.0
Jurisdictional Reimbursable	\$50.0	\$5.1
Other Local & Match		\$81.5
Total Jurisdictional	\$984.2	\$508.0
Debt	\$949.3	\$407.4
Net Accruals		
Total	\$2,424.9	\$1,202.5

TABLE 4: EXPENDITURES BY FUND SOURCE (CONTINUED)

CIP	PROJECT NAME	FY2023 CURRENT BUDGET	FY2023 ACTUALS ¹	FORMULA ²	PRIIA ²	OTHER FEDERAL ²	SYSTEM PERFORMANCE	REIMBURSABLE/ PLANNING/ OTHER	DEBT	DISTRICT OF COLUMBIA DED. FUND.	STATE OF MARYLAND DED. FUND.	COMMONWEALTH OF VIRGINIA - NONRESTRICTED DED. FUND.	COMMONWEALTH OF VIRGINIA - RESTRICTED DED. FUND.	NET ACCRUALS ³
Track and Structures Rehabilitation Investments		498,921,274	275,523,486	119,496,032	5,935,530	-	14,587,717	-	39,397,213	27,985,856	26,182,846	18,675,973	5,547,079	17,281,889
CIP0035	Bicycle and Pedestrian Facility Rehabilitation	3,580,000	351,915	-	-	-	-	-	-	93,497	87,473	62,394	18,532	90,019
CIP0087	Station and Facility Restoration Program	11,840,000	6,495,666	-	-	-	(6)	-	5,616,285	327,463	306,366	218,528	64,906	(37,876)
CIP0088	Station Entrance Canopy Installation	7,376,000	4,077,746	2,861,350	-	-	(4)	-	-	266,411	249,247	177,786	52,805	470,151
CIP0152	Parking Garage and Surface Lot Rehabilitation	13,542,000	9,313,088	6,391,848	-	-	-	-	339,778	942,243	881,538	628,793	186,762	(62,492)
CIP0218	Metrorail Station Improvements	1,000,000	8,139	-	-	-	-	-	-	2,725	2,550	1,819	540	506
CIP0271	Metrorail Station Emergency Gates Replacement	1	555,140	-	-	4,780	441,423	-	-	73	68	49	14	108,734
CIP0274	Grosvenor Parking Garage Joint Development	-	54,181	-	-	-	-	-	91,371	-	-	-	-	(37,190)
CIP0297	Union Station Improvements	7,644,000	200,056	-	-	-	-	-	-	15,789	14,772	10,537	3,130	155,828
CIP0302	Huntington Station Parking Garage Demolition	-	71,900	-	-	-	-	-	-	51,086	47,795	34,091	10,126	(71,198)
CIP0305	Rail Passenger Facility State of Good Repair Program	3,000,000	62,590	-	-	-	-	-	2,977	21,429	20,049	14,301	4,248	(413)
CIP0306	Station Platform Rehabilitation - Phase 1	-	(421)	-	-	-	-	-	118	-	-	-	-	(538)
CIP0307	Station Platform Rehabilitation - Phase 2	-	61,059	-	-	-	-	-	62,387	-	-	-	-	(1,328)
CIP0308	Station Platform Rehabilitation - Phase 3	4,084,000	7,323,151	-	1,897,693	-	-	-	2,683,159	1,651,929	1,545,502	1,102,392	327,429	(1,884,953)
CIP0310	Station Platform Rehabilitation - Phase 4	165,368,000	147,620,121	-	93,491,852	-	35,335	-	7,085,434	21,971,108	20,555,602	14,662,114	4,354,895	(14,536,219)
CIP0345	Shady Grove Stairway	-	8,376	-	-	-	-	-	-	58,763	54,977	39,214	11,647	(156,225)
CIP0352	Rail Station Platform Canopy Rehabilitation Program	-	564,713	-	-	-	-	-	22,949	174,811	163,549	116,658	34,649	52,098
CIP0374	Solar Site Improvements	11,075,000	6,543,842	-	-	-	-	-	6,111,427	-	-	-	-	432,415
CRB0013	Potomac Yard Station Construction	74,205,000	63,252,646	-	-	-	-	66,125,469	-	-	-	-	-	(2,872,823)
CRB0019	Silver Line Phase 1	-	(2,432,840)	-	-	-	-	(0)	-	-	-	-	-	2,174,821
CRB0020	Silver Line Phase 2 Construction Support	3,370,000	9,772,373	-	-	-	-	9,853,104	-	-	-	-	-	(72,778)
CRB0127	Purple Line Construction Support	4,705,001	2,748,325	-	-	-	-	2,986,294	-	-	-	-	-	(237,970)
CRB0133	Union Station Entrance Improvements	-	(694)	-	-	-	-	-	-	-	-	-	-	-
CRB0136	McClean Station - New Entrance	800,000	135,469	-	-	-	-	-	-	-	-	-	-	-
CIP8015	D&E Rail Station Improvements	1,200,000	279,909	-	-	-	271,471	-	-	-	-	-	-	8,439
Platforms & Structures		315,858,002	257,066,451	9,253,197	95,389,545	4,780	748,218	78,964,867	22,015,884	25,577,327	23,929,488	17,068,674	5,069,684	(16,478,993)
CIP0072	Elevator Rehabilitation Program	12,380,000	1,788,890	-	869,014	-	-	-	-	41,006	38,364	27,365	8,128	805,013
CIP0073	Escalator Rehabilitation Program	16,012,000	8,030,884	-	6,058,997	-	-	-	-	17,351	16,234	11,579	3,439	1,923,284
CIP0132	Escalator and Elevator Overhaul Program	11,600,000	2,499,537	-	-	-	260,943	-	2,377,768	-	-	-	-	(139,175)
CIP0185	Escalator Replacement	28,500,000	19,563,461	-	16,589,263	-	-	-	114,611	21,243	19,875	14,176	4,211	2,800,082
Vertical Transportation		68,088,000	31,882,772	-	23,517,274	-	260,943	-	2,492,379	79,601	74,473	53,121	15,778	5,389,204
CIP0074	Parking Access and Collection Equipment Maintenance	-	65,851	-	-	-	-	-	(7,888)	26,325	24,629	17,567	5,218	-
CIP0145	Facility Security Monitoring Equipment Program	15,560,160	7,664,789	-	-	-	17,017	-	-	2,620,922	2,452,067	1,749,036	519,493	304,081
CIP0151	Rail Station Cooling Rehabilitation Program	9,810,000	824,479	786,972	-	-	-	-	218,134	33,401	31,249	22,290	6,620	(274,187)
CIP0219	Rail Station Lighting Improvements	8,117,000	1,370,633	806,203	-	-	-	-	393,467	58,590	54,815	39,099	11,613	6,303
CIP0241	Flood Resiliency Infrastructure Upgrades	-	1,021,015	-	-	-	-	-	-	231,058	218,172	154,193	45,798	373,795
CIP0242	Rail System Drainage Rehabilitation Program	17,290,000	7,179,765	-	-	-	63,462	-	7,443,021	1,082	1,012	722	214	(329,748)
CIP0252	Low Voltage Power State of Good Repair	32,075,850	16,837,323	7,574,887	-	-	-	-	7,472,003	6,950	6,502	4,638	1,377	1,687,104
CIP0255	Fare Collection Modernization	61,249,000	41,313,493	2,902,760	-	(1,723)	169,246	-	34,291,592	40,144	37,558	26,790	7,957	3,836,904
CIP0258	Station And Tunnel Fire Alarm Rehabilitation	2,550,000	735,960	-	-	-	-	-	-	244,337	228,595	163,055	48,430	51,544
CIP0272	Digital Display and Wayfinding Improvements	1,925,000	336,909	-	-	-	-	-	88,138	-	-	-	-	248,771
CIP0276	Art in Transit and Station Commercialization Program	1,404,000	193,732	-	-	-	193,715	-	-	-	-	-	-	17
CIP0341	Rail System Standpipe Replacement Program	4,100,000	3,647,742	-	-	-	-	-	3,885,736	528	494	352	105	(239,472)
CIP0372	Station Revitalization	8,170,000	10,938	-	-	-	-	-	-	-	-	-	-	-

TABLE 4: EXPENDITURES BY FUND SOURCE (CONTINUED)

CIP	PROJECT NAME	FY2023 CURRENT BUDGET	FY2023 ACTUALS ¹	FORMULA ²	PRIIA ²	OTHER FEDERAL ²	SYSTEM PERFORMANCE	REIMBURSABLE/ PLANNING/ OTHER	DEBT	DISTRICT OF COLUMBIA DED. FUND.	STATE OF MARYLAND DED. FUND.	COMMONWEALTH OF VIRGINIA - NONRESTRICTED DED. FUND.	COMMONWEALTH OF VIRGINIA - RESTRICTED DED. FUND.	NET ACCRUALS ³
CIP8019	D&E Passenger Facility Improvements	546,000	-	-	-	-	-	-	-	-	-	-	-	-
Station Systems		163,479,010	81,202,629	12,070,822	-	(1,723)	443,439	-	53,784,202	3,263,335	3,053,092	2,177,742	646,826	5,665,114
Stations and Passenger Facilities Investments		547,425,011	370,151,852	21,324,020	118,906,818	3,056	1,452,600	78,964,867	78,292,466	28,920,263	27,057,053	19,299,536	5,732,288	(5,424,675)
CIP0006	Bus Fleet Acquisition Program	67,421,000	1,012,043	602,539	-	-	-	-	398,522	-	-	-	-	10,983
CIP0015	MetroAccess Fleet Acquisition	7,420,000	1,513,884	487,898	-	-	-	-	-	-	-	-	-	1,025,986
CIP0355	Zero Emission Bus Acquisition and Evaluation	13,706,000	2,830,578	57,000	-	-	-	-	2,582,733	-	-	-	-	190,845
CIP8021	D&E Bus & Paratransit Improvements	230,000	750	-	-	-	790	-	-	-	-	-	-	(40)
CIP8022	Future Bus & Paratransit	-	-	-	-	-	-	-	-	-	-	-	-	-
Acquisition		88,777,000	5,357,255	1,147,437	-	-	790	-	2,981,255	-	-	-	-	1,227,774
CIP0002	Bus Onboard Location Equipment and Software Program	11,734,000	2,584,764	-	-	-	-	-	-	-	-	-	-	-
CIP0004	Bus Maintenance Facility and Equipment State of Good Repair Program	4,494,000	409,373	-	-	-	-	-	466,957	-	-	-	-	(57,584)
CIP0005	Bus Vehicle Rehabilitation Program	56,386,000	19,386,691	18,314,612	-	-	755,212	-	247,415	240,133	224,662	160,249	47,597	(603,189)
CIP0007	Bus Closed Circuit Television Replacement Program	1,045,000	-	-	-	-	-	-	-	-	-	-	-	-
CIP0143	Bus Vehicle Preventive Maintenance	1,000,000	999,666	999,666	-	-	-	-	-	-	-	-	-	-
Maintenance/Overhaul		94,795,000	23,380,495	19,314,279	-	-	755,212	-	714,373	240,133	224,662	160,249	47,597	(660,773)
CIP0084	Andrews Federal Center Bus Garage	-	78,168	-	-	-	-	20,000	-	20,766	19,428	13,858	4,116	-
CIP0311	Bladensburg Bus Garage Replacement	78,412,000	31,667,777	17,249,144	-	-	589	0	6,458,892	39,328	36,794	26,245	7,795	7,848,990
CIP0312	Four Mile Run Bus Garage Rehabilitation	870,000	72,419	-	-	-	-	-	72,419	-	-	-	-	-
CIP0315	Northern Bus Garage Replacement	62,123,999	39,461,447	29,798,749	-	-	-	-	2,500,060	11	10	7	2	7,162,607
CIP0319	Bus Maintenance Facility State of Good Repair Program	320,000	30,769	-	-	-	6,524	-	-	7,868	7,361	5,250	1,559	2,207
CIP0376	Western Bus Garage Rehab	56,000,000	-	-	-	-	-	-	-	-	-	-	-	-
CIP8025	D&E Bus Maintenance Facility Improvements	200,000	284,801	-	-	-	311,598	-	-	-	-	-	-	(26,797)
CIP8026	Future Bus Maintenance Facilities	-	280,244	-	-	-	88,633	-	-	-	-	-	-	191,611
Maintenance Facilities		197,925,999	71,875,625	47,047,892	-	-	407,344	20,000	9,031,371	67,972	63,593	45,360	13,473	15,178,618
CIP0220	Bus Planning Studies Program	1,225,000	265,935	-	-	-	-	-	377,198	-	-	-	-	(111,263)
CIP0221	Bus Customer Facility Improvements	10,146,000	3,083,321	-	-	-	-	-	3,238,073	12,116	11,335	8,085	2,402	(188,691)
CIP0254	Bus Priority Program Development	9,717,600	1,000,594	-	-	-	-	-	-	351,936	329,262	234,860	69,757	14,778
CIP0266	Historic Bus Loop and Facility Rehabilitation	100,000	484,833	-	-	-	-	-	-	232,020	217,072	154,835	45,989	(165,083)
CIP0275	New Carrollton Garage and Bus Bays	38,920,000	21,303,445	-	-	-	-	-	18,897,063	-	-	-	-	2,406,382
CIP0322	Bus Passenger Facilities Systems Future	-	614,239	-	-	-	614,239	-	-	-	-	-	-	(0)
CIP0326	Real-time Bus and Rail Data Feed Development	240,000	-	-	-	-	-	-	-	-	-	-	-	-
Passenger Facilities/Systems		60,348,600	26,752,368	-	-	-	614,239	-	22,512,335	596,072	557,670	397,781	118,148	1,956,124
Bus, Bus Facilities and Paratransit Investments		441,846,599	127,365,743	67,509,608	-	-	1,777,586	20,000	35,239,333	904,177	845,925	603,390	179,217	17,701,742
CIP0042	Asset Management Software Improvements	1,000,000	-	-	-	-	6,405	-	-	-	-	-	-	(6,405)
CIP0043	Bus and Rail Scheduling and Operations Software Improvements	5,119,000	657,603	-	-	-	153,125	-	5,914	115,143	107,725	76,839	22,822	176,036
CIP0049	Technology Improvements for Administrative Functions	-	170	-	-	-	-	-	-	-	-	-	-	-
CIP0052	Network and Communications	-	3,564	-	-	-	-	-	-	-	-	-	-	-
CIP0053	Network Operations Center NOC	-	(91)	-	-	-	-	-	-	-	-	-	-	-
CIP0054	Customer Electronic Communications & Outreach	-	223,175	-	-	-	-	-	-	-	-	-	-	-
CIP0056	Rail Service Management Software Improvements	7,810,000	219,860	-	-	-	233,760	-	-	-	-	-	-	(13,900)
CIP0259	Employee Timekeeping System	2,308,000	172,843	-	-	-	158,031	-	-	-	-	-	-	14,811
CIP0269	Asset Management Software	1,871,000	1,000,888	-	-	-	-	-	-	405,494	379,370	270,601	80,373	(134,951)
CIP0330	Information Technology Data Center	27,780,000	17,398,521	-	-	-	-	-	23,163,213	934,246	874,057	623,456	185,177	(8,381,628)
CIP0331	Enterprise Resource Planning Software Replacement	7,500,000	1,210,607	-	-	-	1,180,907	-	-	-	-	-	-	29,700

TABLE 4: EXPENDITURES BY FUND SOURCE (CONTINUED)

CIP	PROJECT NAME	FY2023 CURRENT BUDGET	FY2023 ACTUALS ¹	FORMULA ²	PRIIA ²	OTHER FEDERAL ²	SYSTEM PERFORMANCE	REIMBURSABLE/ PLANNING/ OTHER	DEBT	DISTRICT OF COLUMBIA DED. FUND.	STATE OF MARYLAND DED. FUND.	COMMONWEALTH OF VIRGINIA - NONRESTRICTED DED. FUND.	COMMONWEALTH OF VIRGINIA - RESTRICTED DED. FUND.	NET ACCRUALS ³
CIP0342	Information Technology Hardware State of Good Repair	16,130,000	8,881,849	-	-	-	-	-	-	2,519,025	2,356,735	1,681,036	499,296	1,825,757
CIP0343	Information Technology Software State of Good Repair	-	1,598,580	-	-	-	-	-	-	596,837	558,385	398,291	118,299	(73,233)
CIP0354	ePerformance and eCompensation Upgrades	700,000	-	-	-	-	-	-	-	-	-	-	-	-
CIP0357	Cybersecurity Legacy Software Improvements	3,700,000	2,058,966	-	-	-	-	-	-	738,557	690,975	492,866	146,390	(9,822)
CIP0358	Business Systems State of Good Repair	14,508,230	6,503,936	-	-	-	-	-	-	1,934,921	1,810,262	1,291,243	383,521	1,083,989
CIP0359	Enterprise Technology Platforms State of Good Repair	4,543,243	2,271,845	-	-	-	2,271,845	-	-	-	-	-	-	-
CIP0360	Transit Systems State of Good Repair	10,280,363	5,140,597	-	-	-	5,140,598	-	-	-	-	-	-	(0)
CIP0361	Service Oriented Architecture (SOA) Program	1,306,000	-	-	-	-	-	-	-	-	-	-	-	-
CIP0362	IV&V Program	500,000	-	-	-	-	-	-	-	-	-	-	-	-
CIP0363	Cyber Security	350,000	-	-	-	-	-	-	-	-	-	-	-	-
CIP8029	D&E Information Technology Improvements	7,691,000	1,492,344	-	-	-	1,470,565	-	-	-	-	-	-	21,778
CIP8030	Future Information Technology Projects	1,460,000	-	-	-	-	-	-	-	-	-	-	-	-
Information Technology		114,556,836	48,835,255	-	-	-	10,615,235	-	23,169,126	7,244,223	6,777,509	4,834,332	1,435,878	(5,467,867)
CIP0102	Police District III Substation	8,920,490	1,292,894	-	-	-	-	-	1,184,407	-	-	-	-	108,570
CIP0106	Special Operations Division Facility	-	4,399	-	-	-	4,516	-	-	-	-	-	-	(118)
CIP0127	Transit Police Support Equipment	4,419,000	267,737	-	-	-	-	-	1,189	237,724	222,408	158,642	47,119	(399,345)
CIP8032	Future Metro Transit Police Projects	-	166	-	-	-	166	-	-	-	-	-	-	-
MTPD		13,339,490	1,565,195	-	-	-	4,682	-	1,185,596	237,724	222,408	158,642	47,119	(290,894)
CIP0009	Service Vehicle Acquisition Program	13,680,000	2,602,664	-	-	-	-	-	-	846,316	791,792	564,777	167,748	232,030
CIP0010	Environmental Compliance Program	7,449,879	2,565,257	-	-	-	96,685	-	1,835,667	642,620	601,219	428,844	127,374	(1,167,151)
CIP0033	Revenue Facility Equipment Replacement	-	13,000	-	-	-	-	-	13,000	-	-	-	-	-
CIP0034	Revenue Collection Facility Rehabilitation	1,650,000	1,027,835	-	-	-	-	-	1,048,264	411	384	274	81	(21,580)
CIP0036	Procurement Program Support	12,988,000	3,702,327	-	-	-	3,918,161	-	-	-	-	-	-	(215,834)
CIP0039	System Planning and Development	9,705,000	3,437,597	-	-	-	2,009,831	-	-	-	-	-	-	1,427,766
CIP0099	Joint Development Program Support	2,520,000	4,336	-	-	-	625,014	-	-	-	-	-	-	(620,678)
CIP0101	Internal Compliance Capital Management Support	1,650,000	356,872	-	-	-	235,121	-	-	-	-	-	-	121,751
CIP0131	Capital Program Financing Support	621,000	251,039	-	-	-	-	-	251,039	-	-	-	-	-
CIP0150	Support Facility Fire System Rehabilitation	10,547,000	261,980	-	1,337	-	(15)	-	-	156,977	146,864	104,756	31,114	(179,052)
CIP0170	Facility Roof Rehabilitation and Replacement	4,381,000	3,070,439	1,656,405	-	-	41,389	-	1,648,682	1,317	1,233	879	261	(635,857)
CIP0197	Support Facility Improvements	8,390,000	1,241,854	-	-	-	-	-	-	537,411	502,788	358,634	106,520	(263,499)
CIP0212	Sustainability/Resiliency Program	3,188,000	1,146,664	-	-	-	1,129,147	-	-	-	-	-	-	17,517
CIP0213	Capital Program Development Support	21,600,000	13,387,441	-	-	-	13,116,519	-	2	-	-	-	-	270,920
CIP0231	Good Luck Road Facility	-	(26,907)	-	-	-	-	-	19,089	83,107	77,753	55,460	16,473	(278,789)
CIP0270	Capital Delivery Program Support	28,155,000	15,572,363	-	-	-	16,886,047	-	-	-	-	-	-	(1,313,684)
CIP0273	Support Facility Rehabilitation	4,894,000	2,167,192	-	-	-	17,212	-	2,368,977	2,502	2,341	1,670	496	(232,778)
CIP0277	Supply Chain Modernization	1,150,000	2,250	-	-	-	450	-	-	-	-	-	-	-
CIP0324	Capital Program Financial Support	400,000	13,915	-	-	-	13,915	-	-	-	-	-	-	-
CIP0335	Office Consolidation - District of Columbia	11,835,000	18,504,038	-	-	-	-	-	18,384,621	-	-	-	-	119,417
CIP0336	Facility Energy Management Upgrades	-	54,285	-	-	-	54,285	-	-	-	-	-	-	-
CIP0337	Office Consolidation - Virginia	71,100,000	30,718,523	-	-	-	-	-	39,218,808	-	-	-	-	(8,500,285)
CIP0338	Office Consolidation - Maryland	30,120,000	19,599,706	-	-	-	-	-	34,772,696	-	-	-	-	(15,172,991)
CIP0339	Rail Station Emergency Egress Improvements	500,000	-	-	-	-	-	-	-	-	-	-	-	-
CIP0347	Accounting Capital Program Support	2,340,001	573,213	-	-	-	573,213	-	-	-	-	-	-	-
CIP0371	West Falls Church Development	81,000	-	-	-	-	-	-	-	-	-	-	-	-

TABLE 4: EXPENDITURES BY FUND SOURCE (CONTINUED)

CIP	PROJECT NAME	FY2023 CURRENT BUDGET	FY2023 ACTUALS ¹	FORMULA ²	PRIIA ²	OTHER FEDERAL ²	SYSTEM PERFORMANCE	REIMBURSABLE/ PLANNING/ OTHER	DEBT	DISTRICT OF COLUMBIA DED. FUND.	STATE OF MARYLAND DED. FUND.	COMMONWEALTH OF VIRGINIA - NONRESTRICTED DED. FUND.	COMMONWEALTH OF VIRGINIA - RESTRICTED DED. FUND.	NET ACCRUALS ³
CIP0373	Operations Control Center Improvements and Relocations	30,000,000	34,597,078	-	-	-	-	-	22,148,833	-	-	-	-	12,448,245
CIP0377	OCC Communications Strategy	450,000	-	-	-	-	-	-	-	-	-	-	-	-
CIP0378	Metro Strategic Plan Update	3,500,000	2,506,769	-	-	-	-	-	-	-	-	-	-	-
CRB0005	Planning Support for the District of Columbia	1,091,000	1,394,997	-	-	-	-	1,181,997	-	-	-	-	-	213,000
CRB0009	Planning Support for Maryland Jurisdictions	936,000	951,724	-	-	(2,815)	-	420,930	-	-	-	-	-	530,793
CRB0018	Planning Support for Virginia Jurisdictions	1,082,000	936,106	-	-	-	-	465,942	-	-	-	-	-	470,163
CIP8034	Future Support Equipment Projects	500,000	-	-	-	-	-	-	-	-	-	-	-	-
Support Equipment/Services		286,503,880	160,634,558	1,656,405	1,337	(2,815)	38,736,063	2,068,870	121,690,589	2,270,662	2,124,373	1,515,295	450,068	(12,750,574)
Business and Operations Support Investments		414,400,206	211,035,009	1,656,405	1,337	(2,815)	49,355,981	2,068,870	146,045,311	9,752,609	9,124,290	6,508,268	1,933,065	(18,509,335)
Total Capital Program		2,366,444,089	1,207,762,429	262,527,273	153,980,200	95,783	72,512,950	81,930,794	405,318,271	79,265,454	74,158,716	52,896,702	15,711,212	2,963,962

1. The actuals in this table and Table 2 vary slightly from those presented in pages 4-17 and Table 1 of this report, due to the exclusion of some accruals.
 1. Negative expenditures can be attributed to corrections to payroll or invoice expenses related to prior fiscal years.
 2. Formula, PRIIA, and Other Federal columns include local match contributions.
 3. Accruals are not assigned a fund source in the funds management system.

TABLE 5: RECEIPT AND UTILIZATION OF CONTRIBUTIONS

JURISDICTION	FY2023 BUDGETED ALLOCATION	Q2 CAPITAL CONTRIBUTION BILLED ¹	Q2 CAPITAL CONTRIBUTION PAID ¹	YTD CAPITAL CONTRIBUTION BILLED ¹	YTD CAPITAL CONTRIBUTION PAID ¹	YTD UTILIZATION OF JURISDICTION CAPITAL CONTRIBUTION
District of Columbia	\$102,157,842	\$32,145,080	\$32,145,080	\$51,794,026	\$51,794,026	\$96,706,376
Montgomery County	\$47,902,028	\$11,735,997	\$11,735,997	\$24,286,328	\$24,286,328	\$45,345,824
Prince George's County	\$48,572,081	\$11,900,160	\$11,900,160	\$24,626,045	\$24,626,045	\$45,980,120
Maryland Subtotal	\$96,474,109	\$23,636,157	\$23,636,157	\$48,912,373	\$48,912,373	\$91,325,945
City of Alexandria	\$13,005,424	\$3,186,329	\$3,186,329	\$6,593,750	\$6,593,750	\$12,311,414
Arlington County	\$23,652,841	\$5,794,946	\$5,794,946	\$11,991,991	\$11,991,991	\$22,390,651
City of Fairfax	\$743,237	\$182,093	\$182,093	\$376,821	\$376,821	\$703,576
Fairfax County	\$42,091,821	\$10,312,496	\$10,312,496	\$21,340,553	\$21,340,553	\$39,845,668
City of Falls Church	\$795,954	\$195,009	\$195,009	\$403,549	\$403,549	\$753,479
Loudon County	\$5,800,347	\$1,421,085	\$1,421,085	\$2,940,776	\$2,940,776	\$5,490,822
Virginia Subtotal	\$86,089,624	\$21,091,958	\$21,091,958	\$43,647,440	\$43,647,440	\$81,495,609
Federal Formula Match & System Performance Subtotal	\$284,721,575	\$76,873,195	\$76,873,195	\$144,353,839	\$144,353,839	\$269,527,929
District of Columbia	\$49,500,000	\$12,375,000	\$12,375,000	\$24,750,000	\$24,750,000	\$45,057,591
State of Maryland	\$49,500,000	\$12,375,000	\$12,375,000	\$24,750,000	\$24,750,000	\$45,057,591
Commonwealth of Virginia	\$49,500,000	\$12,375,000	\$12,375,000	\$24,750,000	\$24,750,000	\$45,057,591
State and Local PRIIA Subtotal	\$148,500,000	\$37,125,000	\$37,125,000	\$74,250,000	\$74,250,000	\$135,172,773
District of Columbia	\$1,100,000	\$250,000	\$250,000	\$500,000	\$500,000	\$988,480
Montgomery County	\$493,911	\$113,864	\$113,864	\$235,628	\$235,628	\$449,290
Prince George's County	\$506,089	\$115,456	\$115,456	\$238,924	\$238,924	\$455,576
Maryland Subtotal	\$1,000,000	\$229,320	\$229,320	\$474,552	\$474,552	\$904,867
City of Alexandria	\$151,883	\$40,047	\$40,047	\$82,872	\$82,872	\$90,541
Arlington County	\$274,758	\$72,833	\$72,833	\$150,719	\$150,719	\$164,666
City of Fairfax	\$8,600	\$2,289	\$2,289	\$4,736	\$4,736	\$5,174
Fairfax County	\$489,438	\$129,611	\$129,611	\$268,215	\$268,214	\$293,035
City of Falls Church	\$9,356	\$2,451	\$2,451	\$5,072	\$5,072	\$5,541
Loudon County	\$65,965	\$17,861	\$17,861	\$36,961	\$36,961	\$40,381
Virginia Subtotal	\$1,000,000	\$265,090	\$265,090	\$548,573	\$548,574	\$599,338
Project Planning Subtotal	\$3,100,000	\$744,410	\$744,410	\$1,523,125	\$1,523,126	\$2,492,684

TABLE 5: RECEIPT AND UTILIZATION OF CONTRIBUTIONS (CONTINUED)

JURISDICTION	FY2023 BUDGETED ALLOCATION	Q2 CAPITAL CONTRIBUTION BILLED ¹	Q2 CAPITAL CONTRIBUTION PAID ¹	YTD CAPITAL CONTRIBUTION BILLED ¹	YTD CAPITAL CONTRIBUTION PAID ¹	YTD UTILIZATION OF JURISDICTION CAPITAL CONTRIBUTION
District of Columbia²	\$178,500,000	\$89,250,000	\$89,250,000	\$89,250,000	\$89,250,000	\$168,426,827
State of Maryland	\$167,000,000	\$42,585,000	\$42,585,000	\$85,170,000	\$85,170,000	\$160,727,315
Commonwealth of Virginia - Non-Restricted	\$122,883,455	\$27,589,126	\$27,589,126	\$55,178,253	\$55,178,253	\$104,128,830
Commonwealth of Virginia - Restricted ³	\$31,616,545	\$11,035,874	\$11,035,874	\$22,071,747	\$22,071,747	\$41,652,374
Commonwealth of Virginia Subtotal⁴	\$154,500,000	\$38,625,000	\$38,625,000	\$77,250,000	\$77,250,000	\$145,781,204
Dedicated Funding Subtotal⁵	\$500,000,000	\$170,460,000	\$170,460,000	\$251,670,000	\$251,670,000	\$474,935,346
Silver Line (MWAA)	\$10,000,000	-	-	-	-	-
Potomac Yard (City of Alexandria)	\$32,200,000	-	-	-	-	-
Purple Line (State of Maryland)	\$4,700,000	-	-	-	-	-
Congestion Mitigation and Air Quality (Commonwealth of Virginia)	\$600,000	-	-	-	-	-
Other	-	-	-	-	-	-
Reimbursable and CMAQ Total⁶	\$47,500,000	\$0	\$0	\$0	\$0	\$0
Total Jurisdictional Contributions	\$983,821,575	\$285,202,605	\$285,202,605	\$471,796,964	\$471,796,965	\$882,128,732

1. Excludes Interest credits.

2. The District of Columbia is scheduled to pay Dedicated Funding biannually in the second and fourth quarters.

3. Commonwealth of Virginia - Restricted funding represents amounts remitted from the restricted fund sources.

4. The Commonwealth of Virginia makes dedicated funding payments monthly in arrears.

5. As of 12/31/2022, dedicated funding bank balances were \$398,066.36 for DC, \$126,930.68 for MD, \$13,186.71 for VA Non-Restricted, and \$1,044,245.31 for VA Restricted (see Note 7)

6. These programs are not billed in the quarterly billing process.

7. VA restricted balance which does not match the bank statement. The 12/27/22 payment of for \$1,038,809.19 was credited to the wrong bank account due to a bank error. The funds were not credited to the correct bank account until January.

TABLE 6: CAPITAL BUDGET ADJUSTMENTS

PCR #	ACTION TYPE	DATE	CIP #	CIP NAME	FY2022 ACTION	OUTYEARS (FY2023-2027) ACTION	TOTAL	PRIMARY REASON FOR CHANGE	DESCRIPTION
239	Administrative	Jul-22	CIP0284	Railyard Facility and Site Rehabilitation		(1,000,000)	(1,000,000)	Scope	This administrative action moves scope for the buildout of the 7000-Series Railcar Training Simulators to CIP0256.
239	Reprogramming	Jul-22	CIP0256	7000-Series Railcars	300,000	1,000,000	1,300,000	Scope	Additional scope for the buildout of the 7000-Series Railcar Training Simulators.
257	Reprogramming	Jul-22	CIP0242	Rail System Drainage Rehabilitation Program	4,000,000	(4,000,000)		Schedule	Program schedule adjustment due to the acceleration of work to replace the drainage pump station at Glenmont. This schedule change does not affect the overall program budget.
272	Reprogramming	Jul-22	CIP0374	Solar Site Improvements	350,000		350,000	Cost	Budget increase to support a contract termination payment for the Southern Avenue Garage solar site. The site was deemed unviable after a detailed structural assessment. This action does not affect the potential solar project on the adjacent parking lot.
274	Reprogramming	Jul-22	CIP0305	Rail Passenger Facility State of Good Repair Program	3,000,000	(3,000,000)		Schedule	Program schedule adjustment due to the acceleration of the sewage ejector design work for ten sites. This schedule change does not affect the overall program budget.
275	Reprogramming	Jul-22	CIP0127	Transit Police Support Equipment	3,244,000	(1,500,000)	1,744,000	Scope	Additional scope to support MTPD body cameras and related IT requirements.
276	Reprogramming	Jul-22	CIP0284	Railyard Facility and Site Rehabilitation	600,000		600,000	Scope	Additional scope to support the installation, maintenance and operations of a truck stand and tramping table.
277	Reprogramming	Jul-22	CIP0221	Bus Customer Facility Improvements	558,000		558,000	Scope	Additional scope for system map and signage updates to highlight rail closures, additional schedule changes, and wayfinding materials related to special events.
277	Reprogramming	Jul-22	CRB0020	Silver Line Phase 2 Construction Support	95,000		95,000	Scope	Additional scope for system map and signage updates to highlight rail closures, additional schedule changes, and wayfinding materials related to special events.
280	Reprogramming	Jul-22	CIP0247	Emergency Construction and Emerging Needs Program				Scope	Additional scope for concrete repair at Cinder Bed Bus Garage. The deteriorating concrete is a safety issue and not covered under the broader warranty agreement.
281	Administrative	Jul-22	CIP8014	Future Track and Structures Improvements		(20,000,000)	(20,000,000)	Scope	This administrative action moves scope for the shaft structural state of good repair - group 1 work to CIP0375.
281	Administrative	Jul-22	CIP0375	Shaft Structural State of Good Repair Program	1,470,000	16,765,000	18,235,000	Scope/Schedule	New CIP established to address shaft structural deficiencies, water damage, water and concrete spalling, and grade level access entrance at seven locations on the Red Line. Budget from CIP0247 is used in FY2023 to accelerate the work.
239, 257, 272, 274, 275, 276, 277	Reprogramming	Jul-22	CIP0247	Emergency Construction and Emerging Needs Program	(13,617,000)	11,735,000	(1,882,000)	Cost	CIP budget reprogrammed to advance newly identified needs and transfer budget from identified program cost savings.

TABLE 6: CAPITAL BUDGET ADJUSTMENTS (CONTINUED)

PCR #	ACTION TYPE	DATE	CIP #	CIP NAME	FY2022 ACTION	OUTYEARS (FY2023-2027) ACTION	TOTAL	PRIMARY REASON FOR CHANGE	DESCRIPTION
	Amendment	Aug-22	CIP0376	Bus Garage Replacement - Western	55,000,000		55,000,000	Schedule	Amendment approved by the Board to accelerate the Western Bus Garage Replacement by advancing property acquisition and project development.
278	Reprogramming	Aug-22	CIP8029	D&E Information Technology Improvements		4,508,000	4,508,000	Scope	Additional scope for the Enterprise Integrated Access Management software and support.
284	Administrative	Aug-22	CIP0376	Bus Garage Replacement - Western	1,000,000	18,000,000	19,000,000	Scope	This administrative action moves scope for the Western Bus Garage Replacement from the design and development project to a standalone garage replacement project.
284	Administrative	Aug-22	CIP8026	Future Bus Maintenance Facilities	(1,000,000)	(18,000,000)	(19,000,000)	Scope	This administrative action moves scope for the Western Bus Garage Replacement from the design and development project to a standalone garage replacement project.
289	Reprogramming	Aug-22	CIP0377	Operations Control Center Communications Strategy	5,000,000		5,000,000	Scope	New CIP established to consolidate communication protocols for the Rail Operations Control Center, the Bus Operations Control Center, and the Safety Operations Control Center at the new Mill Road Operations Control Center.
290	Reprogramming	Aug-22	CIP0378	Metro Strategic Plan Update	3,500,000		3,500,000	Scope	New CIP established to update Metro's strategic plan.
291	Reprogramming	Aug-22	CIP0258	Station and Tunnel Fire Alarm Rehabilitation	300,000		300,000	Scope	Additional scope for fire alarm safety features for the Silver Line Phase 2 Extension that were not originally outlined in the MOU with MWAA.
292	Reprogramming	Aug-22	CIP0025	Roadway Equipment and Vehicle Program	(9,000,000)	9,000,000		Schedule	Program schedule adjustment due to procurement delays. This schedule change does not affect the overall program budget.
292	Reprogramming	Aug-22	CIP0275	New Carrollton Garage and Bus Bays	(11,000,000)	11,000,000		Schedule	Project schedule adjustment due to design specification delays. This schedule change does not affect the overall program budget.
285	Reprogramming	Aug-22	CIP0284	Railyard Facility and Site Rehabilitation	2,411,000	(1,211,000)	1,200,000	Schedule/Cost	Project schedule adjustment to accelerate cable trough relocation and rehabilitation at West Falls Church. In addition, the budget is increased to reflect refined cost estimates.
288	Reprogramming	Aug-22	CIP0253	Traction Power State of Good Repair	450,000		450,000	Schedule/Scope	Scope for the acquisition of dissolved gas analyzer connectivity equipment for electrical transformers has been moved from design and evaluation to a standalone project, and the schedule has been accelerated.
288	Reprogramming	Aug-22	CIP8007	D&E Electrical Improvements		(450,000)	(450,000)	Schedule/Scope	Scope for the acquisition of dissolved gas analyzer connectivity equipment for electrical transformers has been moved from design and evaluation to a standalone project, and the schedule has been accelerated.

TABLE 6: CAPITAL BUDGET ADJUSTMENTS (CONTINUED)

PCR #	ACTION TYPE	DATE	CIP #	CIP NAME	FY2022 ACTION	OUTYEARS (FY2023-2027) ACTION	TOTAL	PRIMARY REASON FOR CHANGE	DESCRIPTION
293, 296	Reprogramming	Aug-22	CIP8011	D&E Fixed Rail Improvements	1,056,000	(500,000)	556,000	Schedule/Cost	Project schedule adjustment to accelerate the pilot installation, testing, and inspection of composite rail ties between King Street and Braddock Road, as well as design and testing work for crossovers wearing prematurely. In addition, the budget is increased to reflect refined cost estimates.
294	Reprogramming	Aug-22	CIP0272	Digital Display and Wayfinding Improvements	500,000		500,000	Scope	Additional scope for a pilot aimed at improving wayfinding for Metrorail customers traveling to Washington Dulles International Airport Station.
297	Reprogramming	Aug-22	CIP0221	Bus Customer Facility Improvements				Scope	Additional scope for the procurement and installation of approximately 75 temporary bus shelter structures where existing shelters present a safety risk. There is sufficient budget in this CIP to advance this work.
300	Reprogramming	Aug-22	CIP0284	Railyard Facility and Site Rehabilitation	500,000		500,000	Scope	Additional scope for the reconfiguration of Brentwood Yard to store and service an Automatic Track Inspection Vehicle, as well as workstation reconfiguration at the service and inspection shop.
278, 289, 290, 291, 292, 285, 288, 293, 294, 296, 300	Reprogramming	Aug-22	CIP0247	Emergency Construction and Emerging Needs Program	6,283,000	(22,347,000)	16,064,000	Cost	CIP budget reprogrammed to advance newly identified needs and transfer budget from identified program cost savings.
309	Reprogramming	Sep-22	CIP0310	Station Platform Rehabilitation - Phase 4	(10,000,000)	(15,000,000)	(25,000,000)	Cost	Reduces total project estimate for this project and moves available budget to emerging needs program.
301	Reprogramming	Sep-22	CIP0197	Support Facility Improvements	1,000,000	15,866,000	16,866,000	Cost	Budget reprogrammed from Good Luck Road Facility to Support Facility Improvements for mechanical upgrades at four facilities.
301	Reprogramming	Sep-22	CIP0231	Good Luck Road Facility	(2,165,000)	(10,306,000)	(12,471,000)	Cost	Budget reprogrammed from Good Luck Road Facility to Support Facility Improvements for mechanical upgrades at four facilities.
306	Reprogramming	Sep-22	CIP0255	Fare Collection Modernization				Scope	Additional scope to test and evaluate fare gate barrier designs and alternatives to address vulnerabilities to fare evasion. There is sufficient budget in this CIP to advance this work.
304	Reprogramming	Sep-22	CIP0374	Solar Site Lease	3,145,000		3,145,000	Scope	Additional scope for lighting and CCTV work at the four solar site lease locations.
312	Reprogramming	Sep-22	CIP0276	Art in Transit and Station Commercialization Program	797,000		1,036,000	Cost	Schedule change moving budget forward from FY24-28. This action does not alter overall program budget.
305	Reprogramming	Sep-22	CIP0272	Digital Display and Wayfinding Improvements	150,000		150,000	Scope	Additional scope to initiate new project for a customer information display at Metro Center and Columbia Heights stations.
308	Reprogramming	Sep-22	CIP0247	Emergency Construction and Emerging Needs Program				Scope	Additional scope to mitigate water intrusion and resulting damage at the Shady Grove Station. This action does not change the overall program budget.

TABLE 6: CAPITAL BUDGET ADJUSTMENTS (CONTINUED)

PCR #	ACTION TYPE	DATE	CIP #	CIP NAME	FY2022 ACTION	OUTYEARS (FY2023-2027) ACTION	TOTAL	PRIMARY REASON FOR CHANGE	DESCRIPTION
301, 304, 305, 309, 312	Reprogramming	Sep-22	CIP0247	Emergency Construction and Emerging Needs Program	7,870,000	10,440,000	18,310,000	Cost	Budget reprogrammed to advance newly identified needs and transfer budget from identified program cost savings.
Total	Total				-	-	-		

Action Type Definitions

Amendments: actions approved by the Board of Directors modifying the CIP.
 Administrative: actions taken for internal tracking or management purposes.
 Reprogramming: a change to the scope, schedule, or six-year total cost of the project.

TABLE 7: CAPITAL PROCUREMENT ACTIONS

DATE	CIP	CONTRACT NUMBER	DESCRIPTION	VENDOR	ACTION TYPE	AMOUNT
09/01/22	N/A	CIT01211037-TH	Oracle/Peoplesoft eperformance License support 2nd option year	MVS, Inc	Option	\$ 48,600
09/07/22	CIP0170	19021	Miscellaneous Roof Replacement at Eleven (11) Metro Buildings-Phase VI [6]	DJB Contracting	Task Order	\$ 777,688
09/28/22	N/A	CIT01222273	FY23 Consulting Hours for Web Applications	EastBanc Technologies, LLC	Modification	\$ 684,840
09/30/22	CIP0315	FQ19144N	Northern Bus Garage Rebuild - Phase 2 FFP (M#13)	Clark Construction Group	Modification	\$ 397,046,425
10/01/22	CSAFE23005	CQ19120R	Option Year 3 - Industrial Hygiene Lab Services	Safeware Inc.	Modification	\$ 15,500
10/01/22	CIP0136_01	FQ15000	700 MHz Radio	Motorola Solutions	Modification	\$ 467,427
10/01/22	CIP0252_03	FQ16148	Electrician Labor Services	C3M Power Systems LLC	Modification	\$ 79,519
10/03/22	CIP0063	FCMNT222238	7K Electrical/Tamped Brushes	Schunk Carbon Technology	Request for Proposal	\$ 235,215
10/03/22	CIP0348	FIRG211113	Grosvenor Grade Crossing Work Delay (PICO 2994)	WM Schlosser Co	Modification	\$ 2,888
10/03/22	CIP0348	FIRG211113	Rockville Station Temporary Bus Loop Improvements (PICO 972)	WM Schlosser Co	Modification	\$ 322,831
10/03/22	N/A	CQ19183	CommonSpot Licensing	PaperThin	Option	\$ 11,279
10/05/22	N/A	CACCT222043	Bad Debt Collection	General Revenue Corporation	Request for Proposal	\$ 470,107
10/05/22	CIP0076	FQ19061	Red/Green/Orange Lines Traction Power System	C3M Power Systems LLC	Modification	\$ 175,000
10/05/22	N/A	CQ19236	Regional Software Service Contract	Cubic	Option	\$ 1,597,826
10/05/22	N/A	CQ18095	Promotional Advertising Services	White 64	Option	\$ 8,000,000
10/05/22	N/A	CQ18034	Cummins Inventory Parts	Cummins	Option	\$ 402,300
10/06/22	CIP0252	FQ17044-19-005	AC Switchgear Room Rehabilitation (K05 K08) (PICO 1619)	Aldridge Electric	Modification	\$ 27,365
10/06/22	N/A	CQ18192	Trapeze Software Services and Maintenance	Trapeze	Option	\$ 2,730,532
10/06/22	N/A	CHRTA211131-KA	Chief Diversity Equity & Inclusion Officer - Executive Search	Krauthamer & Associates Inc.	Task Order	\$ 80,045
10/07/22	N/A	CHRTA211131-KA	VP and Chief Mechanical Officer - Executive Search	Krauthamer & Associates Inc.	Task Order	\$ 69,650
10/11/22	CRB0005	FQ15190D-21-PLAN-04	Master Contract #FQ15190D A/E General Planning Services MATOC-IDIQ Task: Cleveland Park D&E Feasibility Assessment MOD #1 - Extending Period of Performance/No Cost	WSP USA, Inc.	Modification	\$ -
10/12/22	CRB0018	FQ15190D-21-PLAN-06	Master Contract #FQ15190D A/E General Planning Services MATOC-IDIQ Task: Pentagon D&E Feasibility Assessment MOD #1 - Extending Period of Performance/No Cost	WSP USA, Inc.	Modification	\$ -
10/12/22	CIP0253	FQ19061	Red/Green/Orange Lines Traction Power System	C3M Power Systems LLC	Modification	\$ 245,000
10/12/22	CIP0311	FQ19144B	Bladensburg Bus Garage Rebuild - PCO 013- Continuous Recess Lifts	Hensel Phelps Construction	Modification	\$ 645,488
10/12/22	N/A	C20013B	To Replace Car Hoist CH340 (20 South) Main Hoist Motor Coupling	Whiting Services	Task Order	\$ 11,722
10/13/22	CIP0348	FIRG211113	Grosvenor Drainage Modifications (PICO 3397)	WM Schlosser Co	Modification	\$ 69,216
10/13/22	N/A	CIT01211124-AIM	Option Year One Execution-AIM Maintenance Contract	Wabtec Transportation Systems, LLC	Option	\$ 2,959,074
10/14/22	CIP0152_04	FQ19151R-A	Rehabilitation of Parking Garages Category A - 3 Parking Garages Addison Road, Huntington (East/Lower), & Wheaton #3] Installation of Ductbanks-Wheaton Station Bus Loop [MOD	Atlantic Refinishing & Restoration, Inc.	Modification	\$ 87,500
10/14/22	CIP0252	FQ17044-20-009	FQ17044-20-009 Mod 9 Pt. I	eVigilant Security	Modification	\$ -
10/14/22	N/A	CQ19005C	BUS Engine Parts	Johnson & Towers Baltimore Inc	Modification	\$ 57,728
10/15/22	N/A	CQ19013A	Wheel Bus Components	Vehicle Maintenance Program Inc	Modification	\$ 271,391
10/15/22	N/A	CQ19013B	Wheel Bus Components	The Aftermarket Parts Company LLC	Modification	\$ 1,000,000
10/15/22	N/A	CQ19013C	Wheel Bus Components	Neoport Transit LLC	Modification	\$ 1,241,994
10/16/22	N/A	CQ19163	Energy Management Software Support and Services	(EnergyCap, Inc.) Happy Valley Intermediate Holdco, Inc.	Option	\$ 175,977
10/17/22	CIP0255_14	FCPPM200214-W01	Busfare Box	Cubic	Modification	\$ 21,555,184
10/18/22	CIP0349	C20088	TASK 9: Yellow Line Bridge-Tunnel Shuttles	Yankee Lines Transit Services	Task Order	\$ 7,906,335

TABLE 7: CAPITAL PROCUREMENT ACTIONS (CONTINUED)

DATE	CIP	CONTRACT NUMBER	DESCRIPTION	VENDOR	ACTION TYPE	AMOUNT
10/19/22	CIP0348	FIRG211113	Eisenhower (J Line) Anchorage Repair Credit (PICO 3344)	WM Schlosser Co	Modification	\$ (1,900)
10/19/22	CIP0252	FQ19152	Modify Contract to procure 20 each 62.5kVA units	Benning Power Electronics	Modification	\$ 2,347,200
10/19/22	CIP0270_06/ Operating	C20147	Option base year 3 - Safety Consultant Services	K&J Consulting Services Inc	Option	\$ 3,969,080
10/19/22	CIP0024_25	F200000123	Right of Way Cleaning General	OTAS Inc.	Option	\$ 761,891
10/20/22	CIP0076	FQ19061	Red/Green/Orange Lines Traction Power System	C3M Power Systems LLC	Modification	\$ 15,000
10/22/22	COIG123001	COIG1211079	Option Year 2 - OIG Support - SME Consultant Support Services	Paladin Partners LLC	Modification	\$ 196,747
10/24/22	N/A	F20101	8K Program Management	SFA	Task Order	\$ 2,344,711
10/25/22	CIP0076	FQ19061	Red/Green/Orange Lines Traction Power System	C3M Power Systems LLC	Modification	\$ 110,000
10/25/22	CIP0076	FQ19061	Red/Green/Orange Lines Traction Power System	C3M Power Systems LLC	Modification	\$ 159,000
10/25/22	N/A	000000160	Two additional gases and three stations were added to AirGas Contract	AirGas USA LLC	Modification	\$ 972
10/26/22	N/A	COHAW211144	Hearing Conservation Support (HCS)	Examentics, Inc.	Modification	\$ 227,611
10/26/22	N/A	CIBOP211233-22-T00004	ITIL	Deloitte Consulting, LLP	Modification	\$ 485,711
10/26/22	N/A	C20199-A	7K sets refurbishment	First State	Modification	\$ 451,308
10/26/22	N/A	CQ19088A	BMNT Air Systems	Vehicle Maintenance Program	Option	\$ 192,681
10/26/22	N/A	CQ19033C	Farebox Parts	Gillig	Option	\$ 50,000
10/26/22	N/A	CQ19008A	BMNT Air Systems	Vehicle Maintenance Program	Option	\$ 20,029
10/27/22	N/A	P.O. 0000172835	Ratification - Post Delivery Inspection	Johnson Truck Center	Modification	\$ 1,980
10/28/22	N/A	CQ19005F	BUS Engine Parts	Vehicle Maintenance Program Inc.	Modification	\$ 23,889
10/29/22	N/A	CQ19033B	Farebox Parts	MMR Fare Solutions	Option	\$ 217,866
10/31/22	N/A	CHRTA222010	Background Checks	Sterling Infosystems, Inc.	Modification	\$ 175,000
10/31/22	N/A	CBMNT222164	Ultra-Low Sulfur Diesel Fuel	Mansfield Oil Company	Modification	\$ 10,500,000
10/31/22	N/A	CQ15044	Customer Information System Modification	Cambridge Analytics	Modification	\$ 171,000
10/31/22	N/A	C20014A	Security Support Center Renewal	Iron Bow Technologies, LLC	Option	\$ 287,165
11/01/22	N/A	CDCI122035	One Identity Software Licenses	Software Information Resources	Invitation to Bid	\$ 283,639
11/01/22	CIP0072	*FBPLN222297-SV	Accessible Transportation Service	Benons LLC/Falcon Transport	Invitation to Bid	\$ 100,000
11/01/22	N/A	*CBMNT-222345-SV	Bus Mechanic Toolbox Kits	Badger Mill Supply Corp	Invitation to Bid	\$ 242,500
11/01/22	CIP0348	FIRPG211113-MOD14	Aerial Structure Package A - MOD 014	W.M. Schlosser	Modification	\$ 257,835
11/02/22	CRB0009	FQ15190C-21-PLAN-02	Master Contract #FQ15190C Planning Services MATOC-IDIQ Task: Staff Augmentation BETHESDA D&E Feasibility Assessment MOD #1 - Extending Period of Performance / No cost	A/E General Parsons Transportation Group, Inc.	Modification	\$ -
11/02/22	CIP0332	FQ18050-E	Cable Supply - IDIQ Category (E) Fiber Optic Cable Cable Overages - Order #09	Anixter Wire & Cable	Modification	\$ 867
11/02/22	CIP0152_06	20-FQ19172-ENGA-001 CO #21 (WO#11)	Shady Grove Parking Garage	Gannett Fleming	Modification	\$ 240,609
11/02/22	CIP0185	20-FQ19172-ENGA-001 CO #22 (WO#15)	Ballston Metro Station Escalator Controller Cabinet Enclosure Design	Gannett Fleming	Modification	\$ 59,902
11/02/22	CIP0255_08	FQ16036-21-005 PICO 2424	Locking of Swing Gates Phase 5	Signature Renovations	Modification	\$ 982,000
11/02/22	N/A	CQ19197	Automatic Wayside Inspection System Consulting Engineer	STV	Task Order	\$ 491,953
11/04/22	CIP0255_08	FQ18152	Metro FareGate	Traffic	Modification	\$ 5,218,134
11/04/22	N/A	CQ19262	Fuel Provisioning Services for MetroAcces Vehicles	Quarles Petroleum	Modification	\$ 1,350,000

TABLE 7: CAPITAL PROCUREMENT ACTIONS (CONTINUED)

DATE	CIP	CONTRACT NUMBER	DESCRIPTION	VENDOR	ACTION TYPE	AMOUNT
11/04/22	CRB0013	CCSCM211074	MOD 1 Task Order 21 Major Blue and Yellow Line Major Construction Customer Service of Contract CCSCM211074 On-Call Outreach & Event Team Support	Sharp & Co. Inc.	Task Order	\$ 578,458
11/07/22	N/A	CPLNT211123 CQ	Solid Waste and Recyclable Services	Jerome L. Taylor Trucking	Modification	\$ -
11/07/22	CRISK23001	CQ18106	Option 3 with additional services	Origami Risk LLC	Option	\$ 759,994
11/08/22	N/A	*CBMNT222331-SV	Diesel Particulate Filter Cleaning Services	DPF Services LLC	Invitation to Bid	\$ 200,000
11/08/22	N/A	CBMNT233067	Pest Control Services	N&N Consulting and Pest Control	Invitation to Bid	\$ 345,708
11/08/22	CIP0005	FBMNT233076	Overhaul Rebuild Kits & Reconditioned Engines for Bus Midlife Overhaul Program	Cummins Inc	Request for Proposal	\$ 1,418,068
11/08/22	N/A	CBMNT2000220-ACM-1	Fire Suppression Maintenance Services	Fireline Corporation	Option	\$ 1,423,597
11/08/22	CIP0024_25	C20088A	Bus Bridge Service	TMS	Task Order	\$ 1,015,420
11/09/22	CIP0136	FQ15000	700 MHz Radio System	Motorola Solutions	Modification	\$ 103,185
11/09/22	CIP0348	FIRPG211113	April 25 Safety Standdown and Stop Work Directive	WM Schlosser Co.	Modification	\$ 17,680
11/10/22	N/A	CIT01233126	MetroAccess IT Support Service	Palo Consulting Group, LLC	Request for Proposal	\$ 99,341
11/10/22	N/A	CHRTM222054	NEO Catering-Option 1	Dutch Mill Catering	Option	\$ 77,616
11/10/22	N/A	CCSCM211074	MOD Task Order 17 Silver Line Opening Day Extension Customer Service of Contract CCSCM211074 On-Call Outreach & Event Team Support	Sharp & Co. Inc.	Task Order	\$ 123,843
11/12/22	N/A	CQ19018C	Bus Exhaust System	Aftermarket Parts	Option	\$ 526,032
11/12/22	N/A	CQ19008B	BMNT Air Systems	Aftermarket Parts	Option	\$ 867,618
11/14/22	CIP0197_02, CIP0255_08, CIP0170, CIP0247, CIP0270_02, CIP0273_03	20-FQ18033-ATOC-0001 CO #02	Staff Augmentation and OCMC Support Services for MATOC Program	Gannett Fleming	Modification	\$ 1,009,250
11/14/22	CIP0337	19-FQ18033-LAND-0001 CO #06	Management of Office Consolidation	Jacobs	Modification	\$ 533,797
11/14/22	CIP0377	FQ19172-CSCM-001 CN #01 (LNTP)	Passenger Information Guidelines	Jacobs	Modification	\$ 300,000
11/14/22	N/A	CCSCM211074	Task 25 Silver Line Extension VIP Opening Day Support for CCSCM211074 On-Call Outreach & Event Team Support	Sharp & Co. Inc.	Task Order	\$ 12,345
11/15/22	N/A	CPLNT211107-CQ	IDIQ Backflow Prevention Inspection, Testing & Repairs	Magnolia	Modification	\$ -
11/15/22	N/A	CQ15092A	Requesting a 6-month extension from January 1, 2023, through June 30, 2023	MB Staffing Inc.	Modification	\$ 84,000
11/15/22	N/A	CQ19236	Regional Software Maintenance Services	Cubic	Modification	\$ 495,000
11/15/22	CIP0252_03	FQ18099	Supervisory Control & Data Acquisition (SCADA) #6 - PLC/HMI Controller Cabinets, Software & Spare Parts	MOD M.C. Dean, Inc.	Modification	\$ 1,158,898

TABLE 7: CAPITAL PROCUREMENT ACTIONS (CONTINUED)

DATE	CIP	CONTRACT NUMBER	DESCRIPTION	VENDOR	ACTION TYPE	AMOUNT
11/15/22	CRB0013; CIP0270_01; CIP0197_02; CIP0151_03; CIP0221_05; CIP0283; CIP0341; CIP0356; CIP0370; CIP0375_01; CIP0270; CIP0225; CIP0349; CIP0373; CIP0270_03; CIP0257; CIP0252_04; CIP0010_07; CIP0152_06	FQ18033-HNTB-MCAP-0006	A/E Consultant Services for Contract Package Preparation, Project Development, and Procurement Support	HNTB	Modification	\$ 2,954,643
11/15/22	CIP0039	CPLAN211091	Tableau Core-Licensing	MVS, Inc.	Option	\$ 322,174
11/15/22	N/A	C20034	Train wash chemical	National Car Wash Solutions Inc.	Option	\$ -
11/15/22	CIP0036	FQ18033	Procurement Support Services	HNTB	Task Order	\$ 250,000
11/16/22	N/A	CACCT222224	AP Invoice Automation Services	Genesis Consulting Partners	Request for Proposal	\$ 802,500
11/16/22	CPLAN23008	C20102K	Service Improvement Plan Scope Modification	Vanasse Hangen Brustlin, Inc.	Modification	\$ 35,674
11/16/22	CIP0253	21-FQ19172-POWR-003 CO #04	Assessment and Remediation of Collapse or Displaced Power Cable Duct Banks	MM-WSP	Modification	\$ 57,338
11/16/22	CRB0005	FQ15190B	Master Contract #FQ15190C Planning Services MATOC-IDIQ Task: Staff Augmentation FARRAGUT WEST D&E Feasibility Concept Refinement	A/E General HNTB Corporation	Task Order	\$ 223,814
11/17/22	N/A	CHRTM233154	Software	ClearCompany	Request for Proposal	\$ 70,000
11/17/22	CIP0221	19-FQ18033-CPPM-0008 CO #07	Bus Shelter Initiative	DH/RKK	Modification	\$ 282,406
11/17/22	CIP0252	FQ17044-20-009 PICO 2757	Transformer Modification at D10	eVigilant	Modification	\$ 18,000
11/17/22	N/A	CHR0121127	Development Competency Framework	Guidehouse, Inc.	Task Order	\$ 1,339,927
11/17/22	CIP0355	22-FQ19172	Electric Bus Fire Hazard Analysis	AECOM	Task Order	\$ 191,739
11/19/22	CIP132	FQ19258	Escalator Modular Rack & Axle Assembly	ECS Corporation	Modification	-
11/21/22	N/A	CCPPM233095	LED Lamps & Ballasts 2022-2025	C N Robinson Lighting Supply	Invitation to Bid	\$ 500,000
11/21/22	CIP0024_25	FTRST211040	Mod 004 is two-fold: Modify Contract to provide Shipment #6 for the Contract and see under Options: to Exercise Option Year 1	Stella Jones Corp	Modification	\$ 24,765
11/21/22	N/A	C20047	Google Maps API Option Year 2	Intergraph Corporation	Option	\$ 275,000

TABLE 7: CAPITAL PROCUREMENT ACTIONS (CONTINUED)

DATE	CIP	CONTRACT NUMBER	DESCRIPTION	VENDOR	ACTION TYPE	AMOUNT
11/21/22	CIP0024_25	FTRST211040	Wood Crossties - Exercise Option Yr 1	Stella Jones Inc	Option	\$ 24,765
11/22/22	CIP0213	FQ15190D-19-PLAN-010	Master Contract #FQ15190D A/E General Planning Services MATOC-IDIQ Task: Staff Augmentation Services for Business Case Development MOD #1 - Extending Period of Performance	WSP USA, Inc.	Modification	\$ 3,549,982
11/22/22	CIP0348	FIRPG211113-MOD16	Aerial Structure Package A - MOD 016	W.M. Schlosser	Modification	\$ 4,313,226
11/22/22	N/A	CACCT222047-W05	Accounting Staff Augmentation	IBS Management Consultancy	Task Order	\$ 3,457,095
11/22/22	N/A	CACCT222047-W05	Accounting Staff Augmentation	KPMG LLP	Task Order	\$ 2,337,920
11/22/22	N/A	CACCT222047-W05	Accounting Staff Augmentation	Susan Fitzgerald & Associates, Inc.	Task Order	\$ 247,520
11/23/22	N/A	CIT01211124-AIM	Novation Request for Contract #CIT01211124-AIM	Wabtec Transportation Systems, LLC	Modification	\$ -
11/23/22	N/A	CPLNT211123 CQ	Solid Waste and Recyclable Services	Jerome L. Taylor Trucking	Modification	\$ 35,000
11/25/22	CIP0015	*FACCS222296-SV	Production Line Inspection	Jeezny Sourcing LLC	Invitation to Bid	\$ 50,000
11/25/22	CIP0332	FQ18050-E	Cable Supply - IDIQ Category (E) Fiber Optic Cable Cable Overages - Order #10	Anixter Wire & Cable	Modification	\$ 1,138
11/27/22	N/A	C20073B	Transmissions and Axle Repair Service	Great Lakes Power	Modification	\$ 111,075
11/28/22	CIP0005	*FBMNT222333-BTK	Repair & Testing Hybrid Stator Housing Assemblies	RAM Industrial Services, LLC	Invitation to Bid	\$ 201,000
11/28/22	N/A	CCMNT233048	2K,4K and 6K Railcars Seats Refurbishment	First State Manufacturing	Request for Proposal	\$ 1,548,823
11/28/22	CIP0005	FBMNT211101	Vehicle Engineer Consultant	STV Incorporated	Task Order	\$ 667,834
11/28/22	CIP0005	FBMNT211101	Vehicle Engineer Consultant	STV Incorporated	Task Order	\$ 829,454
11/29/22	N/A	CSAFE222064	VSRP Development: Paper-based safety culture survey	MITRE Corporation	Modification	\$ 23,665
11/29/22	CRB0013	19-FQ18033-MCAP-0005 CO #01	Risk and Contingency Management Plan	AECOM	Modification	\$ 178,843
11/29/22	N/A	FQ18001	Draft TIV DVD (Bus Manuals in PDF on DVD) for Option Year 4 Buses	New Fly of America, Inc.	Modification	\$ 288
11/29/22	N/A	CRAIL211020	Rigging Services	A&A Transfer	Option	\$ -
11/30/22	CIP0152_04	FQ19151R-A	Rehabilitation of Parking Garages Category A - 3 Parking Garages Addison Road, Huntington (East/Lower), & Wheaton #2] Installation of Supervisor Kiosk -Wheaton Station Bus Loop	Atlantic Refinishing & Restoration, Inc.	Modification	\$ 154,000
11/30/22	CIP0152_04	FQ19151R-A	Rehabilitation of Parking Garages Category A - 3 Parking Garages Addison Road, Huntington (East/Lower), & Wheaton #4] SHA Permit for Temporary bus Shelters (Wheaton Station Bus Loop)	Atlantic Refinishing & Restoration, Inc.	Modification	\$ 32,000
11/30/22	N/A	CQ19019F	BMNT Brake System Parts	Vehicle Maintenance Program	Option	\$ 477,821
11/30/22	N/A	C20013A	Repair of LH and RH Jack Screw Assemblies on Truck Hoist #304	Sissco	Task Order	\$ 87,650
12/01/22	CIP0341	FQ16036-22-004	FDC Water Service Replacement Additional Pipe Replacement	FH Paschen, SN Nielsen & Associate, LLC	Modification	\$ 318,000
12/02/22	N/A	CMTPD233135	MTPD Axon Taser 7	Axon Enterprise, Inc.	Request for Proposal	\$ 1,786,125
12/02/22	N/A	173924	Purchase of two (2) fan blade assemblies for Fire Life Safety Asset Tunnel Ventilation Fans at Eastern Market Station.	Power & Industrial Air Systems Inc	N/A	\$ 25,854
12/02/22	CIP0255_17	FQ18056	Automatic Fare Collection Equipment for the Dulles Corridor Metrorail Phase 2 (DCMP2) Stations	Cubic Transportation Systems, Inc.	Option	\$ 1,848,311
12/02/22	N/A	CQ19037A	Lighting inventory Parts	Aftermarket Parts	Option	\$ 86,944

TABLE 7: CAPITAL PROCUREMENT ACTIONS (CONTINUED)

DATE	CIP	CONTRACT NUMBER	DESCRIPTION	VENDOR	ACTION TYPE	AMOUNT
12/02/22	N/A	CQ19037C	Lighting inventory Parts	Neopart Transit	Option	\$ 102,863
12/02/22	N/A	CQ19037E	Lighting inventory Parts	Vehicle Maintenance Program	Option	\$ 28,265
12/02/22	N/A	CQ19037B	Lighting inventory Parts	MIT Distribution	Option	\$ 16,344
12/02/22	N/A	CQ19037D	Lighting inventory Parts	Aftermarket Parts	Option	\$ 736,349
12/05/22	N/A	17COUN060	WMATA sought the services of outside counsel Complex Appellate Litigation Group (formerly California Appellate Law Group) to assist in the defense of WMATA against several lawsuits regarding First Amendment Litigation, currently pending in the United States District Court for the District of Columbia. This is a request for additional funding for this ongoing matter.	Complex Appellate Litigation Group LLP	Modification	\$ 25,000
12/05/22	CIP0311	FQ19144B	Bladensburg Bus Garage Rebuild - PCO-017 Differing Site Conditions for Soil at Bladensburg Bus Garage LNTF for PCO-017	Hensel Phelps Construction	Modification	\$ 1,400,000
12/05/22	CIP0253	FRBIR222275	Electrician Labor Services and Scaffolding Services	C3M Power Systems, LLC	Modification	\$ -
12/05/22	CIP0252	FQ17044-19-005	AC Switchgear Room Rehabilitation (K05 K08)	Aldridge Electric, Inc.	Modification	\$ 163,700
12/05/22	N/A	CCSCM200225E	Customer Research Phone Surveys - Exercise Option Year 2	Widener Burrows & Associates	Option	\$ 50,000
12/05/22	N/A	CQ19031C	Bus Suspension and Steering Parts	Gillig	Option	\$ 51,699
12/05/22	N/A	CQ19020A	Body Parts - Glass	Aftermarket Parts	Option	\$ 2,573,725
12/05/22	N/A	CQ19020B	Body Parts - Glass	Translite Enterprise	Option	\$ 91,116
12/05/22	N/A	CQ19019A	Brake System Parts	CRW Parts	Option	\$ 190,861
12/05/22	N/A	CQ19019D	Brake System Parts	Aftermarket Parts	Option	\$ 142,307
12/06/22	N/A	17COUN017_BK	WMATA sought the services of outside counsel Bonner Kiernan to assist in the defense of WMATA against a lawsuit captioned Deakin, et al. v. WMATA, currently pending in the United States District Court for the District of Columbia. This is a request for additional funding for this ongoing matter.	Kiernan Trebach LLP	Modification	\$ 200,000
12/06/22	N/A	CQ16019	Exercise Option Year 5 Willis Towers Watson Brokerage Services	Willis Towers Watson Northeast Inc	Option	\$ 450,000
12/06/22	N/A	000000161	Transit App Customer Base Surveys - Option Year Two	Quebec Inc. dba Transit	Option	\$ 88,000
12/06/22	N/A	CPLNT222136-1	COVID-19 Remediation	Motir Inc	Option	\$ -
12/06/22	N/A	CPLNT222136-2	COVID-19 Remediation	CD&S	Option	\$ -
12/06/22	N/A	CPLNT222136-3	COVID-19 Remediation	AtmosSolutions	Option	\$ -
12/06/22	N/A	CPLNT222136-4	COVID-19 Remediation	ACV	Option	\$ -
12/06/22	N/A	CPLNT222136-5	COVID-19 Remediation	Hands On	Option	\$ -
12/06/22	N/A	CPLNT222136-6	COVID-19 Remediation	San Dow	Option	\$ -
12/06/22	N/A	CPLNT222136-7	COVID-19 Remediation	Progress Environment	Option	\$ -
12/06/22	N/A	CPLNT222136-8	COVID-19 Remediation	Bellz Bellz	Option	\$ -
12/07/22	N/A	CENGA233083	Industry Standards Service Subscription	IHS Global, Inc.	Request for Proposal	\$ 145,872
12/09/22	CIP0152_07	20-FQ19172-ENGA-001 CO #23 (WO #09)	Rehabilitation of 4 Metro surface parking lots	Gannett Fleming	Modification	\$ 531,346
12/09/22	N/A	CQ19245	Customer Satisfaction Measurement - Option Year 1	Widener Burrows & Associates	Option	\$ 245,000
12/12/22	N/A	17COUN024_HL	The Office of General Counsel sought the services of outside counsel to assist in WMATA's efforts to consolidate various administrative offices in Maryland, DC, and Virginia. This is a request for additional funding.	Hogan Lovells US LLP	Modification	\$ 194,000
12/12/22	CIP0252	FQ17044-19-008	AC Switchgear Room Rehabilitation at Gallery Place (F01)	Singleton Electric Company, Inc.	Modification	\$ 65,000
12/12/22	N/A	CQ19283	On Call PARCs	Whitaker Parking Systems Inc	Option	\$ 219,279
12/13/22	N/A	FQ18033-STIN-0009 CO #07	Enhancing ROCC Support for Track Access	WSP	Modification	\$ 532,122

TABLE 7: CAPITAL PROCUREMENT ACTIONS (CONTINUED)

DATE	CIP	CONTRACT NUMBER	DESCRIPTION	VENDOR	ACTION TYPE	AMOUNT
12/13/22	N/A	CQ19031F	Bus Suspension and Steering Parts	Transteck Inc	Option	\$ 50,058
12/13/22	N/A	CQ19031E	Bus Suspension and Steering Parts	Neopart Transit	Option	\$ 338,042
12/13/22	N/A	CQ19031A	Bus Suspension and Steering Parts	Aftermarket Parts	Option	\$ 1,937,157
12/13/22	CIP0170	FQ19021	Replace two (2) Roofs at New Carrollton Yard D91 Plant Maintenance Building and D99 S&I Shop Building "E"	Patuxent Roofing	Task Order	\$ 2,642,257
12/14/22	N/A	CQ17013E	Financial Management and Audit Readiness Support Services	IBS Management & Consultancy Service, LLC	Modification	\$ 1,293,006
12/14/22	N/A	CPRMT211023-COA	Office Supplies & Miscellaneous Products	Staples Business Advantage	Modification	\$ -
12/14/22	CIP0024_25	C20113	Bus Support Services Contract	TMS	Modification	\$ 327,771
12/15/22	CIP0063	FCMNT222203-RLJ-	7K SMP Gearbox Overhaul Kits	Voith US Inc.	Invitation to Bid	\$ 27,293,065
12/15/22	N/A	17COUN024_HL	WMATA sought the services of outside counsel Hogan Lovells to assist in drafting a Joint Development Agreement and sale forms for property owned by WMATA but being purchased by an adjacent property owner. This is a request for additional funding for this ongoing matter.	Hogan Lovells US LLP	Modification	\$ 30,000
12/15/22	N/A	17COUN024_BD	The Office of General Counsel requires the assistance of outside counsel to assist with developing and implementing a strategy for minimizing WMATA's risk of non-compliance with the new DC Water/Blue Plains 0.19 mg/L molybdenum local limit, which are incorporated into the WSSC Discharge Authorization Permits (DAP) for the Shady Grove and Greenbelt Rail Yards.	Beveridge & Diamond PC	Modification	\$ 26,250
12/15/22	CIP0348	FQ18033-ENGA-0017 CO #06 (WO #11)	On-Call Construction Phase Services and Bid Support	Parsons	Modification	\$ 290,949
12/15/22	CIP0004	CQ18037	Metrobus Intelligent Transportation System (ITS)	Clever Devices	Modification	\$ 5,007,210
12/15/22	N/A	CQ19041C	Bus Lubrication Systems	Aftermarket Parts	Option	\$ 83,755
12/15/22	N/A	CQ19046E	Bus Miscellaneous Parts A	Aftermarket Parts	Option	\$ 4,612,951
12/15/22	N/A	CQ19046C	Bus Miscellaneous Parts A	Gillig	Option	\$ 343,954
12/16/22	CIP0009	CSVMT222154	FY22 Service Vehicles	Lindsay Ford	Request for Proposal	\$ 7,323,800
12/16/22	CIP0252	FQ17044-20-009	AC Switchgear Room Rehabilitation at Five Stations (5 Pack)	eVigilant	Modification	\$ 85,150
12/17/22	N/A	CCMNT233009	Reconditioned Journal Bearings for the 2K, 3K, 6K and 7K Railcars	The Timken Company	Request for Proposal	\$ 1,148,400
12/20/22	N/A	CTRST211253	MAXTRAX Software	MaxTrax, LLC	Modification	\$ (328)
12/20/22	N/A	CHRTA222010	Background Checks	STERLING, LLC	Option	\$ 660,000
12/21/22	N/A	CRAIL233244A	Natural Gas	Novac Energy Solutions Inc	Request for Proposal	\$ 4,914,192
12/21/22	N/A	CRAIL233244B	Natural Gas	UGI Energy Services LLC	Request for Proposal	\$ 9,977,300
12/21/22	CIP0025_02	FQ19106-A	Drain Cleaner	Harsco RAIL	Modification	\$ -
12/21/22	N/A	CCSCM200225D	Online Surveys - Exercise Option Year 2	Limelight Insights LLC	Option	\$ 150,000
12/21/22	N/A	CCSCM200225B	Customer Research Intercept Surveys - Exercise Option Year 2	Widener Burrows & Associates	Option	\$ 150,000
12/22/22	CIP0311	FQ19144B	Bladensburg Bus Garage Rebuild - PCO-018 Construction Cost of Stormwater Management Design Revisions at Bladensburg Bus Garage LNTP for PCO-018	Hensel Phelps Construction	Modification	\$ 1,150,000
12/22/22	CIP0225	FQ19267	Rail Heavy Repair & Overhaul Facility (HRO) - PCO-008 Continuation of Phase 1 LNTP for PCO-008	Hensel Phelps Construction	Modification	\$ 1,100,000
12/22/22	CIP0319_01	FQ19172	Restroom and Breakroom Construction for Bus Operators	WRA	Task Order	\$ 1,855,368
12/22/22	CIP0204_02	FQ16036	Fire Line Relocation in Greenbelt S&I Shop	Signature Renovations	Task Order	\$ 155,693
12/23/22	N/A	CIT01222245-EH	Garage Emergency Phones	Business Marketers Group	Request for Proposal	\$ 291,600

TABLE 7: CAPITAL PROCUREMENT ACTIONS (CONTINUED)

DATE	CIP	CONTRACT NUMBER	DESCRIPTION	VENDOR	ACTION TYPE	AMOUNT
12/23/22	N/A	CCSCM200225C	Mixed Sample Surveys - Exercise Option Year 2	Widener Burrows & Associates	Option	\$ 250,000
12/23/22	N/A	CCSCM200225A	Human-Centered Design Research - Exercise Option Year 2	Eureka Facts LLC	Option	\$ 100,000
12/23/22	N/A	CCSCM200225	Focus Group Research - Exercise Option Year 2	Limelight Insights LLC	Option	\$ 200,000
12/27/22			Microsoft EA/EIAM	Insight Public Sector, LLC	Modification	\$ 2,266,560
	CIP8029-09	CDCI1211225				
12/27/22	NA	C20073A	Transmissions and Axle Repair Service	TransAxle, LLC	Modification	\$ 114,955
12/27/22	CIP0377	19-FQ18033-RAIL-0001 CO #12 (Part 1)	Returning to Automatic Train Operations (ATO)	Parsons	Modification	\$ 400,000
12/27/22	N/A	CQ17092	Facilities Management Services at Good Luck Road and Silver Spring Facilities	LB&B Associates, Inc.	Modification	\$ 1,178,743
12/27/22	N/A		Option Year 2 for Email & Text Alert System	MIS Sciences Corporation	Option	\$ 79,427
		CIT01211076				
12/27/22	N/A	COBTR222084	TSP Wayside Equipment Configuration, Installation and Maintenance	Mead & Hunt, Inc.	Option	\$ 245,145
12/27/22	N/A	FQ18033	REAM Staff Augmentation to Support the Office of Chief Mechanical Officer Activities	Jacobs	Task Order	\$ 2,734,313
12/28/22	N/A	CBMNT233233	Ultra-Low Sulfur Diesel Fuel	Mansfield Oil	Invitation to Bid	\$ 40,000,000
12/28/22	N/A	CQ19090D	Abilities Ride Subsidization of Transportation Services as an Alternative to MetroAccess	Curb Mobility	Option	\$ 1,000,000
12/28/22	N/A	CQ19090F	Abilities Ride Subsidization of Transportation Services as an Alternative to MetroAccess	Old Dominion	Option	\$ 1,800,000
12/28/22	N/A	CQ19090L	Abilities Ride Subsidization of Transportation Services as an Alternative to MetroAccess	Uber	Option	\$ 7,200,000
12/28/22	N/A	CQ19090G	Abilities Ride Subsidization of Transportation Services as an Alternative to MetroAccess	Regency	Option	\$ 3,000,000
12/28/22	N/A	CQ19090I	Abilities Ride Subsidization of Transportation Services as an Alternative to MetroAccess	Silver Cab	Option	\$ 600,000
12/29/22	N/A	CMOWE21024	Predictive Rail Temperature	ENSCO Rail, Inc.	Invitation to Bid	\$ 43,260
12/30/22	N/A	CQ19180	After Hour Car Services	Lyft Inc.	Option	\$ 1,000,000
12/30/22	CIP0024_23	FQ19027	Corrosion Control	Piping & Corrosion Spec	Option	\$ 872,982
12/22/23	N/A	COHAW211034A	COVID-19 On-Site Mobile Testing	WellHealth Management, LLC	Option	\$ 45,000

1. Invitation to Bid - Award made after an invitation to bid solicitation.
2. Request for Proposal - Award made after a request for proposals solicitation.
3. Option - Indicates the exercising of a pre-negotiated option on an existing contract.
4. Task Order - Indicates award of a new task under a contract established for this purpose.
5. Modification - Indicates a negotiated change to an existing contract.