



Washington Metropolitan Area Transit Authority  
Fiscal Year 2016 Financials

**Monthly Financial Report**  
**FY2016**  
**October 2015**

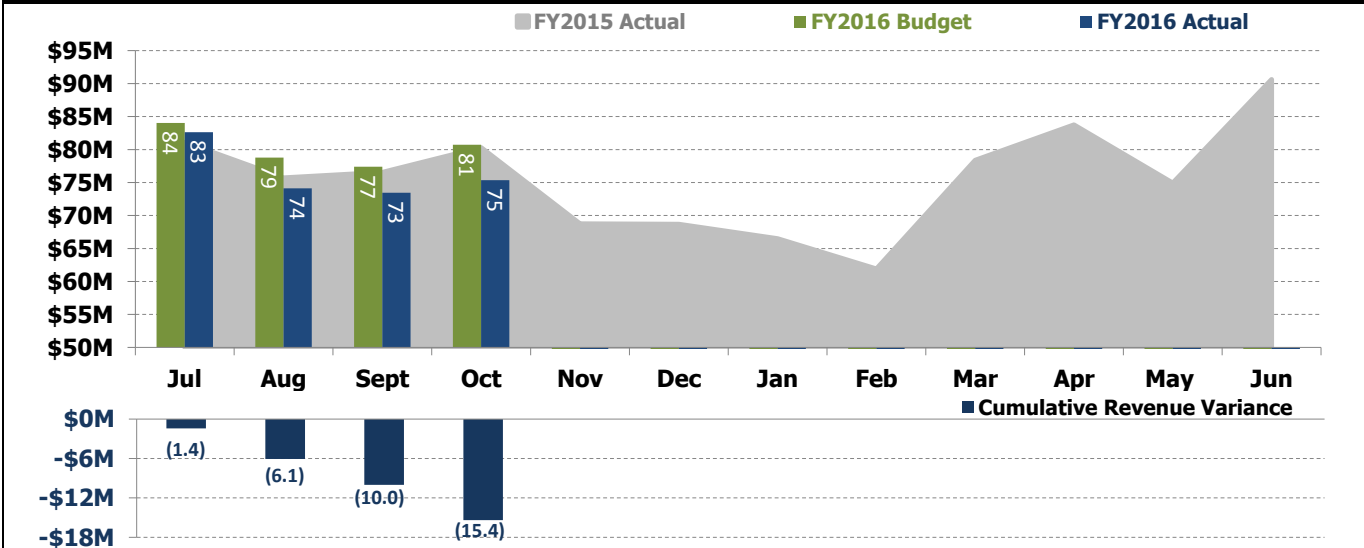




# REVENUE AND RIDERSHIP

October FY2016

## REVENUE (in Millions)



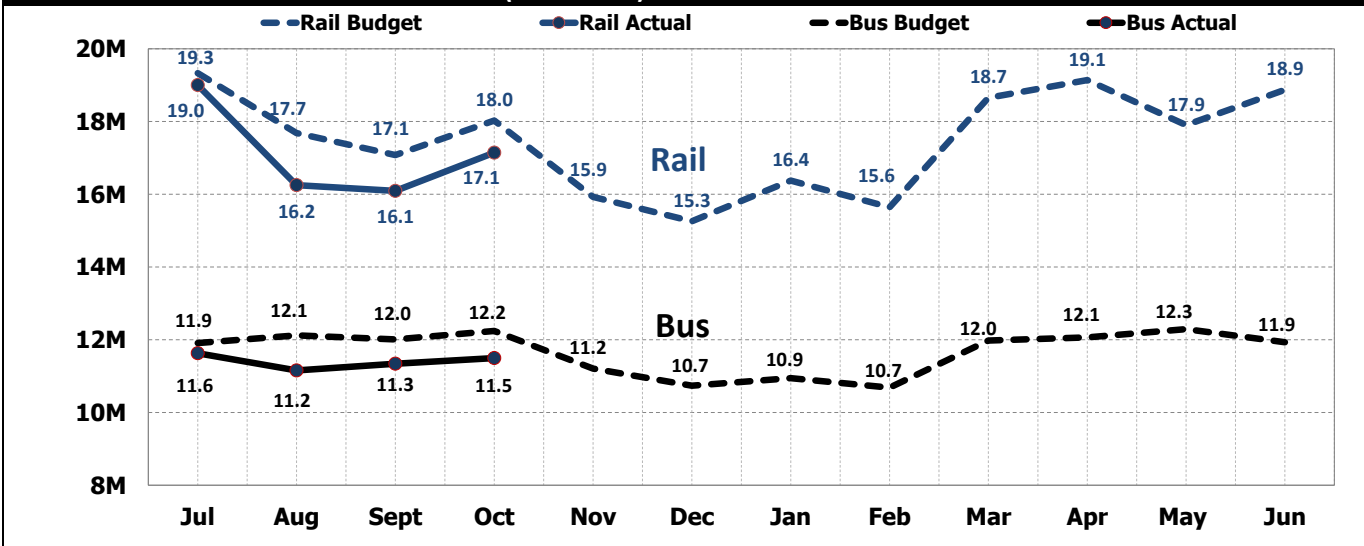
## RIDERSHIP (trips in Thousands)

MTD	Oct-FY2015	Oct-FY2016		Variance FY16	
	Actual	Actual	Budget	Prior Year	Budget
<b>Metrorail</b>	18,845	17,145	18,030	-9.0%	-4.9%
<b>Metrobus</b>	12,199	11,495	12,240	-5.8%	-6.1%
<b>MetroAccess</b>	204	200	204	-1.7%	-1.8%
<b>System Total</b>	<b>31,247</b>	<b>28,840</b>	<b>30,474</b>	<b>-7.7%</b>	<b>-5.4%</b>

YTD	FY2015	FY2016		Variance FY16	
	Actual	Actual	Budget	Prior Year	Budget
<b>Metrorail</b>	73,584	68,488	72,125	-6.9%	-5.0%
<b>Metrobus</b>	47,416	45,619	48,283	-3.8%	-5.5%
<b>MetroAccess</b>	773	774	795	0.2%	-2.6%
<b>System Total</b>	<b>121,772</b>	<b>114,882</b>	<b>121,203</b>	<b>-5.7%</b>	<b>-5.2%</b>

## MONTHLY RIDERSHIP FOR RAIL AND BUS (in Millions)

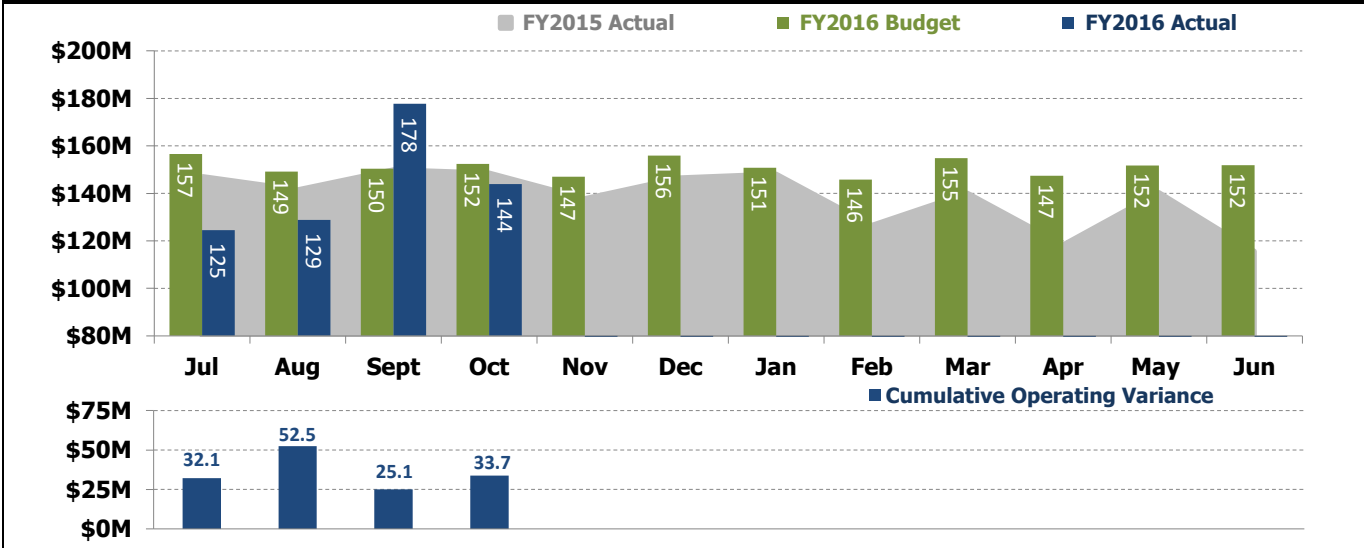




# OPERATING BUDGET

October FY2016

## OPERATING EXPENDITURES (\$ in Millions)



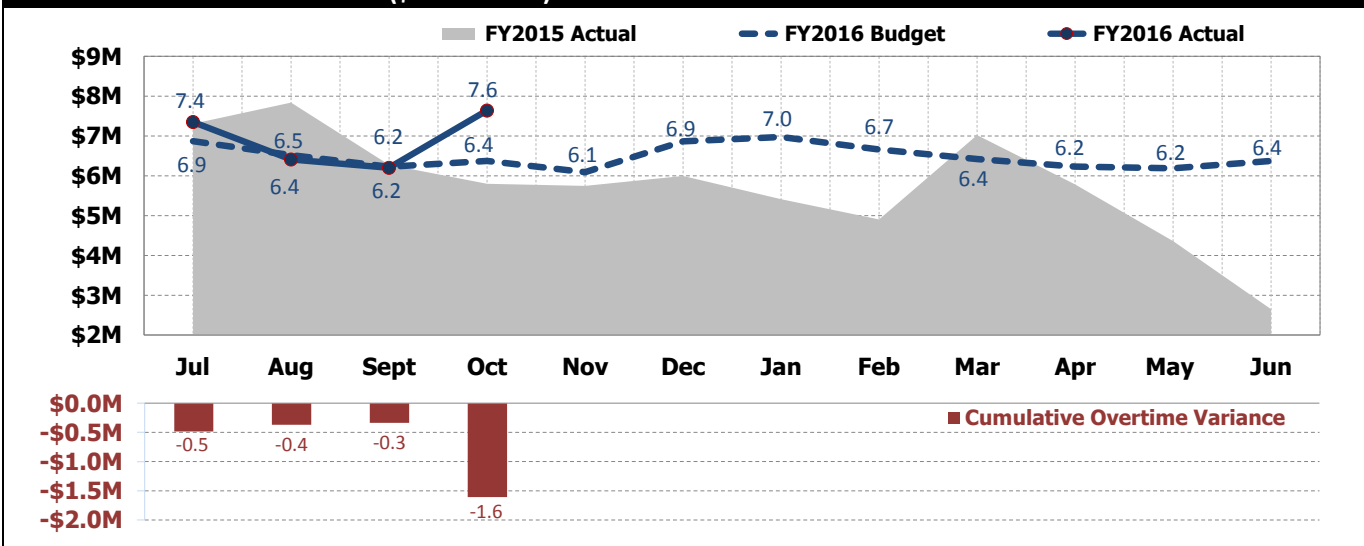
## OPERATING BUDGET (\$ in Millions)

MTD	Oct-FY2015	Oct-FY2016		Variance FY16	
	Actual	Actual	Budget	\$	Percent
Revenue	\$ 80.3	\$ 75.4	\$ 80.7	\$ (5.4)	-6.6%
Expense	\$ 148.6	\$ 143.9	\$ 152.4	\$ 8.6	5.6%
Gross Subsidy	\$ 68.3	\$ 68.5	\$ 71.7	\$ 3.2	4.5%
Preventive Maintenance			\$ (2.6)	\$ (2.6)	
Net Subsidy	\$ 68.3	\$ 68.5	\$ 69.2	\$ 0.6	0.9%
Cost Recovery	54.0%	52.4%	53.0%		

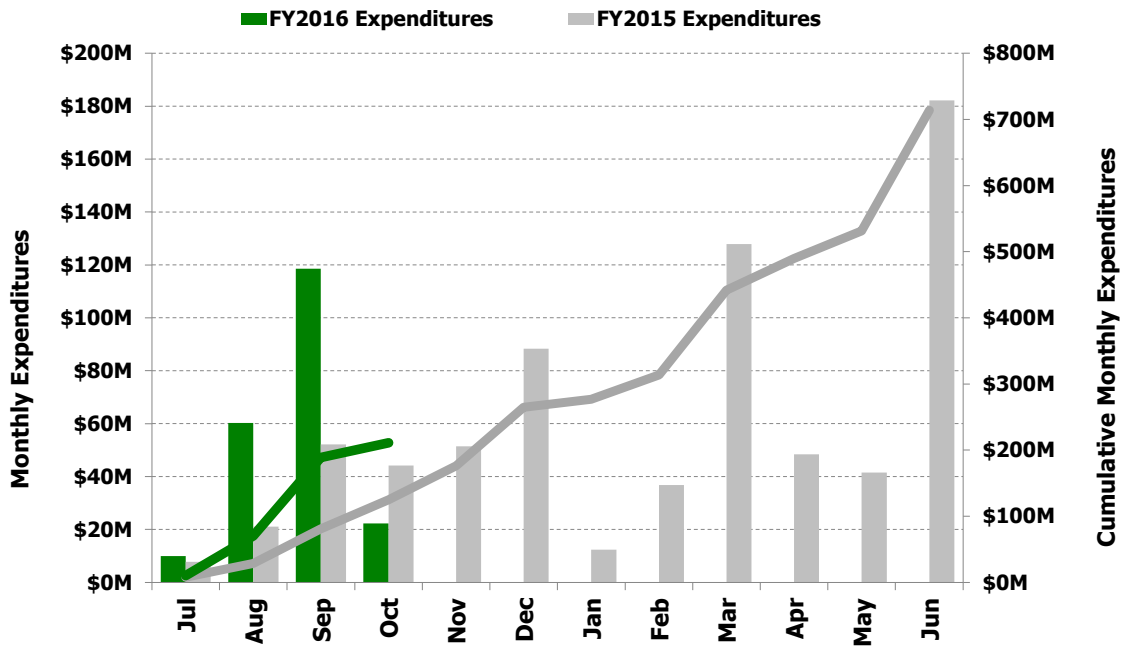
YTD	FY2015	FY2016		Variance FY16	
	Actual	Actual	Budget	\$	Percent
Revenue	\$ 313.7	\$ 305.6	\$ 320.9	\$ (15.4)	-4.8%
Expense	\$ 587.4	\$ 574.9	\$ 608.6	\$ 33.7	5.5%
Gross Subsidy	\$ 273.7	\$ 269.4	\$ 287.7	\$ 18.3	6.4%
Preventive Maintenance			\$ (10.2)	\$ (10.2)	
Net Subsidy	\$ 273.7	\$ 269.4	\$ 277.5	\$ 8.1	2.9%
Cost Recovery	53.4%	53.1%	52.7%		

## OVERTIME BUDGET VS ACTUAL (\$ in Millions)



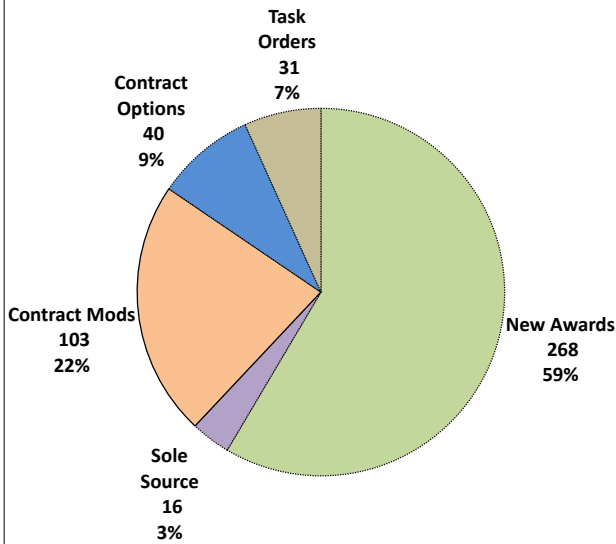


### CIP EXPENDITURES (\$ in Millions)

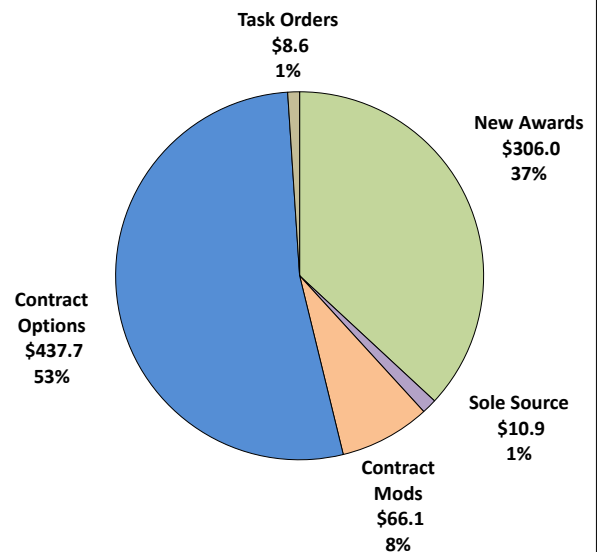


### SOLICITATION ACTIONS

#### YTD SOLICITATION ACTIONS THRU OCTOBER (458 TOTAL ACTIONS)



#### YTD SOLICITATION AMOUNTS THRU OCTOBER (\$829.3M TOTAL)



**Note:** 'Contract Mods' (Modifications) include any written alteration in the specifications, delivery point, frequency of delivery, period of performance, price, quantity, or other provisions of the contract.