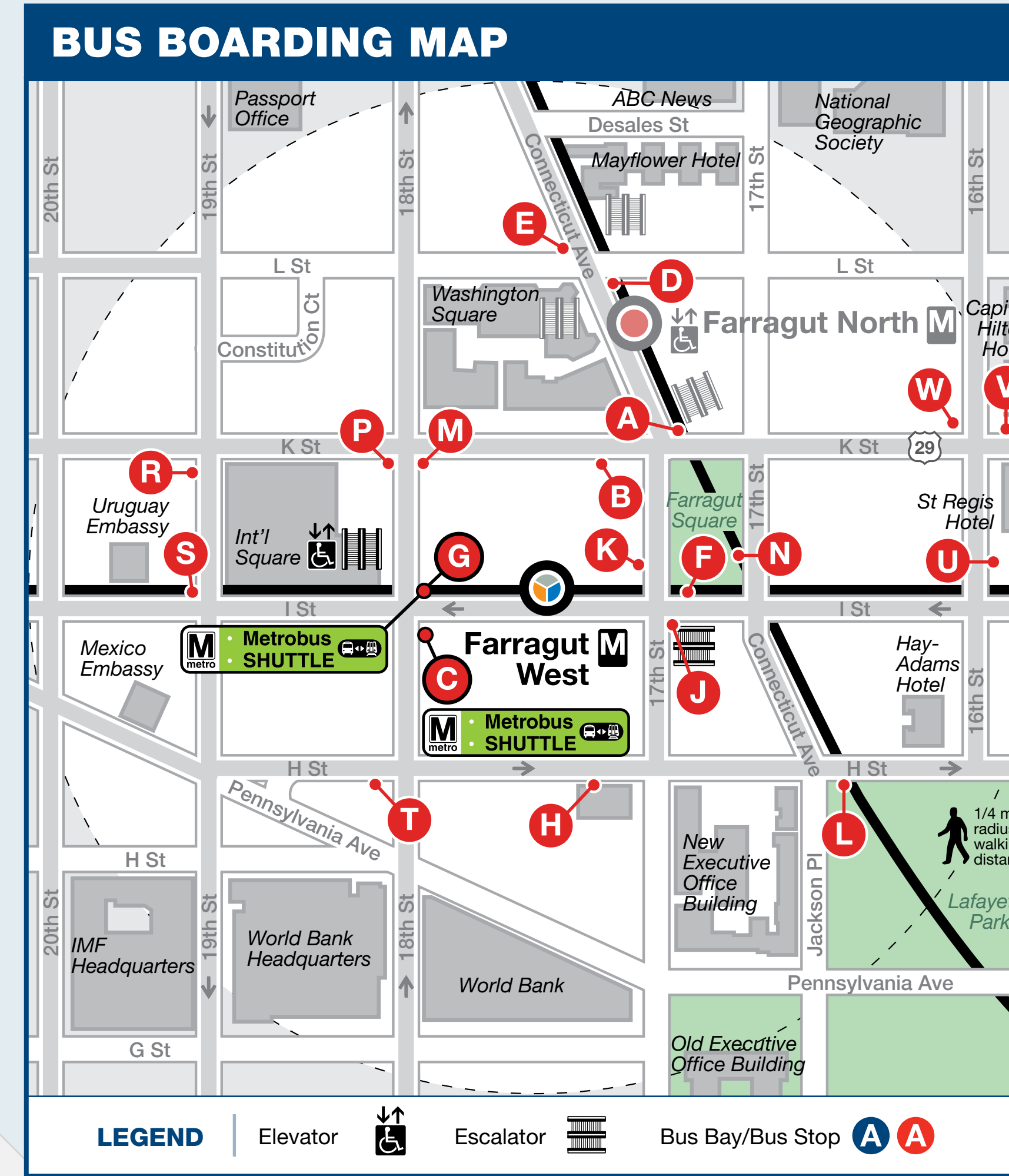
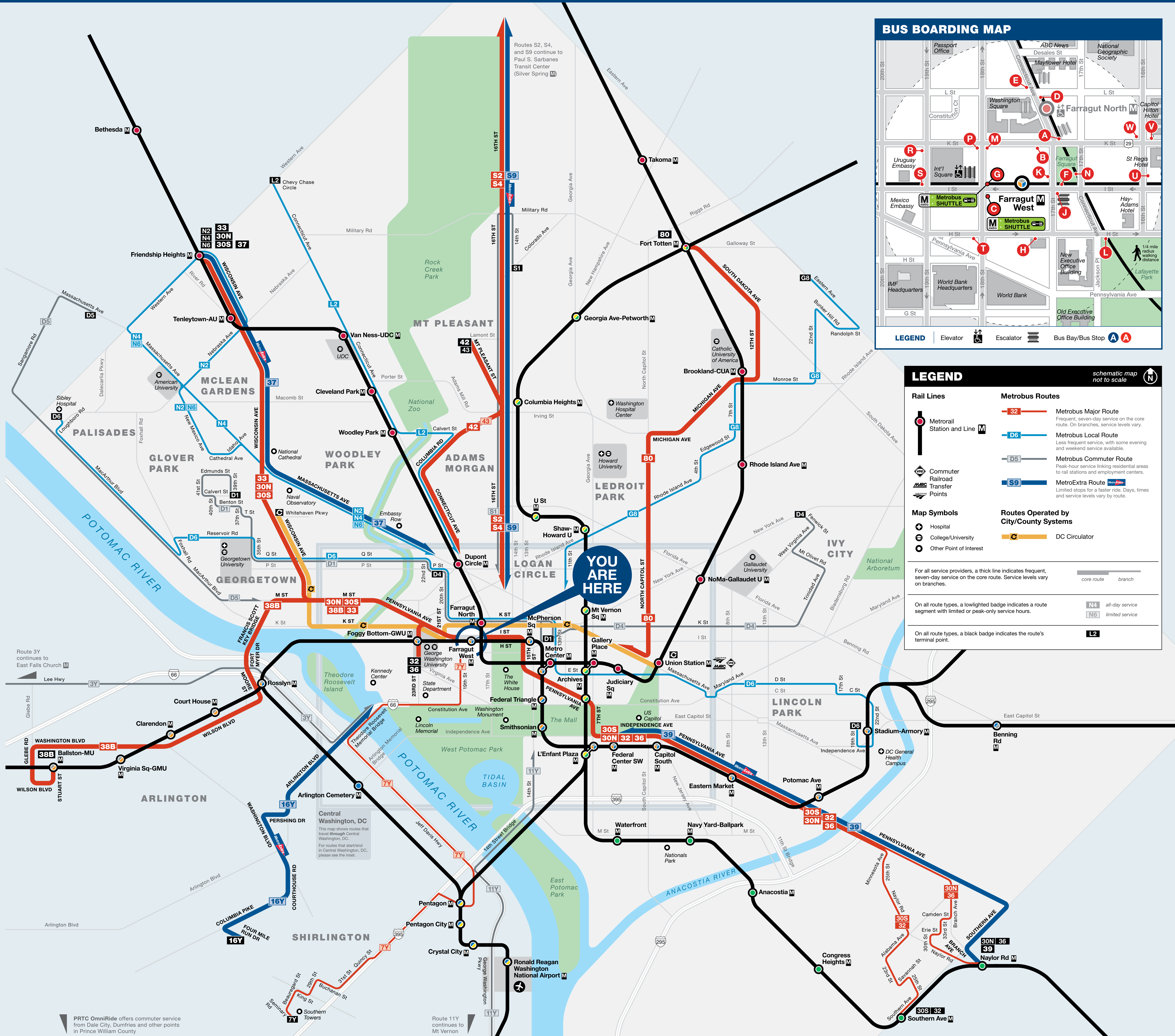




Bus Service from Farragut West



LEGEND

Rail Lines
 Metro Station and Line
 Commuter Railroad Transfer Points
 Hospital
 College/University
 Other Point of Interest

Metrobus Routes
 Metrobus Major Route
 Metrobus Local Route
 Metrobus Commuter Route
 MetroExtra Route

Routes Operated by City/County Systems
 DC Circulator

Map Symbols
 Elevator
 Escalator
 Bus Bay/Bus Stop

On all route types, a thick line indicates frequent, seven-day service on the core route. On branches, service levels vary by branches.

On all route types, a lowlighted badge indicates a route segment with limited or peak-only service hours.

On all route types, a black badge indicates the route's terminal point.

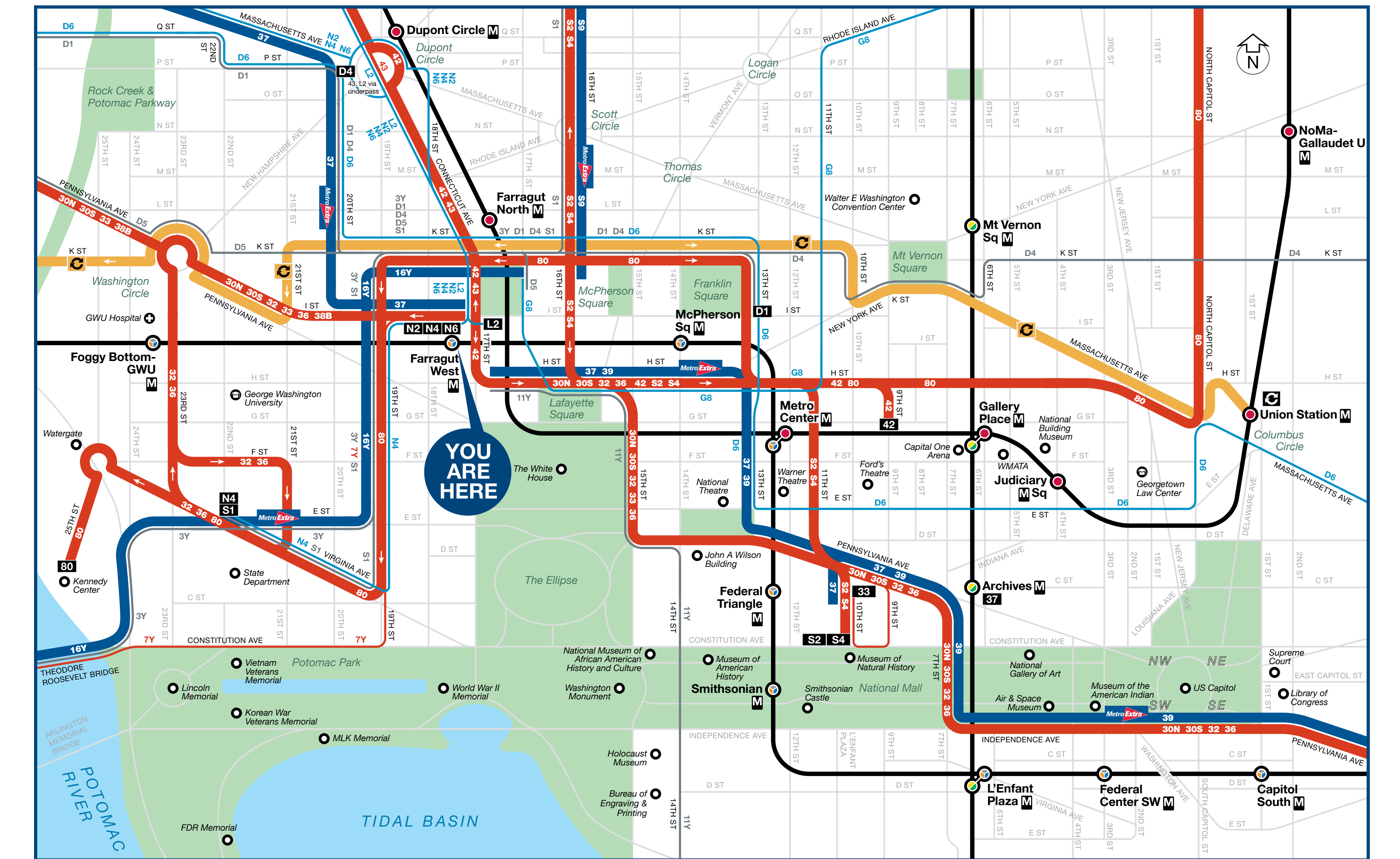
Legend Notes:
 [N] all-day service
 [L] limited service
 [C] core route
 [B] branch

BUS SERVICE AND BOARDING LOCATIONS

The table shows approximate minutes between buses; check schedules for full details

ROUTE	DESTINATION	BOARD AT BUS STOP	MONDAY TO FRIDAY				SATURDAY		SUNDAY	
			AM RUSH	MIDDAY	PM RUSH	EVENING	DAY	EVENING	DAY	EVENING
METRO										
3Y	East Falls Church	A	--	--	25	--	--	--	--	--
7Y	Southern Towers	E	--	--	8-10	--	--	--	--	--
11Y	Mount Vernon	G	--	--	25-30	--	--	--	--	--
16Y	Barcroft	A	--	--	7-15	--	--	--	--	--
30N 30S 33	Friendship Heights	F	10-20	10-20	5-15	10-30	10-20	10-30	10-20	15-30
30N 36	Naylor Rd	H	15-25	15-25	10-20	20-30	15-30	20-40	15-30	20-60
30S 32	Southern Ave	I	18-20	12-20	10-20	30-60	20-40	20-40	20-40	20-60
32 36	Potomac Park	J	5-15	10-20	10-30	20-30	10-30	30	10-30	30
33	Federal Triangle	K	10-20	30	25-30	30	25-30	25-30	30-35	30-35
37	Archives	L	15	--	--	--	--	--	--	--
37	Friendship Heights	M	18	--	--	--	--	--	--	--
38B	Ballston-MU	N	12	20	15	30	30	30-40	30	30
39	Naylor Rd	O	--	--	17	--	--	--	--	--
39	Potomac Park	P	17	--	--	--	--	--	--	--
42 43	Mt Pleasant	Q	12-15	12	4-8	8-20	10-12	15-25	15-20	15-30
42	Gallery Place	R	10-15	12	10-12	10-30	10-12	15-25	15-20	20-30
80	Fort Totten	S	15	30	20	30	25	30	30	35-40
80	Kennedy Center	T	15	30	20-30	20-30	26	30	30	30-35
D1	Glover Park	U	--	--	25-35	--	--	--	--	--
D4	Dupont Circle	V	35	--	--	--	--	--	--	--
D4	Ivy City	W	--	--	34-37	--	--	--	--	--
D5	Sangamore Rd	X	--	--	30	--	--	--	--	--
D6	Sibley Hospital	Y	15-20	30	10-15	30	30	30	35-40	40
D6	Stadium-Armory	Z	15-30	30	12-18	30	30	30	35-40	40
G8	Arundale	AA	15	30	12-15	30	30	30	30	30-40
G8	Rhode Island Ave	AB	--	--	--	4 trips*	--	4 trips*	--	--
L2	Chevy Chase Circle	AC	20	20	20	30	20	30	24-30	30
N2	Friendship Heights	AD	30	30	15-30	--	--	--	--	--
N4	Friendship Heights	AE	30	30	15-30	--	--	--	--	--
N4	Potomac Park	AF	3 trips	--	--	--	--	--	--	--
N6	Friendship Heights	AG	22-30	35	45	35	45	35	45	45
S1	Potomac Park	AH	5-15	--	--	--	--	--	--	--
S1	16th & Colorado	AI	--	--	15-20	--	--	--	--	--
S2 54	Paul S. Sarbanes Transit Ctr (Silver Spring)	AJ	10	15	10	10-30	15	10-15	12	15-30
S9	Paul S. Sarbanes Transit Ctr (Silver Spring)	AK	10	20	4-10	15	20	--	--	--
DC CIRCULATOR										
C	Georgetown	A	10	10	10	10	10	10	10	10
C	Union Station	B	10	10	10	10	10	10	10	10
MTA COMMUTER BUS										
305	Silver Spring	M	--	--	20-30	--	--	--	--	--
335	Columbia, Clarksville P&R	N	--	--	20-30	--	--	--	--	--
345	Columbia, Long Gate P&R	O	--	--	20-30	--	--	--	--	--
715	Golden Beach P&R	P	--	--	15-20	--	--	--	--	--
725	Charlotte Hall, California	Q	--	--	30	--	--	--	--	--
810	Pindell Park & Ride	R	--	--	30	--	--	--	--	--
820	PG Equestrian Ctr, Bristol P&R, North Beach	S	--	--	10-12	--	--	--	--	--
830	Chesapeake Church, Sunderland P&R	T	--	--	12-15	--	--	--	--	--
840	Prince Frederick P&R, St. Leonard	U	--	--	20	--	--	--	--	--
LCT-LOUDDOWN COUNTY TRANSIT										
LCT	Purcellville	M	--	--	5-30	--	--	--	--	--
PRTC OMNIRIDE										
D	Dale City	L	--	--	10-30	--	--	--	--	--
G	Gainesville	L	--	--	15-55	--	--	--	--	--
L	Lake Ridge	L	--	--	10-25	--	--	--	--	--
M	Manassas	L	--	--	20-35	--	--	--	--	--

CENTRAL WASHINGTON DC



information wmata.com | 202-637-7000 | 202-638-3780
 busETA and General Inquiries

Para busETA y información general, llame al 202-637-7000 (TTY 202-638-3780) o visite wmata.com.

정보나 busETA 또는 전체 지원 관련 문의는 202-637-7000 (TTY 202-638-3780) 으로 전화하십시오. 스페어 언어 문의는 T를 누르고, 기타 언어 관련 문의는 88을 누른 후 5를 누르십시오. 또는 wmata.com 을 방문하십시오.

metroAlerts
 Sign up today at wmata.com/MetroAlerts

Metro is accessible.
 Metro es accesible.
 메트로는 접속 가능합니다.



January 2019