

**WASHINGTON  
METROPOLITAN AREA  
TRANSIT AUTHORITY**



# **FY2024 Quarter 2**

## **Appendix 1:**

## **Capital Program Project Pages**



**February 2024**



## WASHINGTON METROPOLITAN AREA TRANSIT AUTHORITY

### TABLE OF CONTENTS

(CIP0002) Bus Onboard Location Equipment and Software Program .....	1
(CIP0004) Bus Maintenance Facility and Equipment State of Good Repair Program .....	3
(CIP0005) Bus Vehicle Rehabilitation Program .....	5
(CIP0006) Bus Fleet Acquisition Program .....	7
(CIP0007) Bus Closed Circuit Television Replacement Program .....	9
(CIP0009) Service Vehicle Acquisition Program .....	11
(CIP0010) Environmental Compliance Program .....	13
(CIP0015) MetroAccess Fleet Acquisition .....	15
(CIP0024) Track Rehabilitation Program .....	17
(CIP0025) Roadway Equipment and Vehicle Program .....	19
(CIP0033) Revenue Facility Equipment Replacement .....	21
(CIP0034) Revenue Collection Facility Rehabilitation .....	23
(CIP0035) Bicycle and Pedestrian Facility Rehabilitation .....	25
(CIP0036) Procurement Program Support .....	27
(CIP0039) System Planning and Development .....	29
(CIP0043) Bus and Rail Scheduling and Operations Software Improvements .....	31
(CIP0054) Customer Electronic Comms .....	33
(CIP0056) Rail Service Management Software Improvements .....	35
(CIP0059) 8000-Series Railcars .....	37
(CIP0063) Rail Vehicle Scheduled Maintenance Program .....	39
(CIP0067) Rail Vehicle Safety & Reliability Improvements .....	41
(CIP0072) Elevator Rehabilitation Program .....	43
(CIP0073) Escalator Rehabilitation Program .....	45
(CIP0074) Parking Access & Collection Equipment .....	47
(CIP0076) Rail System Power Upgrades .....	49
(CIP0084) Southern Ave Bus Garage .....	51
(CIP0087) Station and Facility Restoration Program .....	53
(CIP0088) Station Entrance Canopy Installation .....	55
(CIP0099) Joint Development Program Support .....	57
(CIP0101) Internal Compliance Capital Management Support .....	59
(CIP0102) Police District III Substation .....	61
(CIP0127) Transit Police Support Equipment .....	63
(CIP0131) Capital Program Financing Support .....	65
(CIP0132) Escalator and Elevator Overhaul Program .....	67
(CIP0133) Train Detection and Warning System .....	69
(CIP0136) Radio Infrastructure Replacement .....	71
(CIP0139) Safety Audit Recommendations .....	73
(CIP0142) Rail Vehicle Preventive Maintenance .....	75
(CIP0143) Bus Vehicle Preventive Maintenance .....	77
(CIP0145) Facility Security Monitoring Equipment Program .....	79
(CIP0150) Support Facility Fire System Rehabilitation .....	81
(CIP0151) Rail Station Cooling Rehabilitation Program .....	83
(CIP0152) Parking Garage and Surface Lot Rehabilitation .....	85
(CIP0170) Facility Roof Rehabilitation and Replacement .....	87
(CIP0185) Escalator Replacement .....	89
(CIP0197) Support Facility Improvements .....	91
(CIP0204) Railcar Rooftop Access Platform .....	93
(CIP0210) Track Pollution Prevention .....	95



## WASHINGTON METROPOLITAN AREA TRANSIT AUTHORITY

(CIP0212) Sustainability/Resiliency Program .....	97
(CIP0213) Capital Program Development Support .....	99
(CIP0218) Metrorail Station Improvements .....	101
(CIP0219) Rail Station Lighting Improvements .....	103
(CIP0220) Bus Planning Studies Program .....	105
(CIP0221) Bus Customer Facility Improvements .....	107
(CIP0225) Heavy Repair and Overhaul Facility .....	109
(CIP0231) Good Luck Road Facility .....	111
(CIP0241) Flood Resiliency Infrastructure Upgrades .....	113
(CIP0242) Rail System Drainage Rehabilitation Program .....	115
(CIP0246) General Engineering .....	117
(CIP0247) Emergency Construction and Emerging Needs Program .....	119
(CIP0251) Automatic Train Control State of Good Repair .....	121
(CIP0252) Low Voltage Power State of Good Repair .....	123
(CIP0253) Traction Power State of Good Repair .....	125
(CIP0254) Bus Priority Program Development .....	127
(CIP0255) Fare Collection Modernization .....	129
(CIP0256) 7000-Series Railcars .....	131
(CIP0257) Emergency Trip Station (ETS) Rehabilitation .....	133
(CIP0258) Station and Tunnel Fire Alarm Rehabilitation .....	135
(CIP0259) Employee Timekeeping System .....	137
(CIP0261) Rail Tunnel Lighting Replacement .....	139
(CIP0262) Tunnel Water Leak Mitigation .....	141
(CIP0266) Historic Bus Loop and Facility Rehabilitation .....	143
(CIP0269) Asset Management Software .....	145
(CIP0270) Capital Delivery Program Support .....	147
(CIP0271) Swing Gates .....	149
(CIP0272) Digital Display and Wayfinding Improvements .....	151
(CIP0273) Support Facility Rehabilitation .....	153
(CIP0274) Grosvenor Parking Garage (J/D) .....	155
(CIP0275) New Carrollton Garage and Bus Bays .....	157
(CIP0276) Art in Transit and Station Commercialization Program .....	159
(CIP0277) Supply Chain Modernization .....	161
(CIP0279) Railyard Shop Equipment Replacement .....	163
(CIP0283) Railcar Maintenance Facilities State of Good Repair .....	165
(CIP0284) Railyard Facility and Site Rehabilitation .....	167
(CIP0286) Power Generator Replacement .....	169
(CIP0291) Tunnel Ventilation Improvements .....	171
(CIP0294) Bridge Rehabilitation Program .....	173
(CIP0297) Union Station Improvements .....	175
(CIP0302) Huntington Station Parking Garage Demolition .....	177
(CIP0305) Rail Passenger Facility State of Good Repair Program .....	179
(CIP0307) Station Platform Rehabilitation - Phase 2 .....	181
(CIP0308) Station Platform Rehabilitation - Phase 3 .....	183
(CIP0310) Station Platform Rehabilitation - Phase 4 .....	185
(CIP0311) Bladensburg Bus Garage Replacement .....	187
(CIP0312) Four Mile Run Bus Garage Rehabilitation .....	189
(CIP0315) Northern Bus Garage Replacement .....	191
(CIP0319) Bus Maintenance Facility State of Good Repair Program .....	193



## WASHINGTON METROPOLITAN AREA TRANSIT AUTHORITY

(CIP0322) Bus Passenger Facility Improvements .....	195
(CIP0324) Capital Program Financial Support .....	197
(CIP0330) Information Technology Data Center .....	199
(CIP0331) Enterprise Resource Planning Software Replacement .....	201
(CIP0332) Fiber Optic Cable Installation .....	203
(CIP0335) Office Consolidation - District of Columbia .....	205
(CIP0336) Facility Energy Management Upgrades .....	207
(CIP0337) Office Consolidation - Virginia .....	209
(CIP0338) Office Consolidation - Maryland .....	211
(CIP0341) Rail System Standpipe Replacement Program .....	213
(CIP0342) Information Technology Hardware State of Good Repair .....	215
(CIP0343) Information Technology Software State of Good Repair .....	217
(CIP0345) Shady Grove Stairway .....	219
(CIP0347) Accounting Capital Program Support .....	221
(CIP0348) Structural Rehabilitation - Package A .....	223
(CIP0349) Yellow Line Tunnel and Bridge Rehabilitation .....	225
(CIP0352) Rail Station Platform Canopy Rehabilitation Program .....	227
(CIP0354) ePerformance and eCompensation Upgrades .....	229
(CIP0355) Zero Emission Bus Acquisition and Evaluation .....	231
(CIP0356) Tunnel Ventilation Improvements - Red Line Pilot .....	233
(CIP0357) Cybersecurity Legacy Software Improvements .....	235
(CIP0358) Business Systems State of Good Repair .....	237
(CIP0359) Enterprise Technology Platforms State of Good Repair .....	239
(CIP0360) Transit Systems State of Good Repair .....	241
(CIP0361) Service Oriented Architecture (SOA) Program .....	243
(CIP0362) Independent Verification & Validation program .....	245
(CIP0370) Structural Rehabilitation – Package B .....	247
(CIP0372) Station Revitalization .....	249
(CIP0373) Equipment to Support New Radio System .....	251
(CIP0374) Infrastructure Improvements Solar Power Installation .....	253
(CIP0375) Shaft Structural Rehabilitation - 7 Shafts .....	255
(CIP0378) Metro Strategic Transformation Plan .....	257
(CIP8007) D&E Electrical Improvements .....	259
(CIP8009) D&E ATC & Comms Improvemnts .....	261
(CIP8011) D&E Fixed Rail Improvements .....	263
(CIP8013) D&E Track Structures Improvements .....	265
(CIP8015) D&E Rail Station Improvements .....	267
(CIP8019) D&E Passenger Facility Improvements .....	269
(CIP8021) D&E Bus & Paratransit Improvements .....	271
(CIP8025) D&E Bus Maintenance Facility Improvements .....	273
(CIP8026) Future Bus Maintenance Facilities .....	275
(CIP8029) D&E Information Technology Improvements .....	277
(CIP8030) Future Information Technology Projects .....	279
(CRB0005) Planning Support for the District of Columbia .....	281
(CRB0009) Planning Support for Maryland Jurisdictions .....	283
(CRB0013) Potomac Yard Station Construction .....	285
(CRB0018) Planning Support for Virginia Jurisdictions .....	287
(CRB0019_19) Silver Line Phase 1 Railcars .....	289
(CRB0020) Silver Line Phase 2 Construction Support .....	291



## WASHINGTON METROPOLITAN AREA TRANSIT AUTHORITY

(CRB0020_01) Silver Line Phase 2 Railcars .....	293
(CRB0127) Purple Line Construction Support .....	295
(CRB0136) McLean Station - New Entrance .....	297



# WASHINGTON METROPOLITAN AREA TRANSIT AUTHORITY

## (CIP0002) Bus Onboard Location Equipment and Software Program

### FY2024 Q2

Initiative Type: Program  
Investment Program: Maintenance/Overhaul  
Investment Category: Bus, Bus Facilities & Paratransit  
Mode: Bus  
Location: Systemwide

#### Description

This program supports the design and replacement of automatic vehicle location (AVL) and related equipment on buses. This equipment is vital to bus operations, bus location tracking Global Positioning System (GPS) and bus diagnostics.



#### Expected Outcome

Increases fleet availability and reliability through on board diagnostics that alert maintenance personnel of defects and failures that can be corrected proactively as measured by the Bus Fleet Reliability performance indicator [FY21 target  $\geq 7,000$  miles between failures]. Improves efficiency of revenue service through reliable GPS and route mapping abilities. Enables buses to communicate with Transit Signal Prioritization equipment along service routes.

#### Strategic Drivers



#### Overall Status

(Programs are ongoing)

Development & Evaluation	
Implementation & Construction	
Operations Activation	

In the second quarter, Metro ordered Clever Devices for the Metrobus Intelligent System. The estimated arrival is currently late Q3.

#### Budget and Funding (\$ Millions)

FY2024 Current Budget	YTD % Budget Expended
\$7.00	4.0%

FY2024 Funding Sources	YTD Expended
Formula	\$0.00
PRIIA	\$0.00
Other	\$0.00
<b>Federal Subtotal</b>	<b>\$0.00</b>
System Performance	\$0.00
Reimbursable/Other	\$0.00
DC Dedicated Funding	\$0.10
MD Dedicated Funding	\$0.09
VA Non-Restricted Dedicated Funding	\$0.07
VA Restricted Dedicated Funding	\$0.02
<b>Local Subtotal</b>	<b>\$0.28</b>
<b>Debt</b>	<b>\$0.00</b>
<b>Net Accruals</b>	<b>\$0.00</b>
<b>Total FY2024 Expenditures</b>	<b>\$0.28</b>



# WASHINGTON METROPOLITAN AREA TRANSIT AUTHORITY

(CIP0002)

## Top 30 Active Contracts by Allocated CIP Value

Contract Number	Vendor	Activity	Contract Value	Allocated CIP Value	Contract Start Date	Contract Expiration Date
CBMNT233049	Clever Devices Ltd.	EQUIP_MATL	\$22,237,542	\$1,703,961	10/16/2023	10/15/2026



# WASHINGTON METROPOLITAN AREA TRANSIT AUTHORITY

## (CIP0004) Bus Maintenance Facility and Equipment State of Good Repair Program

FY2024 Q2

Initiative Type: Program  
Investment Program: Maintenance/Overhaul  
Investment Category: Bus, Bus Facilities & Paratransit

Mode: Bus  
Location: Systemwide

### Description

This program replaces existing equipment past useful life and provides new equipment to support the repair and maintenance of the bus and non-revenue fleets. Additionally, this project supports the construction of minor garage improvements.



### Expected Outcome

Maximizes the efficiency of bus maintenance operations to support improved fleet availability as measured by the Bus Fleet Reliability performance indicator [FY21 target  $\geq 7,000$  miles between failures].

### Strategic Drivers



Safety



Security



Reliability/SGR

### Overall Status

(Programs are ongoing)

Development & Evaluation	
Implementation & Construction	
Operations Activation	

In Q2 delays were experienced during the addition of an anti-static product to the training area floors and the implementation of additional room upgrades for the Simulators. However, progress has been made with the completion of purchases for hand tools, diagnostic equipment, and other necessary work related to equipment upgrades.

### Budget and Funding (\$ Millions)

FY2024 Current Budget	YTD % Budget Expended
\$5.90	26.5%

FY2024 Funding Sources	YTD Expended
Formula	\$0.00
PRIIA	\$0.00
Other	\$0.00
<b>Federal Subtotal</b>	<b>\$0.00</b>
System Performance	\$0.00
Reimbursable/Other	\$0.00
DC Dedicated Funding	\$0.27
MD Dedicated Funding	\$0.25
VA Non-Restricted Dedicated Funding	\$0.18
VA Restricted Dedicated Funding	\$0.05
<b>Local Subtotal</b>	<b>\$0.75</b>
<b>Debt</b>	<b>\$0.28</b>
<b>Net Accruals</b>	<b>\$0.68</b>
<b>Total FY2024 Expenditures</b>	<b>\$1.56</b>





# WASHINGTON METROPOLITAN AREA TRANSIT AUTHORITY

(CIP0004)

## Top 30 Active Contracts by Allocated CIP Value

Contract Number	Vendor	Activity	Contract Value	Allocated CIP Value	Contract Start Date	Contract Expiration Date
FQ18033G	Gannett Fleming Engineers and Architects	CONSULT	\$105,000,000	\$10,000	8/23/2018	8/30/2024
FQ18033I	AECOM-STV JV	CONSULT	\$71,200,000	\$371,545	7/1/2018	6/30/2024
FQ19273C	Wycliffe Technologies, Inc.	CONSTRUCTION	\$320,000	\$198,326	3/27/2020	3/26/2025
FBMNT233147	S&A Systems, Inc.	EQUIPMENT	\$1,583,916	\$1,111,310	7/10/2023	7/9/2025
CQ19104	Dell Marketing LP	EQUIPMENT	\$194,300,000	\$259,372	7/23/2019	7/22/2024
FQ19213	Snap On Tools Company	EQUIP_MATL	\$380,371	\$97,166	6/29/2020	6/28/2024
CIT01233224	Copper River Information Technology	EQUIP_MATL	\$91,459	\$91,459	6/22/2023	6/21/2024
CBMNT222121-BTK--1	ETech Simulation Corp	EQUIP_MATL	\$1,013,370	\$3,370	7/29/2022	1/28/2024



# WASHINGTON METROPOLITAN AREA TRANSIT AUTHORITY

## (CIP0005) Bus Vehicle Rehabilitation Program

### FY2024 Q2

Initiative Type: Program Mode: Bus  
Investment Program: Maintenance/Overhaul Location: Systemwide  
Investment Category: Bus, Bus Facilities & Paratransit

#### Description

This program provides for the complete rehabilitation of bus mechanical, electrical and structural systems when a bus is approximately 7.5 years of age. Additionally, the program supports the procurement of components to replace those that can no longer be overhauled.



#### Expected Outcome

Allows Metro to achieve the maximum useful life of a bus which extends the period between bus replacements while minimizing routine maintenance costs. Also, maintains bus reliability and addresses reliable revenue service availability as measured by the Bus Fleet Reliability performance indicator [FY21 target  $\geq 7,000$  miles between failures].

#### Strategic Drivers



#### Overall Status

(Programs are ongoing)

Development & Evaluation	<input type="radio"/>
Implementation & Construction	<input checked="" type="radio"/>
Operations Activation	<input type="radio"/>

In Q2, Metro received 17 out of 100 bus rehabilitations, 31 out of 120 engine assemblies, 30 out of 150 transmission assemblies, 19 out of 140 fare boxes, and 2 energy storage systems. The initial target aimed for the annual rehabilitation of 100 buses; however, supply chain constraints and delays in FY23 impacted parts and equipment acquisition.

#### Budget and Funding (\$ Millions)

FY2024 Current Budget	YTD % Budget Expended
\$51.50	61.1%

FY2024 Funding Sources	YTD Expended
Formula	\$17.77
PRIIA	\$0.00
Other	\$0.00
<b>Federal Subtotal</b>	<b>\$17.77</b>
System Performance	\$0.01
Reimbursable/Other	\$0.00
DC Dedicated Funding	\$3.96
MD Dedicated Funding	\$3.70
VA Non-Restricted Dedicated Funding	\$2.64
VA Restricted Dedicated Funding	\$0.78
<b>Local Subtotal</b>	<b>\$11.10</b>
<b>Debt</b>	<b>\$0.00</b>
<b>Net Accruals</b>	<b>\$3.25</b>
<b>Total FY2024 Expenditures</b>	<b>\$31.45</b>



# WASHINGTON METROPOLITAN AREA TRANSIT AUTHORITY

(CIP0005)

## Top 30 Active Contracts by Allocated CIP Value

Contract Number	Vendor	Activity	Contract Value	Allocated CIP Value	Contract Start Date	Contract Expiration Date
FBMNT211101	STV Incorporated	CONSULT	\$3,181,746	\$667,834	6/1/2022	5/31/2024
FBMNT233086	The Aftermarket Parts Company LLC	VEHICLE_REHA B	\$8,939,756	\$8,841,230	2/21/2023	2/20/2024
FBMNT233081	The Aftermarket Parts Company LLC	VEHICLE_REHA B	\$7,491,638	\$7,491,638	2/14/2023	2/13/2024
FQ19084	Johnson & Towers Baltimore Inc	VEHICLE_REHA B	\$25,343,678	\$6,555,749	10/18/2019	1/31/2024
F20155	The Aftermarket Parts Company LLC	VEHICLE_REHA B	\$4,486,375	\$4,486,375	1/16/2021	7/31/2024
FBMNT233075	Modine Manufacturing Company	VEHICLE_REHA B	\$1,238,189	\$1,238,189	4/20/2023	3/7/2024
FBMNT233142-SN	Johnson & Towers Baltimore Inc	VEHICLE_REHA B	\$1,413,475	\$1,172,150	4/21/2023	4/20/2026
0000008711	Needles Eye	VEHICLE_REHA B	\$1,317,447	\$1,112,226	9/21/2022	9/20/2025
F20125	Cummins Inc	VEHICLE_REHA B	\$1,072,046	\$1,072,046	1/8/2021	1/7/2026
FBMNT233354	Johnson & Towers Baltimore Inc	VEHICLE_REHA B	\$769,642	\$769,642	8/16/2023	8/15/2024
FBMNT233435	Johnson & Towers Baltimore Inc	VEHICLE_REHA B	\$739,253	\$739,253	7/10/2023	7/10/2024
FBMNT233140	Genfare LLC	VEHICLE_REHA B	\$710,193	\$710,193	2/21/2023	2/20/2024
FBMNT244055	The Aftermarket Parts Company LLC	VEHICLE_REHA B	\$369,785	\$369,785	11/29/2023	11/27/2024
FBMNT222333-BTK	RAM Industrial Services LLC	REPAIRABLES	\$201,000	\$201,000	11/28/2022	11/29/2025
FQ19213	Snap On Tools Company	EQUIP_MATL	\$380,371	\$101,745	6/29/2020	6/28/2024
CBMNT233306	Cummins Inc	VEHICLE_REHA B	\$4,078,523	\$6,758	10/6/2023	10/6/2028
CQ19074D	Neopart Transit LLC	VEHICLE_REHA B	\$465,098	\$6,388	1/23/2019	1/28/2024
0000008711	Needles Eye	VEHICLE_RE	\$1,317,447	\$498,591	9/21/2022	9/20/2025



# WASHINGTON METROPOLITAN AREA TRANSIT AUTHORITY

## (CIP0006) Bus Fleet Acquisition Program

### FY2024 Q2

Initiative Type: Program  
Investment Program: Acquisition  
Investment Category: Bus, Bus Facilities & Paratransit  
Mode: Bus  
Location: Systemwide

#### Description

This program acquires and replaces standard 30-foot, 40-foot buses and articulated buses consistent with the Metrobus Fleet Management Plan. It also includes training required to maintain a bus and the purchase of spare parts.



#### Expected Outcome

Provides customers with reliable and modern buses as measured by the Bus Fleet Reliability performance indicator [FY21 target  $\geq 7,000$  miles between failures]. Maintains an average fleet age of approximately 7.5 years.

#### Strategic Drivers



#### Overall Status

(Programs are ongoing)

Development & Evaluation	<input type="radio"/>
Implementation & Construction	<input type="radio"/>
Operations Activation	<input type="radio"/>

This quarter saw delivery of 4 buses which are currently in service. No additional are anticipated for the remainder of FY24. The delay of bus deliveries is attributed to the ongoing work on the new bus contract by the project team. Delays in the delivery timeline were primarily caused by vendor quality issues and challenges related to parts, which affected the receipt of the remaining buses.

#### Budget and Funding (\$ Millions)

FY2024 Current Budget	YTD % Budget Expended
\$95.70	24.1%

FY2024 Funding Sources	YTD Expended
Formula	\$18.10
PRIIA	\$0.00
Other	\$4.38
<b>Federal Subtotal</b>	<b>\$22.48</b>
System Performance	\$0.00
Reimbursable/Other	\$0.00
DC Dedicated Funding	\$0.31
MD Dedicated Funding	\$0.29
VA Non-Restricted Dedicated Funding	\$0.21
VA Restricted Dedicated Funding	\$0.06
<b>Local Subtotal</b>	<b>\$0.87</b>
<b>Debt</b>	<b>\$0.09</b>
<b>Net Accruals</b>	<b>(\$0.39)</b>
<b>Total FY2024 Expenditures</b>	<b>\$23.04</b>



## WASHINGTON METROPOLITAN AREA TRANSIT AUTHORITY

(CIP0006)

### Top 30 Active Contracts by Allocated CIP Value

Contract Number	Vendor	Activity	Contract Value	Allocated CIP Value	Contract Start Date	Contract Expiration Date
FQ18033B	HNTB Corporation	CONSULT	\$99,612,316	\$210,872	8/2/2018	8/2/2024
FBMNT211101	STV Incorporated	ENGINEERING	\$3,181,746	\$829,454	6/1/2022	5/31/2024
FQ18001	New Flyer of America Inc	BUSES_40-42_FT	\$323,993,142	\$490,801	4/23/2018	6/30/2024



# WASHINGTON METROPOLITAN AREA TRANSIT AUTHORITY

## (CIP0007) Bus Closed Circuit Television Replacement Program

FY2024 Q2

Initiative Type: Program  
Investment Program: Maintenance/Overhaul  
Investment Category: Bus, Bus Facilities & Paratransit  
Mode: Bus  
Location: Systemwide

### Description

This program replaces Metrobus closed circuit television (CCTV) camera systems on-board Metrobus vehicles to maintain a state of good repair on a lifecycle basis.



### Expected Outcome

Monitors the interior of buses to deter crime and support the safety of customers and employees as measured by the Metrobus customer injury rate performance indicator [FY21 target of ≤154 injuries], the bus system employee injury rate performance indicator [FY21 target of ≤11.2 per 100 employees], and the rate of crimes against passengers performance indicator [FY21 target of ≤840 crimes]

### Strategic Drivers



Safety



Security



Reliability/SGR

### Overall Status

(Programs are ongoing)

Development & Evaluation	<input type="radio"/>
Implementation & Construction	<input checked="" type="radio"/>
Operations Activation	<input checked="" type="radio"/>

The replacement aspect of this project continues to be on hold. However, it's crucial to note that minimum funding is necessary to sustain the current CCTV systems. The project's focus has shifted towards implementing a "refurbish/replacement program" for CCTVs, aligning with our efforts to ensure the ongoing functionality and maintenance of these systems.

### Budget and Funding (\$ Millions)

FY2024 Current Budget	YTD % Budget Expended
\$13.10	0.0%

FY2024 Funding Sources	YTD Expended
Formula	\$0.00
PRIIA	\$0.00
Other	\$0.00
<b>Federal Subtotal</b>	<b>\$0.00</b>
System Performance	\$0.00
Reimbursable/Other	\$0.00
DC Dedicated Funding	\$0.00
MD Dedicated Funding	\$0.00
VA Non-Restricted Dedicated Funding	\$0.00
VA Restricted Dedicated Funding	\$0.00
<b>Local Subtotal</b>	<b>\$0.00</b>
<b>Debt</b>	<b>\$0.00</b>
<b>Net Accruals</b>	<b>\$0.00</b>
<b>Total FY2024 Expenditures</b>	<b>\$0.00</b>



# WASHINGTON METROPOLITAN AREA TRANSIT AUTHORITY

(CIP0007)

Top 30 Active Contracts by Allocated CIP Value

There are no active contracts associated with this CIP





# WASHINGTON METROPOLITAN AREA TRANSIT AUTHORITY

## (CIP0009) Service Vehicle Acquisition Program

### FY2024 Q2

Initiative Type: Program  
Investment Program: Support Equipment/Services  
Investment Category: Business & Operations Support

Mode: Systemwide  
Location: Systemwide

#### Description

This program acquires service and maintenance support vehicles, including police vehicles, primarily to replace vehicles that are past their useful life.



#### Expected Outcome

Maintains the fleet of service vehicles in a state of good repair and prevents potential safety and reliability problems.

#### Strategic Drivers



Safety



Security



Reliability/SGR

#### Overall Status

(Programs are ongoing)

Development & Evaluation	<input type="radio"/>
Implementation & Construction	<input checked="" type="radio"/>
Operations Activation	<input checked="" type="radio"/>

Two contracts are currently pending an award, covering the procurement of 26 Electric Sedans and 6 Wreckers for FY25. Additionally, for this quarter, we anticipate the purchase of 43 vehicles in FY24, consisting of 36 Service Support vehicles and 7 Passenger vehicles. The projection is that all 43 vehicles will be delivered by June 2024, contributing to the ongoing efforts to enhance our vehicle fleet.

#### Budget and Funding (\$ Millions)

FY2024 Current Budget	YTD % Budget Expended
\$9.10	9.4%

FY2024 Funding Sources	YTD Expended
Formula	\$0.00
PRIIA	\$0.00
Other	\$0.00
<b>Federal Subtotal</b>	<b>\$0.00</b>
System Performance	\$0.00
Reimbursable/Other	\$0.00
DC Dedicated Funding	\$0.34
MD Dedicated Funding	\$0.32
VA Non-Restricted Dedicated Funding	\$0.22
VA Restricted Dedicated Funding	\$0.07
<b>Local Subtotal</b>	<b>\$0.94</b>
<b>Debt</b>	<b>\$0.00</b>
<b>Net Accruals</b>	<b>(\$0.09)</b>
<b>Total FY2024 Expenditures</b>	<b>\$0.86</b>





# WASHINGTON METROPOLITAN AREA TRANSIT AUTHORITY

(CIP0009)

## Top 30 Active Contracts by Allocated CIP Value

Contract Number	Vendor	Activity	Contract Value	Allocated CIP Value	Contract Start Date	Contract Expiration Date
FBMNT211101	STV Incorporated	CONSULT	\$3,181,746	\$208,438	6/1/2022	5/31/2024
FSVMT211061	Samsara Inc	CONSTRUCTION	\$464,294	\$97,766	10/25/2021	10/24/2026
CSVMT222205	Lindsay Ford LLC	VEHICLES_OTHER	\$7,323,800	\$7,323,800	12/16/2022	5/22/2025
CSVMT233032B-SV	Criswell Chevrolet	VEHICLES_OTHER	\$592,348	\$592,348	8/4/2023	6/30/2025
CSVMT233032C-SV	All Roads Kenworth LLC	VEHICLES_OTHER	\$588,812	\$588,812	8/3/2023	6/30/2025
CSVMT233032D-SV	Brian Hoskins Ford	VEHICLES_OTHER	\$124,920	\$124,920	8/4/2023	6/30/2025



# WASHINGTON METROPOLITAN AREA TRANSIT AUTHORITY

## (CIP0010) Environmental Compliance Program

FY2024 Q2

Initiative Type: Program  
Investment Program: Support Equipment/Services  
Investment Category: Business & Operations Support

Mode: Systemwide  
Location: Systemwide

### Description

This program designs, upgrades and replaces equipment and facilities to mitigate environmental impacts and maintain compliance with environmental regulations and directives from regulatory agencies.



### Expected Outcome

Allows Metro operations to continue by protecting the region's natural resources and human health and complying with environmental regulations.

### Strategic Drivers



Safety



Security



Reliability/SGR

### Overall Status

(Programs are ongoing)

Development & Evaluation	●
Implementation & Construction	●
Operations Activation	●

In Q2 the design task for Pollution Prevention at Track Refueling Areas has been successfully concluded, incorporating updated construction cost estimates and schedules and enhancing the overall readiness of the project. Site Improvements at Pennsy Drive was issued a Notice to Proceed for Construction Work on December 18, 2023. The commencement of construction activities is anticipated in March 2024. The Storage Tank Replacement at Rail Yards has reached a completion of 100% of the design and is under review. While progress has been steady, the Design Sloped Landscapes task is on hold, awaiting resolution of a change order. However, plans are in place to wrap up this task no later than the end of February. The 100% submittal is scheduled for January, with the review period and closeout expected in February.

### Budget and Funding (\$ Millions)

FY2024 Current Budget	YTD % Budget Expended
\$17.70	6.7%

FY2024 Funding Sources	YTD Expended
Formula	\$0.00
PRIIA	\$0.00
Other	\$0.00
<b>Federal Subtotal</b>	\$0.00
System Performance	\$0.00
Reimbursable/Other	\$0.00
DC Dedicated Funding	\$0.03
MD Dedicated Funding	\$0.03
VA Non-Restricted Dedicated Funding	\$0.02
VA Restricted Dedicated Funding	\$0.01
<b>Local Subtotal</b>	\$0.08
<b>Debt</b>	\$1.48
<b>Net Accruals</b>	(\$0.35)
<b>Total FY2024 Expenditures</b>	\$1.18



# WASHINGTON METROPOLITAN AREA TRANSIT AUTHORITY

(CIP0010)

## Top 30 Active Contracts by Allocated CIP Value

Contract Number	Vendor	Activity	Contract Value	Allocated CIP Value	Contract Start Date	Contract Expiration Date
FQ18033G	Gannett Fleming Engineers and Architects	CONSULT	\$105,000,000	\$10,000	8/23/2018	8/30/2024
FQ19225	KCI Technologies Inc	CONSULT	\$6,426,185	\$200,000	7/29/2019	7/28/2024
FQ18033B	HNTB Corporation	CONSULT	\$106,860,293	\$294,297	8/2/2018	8/2/2024
FQ19172G	Gannett Fleming Engineers and Architects	CONSULT	\$78,300,000	\$155,152	10/3/2019	11/14/2024
FQ19172P	C C Johnson & Malhotra PC	CONSULT	\$200,000	\$117,369	10/3/2019	10/3/2024
FQ19172M	Mott MacDonald-WSP Joint Venture	CONSULT	\$61,000,000	\$16,112	10/3/2019	10/3/2024
FQ19172A	AECOM, USA, INC.	CONSULT	\$16,400,000	\$198,698	10/3/2019	11/14/2024
FQ18033B	HNTB Corporation	CONSULT	\$106,860,293	\$130,123	8/2/2018	8/2/2024
FQ19172G	Gannett Fleming Engineers and Architects	ENGINEERING	\$70,250,000	\$2,272,890	10/3/2019	10/3/2024
FQ19172A	AECOM, USA, INC.	ENGINEERING	\$15,000,000	\$269,905	10/3/2019	10/3/2024
FQ19172A	AECOM, USA, INC.	ENGINEERING	\$15,149,000	\$149,175	10/3/2019	10/3/2024



# WASHINGTON METROPOLITAN AREA TRANSIT AUTHORITY

## (CIP0015) MetroAccess Fleet Acquisition

### FY2024 Q2

Initiative Type: Program Mode: Paratransit  
Investment Program: Acquisition Location: Systemwide  
Investment Category: Bus, Bus Facilities & Paratransit

#### Description

This program acquires vehicles for the paratransit fleet (MetroAccess), consistent with the MetroAccess fleet plan. Vehicle acquisition includes purchase of vans, minivans and sedans, in addition to making the necessary retrofits to add paratransit equipment and features. This program primarily supports the replacement of paratransit vehicles on a lifecycle basis.

#### Expected Outcome

Prevents future reliability problems within the fleet as measured by the MetroAccess fleet reliability metric [FY21 target  $\geq 20,000$  miles between failure]. Newer vehicles also incorporate updated ADA standards, customer feedback on improvements and improved fuel efficiency.

#### Overall Status

(Programs are ongoing)

Development & Evaluation	
Implementation & Construction	
Operations Activation	

The 404 minivan vehicle package successfully passed the Buy America Audit in November, with the award anticipated in February 2024. Additionally, the 50 Next Gen Vehicle Package was awarded in November, signifying progress in our ongoing efforts to enhance and expand our vehicle fleet.



#### Strategic Drivers

Safety	Security	Reliability/SGR

#### Budget and Funding (\$ Millions)

FY2024 Current Budget	YTD % Budget Expended
\$14.20	4.3%

FY2024 Funding Sources	YTD Expended
Formula	\$2.05
PRIIA	\$0.00
Other	\$0.00
<b>Federal Subtotal</b>	<b>\$2.05</b>
System Performance	\$0.00
Reimbursable/Other	\$0.00
DC Dedicated Funding	\$0.09
MD Dedicated Funding	\$0.08
VA Non-Restricted Dedicated Funding	\$0.06
VA Restricted Dedicated Funding	\$0.02
<b>Local Subtotal</b>	<b>\$0.25</b>
Debt	\$0.00
Net Accruals	(\$1.68)
<b>Total FY2024 Expenditures</b>	<b>\$0.61</b>



# WASHINGTON METROPOLITAN AREA TRANSIT AUTHORITY

(CIP0015)

## Top 30 Active Contracts by Allocated CIP Value

Contract Number	Vendor	Activity	Contract Value	Allocated CIP Value	Contract Start Date	Contract Expiration Date
FACCS222159-DWG	Model 1 Commercial Vehicles, Inc.	PARA_VAN	\$11,449,750	\$11,449,750	11/15/2023	11/15/2024
FACCS233185	Sonny Merryman Inc.	PARA_MINI	\$1,682,979	\$1,682,979	1/30/2023	1/29/2024
FQ19235	Trapeze Software Group Inc	PARA_VAN	\$2,231,169	\$1,149,194	2/12/2021	3/11/2024
FACCS222296-SV	Jeezny Sourcing LLC	PARA_VAN	\$639,955	\$639,955	3/1/2023	2/29/2024
CACCS222267_0	Lytix, Inc.	PARA_VAN	\$458,334	\$175,998	3/29/2023	3/28/2024



# WASHINGTON METROPOLITAN AREA TRANSIT AUTHORITY

## (CIP0024) Track Rehabilitation Program

### FY2024 Q2

Initiative Type: Program  
Investment Program: Fixed Rail  
Investment Category: Track and Structures Rehabilitation

Mode: Rail  
Location: Systemwide

#### Description

This program replaces and rehabilitates the running rail and third rail track infrastructure and components to maintain a state of good repair.



#### Expected Outcome

Maintains track infrastructure in a state of good repair to prevent potential safety incidents and minimize disruptions to rail service as measured by the Rail Infrastructure Availability performance indicator [FY21 target  $\leq 7.9\%$  of track unavailable].

#### Strategic Drivers



Safety



Security



Reliability/SGR

#### Overall Status

(Programs are ongoing)

Development & Evaluation	
Implementation & Construction	
Operations Activation	

In Q2 the rehabilitation efforts encompassed the completion of 1,573 linear feet of grout pads, effectively addressing 477 station and tunnel leaks. 3,368 crossties were installed to enhance the overall stability and functionality of the tracks. The initiative also involved the replacement of 3,490 track fasteners and the installation of 1,523 new third rail insulators. Renewal efforts extended to 25,841 linear feet of rail, ensuring the longevity and efficiency of the track system. Track surfacing activities covered an extensive 66,999 linear feet. Beyond these track-specific improvements, essential vegetation herbicide cutting was carried out to maintain track safety and cleanliness and increased drainage rodding capacity was a crucial focus.

#### Budget and Funding (\$ Millions)

FY2024 Current Budget	YTD % Budget Expended
\$99.70	63.9%
FY2024 Funding Sources	YTD Expended
Formula	\$52.15
PRIIA	\$0.00
Other	\$0.00
Federal Subtotal	\$52.15
System Performance	\$0.00
Reimbursable/Other	\$0.00
DC Dedicated Funding	\$5.48
MD Dedicated Funding	\$5.12
VA Non-Restricted Dedicated Funding	\$3.65
VA Restricted Dedicated Funding	\$1.09
Local Subtotal	\$15.34
Debt	\$0.89
Net Accruals	(\$2.24)
Total FY2024 Expenditures	\$63.75



# WASHINGTON METROPOLITAN AREA TRANSIT AUTHORITY

(CIP0024)

## Top 30 Active Contracts by Allocated CIP Value

Contract Number	Vendor	Activity	Contract Value	Allocated CIP Value	Contract Start Date	Contract Expiration Date
FQ18033F	DHA/RK&K Joint Venture	CONSULT	\$112,802,000	\$800,660	8/16/2018	8/1/2024
FQ18033F	DHA/RK&K Joint Venture	CONSULT	\$112,802,000	\$1,693,843	8/16/2018	8/1/2024
FQ19027	Piping and Corrosion Specialties, Inc.	3RD_PARTY	\$3,988,392	\$872,982	11/29/2018	6/30/2024
FTRST233474	Progress Rail Services Corporation	EQUIP_MATL	\$10,736,727	\$8,532,024	9/20/2023	9/19/2025
FTRST233241-ER	Progress Rail Services Corporation	EQUIP_MATL	\$8,248,916	\$8,248,916	4/7/2023	4/6/2025
FTRST222209	Industrial Commercial Cleaning Group Inc	3RD_PARTY	\$2,360,158	\$2,360,158	2/1/2023	1/31/2025
C20088B	A Yankee Line Inc	BUS_BRIDGES	\$29,562,838	\$1,959,125	6/6/2020	2/2/2024
CCSCM211074	Sharp And Company	3RD_PARTY	\$14,000,000	\$1,762,015	5/17/2021	5/17/2024
FTRST211097-FQ	Hands On, LLC	3RD_PARTY	\$1,422,000	\$1,422,000	6/15/2021	6/14/2025
C20113	Transportation Management Service Inc	3RD_PARTY	\$30,473,098	\$1,132,409	5/22/2020	5/21/2024
C20088A	Transportation Management Service Inc	3RD_PARTY	\$71,491,741	\$1,015,420	2/3/2020	2/2/2024
FQ19276A	Atlantic Track & Turnout Co	EQUIP_MATL	\$0	\$884,873	12/30/2019	12/3/2024
FTRST211040	Stella-Jones Corporation	EQUIP_MATL	\$2,420,640	\$864,441	11/30/2020	11/30/2025
FQ20000C	Digging & Rigging Inc	3RD_PARTY	\$3,800,000	\$800,000	4/20/2020	4/30/2024
FQ20000B	Crane Service Company Inc	3RD_PARTY	\$500,000	\$300,000	3/19/2020	4/30/2024
FQ18033C	WSP USA Inc.	ENGINEERING	\$82,300,000	\$279,108	8/15/2018	3/31/2024
FQ19130	Lawson Concrete LLC	EQUIP_MATL	\$0	\$125,306	6/3/2019	5/16/2024
F20151B	Deangelo Brothers LLC	3RD_PARTY	\$0	\$108,000	12/7/2020	12/31/2025
F240000203	Kim Engineering Inc	3RD_PARTY	\$47,503	\$19,503	10/26/2023	10/25/2026
FTRST233389-NS	Railworks Track Services LLC	3RD_PARTY	\$496,850	\$0	7/7/2023	7/6/2025
FQ19172G	Gannett Fleming Engineers and Architects	ENGINEERING	\$70,250,000	\$7,379,143	10/3/2019	10/3/2024
FQ19172M	Mott MacDonald-WSP Joint Venture	ENGINEERING	\$61,000,000	\$436,808	10/3/2019	11/14/2024
FQ19172M	Mott MacDonald-WSP Joint Venture	ENGINEERING	\$61,000,000	\$874,321	10/3/2019	11/14/2024





# WASHINGTON METROPOLITAN AREA TRANSIT AUTHORITY

## (CIP0025) Roadway Equipment and Vehicle Program

### FY2024 Q2

Initiative Type: Program  
Investment Program: Fixed Rail  
Investment Category: Track and Structures Rehabilitation

Mode: Rail  
Location: Systemwide

#### Description

This program acquires roadway maintenance machines (RMM) used to maintain, repair, construct and inspect track and infrastructure across the system. This program replaces equipment that has reached the end of its useful life and is no longer feasible to maintain.



#### Expected Outcome

Maximizes productivity of maintenance work through timely replacement of track equipment to address equipment availability, reliability, and fewer work delays due to equipment breakdowns. This state of good repair program supports the efficient use of work time for track outages.

#### Strategic Drivers



Safety



Security



Reliability/SGR

#### Overall Status

(Programs are ongoing)

Development & Evaluation	●
Implementation & Construction	●
Operations Activation	●

In the second quarter the Bridge Inspection Vehicles project, Test 1 and Test 2 were conducted, but unfortunately, were unsuccessful. Necessary corrections have been identified and implemented to address the issues. The retesting is scheduled for Q3, aiming to achieve successful outcomes and move the project forward. Payments for the ATIV project are expected to commence from Q3FY24 and continue through Q3FY25.

#### Budget and Funding (\$ Millions)

FY2024 Current Budget	YTD % Budget Expended
\$18.80	7.9%

FY2024 Funding Sources	YTD Expended
Formula	\$0.00
PRIIA	\$0.00
Other	\$0.00
<b>Federal Subtotal</b>	\$0.00
System Performance	\$0.00
Reimbursable/Other	\$0.00
DC Dedicated Funding	\$0.01
MD Dedicated Funding	\$0.01
VA Non-Restricted Dedicated Funding	\$0.01
VA Restricted Dedicated Funding	\$0.00
<b>Local Subtotal</b>	\$0.04
<b>Debt</b>	\$2.78
<b>Net Accruals</b>	(\$1.31)
<b>Total FY2024 Expenditures</b>	\$1.49





## WASHINGTON METROPOLITAN AREA TRANSIT AUTHORITY

(CIP0025)

### Top 30 Active Contracts by Allocated CIP Value

Contract Number	Vendor	Activity	Contract Value	Allocated CIP Value	Contract Start Date	Contract Expiration Date
C20147	K&J Safety & Security Consulting	CONSULT	\$19,773,890	\$225,000	9/30/2020	10/31/2025
FQ18033E	Louis Berger (DC), PLLC/Urban Engineers	CONSULT	\$22,500,000	\$1,363,922	8/21/2018	4/1/2024
CCENV211227	Kelley Engineered Equipment LLC	EQUIPMENT	\$6,782,034	\$6,782,034	6/13/2023	6/12/2025
FQ19196	Hatch Associates Consultants Inc	ENGINEERING	\$20,055,723	\$3,078,122	7/23/2019	7/22/2024



# WASHINGTON METROPOLITAN AREA TRANSIT AUTHORITY

## (CIP0033) Revenue Facility Equipment Replacement

FY2024 Q2

Initiative Type: Project  
Investment Program: Support Equipment/Services  
Investment Category: Business & Operations Support

Mode: Bus  
Location:

### Description

This program replaces and rehabilitates deteriorated bus bins, cash vaults and other equipment used to collect and transport cash and coins.



### Expected Outcome

Improves bus revenue processing reliability by reducing equipment failures.

### Strategic Drivers



Safety



Security



Reliability/SGR

### Overall Status

Development & Evaluation	<input type="radio"/>
Implementation & Construction	<input type="radio"/>
Operations Activation	<input type="radio"/>

No activity to report

### Budget and Funding (\$ Millions)

FY2024 Current Budget	YTD % Budget Expended
\$0.00	0.0%

FY2024 Funding Sources	YTD Expended
Formula	\$0.00
PRIIA	\$0.00
Other	\$0.00
<b>Federal Subtotal</b>	<b>\$0.00</b>
System Performance	\$0.00
Reimbursable/Other	\$0.00
DC Dedicated Funding	\$0.00
MD Dedicated Funding	\$0.00
VA Non-Restricted Dedicated Funding	\$0.00
VA Restricted Dedicated Funding	\$0.00
<b>Local Subtotal</b>	<b>\$0.00</b>
<b>Debt</b>	<b>\$0.00</b>
<b>Net Accruals</b>	<b>\$0.00</b>
<b>Total FY2024 Expenditures</b>	<b>\$0.00</b>



# WASHINGTON METROPOLITAN AREA TRANSIT AUTHORITY

(CIP0033)

Top 30 Active Contracts by Allocated CIP Value

There are no active contracts associated with this CIP



# WASHINGTON METROPOLITAN AREA TRANSIT AUTHORITY

## (CIP0034) Revenue Collection Facility Rehabilitation


FY2024 Q2

Initiative Type: Project  
Investment Program: Support Equipment/Services  
Investment Category: Business & Operations Support

Mode: Systemwide  
Location: Commonwealth of Virginia

### Description

This project will rehabilitate the revenue collection facility where Metro processes revenue and restore it to a state of good repair.



### Expected Outcome

Rehabilitate Metro's facility to maintain efficient and secure revenue collection operations.

### Strategic Drivers



### Overall Status

Development & Evaluation	<input type="radio"/>
Implementation & Construction	<input checked="" type="radio"/>
Operations Activation	<input checked="" type="radio"/>

There was no activity in Q2. Design work has progressed to 100%, design is being reviewed by WMATA and the project is currently in close out phase.

### Budget and Funding (\$ Millions)

FY2024 Current Budget	YTD % Budget Expended
\$0.00	0.0%

FY2024 Funding Sources	YTD Expended
Formula	\$0.00
PRIIA	\$0.00
Other	\$0.00
<b>Federal Subtotal</b>	<b>\$0.00</b>
System Performance	\$0.00
Reimbursable/Other	\$0.00
DC Dedicated Funding	\$0.15
MD Dedicated Funding	\$0.14
VA Non-Restricted Dedicated Funding	\$0.10
VA Restricted Dedicated Funding	\$0.03
<b>Local Subtotal</b>	<b>\$0.41</b>
<b>Debt</b>	<b>\$0.00</b>
<b>Net Accruals</b>	<b>(\$0.28)</b>
<b>Total FY2024 Expenditures</b>	<b>\$0.13</b>



# WASHINGTON METROPOLITAN AREA TRANSIT AUTHORITY

(CIP0034)

## Top 30 Active Contracts by Allocated CIP Value

Contract Number	Vendor	Activity	Contract Value	Allocated CIP Value	Contract Start Date	Contract Expiration Date
FQ18033B	HNTB Corporation	CONSULT	\$106,860,293	\$130,123	8/2/2018	8/2/2024
FQ19172L	Johnson, Mirmiran & Thompson Inc.	ENGINEERING	\$5,000,000	\$2,408,142	10/3/2019	10/3/2024



# WASHINGTON METROPOLITAN AREA TRANSIT AUTHORITY

## (CIP0035) Bicycle and Pedestrian Facility Rehabilitation

### FY2024 Q2

Initiative Type: Program  
Investment Program: Platforms & Structures  
Investment Category: Stations and Passenger Facilities

Mode: Rail  
Location: Systemwide

#### Description

This program will improve non-vehicular access to Metrorail stations including: replacing bicycle racks and lockers that have reached the end of their useful life; as well as improving sidewalks and curb designs.



#### Expected Outcome

Improves the safety and security of customers through updated pedestrian access routes and bicycle storage facilities as measured by the Metrorail customer injury rate performance indicator [FY21 target of ≤177 injuries] and the rate of crimes against passengers performance indicator [FY21 target of ≤840 crimes]. Supports the region's goals of reducing vehicle use by providing additional and updated options to access Metrorail facilities by foot or bicycle.

#### Strategic Drivers



Safety



Security



Reliability/SGR

#### Overall Status

(Programs are ongoing)

Development & Evaluation	<input type="radio"/>
Implementation & Construction	<input checked="" type="radio"/>
Operations Activation	<input checked="" type="radio"/>

In the second quarter, the Bike Parking Equipment contract advertised on August 18, 2023, is under review. However, the award of the contract, initially scheduled for November, has faced delays. Consequently, there has been a subsequent postponement of the Notice to Proceed (NTP).

#### Budget and Funding (\$ Millions)

FY2024 Current Budget	YTD % Budget Expended
\$0.70	82.8%

FY2024 Funding Sources	YTD Expended
Formula	\$0.00
PRIIA	\$0.00
Other	\$0.00
<b>Federal Subtotal</b>	<b>\$0.00</b>
System Performance	\$0.52
Reimbursable/Other	\$0.00
DC Dedicated Funding	\$0.02
MD Dedicated Funding	\$0.02
VA Non-Restricted Dedicated Funding	\$0.02
VA Restricted Dedicated Funding	\$0.00
<b>Local Subtotal</b>	<b>\$0.59</b>
Debt	\$0.00
Net Accruals	\$0.06
<b>Total FY2024 Expenditures</b>	<b>\$0.58</b>



# WASHINGTON METROPOLITAN AREA TRANSIT AUTHORITY

(CIP0035)

## Top 30 Active Contracts by Allocated CIP Value

Contract Number	Vendor	Activity	Contract Value	Allocated CIP Value	Contract Start Date	Contract Expiration Date
CIT01211282	Copper River Information Technology	EQUIP_MATL	\$22,061,314	\$17,839	7/26/2021	7/31/2024



# WASHINGTON METROPOLITAN AREA TRANSIT AUTHORITY

## (CIP0036) Procurement Program Support

### FY2024 Q2

Initiative Type: Program  
Investment Program: Support Equipment/Services  
Investment Category: Business & Operations Support

Mode: Systemwide  
Location: Systemwide

#### Description

Staff support for capital program procurement activity including support for the management and oversight of Metro's Small Business and Disadvantaged Business Enterprise Programs.



#### Expected Outcome

Addresses Metro compliance with federal and local jurisdictional regulations, including those regarding minority and small business contracting matters, and supports timely procurement of capital program and project contracts.

#### Strategic Drivers



#### Overall Status

(Programs are ongoing)

Development & Evaluation	<input type="radio"/>
Implementation & Construction	<input checked="" type="radio"/>
Operations Activation	<input type="radio"/>

Continous staff support for capital program procurement activity including support for the management and oversight of Metro's Small Business and Disadvantaged Business Enterprise Programs.

#### Budget and Funding (\$ Millions)

FY2024 Current Budget	YTD % Budget Expended
\$13.00	42.8%

FY2024 Funding Sources	YTD Expended
Formula	\$0.00
PRIIA	\$0.00
Other	\$0.00
<b>Federal Subtotal</b>	<b>\$0.00</b>
System Performance	\$5.67
Reimbursable/Other	\$0.00
DC Dedicated Funding	\$0.00
MD Dedicated Funding	\$0.00
VA Non-Restricted Dedicated Funding	\$0.00
VA Restricted Dedicated Funding	\$0.00
<b>Local Subtotal</b>	<b>\$5.67</b>
<b>Debt</b>	<b>\$0.00</b>
<b>Net Accruals</b>	<b>\$0.01</b>
<b>Total FY2024 Expenditures</b>	<b>\$5.57</b>





# WASHINGTON METROPOLITAN AREA TRANSIT AUTHORITY

(CIP0036)

## Top 30 Active Contracts by Allocated CIP Value

Contract Number	Vendor	Activity	Contract Value	Allocated CIP Value	Contract Start Date	Contract Expiration Date
FQ18033C	WSP USA Inc.	CONSULT	\$83,950,000	\$189,721	8/15/2018	3/31/2024



# WASHINGTON METROPOLITAN AREA TRANSIT AUTHORITY

## (CIP0039) System Planning and Development

### FY2024 Q2

Initiative Type: Program  
Investment Program: Support Equipment/Services  
Investment Category: Business & Operations Support

Mode: Systemwide  
Location: Systemwide

#### Description

This program conducts near-term and long-range planning studies and produces plans for station improvements that improve pedestrian flow, travel time, customer experience, vertical transportation, bus and rail operations, and station access.



#### Expected Outcome

Allows Metro to continue to improve service to equitably meet customer and regional needs.

#### Strategic Drivers



#### Overall Status

(Programs are ongoing)

Development & Evaluation	●
Implementation & Construction	●
Operations Activation	●

In Q2 studies maintained their focus on critical areas such as data analytics, modeling, strategic and regional planning, corridor planning, program management, and capital and lifecycle planning. Public outreach efforts for BBNR were sustained, bolstered by the support of contracted employees. Developments include the finalization of the visionary map for BBNR. The Benefits of Transit update has entered its second deliverable stage. LBS3 is actively providing location data, contributing valuable insights, while ODLURM is approaching its final deliverables.

#### Budget and Funding (\$ Millions)

FY2024 Current Budget	YTD % Budget Expended
\$6.00	62.8%
FY2024 Funding Sources	YTD Expended
Formula	\$0.00
PRIIA	\$0.00
Other	\$0.00
Federal Subtotal	\$0.00
System Performance	\$3.93
Reimbursable/Other	\$0.00
DC Dedicated Funding	\$0.00
MD Dedicated Funding	\$0.00
VA Non-Restricted Dedicated Funding	\$0.00
VA Restricted Dedicated Funding	\$0.00
Local Subtotal	\$3.93
Debt	\$0.00
Net Accruals	\$0.27
Total FY2024 Expenditures	\$3.77



# WASHINGTON METROPOLITAN AREA TRANSIT AUTHORITY

(CIP0039)

## Top 30 Active Contracts by Allocated CIP Value

Contract Number	Vendor	Activity	Contract Value	Allocated CIP Value	Contract Start Date	Contract Expiration Date
CPLAN222199	KORBATO	CONSULT	\$1,252,116	\$1,252,116	10/18/2022	10/16/2027
CPLAN222058	University of Maryland	CONSULT	\$350,000	\$0	7/27/2022	2/29/2024
C20102H	Kimley-Horn and Associates Inc	CONSULT	\$8,860,948	\$7,660,948	10/1/2020	9/30/2024
CPLAN211091	MVS Inc	IT_SOFTWARE_OTH	\$1,298,466	\$322,174	12/8/2020	12/14/2024
CPLAN222056-KJC	Via Transportation Inc	IT_SOFTWARE_OTH	\$490,730	\$245,365	4/25/2022	4/24/2024
C20102B	Cambridge Systematics Inc	PLANNING	\$2,898,930	\$234,327	10/1/2020	9/30/2024



# WASHINGTON METROPOLITAN AREA TRANSIT AUTHORITY

## (CIP0043) Bus and Rail Scheduling and Operations Software Improvements

### FY2024 Q2

Initiative Type: Project

Investment Program: IT

Investment Category: Business & Operations Support

Mode: Systemwide

Location: Systemwide

#### Description

This project will acquire software for both bus and rail scheduling functions.



#### Expected Outcome

Increase the flexibility and efficiency of creating revenue service schedules to meet the needs of customers while reducing costs associated with operating and maintaining the system.

#### Strategic Drivers



Safety



Security



Reliability/SGR

#### Overall Status

Development & Evaluation	<input type="radio"/>
Implementation & Construction	<input checked="" type="radio"/>
Operations Activation	<input checked="" type="radio"/>

In Q2, efforts persisted in refining transit projects. The project schedule for the HASTUS PROD/DR Environment was under review with the goal of shortening the completion date from the current projection of 2027. Work on Phase 3 of the Bus Scheduling project continued, with the Detail Design Specification (DDS) in progress and under review, contributing to efforts to improve bus scheduling efficiency. Advancements were made in the BTRA Form Digitization Process Automation project, with defined resource requirements and a Purchase Request (PR) in process. This initiative contributes to the digitization and automation of bus transportation administration forms, improving overall operational efficiency.

#### Budget and Funding (\$ Millions)

FY2024 Current Budget	YTD % Budget Expended
\$4.30	38.0%

FY2024 Funding Sources	YTD Expended
Formula	\$0.00
PRIIA	\$0.00
Other	\$0.00
<b>Federal Subtotal</b>	<b>\$0.00</b>
System Performance	\$0.00
Reimbursable/Other	\$0.00
DC Dedicated Funding	\$0.59
MD Dedicated Funding	\$0.55
VA Non-Restricted Dedicated Funding	\$0.39
VA Restricted Dedicated Funding	\$0.12
<b>Local Subtotal</b>	<b>\$1.64</b>
<b>Debt</b>	<b>\$0.01</b>
<b>Net Accruals</b>	<b>\$0.04</b>
<b>Total FY2024 Expenditures</b>	<b>\$1.64</b>



# WASHINGTON METROPOLITAN AREA TRANSIT AUTHORITY

(CIP0043)

Top 30 Active Contracts by Allocated CIP Value

There are no active contracts associated with this CIP



# WASHINGTON METROPOLITAN AREA TRANSIT AUTHORITY

## (CIP0054) Customer Electronic Comms

FY2024 Q2

Initiative Type: Project

Mode:

Investment Program:

Location: Systemwide

Investment Category: Business & Operations Support

### Description

### Expected Outcome

### Strategic Drivers



### Overall Status

Development & Evaluation	<input type="radio"/>
Implementation & Construction	<input type="radio"/>
Operations Activation	<input type="radio"/>

- No activities.

### Budget and Funding (\$ Millions)

FY2024 Current Budget	YTD % Budget Expended
\$0.30	-3.6%

FY2024 Funding Sources	YTD Expended
Formula	\$0.00
PRIIA	\$0.00
Other	\$0.00
<b>Federal Subtotal</b>	<b>\$0.00</b>
System Performance	\$0.00
Reimbursable/Other	\$0.00
DC Dedicated Funding	\$0.00
MD Dedicated Funding	\$0.00
VA Non-Restricted Dedicated Funding	\$0.00
VA Restricted Dedicated Funding	\$0.00
<b>Local Subtotal</b>	<b>(\$0.01)</b>
<b>Debt</b>	<b>\$0.00</b>
<b>Net Accruals</b>	<b>\$0.00</b>
<b>Total FY2024 Expenditures</b>	<b>(\$0.01)</b>



# WASHINGTON METROPOLITAN AREA TRANSIT AUTHORITY

(CIP0054)

Top 30 Active Contracts by Allocated CIP Value

There are no active contracts associated with this CIP



# WASHINGTON METROPOLITAN AREA TRANSIT AUTHORITY

## (CIP0056) Rail Service Management Software Improvements

FY2024 Q2

Initiative Type: Program  
Investment Program: IT  
Investment Category: Business & Operations Support

Mode: Rail  
Location: Systemwide

### Description

This program will provide software updates and system integration between the Rail Operations Control Center (ROCC) and Passenger Information Display System (PIDS) at each station, ensuring train information is accurate and available to customers.



### Expected Outcome

Provides information to Metrorail customers and employees regarding train arrival schedules and service disruptions.

### Strategic Drivers



### Overall Status

(Programs are ongoing)

Development & Evaluation	●
Implementation & Construction	●
Operations Activation	●

In Q2, the emphasis continued on the Passenger Information Display System (PIDS) EclipsX. The ongoing efforts centered around software enhancements, customization, and maintenance, highlighting the dedication to ensuring the efficient and reliable functioning of the system.

### Budget and Funding (\$ Millions)

FY2024 Current Budget	YTD % Budget Expended
\$0.00	0.0%

FY2024 Funding Sources	YTD Expended
Formula	\$0.00
PRIIA	\$0.00
Other	\$0.00
<b>Federal Subtotal</b>	<b>\$0.00</b>
System Performance	\$0.00
Reimbursable/Other	\$0.00
DC Dedicated Funding	\$0.00
MD Dedicated Funding	\$0.00
VA Non-Restricted Dedicated Funding	\$0.00
VA Restricted Dedicated Funding	\$0.00
<b>Local Subtotal</b>	<b>\$0.01</b>
<b>Debt</b>	<b>\$0.00</b>
<b>Net Accruals</b>	<b>(\$0.01)</b>
<b>Total FY2024 Expenditures</b>	<b>\$0.00</b>





# WASHINGTON METROPOLITAN AREA TRANSIT AUTHORITY

(CIP0056)

## Top 30 Active Contracts by Allocated CIP Value

Contract Number	Vendor	Activity	Contract Value	Allocated CIP Value	Contract Start Date	Contract Expiration Date
CIT01211282	Copper River Information Technology	IT_HARDWRE_RAIL	\$22,061,314	\$952,159	7/26/2021	7/31/2024



# WASHINGTON METROPOLITAN AREA TRANSIT AUTHORITY

## (CIP0059) 8000-Series Railcars

### FY2024 Q2

Initiative Type: Project  
Investment Program: Acquisition  
Investment Category: Railcar and Railcar Facilities

Mode: Rail  
Location: Systemwide

#### Description

This project acquires up to 800 new 8000 series railcars. The initial 360 vehicles replace the 2000 and 3000 series railcars.



#### Expected Outcome

Acquires new railcars to allow for retirement of the 2000 and 3000 series cars at the end of their 40-year service life. Maintaining the rail fleet in a state of good repair prevents future safety and reliability concerns as measured by the Rail Fleet Reliability performance indicator [FY21  $\geq 15,000$  miles between failure]. In addition, new railcars reduce maintenance needs, and provides improved customer features.

#### Strategic Drivers



#### Overall Status

Development & Evaluation	<input type="radio"/>
Implementation & Construction	<input checked="" type="radio"/>
Operations Activation	<input type="radio"/>

In the second quarter, the 8000-series railcar project faced challenges and delays in its schedule due to scope changes resulting from MOD 007 (Open Gangway System) and the Enterprise Video System (EVS) integration requirements with Hitachi. This has led to a reassessment of the completion timeline for several milestones originally anticipated in FY24. The impacted milestones currently under review include:

- 4D Approval of Carbody Stress Analysis
- 5B Approval of Master Test Plan
- 4B Approval of Overall System Functional Description
- 4C Approval of System Functional Description for each system
- 5A Approval of Underfloor Equipment Mock-up
- 6A Approval of A-car Mock-up
- 4E Approval of Cab Soft Mock-up

#### Budget and Funding (\$ Millions)

FY2024 Current Budget	YTD % Budget Expended	
\$57.10	14.3%	
FY2024 Funding Sources		YTD Expended
Formula		\$0.00
PRIIA		\$0.00
Other		\$0.00
Federal Subtotal		\$0.00
System Performance		\$0.00
Reimbursable/Other		\$0.00
DC Dedicated Funding		\$0.08
MD Dedicated Funding		\$0.08
VA Non-Restricted Dedicated Funding		\$0.06
VA Restricted Dedicated Funding		\$0.02
Local Subtotal		\$0.23
Debt		\$11.87
Net Accruals		(\$3.94)
Total FY2024 Expenditures		\$8.14



# WASHINGTON METROPOLITAN AREA TRANSIT AUTHORITY

(CIP0059)

## Top 30 Active Contracts by Allocated CIP Value

Contract Number	Vendor	Activity	Contract Value	Allocated CIP Value	Contract Start Date	Contract Expiration Date
F20101_SS_B	Susan Fitzgerald & Associates, Inc.	CONSULT	\$5,317,279	\$5,317,278	4/1/2021	3/31/2024
CCSCM211074	Sharp And Company	CONSULT	\$14,000,000	\$144,063	5/17/2021	5/17/2024
CQ19038	Hitachi Rail Washington LLC	RAILCARS	\$730,000,000	\$730,000,000	11/30/2020	11/29/2030
FQ18149	Hatch Associates Consultants Inc	ENGINEERING	\$39,683,664	\$26,786,269	9/18/2018	9/17/2025



# WASHINGTON METROPOLITAN AREA TRANSIT AUTHORITY

## (CIP0063) Rail Vehicle Scheduled Maintenance Program

### FY2024 Q2

Initiative Type: Program  
Investment Program: Maintenance/Overhaul  
Investment Category: Railcar and Railcar Facilities

Mode: Rail  
Location: Systemwide

#### Description

This program will support scheduled overhauls of approximately one-fifth of the fleet (225 cars) annually. Major rail vehicle systems overhauled include, but are not limited to, replacement of wheels, brakes, traction motors, propulsion systems, HVAC, couplers and vital relays.



#### Expected Outcome

Maintains the rail fleet in a state of good repair to prevent future safety and reliability concerns as measured by the Rail Fleet Reliability performance indicator [FY21  $\geq 15000$  miles between failure] and the Metrorail customer injury rate performance indicator [FY21 target of  $\leq 177$  injuries].

#### Strategic Drivers



Safety



Security



Reliability/SGR

#### Overall Status

(Programs are ongoing)

Development & Evaluation	<input type="radio"/>
Implementation & Construction	<input checked="" type="radio"/>
Operations Activation	<input checked="" type="radio"/>

In Q2, Metro's focus on the Scheduled Maintenance Program (SMP) for railcar overhauls and rehabilitation continued with several developments. For the 2000 Series Rehab, work began on 14 railcars, but completion was hindered by a delay in HVAC parts, resulting in the overhaul of zero cars during this quarter. The 3000 Series SMP did not see any railcars undergoing overhauls in Q2. However, pre-SMP work was initiated for the next iteration of the 3000-Series SMP during this quarter. In the 6000 Series Coupler Campaign, there were no railcars addressed during Q2. The 7000 Series SMP, similar to the previous quarter, did not see any railcars undergoing overhauls in this quarter. A significant development occurred in the 7000 Series Wheelset Replacement Program (WRP). Agreement from the WMSC was secured on October 17th, and production commenced on October 23rd. The entire 7K fleet is expected to be completed over the course of three years.

#### Budget and Funding (\$ Millions)

FY2024 Current Budget	YTD % Budget Expended
\$86.30	68.0%

FY2024 Funding Sources	YTD Expended
Formula	\$38.54
PRIIA	\$0.31
Other	\$0.00
<b>Federal Subtotal</b>	<b>\$38.85</b>
System Performance	\$0.00
Reimbursable/Other	\$0.00
DC Dedicated Funding	\$7.26
MD Dedicated Funding	\$6.79
VA Non-Restricted Dedicated Funding	\$4.85
VA Restricted Dedicated Funding	\$1.44
<b>Local Subtotal</b>	<b>\$20.34</b>
<b>Debt</b>	<b>\$0.00</b>
<b>Net Accruals</b>	<b>\$0.75</b>
<b>Total FY2024 Expenditures</b>	<b>\$58.65</b>



# WASHINGTON METROPOLITAN AREA TRANSIT AUTHORITY

(CIP0063)

## Top 30 Active Contracts by Allocated CIP Value

Contract Number	Vendor	Activity	Contract Value	Allocated CIP Value	Contract Start Date	Contract Expiration Date
FQ18033G	Gannett Fleming Engineers and Architects	CONSULT	\$105,000,000	\$50,000	8/23/2018	8/30/2024
FCMNT211263	Kawasaki Rail Car Inc	RAIL_REHAB	\$85,021,056	\$42,510,528	4/5/2022	4/4/2025
FCMNT211163-RLJ	Knorr Brake Holding Corporation	RAIL_REHAB	\$25,884,972	\$25,884,972	4/12/2022	9/22/2024
FCMNT222203-RLJ-	Voith US Inc	RAIL_REHAB	\$25,351,114	\$12,675,557	1/2/2023	1/1/2026
FCMNT222310	Dellner Inc	RAIL_REHAB	\$45,000,000	\$12,633,840	1/25/2023	1/25/2026
FCMNT222242	Knorr Brake Holding Corporation	RAIL_REHAB	\$5,975,724	\$5,975,724	5/1/2023	4/30/2024
FCMNT233010-ER	Westinghouse Air Brake Technologies Corp	RAIL_REHAB	\$5,681,212	\$5,681,212	3/31/2023	3/30/2025
FCMNT233338-RLJ	Standard Steel LLC	RAIL_REHAB	\$2,350,000	\$2,350,000	3/21/2023	5/20/2024
FCMNT233236-NS	RDG LLC	REPAIRABLES	\$1,837,975	\$1,837,975	5/19/2023	5/18/2025
FCMNT233016	Knorr Brake Holding Corporation	RAIL_REHAB	\$1,170,642	\$1,170,642	2/27/2023	2/26/2024
FCMNT244016	International Process	RAIL_REHAB	\$409,100	\$818,200	8/30/2023	1/30/2024
FCMNT222238	Schunk Cardon Technology LLC	RAIL_REHAB	\$706,000	\$470,430	10/3/2022	10/2/2024
C20187	Knorr Brake Company	REPAIRABLES	\$1,798,953	\$150,000	1/3/2022	1/2/2024
CCMNT211126-ER	NSH USA Corporation	RAIL_REHAB	\$523,835	\$104,485	9/14/2021	9/20/2024
F20172	Dellner Inc	RAIL_REHAB	\$13,000,000	\$3,570	7/6/2021	7/5/2024
CCMNT233293-RLJ	Transit Sourcing Services Inc	EQUIP_MATL	\$0	\$28,680,000	2/27/2023	2/26/2026
FCMNT233399	Bureau Veritas North America, Inc.	3RD_PARTY	\$341,842	\$341,842	5/9/2023	5/8/2026



# WASHINGTON METROPOLITAN AREA TRANSIT AUTHORITY

## (CIP0067) Rail Vehicle Safety & Reliability Improvements

### FY2024 Q2

Initiative Type: Program  
Investment Program: Maintenance/Overhaul  
Investment Category: Railcar and Railcar Facilities  
Mode: Rail  
Location: Systemwide

#### Description

This program performs engineering analysis, diagnosis, testing and resolution of safety, maintenance and operational issues for Metro railcars.



#### Expected Outcome

Improves and maintains the reliability of the railcar fleet as measured by the Rail Fleet Reliability performance indicator [FY21  $\geq 15,000$  miles between failure].

#### Strategic Drivers



Safety



Security



Reliability/SGR

#### Overall Status

(Programs are ongoing)

Development & Evaluation	<input type="radio"/>
Implementation & Construction	<input checked="" type="radio"/>
Operations Activation	<input type="radio"/>

In Q2, the Automatic Wayside Inspections project at East Falls Church witnessed the continuation of ongoing civil work at Site 5. The completion of this civil work is now expected by March, with the February timeline allocated for the conclusion of civil work and the subsequent installation scheduled for March.

#### Budget and Funding (\$ Millions)

FY2024 Current Budget	YTD % Budget Expended
\$5.60	19.9%

FY2024 Funding Sources	YTD Expended
Formula	\$0.00
PRIIA	\$0.00
Other	\$0.06
<b>Federal Subtotal</b>	<b>\$0.06</b>
System Performance	\$0.00
Reimbursable/Other	\$0.00
DC Dedicated Funding	\$0.38
MD Dedicated Funding	\$0.36
VA Non-Restricted Dedicated Funding	\$0.25
VA Restricted Dedicated Funding	\$0.08
<b>Local Subtotal</b>	<b>\$1.06</b>
Debt	\$0.00
Net Accruals	\$0.00
<b>Total FY2024 Expenditures</b>	<b>\$1.12</b>



# WASHINGTON METROPOLITAN AREA TRANSIT AUTHORITY

(CIP0067)

## Top 30 Active Contracts by Allocated CIP Value

Contract Number	Vendor	Activity	Contract Value	Allocated CIP Value	Contract Start Date	Contract Expiration Date
FQ18033G	Gannett Fleming Engineers and Architects	CONSULT	\$105,000,000	\$30,000	8/23/2018	8/30/2024
C20147	K&J Safety & Security Consulting	CONSULT	\$19,773,890	\$15,000	9/30/2020	10/31/2025
FQ18033F	DHA/RK&K Joint Venture	CONSULT	\$115,000,000	\$5,000	8/16/2018	8/1/2024
FQ19148	Hatch Associates Consultants Inc	ENGINEERING	\$31,655,474	\$175,558	7/8/2019	6/30/2026





# WASHINGTON METROPOLITAN AREA TRANSIT AUTHORITY

## (CIP0072) Elevator Rehabilitation Program

### FY2024 Q2

Initiative Type: Program  
Investment Program: Vertical Transportation  
Investment Category: Stations and Passenger Facilities

Mode: Rail  
Location: Systemwide

#### Description

This program rehabilitates elevators at Metrorail stations across the system including the replacement of internal elevator components and lighting upgrades to maintain a state of good repair.



#### Expected Outcome

Maintains elevators in a state of good repair to preserve availability as measured by the Elevator Availability key performance indicator [FY21 target  $\geq 97\%$ ].

#### Strategic Drivers



#### Overall Status

(Programs are ongoing)

Development & Evaluation	<input type="radio"/>
Implementation & Construction	<input checked="" type="radio"/>
Operations Activation	<input checked="" type="radio"/>

No new units complete. A new contract is expected to be awarded in Q3.

#### Budget and Funding (\$ Millions)

FY2024 Current Budget	YTD % Budget Expended
\$6.60	20.5%

FY2024 Funding Sources	YTD Expended
Formula	\$0.00
PRIIA	\$0.74
Other	\$0.00
<b>Federal Subtotal</b>	<b>\$0.74</b>
System Performance	\$0.00
Reimbursable/Other	\$0.00
DC Dedicated Funding	\$0.02
MD Dedicated Funding	\$0.02
VA Non-Restricted Dedicated Funding	\$0.01
VA Restricted Dedicated Funding	\$0.00
<b>Local Subtotal</b>	<b>\$0.05</b>
<b>Debt</b>	<b>\$0.65</b>
<b>Net Accruals</b>	<b>\$0.00</b>
<b>Total FY2024 Expenditures</b>	<b>\$1.35</b>





# WASHINGTON METROPOLITAN AREA TRANSIT AUTHORITY

(CIP0072)

## Top 30 Active Contracts by Allocated CIP Value

Contract Number	Vendor	Activity	Contract Value	Allocated CIP Value	Contract Start Date	Contract Expiration Date
FRBIR222275	C3M Power Systems, LLC	CONSTRUCTION	\$108,102,205	\$140,151	10/26/2022	10/25/2027
FQ14021R	Tompkins/Mid-American JV	CONSTRUCTION	\$44,238,761	\$79,757	4/9/2014	7/24/2024
FBPLN222297-SV	Benons LLC	3RD_PARTY	\$1,520,324	\$633,910	11/1/2022	10/31/2024



# WASHINGTON METROPOLITAN AREA TRANSIT AUTHORITY

## (CIP0073) Escalator Rehabilitation Program

FY2024 Q2

Initiative Type: Program  
Investment Program: Vertical Transportation  
Investment Category: Stations and Passenger Facilities

Mode: Rail  
Location: Systemwide

### Description

This program rehabilitates escalators at Metrorail stations to maintain a state of good repair.



### Expected Outcome

Maintains escalators in a state of good repair to prevent potential safety issues and preserve availability as measured by the Escalator Availability key performance indicator [FY21 target ≥92%].

### Strategic Drivers



Safety



Security



Reliability/SGR

### Overall Status

(Programs are ongoing)

Development & Evaluation	<input type="radio"/>
Implementation & Construction	<input checked="" type="radio"/>
Operations Activation	<input checked="" type="radio"/>

In the second quarter, progress continued in the Escalator Replacement Program. One escalator was replaced at Hyattsville and a replacement is ongoing at McPherson Sq.

### Budget and Funding (\$ Millions)

FY2024 Current Budget	YTD % Budget Expended
\$19.70	11.9%

FY2024 Funding Sources	YTD Expended
Formula	\$0.00
PRIIA	\$2.24
Other	\$0.00
<b>Federal Subtotal</b>	<b>\$2.24</b>
System Performance	\$0.00
Reimbursable/Other	\$0.00
DC Dedicated Funding	\$0.03
MD Dedicated Funding	\$0.03
VA Non-Restricted Dedicated Funding	\$0.02
VA Restricted Dedicated Funding	\$0.01
<b>Local Subtotal</b>	<b>\$0.09</b>
<b>Debt</b>	<b>\$1.41</b>
<b>Net Accruals</b>	<b>\$0.00</b>
<b>Total FY2024 Expenditures</b>	<b>\$2.35</b>



# WASHINGTON METROPOLITAN AREA TRANSIT AUTHORITY

(CIP0073)

## Top 30 Active Contracts by Allocated CIP Value

Contract Number	Vendor	Activity	Contract Value	Allocated CIP Value	Contract Start Date	Contract Expiration Date
FQ19006	TMAKm Joint Venture	CONSTRUCTION	\$65,383,719	\$65,383,719	8/28/2019	8/27/2024
FRBIR222275	C3M Power Systems, LLC	CONSTRUCTION	\$108,102,205	\$35,570	10/26/2022	10/25/2027



# WASHINGTON METROPOLITAN AREA TRANSIT AUTHORITY

## (CIP0074) Parking Access & Collection Equipment

FY2024 Q2

Initiative Type: Project

Mode:

Investment Program:

Location: Systemwide

Investment Category:

### Description



### Expected Outcome

#### Strategic Drivers



Safety



Security



Reliability/SGR

### Overall Status

Development & Evaluation	<input type="radio"/>
Implementation & Construction	<input type="radio"/>
Operations Activation	<input type="radio"/>

No activities

#### Budget and Funding (\$ Millions)

FY2024 Current Budget	YTD % Budget Expended
\$0.00	0.0%

FY2024 Funding Sources	YTD Expended
Formula	\$0.00
PRIIA	\$0.00
Other	\$0.00
<b>Federal Subtotal</b>	<b>\$0.00</b>
System Performance	\$0.02
Reimbursable/Other	\$0.00
DC Dedicated Funding	\$0.00
MD Dedicated Funding	\$0.00
VA Non-Restricted Dedicated Funding	\$0.00
VA Restricted Dedicated Funding	\$0.00
<b>Local Subtotal</b>	<b>\$0.02</b>
<b>Debt</b>	<b>\$0.00</b>
<b>Net Accruals</b>	<b>(\$0.05)</b>
<b>Total FY2024 Expenditures</b>	<b>(\$0.03)</b>



# WASHINGTON METROPOLITAN AREA TRANSIT AUTHORITY

(CIP0074)

Top 30 Active Contracts by Allocated CIP Value

There are no active contracts associated with this CIP



# WASHINGTON METROPOLITAN AREA TRANSIT AUTHORITY

## (CIP0076) Rail System Power Upgrades

### FY2024 Q2

Initiative Type: Project  
Investment Program: Power  
Investment Category: Rail Systems

Mode: Rail  
Location: Systemwide

#### Description

This project will upgrade and replace electrical infrastructure equipment to improve performance of the rail power system and accommodate additional eight-car trains. Upgrades to the rail power infrastructure include traction power substations, tie breaker stations, cabling, and transformers to both increase system capacity and reliability. Future upgrades on the Red, Yellow, and Green lines will be completed with the needed state of good repair work under CIP0253.



#### Expected Outcome

Contributes to Metro's ability to operate more eight-car trains in revenue service to increase capacity, reduce crowding, and improve the riding experience for Metrorail customers.

#### Strategic Drivers



#### Overall Status

Development & Evaluation	<input type="radio"/>
Implementation & Construction	<input checked="" type="radio"/>
Operations Activation	<input checked="" type="radio"/>

In Q2, Metro continued its focus on the traction power upgrades, particularly in the context of the FQ19061 RGO Contract. The efforts involved the continuation of contract closeout activities, including the generation of Test Reports, manuals, and As-Builts.

#### Budget and Funding (\$ Millions)

FY2024 Current Budget	YTD % Budget Expended
\$5.90	69.1%

FY2024 Funding Sources	YTD Expended
Formula	\$0.00
PRIIA	\$0.00
Other	\$0.00
<b>Federal Subtotal</b>	<b>\$0.00</b>
System Performance	\$0.00
Reimbursable/Other	\$0.49
DC Dedicated Funding	\$0.00
MD Dedicated Funding	\$0.00
VA Non-Restricted Dedicated Funding	\$0.00
VA Restricted Dedicated Funding	\$0.00
<b>Local Subtotal</b>	<b>\$0.49</b>
<b>Debt</b>	<b>\$6.35</b>
<b>Net Accruals</b>	<b>(\$0.78)</b>
<b>Total FY2024 Expenditures</b>	<b>\$4.08</b>



# WASHINGTON METROPOLITAN AREA TRANSIT AUTHORITY

(CIP0076)

## Top 30 Active Contracts by Allocated CIP Value

Contract Number	Vendor	Activity	Contract Value	Allocated CIP Value	Contract Start Date	Contract Expiration Date
C20147	K&J Safety & Security Consulting	CONSTRUCTION	\$19,773,890	\$75,000	9/30/2020	10/31/2025





# WASHINGTON METROPOLITAN AREA TRANSIT AUTHORITY

## (CIP0084) Southern Ave Bus Garage

FY2024 Q2

Initiative Type:

Investment Program:

Investment Category:

Mode:

Location:

### Description



### Expected Outcome

### Strategic Drivers



Safety



Security



Reliability/SGR

### Overall Status

Development & Evaluation	<input type="radio"/>
Implementation & Construction	<input type="radio"/>
Operations Activation	<input type="radio"/>

No progress to report

### Budget and Funding (\$ Millions)

FY2024 Current Budget	YTD % Budget Expended
\$0.00	0.0%

FY2024 Funding Sources	YTD Expended
Formula	\$0.00
PRIIA	\$0.00
Other	\$0.00
<b>Federal Subtotal</b>	<b>\$0.00</b>
System Performance	\$0.00
Reimbursable/Other	\$0.00
DC Dedicated Funding	\$0.00
MD Dedicated Funding	\$0.00
VA Non-Restricted Dedicated Funding	\$0.00
VA Restricted Dedicated Funding	\$0.00
<b>Local Subtotal</b>	<b>\$0.00</b>
<b>Debt</b>	<b>\$0.00</b>
<b>Net Accruals</b>	<b>\$0.00</b>
<b>Total FY2024 Expenditures</b>	<b>\$0.00</b>



# WASHINGTON METROPOLITAN AREA TRANSIT AUTHORITY

(CIP0084)

Top 30 Active Contracts by Allocated CIP Value

There are no active contracts associated with this CIP



# WASHINGTON METROPOLITAN AREA TRANSIT AUTHORITY

## (CIP0087) Station and Facility Restoration Program

### FY2024 Q2

Initiative Type: Program  
Investment Program: Platforms & Structures  
Investment Category: Stations and Passenger Facilities

Mode: Rail  
Location: Systemwide

#### Description

This program consists of evaluation of station condition, replacement of worn materials and fixtures, thorough cleaning and power washing of concrete and architectural features and the rehabilitation of restrooms and breakrooms. Each Metrorail station is scheduled for restoration approximately every four years.



#### Expected Outcome

Provides customers and employees with a safe, clean and well-maintained environment.

#### Strategic Drivers



Safety



Security



Reliability/SGR

#### Overall Status

(Programs are ongoing)

Development & Evaluation	
Implementation & Construction	
Operations Activation	

In Q2, WMATA sustained its commitment to station rehabilitations and restroom renovations. December saw the rehabs of stations in Largo, Bethesda and Cleveland Park. The station rehabilitations for Tysons Corner, Greensboro, and Branch Ave. were successfully completed in September. The interior work has been completed on schedule. However the exterior work has been delayed due to weather issues. Simultaneously, the restroom renovation project marked completion for Waterfront, Minnesota Ave., Glenmont (Men's), and Wheaton in November 2023. The current phase involves renovations at Crystal City, Pentagon, Glenmont (Customer's), Huntington, Addison Road, College Park, Grosvenor-Strathmore, and Twinbrook, with an anticipated completion date set for January 2024.

#### Budget and Funding (\$ Millions)

FY2024 Current Budget	YTD % Budget Expended
\$11.40	47.2%

FY2024 Funding Sources	YTD Expended
Formula	\$0.00
PRIIA	\$0.00
Other	\$0.00
<b>Federal Subtotal</b>	<b>\$0.00</b>
System Performance	\$0.00
Reimbursable/Other	\$0.00
DC Dedicated Funding	\$0.68
MD Dedicated Funding	\$0.63
VA Non-Restricted Dedicated Funding	\$0.45
VA Restricted Dedicated Funding	\$0.13
<b>Local Subtotal</b>	<b>\$1.90</b>
<b>Debt</b>	<b>\$3.61</b>
<b>Net Accruals</b>	<b>\$0.01</b>
<b>Total FY2024 Expenditures</b>	<b>\$5.38</b>



# WASHINGTON METROPOLITAN AREA TRANSIT AUTHORITY

(CIP0087)

## Top 30 Active Contracts by Allocated CIP Value

Contract Number	Vendor	Activity	Contract Value	Allocated CIP Value	Contract Start Date	Contract Expiration Date
FQ18033G	Gannett Fleming Engineers and Architects	CONSULT	\$105,000,000	\$832,950	8/23/2018	8/30/2024
FQ18033F	DHA/RK&K Joint Venture	CONSULT	\$115,000,000	\$46,410	8/16/2018	8/1/2024
FRBIR222275	C3M Power Systems, LLC	CONSTRUCTION	\$108,102,205	\$211,878	10/26/2022	10/25/2027



# WASHINGTON METROPOLITAN AREA TRANSIT AUTHORITY

## (CIP0088) Station Entrance Canopy Installation

### FY2024 Q2

Initiative Type: Project  
Investment Program: Platforms & Structures  
Investment Category: Stations and Passenger Facilities

Mode: Rail  
Location: Systemwide

#### Description

This project installs new station entrance canopies over entry escalators and stairways.



#### Expected Outcome

Improves the reliability and useful life of escalators by protecting escalators and stairways from exposure to weather as measured by the Escalator Availability key performance indicator [FY21 target ≥92%]. Provides additional coverage for customers as they enter and exit the station.

#### Strategic Drivers



#### Overall Status

Development & Evaluation	<input type="radio"/>
Implementation & Construction	<input checked="" type="radio"/>
Operations Activation	<input checked="" type="radio"/>

In the second quarter, Metro sustained its efforts on the Station Entrance Canopy project, which encompasses ongoing work at two stairways and five canopy locations. The contractor remains actively involved in modifying retaining walls at three canopy locations, namely Judiciary Square, Archives, and Smithsonian, with this work anticipated to continue through February 2024. Simultaneously, the fabrication process for the Arlington Cemetery South canopy is underway and is expected to continue through February 2024.

#### Budget and Funding (\$ Millions)

FY2024 Current Budget	YTD % Budget Expended
\$8.80	31.0%

FY2024 Funding Sources	YTD Expended
Formula	\$1.58
PRIIA	\$0.00
Other	\$0.00
<b>Federal Subtotal</b>	<b>\$1.58</b>
System Performance	\$0.00
Reimbursable/Other	\$0.00
DC Dedicated Funding	\$0.33
MD Dedicated Funding	\$0.31
VA Non-Restricted Dedicated Funding	\$0.22
VA Restricted Dedicated Funding	\$0.07
<b>Local Subtotal</b>	<b>\$0.93</b>
<b>Debt</b>	<b>\$0.00</b>
<b>Net Accruals</b>	<b>\$0.33</b>
<b>Total FY2024 Expenditures</b>	<b>\$2.73</b>



# WASHINGTON METROPOLITAN AREA TRANSIT AUTHORITY

(CIP0088)

## Top 30 Active Contracts by Allocated CIP Value

Contract Number	Vendor	Activity	Contract Value	Allocated CIP Value	Contract Start Date	Contract Expiration Date
FQ18033C	WSP USA Inc.	CONSULT	\$83,950,000	\$10,000	8/15/2018	3/31/2024
FQ19172G	Gannett Fleming Engineers and Architects	CONSULT	\$78,300,000	\$701,892	10/3/2019	11/14/2024
CCSCM211074	Sharp And Company	CONSULT	\$14,000,000	\$28,708	5/17/2021	5/17/2024
FMCAP211066	Clark Construction Group, LLC	CONSTRUCTIO N	\$36,253,061	\$36,253,061	9/16/2021	9/15/2026
C20147	K&J Safety & Security Consulting	CONSTRUCTIO N	\$19,773,890	\$30,000	9/30/2020	10/31/2025
FQ19172G	Gannett Fleming Engineers and Architects	ENGINEERING	\$72,500,000	\$355,511	10/3/2019	10/3/2024



# WASHINGTON METROPOLITAN AREA TRANSIT AUTHORITY

## (CIP0099) Joint Development Program Support

### FY2024 Q2

Initiative Type: Program  
Investment Program: Support Equipment/Services  
Investment Category: Business & Operations Support

Mode: Systemwide  
Location: Systemwide

#### Description

This program supports the technical, legal, real estate advisory, and related services to support joint development planning and execution.



#### Expected Outcome

Allows Metro to perform appropriate due diligence and accelerates the process to support joint development near stations, increase ridership and economic development.

#### Strategic Drivers



#### Overall Status

(Programs are ongoing)

Development & Evaluation	
Implementation & Construction	
Operations Activation	

In Q2, Metro continued efforts in providing support for various facets of capital project coordination. The focus remained on evaluating market readiness, infrastructure requirements, and development capacity to align station-adjacent land development with jurisdictional interests. This ongoing support aims to facilitate the seamless coordination of capital projects and ensure alignment with the needs and capacities of the surrounding areas.

#### Budget and Funding (\$ Millions)

FY2024 Current Budget	YTD % Budget Expended
\$2.20	56.0%

FY2024 Funding Sources	YTD Expended
Formula	\$0.00
PRIIA	\$0.00
Other	\$0.00
<b>Federal Subtotal</b>	<b>\$0.00</b>
System Performance	\$1.50
Reimbursable/Other	\$0.00
DC Dedicated Funding	\$0.00
MD Dedicated Funding	\$0.00
VA Non-Restricted Dedicated Funding	\$0.00
VA Restricted Dedicated Funding	\$0.00
<b>Local Subtotal</b>	<b>\$1.50</b>
<b>Debt</b>	<b>\$0.00</b>
<b>Net Accruals</b>	<b>(\$0.24)</b>
<b>Total FY2024 Expenditures</b>	<b>\$1.23</b>



# WASHINGTON METROPOLITAN AREA TRANSIT AUTHORITY

(CIP0099)

## Top 30 Active Contracts by Allocated CIP Value

Contract Number	Vendor	Activity	Contract Value	Allocated CIP Value	Contract Start Date	Contract Expiration Date
CLAND211254-5E (DBE)	Hayat Brown LLC	CONSULT	\$0	\$499,612	12/9/2022	11/15/2027
FQ18033C	WSP USA Inc.	CONSULT	\$83,950,000	\$397,599	8/15/2018	3/31/2024
CLAND211254-2D	HR&A Advisors Inc	CONSULT	\$0	\$340,675	11/16/2022	11/15/2027
CCSCM211074	Sharp And Company	CONSULT	\$14,000,000	\$308,707	5/17/2021	5/17/2024
CLAND211254-5C	Jones Lang LaSalle Americas Inc	CONSULT	\$0	\$249,917	11/16/2022	11/15/2027
CLAND211254-5D	Redgate Real Estate Advisors LLC	CONSULT	\$0	\$249,660	12/9/2022	11/15/2027
CLAND211254-5B	HR&A Advisors Inc	CONSULT	\$0	\$247,300	11/29/2022	11/15/2027





# WASHINGTON METROPOLITAN AREA TRANSIT AUTHORITY

## (CIP0101) Internal Compliance Capital Management Support

FY2024 Q2

Initiative Type: Program  
Investment Program: Support Equipment/Services  
Investment Category: Business & Operations Support

Mode: Systemwide  
Location: Systemwide

### Description

This program supports the performance of internal audits and oversight of the capital program.



### Expected Outcome

Allows Metro's capital program to be executed with strong organizational governance, internal controls and effective risk management.

### Strategic Drivers



### Overall Status

(Programs are ongoing)

Development & Evaluation	<input type="radio"/>
Implementation & Construction	<input checked="" type="radio"/>
Operations Activation	<input type="radio"/>

Continuous support for the performance of internal audit and oversight of capital program.

### Budget and Funding (\$ Millions)

FY2024 Current Budget	YTD % Budget Expended
\$1.20	26.8%

FY2024 Funding Sources	YTD Expended
Formula	\$0.00
PRIIA	\$0.00
Other	\$0.00
<b>Federal Subtotal</b>	<b>\$0.00</b>
System Performance	\$0.32
Reimbursable/Other	\$0.00
DC Dedicated Funding	\$0.00
MD Dedicated Funding	\$0.00
VA Non-Restricted Dedicated Funding	\$0.00
VA Restricted Dedicated Funding	\$0.00
<b>Local Subtotal</b>	<b>\$0.32</b>
<b>Debt</b>	<b>\$0.00</b>
<b>Net Accruals</b>	<b>\$0.00</b>
<b>Total FY2024 Expenditures</b>	<b>\$0.32</b>



# WASHINGTON METROPOLITAN AREA TRANSIT AUTHORITY

(CIP0101)

## Top 30 Active Contracts by Allocated CIP Value

Contract Number	Vendor	Activity	Contract Value	Allocated CIP Value	Contract Start Date	Contract Expiration Date
CINCP211174-W02	Ernst & Young US LLP	CONSULT	\$11,614,021	\$2,400,000	9/13/2021	9/12/2024



# WASHINGTON METROPOLITAN AREA TRANSIT AUTHORITY

## (CIP0102) Police District III Substation

### FY2024 Q2

Initiative Type: Project  
Investment Program: MTPD  
Investment Category: Business & Operations Support

Mode: Systemwide  
Location: Maryland

#### Description

This project provides a permanent and dedicated transit police substation by renovating a former child care facility at Morgan Boulevard Station to serve as a police substation with administrative office workspace, locker rooms, a break room, gym, interview rooms, and other workspaces.



#### Expected Outcome

Improves the distribution of police personnel to strengthen customer safety and security through reduced response times to police calls as measured by the Metrorail customer injury rate performance indicator [FY21 target of ≤177 customer injuries], the Metrobus customer injury rate performance indicator [FY21 target of ≤154 customer injuries] and the rate of crimes against passengers performance indicator [FY21 target of ≤840 crimes].

#### Strategic Drivers



Safety



Security



Reliability/SGR

#### Overall Status

Development & Evaluation	<input type="radio"/>
Implementation & Construction	<input type="radio"/>
Operations Activation	<input type="radio"/>

In Q2, the project has continued its progress, with 92% of the construction now completed. The exterior work has reached a 95% completion rate, showcasing the advancements made during this phase.

#### Budget and Funding (\$ Millions)

FY2024 Current Budget	YTD % Budget Expended
\$0.00	0.0%

FY2024 Funding Sources	YTD Expended
Formula	\$0.00
PRIIA	\$0.00
Other	\$0.00
<b>Federal Subtotal</b>	<b>\$0.00</b>
System Performance	\$0.00
Reimbursable/Other	\$0.00
DC Dedicated Funding	\$0.00
MD Dedicated Funding	\$0.00
VA Non-Restricted Dedicated Funding	\$0.00
VA Restricted Dedicated Funding	\$0.00
<b>Local Subtotal</b>	<b>\$0.00</b>
<b>Debt</b>	<b>\$3.85</b>
<b>Net Accruals</b>	<b>\$0.03</b>
<b>Total FY2024 Expenditures</b>	<b>\$3.59</b>



# WASHINGTON METROPOLITAN AREA TRANSIT AUTHORITY

(CIP0102)

## Top 30 Active Contracts by Allocated CIP Value

Contract Number	Vendor	Activity	Contract Value	Allocated CIP Value	Contract Start Date	Contract Expiration Date
FQ18033G	Gannett Fleming Engineers and Architects	CONSULT	\$105,000,000	\$100,000	8/23/2018	8/30/2024
FQ19172M	Mott MacDonald-WSP Joint Venture	CONSULT	\$56,000,000	\$154,506	10/3/2019	10/3/2024
FQ18033A	Parsons Transportation Group Inc	CONSULT	\$83,700,000	\$125,981	9/24/2018	8/1/2024



# WASHINGTON METROPOLITAN AREA TRANSIT AUTHORITY

## (CIP0127) Transit Police Support Equipment

### FY2024 Q2

Initiative Type: Program  
Investment Program: MTPD  
Investment Category: Business & Operations Support

Mode: Systemwide  
Location: Systemwide

#### Description

This program will provide acquisition and lifecycle replacement of various support equipment for the Metro Transit Police Department (MTPD).



#### Expected Outcome

Supports the security of Metro's passengers and employees by equipping MTPD.

#### Strategic Drivers



Safety



Security



Reliability/SGR

#### Overall Status

(Programs are ongoing)

Development & Evaluation	<input type="radio"/>
Implementation & Construction	<input checked="" type="radio"/>
Operations Activation	<input type="radio"/>

In Q2, Metro continued with the ongoing process of storage locker installations. The commitment to this initiative remained steady, emphasizing the importance of providing adequate storage solutions for protective equipment.

#### Budget and Funding (\$ Millions)

FY2024 Current Budget	YTD % Budget Expended
\$2.00	21.6%

FY2024 Funding Sources	YTD Expended
Formula	\$0.00
PRIIA	\$0.00
Other	\$0.00
<b>Federal Subtotal</b>	<b>\$0.00</b>
System Performance	\$0.00
Reimbursable/Other	\$0.00
DC Dedicated Funding	\$0.13
MD Dedicated Funding	\$0.12
VA Non-Restricted Dedicated Funding	\$0.09
VA Restricted Dedicated Funding	\$0.03
<b>Local Subtotal</b>	<b>\$0.36</b>
<b>Debt</b>	<b>\$0.05</b>
<b>Net Accruals</b>	<b>\$0.02</b>
<b>Total FY2024 Expenditures</b>	<b>\$0.43</b>



# WASHINGTON METROPOLITAN AREA TRANSIT AUTHORITY

(CIP0127)

## Top 30 Active Contracts by Allocated CIP Value

Contract Number	Vendor	Activity	Contract Value	Allocated CIP Value	Contract Start Date	Contract Expiration Date
CMTDPD233135	Axon Enterprise, Inc.	EQUIP_MATL	\$1,786,125	\$1,786,125	12/8/2022	12/31/2027
FMTDPD233201	Axon Enterprise, Inc.	EQUIP_MATL	\$4,796,250	\$959,250	12/28/2022	10/14/2027



# WASHINGTON METROPOLITAN AREA TRANSIT AUTHORITY

## (CIP0131) Capital Program Financing Support

### FY2024 Q2

Initiative Type: Program  
Investment Program: Support Equipment/Services  
Investment Category: Business & Operations Support

Mode: Systemwide  
Location: Systemwide

#### Description


This program funds the availability fees and interest expense for Metro's short-term line of credit used for capital program expenditures.



#### Expected Outcome

Provides Metro access to borrowing to finance the capital program.

#### Strategic Drivers



#### Overall Status

Development & Evaluation	<input type="radio"/>
Implementation & Construction	<input type="radio"/>
Operations Activation	<input type="radio"/>

Finance cost for the line of credit have been realized for Q2.

#### Budget and Funding (\$ Millions)

FY2024 Current Budget	YTD % Budget Expended
\$1.00	29.2%

FY2024 Funding Sources	YTD Expended
Formula	\$0.00
PRIIA	\$0.00
Other	\$0.00
<b>Federal Subtotal</b>	<b>\$0.00</b>
System Performance	\$0.29
Reimbursable/Other	\$0.00
DC Dedicated Funding	\$0.00
MD Dedicated Funding	\$0.00
VA Non-Restricted Dedicated Funding	\$0.00
VA Restricted Dedicated Funding	\$0.00
<b>Local Subtotal</b>	<b>\$0.29</b>
<b>Debt</b>	<b>\$0.00</b>
<b>Net Accruals</b>	<b>\$0.00</b>
<b>Total FY2024 Expenditures</b>	<b>\$0.29</b>



# WASHINGTON METROPOLITAN AREA TRANSIT AUTHORITY

(CIP0131)

Top 30 Active Contracts by Allocated CIP Value

There are no active contracts associated with this CIP





# WASHINGTON METROPOLITAN AREA TRANSIT AUTHORITY

## (CIP0132) Escalator and Elevator Overhaul Program

### FY2024 Q2

Initiative Type: Program  
Investment Program: Vertical Transportation  
Investment Category: Stations and Passenger Facilities

Mode: Rail  
Location: Systemwide

#### Description

This program rehabilitates or replaces escalator and elevator components based on condition and asset management criteria.



#### Expected Outcome

Maintains elevators and escalators in a state of good repair to preserve availability as measured by the Elevator Availability key performance indicator [FY21 target  $\geq 97\%$ ] and the Escalator Availability key performance indicator [FY21 target  $\geq 92\%$ ].

#### Strategic Drivers



#### Overall Status

(Programs are ongoing)

Development & Evaluation	●
Implementation & Construction	●
Operations Activation	●

In the second quarter, one escalator was completed at Hyattsville. Various maintenance activities were carried out, focusing on both elevators and escalators.

#### Budget and Funding (\$ Millions)

FY2024 Current Budget	YTD % Budget Expended	
\$7.50	65.2%	
FY2024 Funding Sources		YTD Expended
Formula		\$0.00
PRIIA		\$0.00
Other		\$0.00
Federal Subtotal		\$0.00
System Performance		\$0.00
Reimbursable/Other		\$0.00
DC Dedicated Funding		\$0.00
MD Dedicated Funding		\$0.00
VA Non-Restricted Dedicated Funding		\$0.00
VA Restricted Dedicated Funding		\$0.00
Local Subtotal		\$0.00
Debt		\$5.03
Net Accruals		\$0.07
Total FY2024 Expenditures		\$4.89



# WASHINGTON METROPOLITAN AREA TRANSIT AUTHORITY

(CIP0132)

## Top 30 Active Contracts by Allocated CIP Value

Contract Number	Vendor	Activity	Contract Value	Allocated CIP Value	Contract Start Date	Contract Expiration Date
FQ18033G	Gannett Fleming Engineers and Architects	CONSULT	\$105,000,000	\$20,000	8/23/2018	8/30/2024
FQ18033I	AECOM-STV JV	CONSULT	\$70,000,000	\$100,000	7/1/2018	6/30/2025
FQ18033F	DHA/RK&K Joint Venture	CONSULT	\$115,000,000	\$55,410	8/16/2018	8/1/2024
FRBIR222275	C3M Power Systems, LLC	CONSTRUCTION	\$108,102,205	\$542,870	10/26/2022	10/25/2027
CELES211082-A	Glebe Electronics Inc	EQUIP_MATL	\$432,969	\$29,988	1/28/2021	1/27/2024



# WASHINGTON METROPOLITAN AREA TRANSIT AUTHORITY

## (CIP0133) Train Detection and Warning System

FY2024 Q2

Initiative Type: Project  
Investment Program: Signals & Communications  
Investment Category: Rail Systems

Mode: Rail  
Location:

### Description

This project is for the design and installation of a wayside intrusion detection system within Metro's railcar train wash systems, service and inspection areas.



### Expected Outcome

Protects the safety of Metro employees by alerting them to nearby train movement as measured by the Metrorail system employee injury rate performance indicator [FY20 target of less than 3.4 per 200,000 hours worked].

### Strategic Drivers



### Overall Status

Development & Evaluation	<input type="radio"/>
Implementation & Construction	<input type="radio"/>
Operations Activation	<input type="radio"/>

no ongoing/active tasks

### Budget and Funding (\$ Millions)

FY2024 Current Budget	YTD % Budget Expended
\$0.00	0.0%

FY2024 Funding Sources	YTD Expended
Formula	\$0.00
PRIIA	\$0.00
Other	\$0.00
<b>Federal Subtotal</b>	<b>\$0.00</b>
System Performance	\$0.00
Reimbursable/Other	\$0.00
DC Dedicated Funding	\$0.05
MD Dedicated Funding	\$0.05
VA Non-Restricted Dedicated Funding	\$0.03
VA Restricted Dedicated Funding	\$0.01
<b>Local Subtotal</b>	<b>\$0.14</b>
<b>Debt</b>	<b>\$0.00</b>
<b>Net Accruals</b>	<b>(\$0.17)</b>
<b>Total FY2024 Expenditures</b>	<b>(\$0.04)</b>



# WASHINGTON METROPOLITAN AREA TRANSIT AUTHORITY

(CIP0133)

## Top 30 Active Contracts by Allocated CIP Value

Contract Number	Vendor	Activity	Contract Value	Allocated CIP Value	Contract Start Date	Contract Expiration Date
FQ18033G	Gannett Fleming Engineers and Architects	CONSULT	\$105,000,000	\$100,000	8/23/2018	8/30/2024
FQ18033I	AECOM-STV JV	CONSULT	\$70,000,000	\$100,000	7/1/2018	6/30/2025



# WASHINGTON METROPOLITAN AREA TRANSIT AUTHORITY

## (CIP0136) Radio Infrastructure Replacement

FY2024 Q2

Initiative Type: Project  
Investment Program: Signals & Communications  
Investment Category: Rail Systems  
Mode: Rail  
Location: Systemwide

### Description

This project replaces Metro's existing radio system operating in the 450-490 MHz frequency band with a new system operating in the 700 MHz band, as required by the Federal Communications Commission (FCC). In addition, wireless signal communications will be installed throughout the tunnel system allowing customers to utilize wireless service while underground.



### Expected Outcome

Improves Metro's ability to communicate with first responders in the surrounding jurisdictions efficiently. Increases internal efficiency by enabling employees to communicate with the Operations Control Center and management seamlessly throughout the system. Also, provides wireless coverage throughout the underground portions of Metrorail, which improves the customer's riding experience and makes Metrorail a more attractive option.

### Strategic Drivers



Safety



Security



Reliability/SGR

### Overall Status

Development & Evaluation	<input type="radio"/>
Implementation & Construction	<input checked="" type="radio"/>
Operations Activation	<input checked="" type="radio"/>

In Q2, Metro continued its efforts in the radio system upgrade project. The focus included the completion of rough-ins at 68 station locations within the underground system, contributing to the enhancement of communication infrastructure across the transit network. A total of 6,584 portable radios were distributed, ensuring widespread availability and operational readiness. The project successfully conducted pilot installation and testing on various rail and bus vehicle types, covering the 7K, 2K/3K rail cars, and all five bus vehicle types. Strides were also made in production installations, with the completion of 1,585 bus installations and successful implementations on 367 7K, 347 2/3K production rail vehicles, and all 97 non-revenue rail vehicles. Additionally, the design for the 6K rail car was finalized.

### Budget and Funding (\$ Millions)

FY2024 Current Budget	YTD % Budget Expended
\$51.70	57.1%

FY2024 Funding Sources	YTD Expended
Formula	\$0.00
PRIIA	\$1.69
Other	\$0.00
<b>Federal Subtotal</b>	<b>\$1.69</b>
System Performance	\$0.00
Reimbursable/Other	\$0.24
DC Dedicated Funding	\$2.73
MD Dedicated Funding	\$2.56
VA Non-Restricted Dedicated Funding	\$1.82
VA Restricted Dedicated Funding	\$0.54
<b>Local Subtotal</b>	<b>\$7.89</b>
<b>Debt</b>	<b>\$17.82</b>
<b>Net Accruals</b>	<b>\$2.26</b>
<b>Total FY2024 Expenditures</b>	<b>\$29.53</b>



# WASHINGTON METROPOLITAN AREA TRANSIT AUTHORITY

(CIP0136)

## Top 30 Active Contracts by Allocated CIP Value

Contract Number	Vendor	Activity	Contract Value	Allocated CIP Value	Contract Start Date	Contract Expiration Date
FQ18033G	Gannett Fleming Engineers and Architects	CONSULT	\$105,000,000	\$100,000	8/23/2018	8/30/2024
FQ18033G	Gannett Fleming Engineers and Architects	CONSULT	\$105,000,000	\$110,000	8/23/2018	8/30/2024
FQ18033F	DHA/RK&K Joint Venture	CONSULT	\$115,000,000	\$11,546,107	8/16/2018	8/1/2024
FQ18033A	Parsons Transportation Group Inc	CONSULT	\$83,700,000	\$9,464,101	9/24/2018	8/1/2024
FQ18033I	AECOM-STV JV	CONSULT	\$71,200,000	\$5,717,328	7/1/2018	6/30/2024
FQ18033C	WSP USA Inc.	CONSULT	\$83,950,000	\$338,753	8/15/2018	3/31/2024
FQ18033C	WSP USA Inc.	CONSULT	\$82,900,000	\$238,345	8/15/2018	3/31/2024
FQ18033I	AECOM-STV JV	CONSULT	\$71,200,000	\$9,233,901	7/1/2018	6/30/2024
FQ18033I	AECOM-STV JV	CONSULT	\$71,200,000	\$7,023,238	7/1/2018	6/30/2024
C20147	K&J Safety & Security Consulting	CONSTRUCTIO N	\$19,773,890	\$90,000	9/30/2020	10/31/2025
FQ15000	Motorola Solutions Inc.	CONSTRUCTIO N	\$319,420,288	\$62,480	12/23/2016	12/31/2026
FQ15000	Motorola Solutions Inc.	LEASES	\$319,420,288	\$2,533,843	12/23/2016	12/31/2026
C20088A	Transportation Management Service Inc	3RD_PARTY	\$71,491,741	\$234,392	2/3/2020	2/2/2024
FQ15000	Motorola Solutions Inc.	EQUIP_MATL	\$319,420,288	\$55,322,792	12/23/2016	12/31/2026
FRBIR233489	James River Solutions LLC	EQUIP_MATL	\$56,540	\$56,540	7/17/2023	7/16/2028



# WASHINGTON METROPOLITAN AREA TRANSIT AUTHORITY

## (CIP0139) Safety Audit Recommendations

FY2024 Q2

Initiative Type: Project  
Investment Program: Signals & Communications  
Investment Category: Rail Systems

Mode: Rail  
Location:

### Description



### Expected Outcome

### Strategic Drivers



Safety



Security



Reliability/SGR

### Overall Status

Development & Evaluation	<input type="radio"/>
Implementation & Construction	<input type="radio"/>
Operations Activation	<input type="radio"/>

No activity

### Budget and Funding (\$ Millions)

FY2024 Current Budget	YTD % Budget Expended
\$0.00	0.0%

FY2024 Funding Sources	YTD Expended
Formula	\$0.00
PRIIA	\$0.00
Other	\$0.00
<b>Federal Subtotal</b>	<b>\$0.00</b>
System Performance	\$0.00
Reimbursable/Other	\$0.00
DC Dedicated Funding	\$0.00
MD Dedicated Funding	\$0.00
VA Non-Restricted Dedicated Funding	\$0.00
VA Restricted Dedicated Funding	\$0.00
<b>Local Subtotal</b>	<b>\$0.00</b>
<b>Debt</b>	<b>\$0.00</b>
<b>Net Accruals</b>	<b>\$0.00</b>
<b>Total FY2024 Expenditures</b>	<b>\$0.00</b>



## WASHINGTON METROPOLITAN AREA TRANSIT AUTHORITY

(CIP0139)

### Top 30 Active Contracts by Allocated CIP Value

Contract Number	Vendor	Activity	Contract Value	Allocated CIP Value	Contract Start Date	Contract Expiration Date
C20147	K&J Safety & Security Consulting	CONSTRUCTION	\$19,773,890	\$75,000	9/30/2020	10/31/2025





# WASHINGTON METROPOLITAN AREA TRANSIT AUTHORITY

## (CIP0142) Rail Vehicle Preventive Maintenance

FY2024 Q2

Initiative Type: Program  
Investment Program: Maintenance/Overhaul  
Investment Category: Railcar and Railcar Facilities

Mode: Rail  
Location: Systemwide

### Description

This program supports a portion of the annual preventive maintenance activities of the railcar fleet. The balance of activity is charged to Metro's operating budget.



### Expected Outcome

Allows railcars to receive necessary preventive maintenance to maintain the fleet in a state of good repair as measured by the Rail Fleet Reliability performance indicator [FY21  $\geq 15,000$  miles between failure].

### Strategic Drivers



Safety



Security



Reliability/SGR

### Overall Status

(Programs are ongoing)

Development & Evaluation	<input type="radio"/>
Implementation & Construction	<input checked="" type="radio"/>
Operations Activation	<input type="radio"/>

Continuous support of the annual preventive maintenance activities of the railcar fleet.

### Budget and Funding (\$ Millions)

FY2024 Current Budget	YTD % Budget Expended
\$199.00	8.4%

FY2024 Funding Sources	YTD Expended
Formula	\$22.84
PRIIA	\$0.00
Other	\$0.00
<b>Federal Subtotal</b>	<b>\$22.84</b>
System Performance	\$0.00
Reimbursable/Other	\$0.00
DC Dedicated Funding	\$0.01
MD Dedicated Funding	\$0.01
VA Non-Restricted Dedicated Funding	\$0.00
VA Restricted Dedicated Funding	\$0.00
<b>Local Subtotal</b>	<b>\$0.02</b>
<b>Debt</b>	<b>\$0.00</b>
<b>Net Accruals</b>	<b>(\$6.07)</b>
<b>Total FY2024 Expenditures</b>	<b>\$16.79</b>



# WASHINGTON METROPOLITAN AREA TRANSIT AUTHORITY

(CIP0142)

Top 30 Active Contracts by Allocated CIP Value

There are no active contracts associated with this CIP



# WASHINGTON METROPOLITAN AREA TRANSIT AUTHORITY

## (CIP0143) Bus Vehicle Preventive Maintenance

FY2024 Q2

Initiative Type: Program  
Investment Program: Maintenance/Overhaul  
Investment Category: Bus, Bus Facilities & Paratransit

Mode: Bus  
Location: Systemwide

### Description

This program supports a portion of the annual preventive maintenance activities of the Metrobus fleet. The balance of activity is charged to Metro's operating budget.



### Expected Outcome

Allows the bus fleet to receive necessary preventive maintenance to maintain the fleet in a state of good repair as measured by the Bus Fleet Reliability performance indicator [FY21 target  $\geq 7,000$  miles between failures].

### Strategic Drivers



Safety



Security



Reliability/SGR

### Overall Status

(Programs are ongoing)

Development & Evaluation	<input type="radio"/>
Implementation & Construction	<input checked="" type="radio"/>
Operations Activation	<input type="radio"/>

Continuous support of the annual preventive maintenance activities of the Metrobus fleet.

### Budget and Funding (\$ Millions)

FY2024 Current Budget	YTD % Budget Expended
\$1.00	0.0%

FY2024 Funding Sources	YTD Expended
Formula	\$0.00
PRIIA	\$0.00
Other	\$0.00
<b>Federal Subtotal</b>	<b>\$0.00</b>
System Performance	\$0.00
Reimbursable/Other	\$0.00
DC Dedicated Funding	\$0.00
MD Dedicated Funding	\$0.00
VA Non-Restricted Dedicated Funding	\$0.00
VA Restricted Dedicated Funding	\$0.00
<b>Local Subtotal</b>	<b>\$0.00</b>
<b>Debt</b>	<b>\$0.00</b>
<b>Net Accruals</b>	<b>\$0.00</b>
<b>Total FY2024 Expenditures</b>	<b>\$0.00</b>



# WASHINGTON METROPOLITAN AREA TRANSIT AUTHORITY

(CIP0143)

Top 30 Active Contracts by Allocated CIP Value

There are no active contracts associated with this CIP



# WASHINGTON METROPOLITAN AREA TRANSIT AUTHORITY

## (CIP0145) Facility Security Monitoring Equipment Program

### FY2024 Q2

Initiative Type: Program  
Investment Program: Station Systems  
Investment Category: Stations and Passenger Facilities

Mode: Systemwide  
Location: Systemwide

#### Description

This program will provide for the hardening and improvement of security at various rail yards, stations, and facilities by installing closed circuit television (CCTV) surveillance, public address systems, intercoms and additional security measures.



#### Expected Outcome

Addresses the safety and security of customers and employees through monitoring of the interior and exterior of stations and facilities as measured by the Metrorail customer injury rate performance indicator [FY21 target of  $\leq 1.40$  injuries per million passengers] and the rate of crimes against passengers performance indicator [FY21 target of  $\leq 5.3$  crimes per million passengers or fewer]. Monitoring deters crime, enables clear communication of public safety notices in rail stations and ensures proper functioning of devices used to request assistance.

#### Strategic Drivers



Safety



Security



Reliability/SGR

#### Overall Status

(Programs are ongoing)

Development & Evaluation	
Implementation & Construction	
Operations Activation	

In the second quarter, Metro continued progress within the One Badge Phase 2. The project is now set to resume in January, with an adjusted completion timeline expected in June. As for the Anacostia Electronic Security System: The project is ongoing and is anticipated to continue through FY25Q2. This extended timeline ensures the effective implementation and integration of electronic security measures at the Anacostia location.

#### Budget and Funding (\$ Millions)

FY2024 Current Budget	YTD % Budget Expended
\$19.40	47.7%

FY2024 Funding Sources	YTD Expended
Formula	\$0.00
PRIIA	\$0.00
Other	\$0.00
<b>Federal Subtotal</b>	<b>\$0.00</b>
System Performance	\$0.00
Reimbursable/Other	\$0.00
DC Dedicated Funding	\$3.24
MD Dedicated Funding	\$3.03
VA Non-Restricted Dedicated Funding	\$2.16
VA Restricted Dedicated Funding	\$0.64
<b>Local Subtotal</b>	<b>\$9.06</b>
<b>Debt</b>	<b>\$0.00</b>
<b>Net Accruals</b>	<b>\$0.35</b>
<b>Total FY2024 Expenditures</b>	<b>\$9.26</b>



# WASHINGTON METROPOLITAN AREA TRANSIT AUTHORITY

(CIP0145)

## Top 30 Active Contracts by Allocated CIP Value

Contract Number	Vendor	Activity	Contract Value	Allocated CIP Value	Contract Start Date	Contract Expiration Date
FQ18033G	Gannett Fleming Engineers and Architects	CONSULT	\$105,000,000	\$1,446,000	8/23/2018	8/30/2024
FQ18033G	Gannett Fleming Engineers and Architects	CONSULT	\$105,000,000	\$15,000	8/23/2018	8/30/2024
FQ18033G	Gannett Fleming Engineers and Architects	CONSULT	\$105,000,000	\$100,000	8/23/2018	8/30/2024
FQ18033G	Gannett Fleming Engineers and Architects	CONSULT	\$105,000,000	\$10,000	8/23/2018	8/30/2024
FQ19172A	AECOM, USA, INC.	CONSULT	\$15,000,000	\$1,193,404	10/3/2019	10/3/2024
FQ18033F	DHA/RK&K Joint Venture	CONSULT	\$115,000,000	\$72,804	8/16/2018	8/1/2024
FQ19172A	AECOM, USA, INC.	CONSULT	\$16,400,000	\$222,954	10/3/2019	11/14/2024
FQ18033F	DHA/RK&K Joint Venture	CONSULT	\$115,000,000	\$6,000	8/16/2018	8/1/2024
FQ18033F	DHA/RK&K Joint Venture	CONSULT	\$115,000,000	\$5,000	8/16/2018	8/1/2024
FRBIR222275	C3M Power Systems, LLC	CONSTRUCTION	\$108,102,205	\$1,447,405	10/26/2022	10/25/2027
FATOC222351 - A	Aldridge Electric Inc	CONSTRUCTION	\$10,000,000	\$2,206,707	2/3/2023	2/2/2028
FRBIR222275	C3M Power Systems, LLC	CONSTRUCTION	\$108,102,205	\$1,617,651	10/26/2022	10/25/2027
CIT01211282	Copper River Information Technology	EQUIP_MATL	\$22,061,314	\$100,586	7/26/2021	7/31/2024
CQ19104	Dell Marketing LP	IT_HARDWARE_OTH	\$194,300,000	\$39,513	7/23/2019	7/22/2024
CSSRP244106	Intelect Corp	EQUIP_MATL	\$548,318	\$548,318	11/30/2023	2/28/2024
FQ19172M	Mott MacDonald-WSP Joint Venture	ENGINEERING	\$18,000,000	\$3,058,805	10/3/2019	10/3/2024



# WASHINGTON METROPOLITAN AREA TRANSIT AUTHORITY

## (CIP0150) Support Facility Fire System Rehabilitation

FY2024 Q2

Initiative Type: Program  
Investment Program: Support Equipment/Services  
Investment Category: Business & Operations Support

Mode: Rail  
Location: Systemwide

### Description

This project upgrades fire alarm and electronic security systems at support facilities including bus garages, railyards, and administrative buildings.



### Expected Outcome

Improves compliance with National Fire Protection Association (NFPA) standards, which will improve the safety of Metro employees, help safeguard Metro assets, and maintain current fire alarm systems in a state of good repair.

### Strategic Drivers



Safety



Security



Reliability/SGR

### Overall Status

(Programs are ongoing)

Development & Evaluation	<input type="radio"/>
Implementation & Construction	<input checked="" type="radio"/>
Operations Activation	<input type="radio"/>

In Q2 work continued on the Pennsy Drive project and costs are shared with CIP0145. The New Carrollton construction has reached 55% completion. New Carrollton is 99% complete, with only final punch list items remaining. A new project, the Four Mile Gas Detection Upgrade, with a budget of \$1.2M, was introduced in August, and development is underway. Grosvenor is expected to be completed in March, while Southern Avenue work has not begun yet, but is expected to begin in Q4.

### Budget and Funding (\$ Millions)

FY2024 Current Budget	YTD % Budget Expended
\$4.30	44.9%

FY2024 Funding Sources	YTD Expended
Formula	\$0.17
PRIIA	\$0.62
Other	\$0.00
<b>Federal Subtotal</b>	<b>\$0.79</b>
System Performance	\$0.00
Reimbursable/Other	\$0.00
DC Dedicated Funding	\$0.26
MD Dedicated Funding	\$0.25
VA Non-Restricted Dedicated Funding	\$0.18
VA Restricted Dedicated Funding	\$0.05
<b>Local Subtotal</b>	<b>\$0.74</b>
<b>Debt</b>	<b>\$0.37</b>
<b>Net Accruals</b>	<b>\$0.04</b>
<b>Total FY2024 Expenditures</b>	<b>\$1.93</b>



# WASHINGTON METROPOLITAN AREA TRANSIT AUTHORITY

(CIP0150)

## Top 30 Active Contracts by Allocated CIP Value

Contract Number	Vendor	Activity	Contract Value	Allocated CIP Value	Contract Start Date	Contract Expiration Date
FQ18033G	Gannett Fleming Engineers and Architects	CONSULT	\$105,000,000	\$30,000	8/23/2018	8/30/2024
FQ18033F	DHA/RK&K Joint Venture	CONSULT	\$115,000,000	\$72,804	8/16/2018	8/1/2024
FATOC222351 - D	Singleton Electric Company Inc	CONSTRUCTION	\$10,000,000	\$455,000	2/3/2023	2/2/2028





# WASHINGTON METROPOLITAN AREA TRANSIT AUTHORITY

## (CIP0151) Rail Station Cooling Rehabilitation Program

### FY2024 Q2

Initiative Type: Program  
Investment Program: Station Systems  
Investment Category: Stations and Passenger Facilities

Mode: Rail  
Location: Systemwide

#### Description

This program rehabilitates and replaces station cooling system components including, but not limited to, chiller plants, cooling towers, water piping, ventilation systems, air handling units, and ductwork. During the warmer months of the calendar year, Metro operates equipment to cool and circulate the ambient air in parts of the station.



#### Expected Outcome

Supports customer and employee comfort during hot days.

#### Strategic Drivers



#### Overall Status

(Programs are ongoing)

Development & Evaluation	<input type="radio"/>
Implementation & Construction	<input checked="" type="radio"/>
Operations Activation	<input checked="" type="radio"/>

During the second quarter, Metro continued its work in the Chiller Facility Rehabilitation project at Van Ness, Rosslyn, Stadium Armory, and L'Enfant Plaza. The project transitioned from the design phase, which was successfully finalized following the issuance of the Notice to Proceed (NTP). Currently, mobilization and demolition activities are underway, particularly at the Rosslyn location, where demolition activities have recently commenced.

#### Budget and Funding (\$ Millions)

FY2024 Current Budget	YTD % Budget Expended
\$9.50	120.8%

FY2024 Funding Sources	YTD Expended
Formula	\$2.85
PRIIA	\$0.00
Other	\$0.00
<b>Federal Subtotal</b>	<b>\$2.85</b>
System Performance	\$0.00
Reimbursable/Other	\$0.00
DC Dedicated Funding	\$0.00
MD Dedicated Funding	\$0.00
VA Non-Restricted Dedicated Funding	\$0.00
VA Restricted Dedicated Funding	\$0.00
<b>Local Subtotal</b>	<b>\$0.00</b>
<b>Debt</b>	<b>\$5.97</b>
<b>Net Accruals</b>	<b>\$2.57</b>
<b>Total FY2024 Expenditures</b>	<b>\$11.48</b>



# WASHINGTON METROPOLITAN AREA TRANSIT AUTHORITY

(CIP0151)

## Top 30 Active Contracts by Allocated CIP Value

Contract Number	Vendor	Activity	Contract Value	Allocated CIP Value	Contract Start Date	Contract Expiration Date
FQ18033G	Gannett Fleming Engineers and Architects	CONSULT	\$105,000,000	\$3,000	8/23/2018	8/30/2024
FQ19172G	Gannett Fleming Engineers and Architects	CONSULT	\$70,250,000	\$1,072,189	10/3/2019	10/3/2024
FQ19172G	Gannett Fleming Engineers and Architects	CONSULT	\$70,250,000	\$397,782	10/3/2019	10/3/2024
FQ18033B	HNTB Corporation	CONSULT	\$92,374,562	\$182,411	8/2/2018	8/2/2024
FQ18033F	DHA/RK&K Joint Venture	CONSULT	\$115,000,000	\$20,000	8/16/2018	8/1/2024
FRBIR222323-KB	Paramount Mechanical Corporation	CONSTRUCTION	\$16,618,301	\$16,618,301	6/14/2023	7/27/2025
FQ19172M	Mott MacDonald-WSP Joint Venture	ENGINEERING	\$61,000,000	\$1,052,533	10/3/2019	10/3/2024



# WASHINGTON METROPOLITAN AREA TRANSIT AUTHORITY

## (CIP0152) Parking Garage and Surface Lot Rehabilitation

### FY2024 Q2

Initiative Type: Program  
Investment Program: Platforms & Structures  
Investment Category: Stations and Passenger Facilities

Mode: Rail  
Location: Systemwide

#### Description

This program will rehabilitate parking facilities including garages and surface lots.



#### Expected Outcome

Allows parking facilities to be maintained in a state of good repair to prevent property damage, improve the customer experience, improve customer safety as measured by the Metrorail customer injury rate performance indicator [FY21 target of ≤177 injuries]..

#### Strategic Drivers



Safety



Security



Reliability/SGR

#### Overall Status

(Programs are ongoing)

Development & Evaluation	●
Implementation & Construction	●
Operations Activation	●

In Q2, Metro continued its progress in its Parking Lot & Surface Rehab Projects. Wheaton Garage reached full completion, Addison Road Garage is near completion, and Huntington Garage work commenced. ADA design work is at 95% completion across all locations. In Shady Grove (CIP0152\_06), the design phase completed, and the construction contract is anticipated to be advertised by January 2024. For Surface Lots (CIP0152\_07), ADA design work at three locations finished, and the design contract is expected to be completed by late January 2024, with the construction contract advertisement set for March 2024.

#### Budget and Funding (\$ Millions)

FY2024 Current Budget	YTD % Budget Expended
\$19.30	43.7%

FY2024 Funding Sources	YTD Expended
Formula	\$4.49
PRIIA	\$0.00
Other	\$0.00
<b>Federal Subtotal</b>	<b>\$4.49</b>
System Performance	\$0.00
Reimbursable/Other	\$0.00
DC Dedicated Funding	\$0.99
MD Dedicated Funding	\$0.93
VA Non-Restricted Dedicated Funding	\$0.66
VA Restricted Dedicated Funding	\$0.20
<b>Local Subtotal</b>	<b>\$2.78</b>
<b>Debt</b>	<b>\$1.54</b>
<b>Net Accruals</b>	<b>(\$0.54)</b>
<b>Total FY2024 Expenditures</b>	<b>\$8.43</b>



# WASHINGTON METROPOLITAN AREA TRANSIT AUTHORITY

(CIP0152)

## Top 30 Active Contracts by Allocated CIP Value

Contract Number	Vendor	Activity	Contract Value	Allocated CIP Value	Contract Start Date	Contract Expiration Date
FQ18033G	Gannett Fleming Engineers and Architects	CONSULT	\$105,000,000	\$10,000	8/23/2018	8/30/2024
FQ18033B	HNTB Corporation	CONSULT	\$106,860,293	\$130,123	8/2/2018	8/2/2024
FQ18033B	HNTB Corporation	CONSULT	\$106,860,293	\$205,727	8/2/2018	8/2/2024
FQ19151R-A	Atlantic Refinishing & Restoration Inc	CONSTRUCTIO N	\$17,478,208	\$382,664	10/11/2021	8/21/2025
FQ19151R-B	Stillwater Construction Group	CONSTRUCTIO N	\$6,565,464	\$347,307	10/11/2021	8/21/2025
FLAND211142	OTAS Inc	CONSTRUCTIO N	\$10,250,584	\$10,250,584	9/15/2021	9/15/2024
FQ19151R-B	Stillwater Construction Group	CONSTRUCTIO N	\$6,565,464	\$6,218,157	10/11/2021	8/21/2025
FQ19151R-A	Atlantic Refinishing & Restoration Inc	CONSTRUCTIO N	\$19,652,327	\$2,020,119	10/11/2021	8/21/2025
FQ18033B	HNTB Corporation	ENGINEERING	\$92,374,562	\$21,419	8/2/2018	8/2/2024
FQ19172G	Gannett Fleming Engineers and Architects	ENGINEERING	\$72,500,000	\$60,000	10/3/2019	10/3/2024
FQ19172G	Gannett Fleming Engineers and Architects	ENGINEERING	\$73,200,000	\$191,533	10/3/2019	10/3/2024
FQ19172G	Gannett Fleming Engineers and Architects	ENGINEERING	\$78,300,000	\$206,908	10/3/2019	11/14/2024
FQ19172G	Gannett Fleming Engineers and Architects	ENGINEERING	\$78,300,000	\$336,363	10/3/2019	11/14/2024
FQ19172G	Gannett Fleming Engineers and Architects	ENGINEERING	\$78,300,000	\$94,253	10/3/2019	11/14/2024



# WASHINGTON METROPOLITAN AREA TRANSIT AUTHORITY

## (CIP0170) Facility Roof Rehabilitation and Replacement

### FY2024 Q2

Initiative Type: Program  
Investment Program: Support Equipment/Services  
Investment Category: Business & Operations Support

Mode: Systemwide  
Location: Systemwide

#### Description

This program supports facility roof rehabilitation and replacement including the preparation of assessment reports, sampling, removal, and installation of new roofing systems. Metro has over 600 locations that need to be maintained in a state of good repair.



#### Expected Outcome

Addresses the protection of critical infrastructure, systems, and contents of Metro's buildings and helps prevent potential safety issues.

#### Strategic Drivers



#### Overall Status

(Programs are ongoing)

Development & Evaluation	●
Implementation & Construction	●
Operations Activation	●

In Q2, Metro continued its focused efforts on various roof and skylight replacement projects, achieving notable milestones. The Roof & Skylight Replacement at B11 Glenmont Bus Bay Canopy progressed significantly, entering Phase 4 after completing Phase 3. The current completion date is set for February 24, 2024, with an 80% completion status. The Power Substation project at Landover, active work continued, resulting in the issuance of a Certificate of Occupancy (CO) for a 90-day extension. The completion date has been extended to March 11, 2024, with 7 out of 11 locations already complete, and the 8th location (West Falls Church) completed in December.

#### Budget and Funding (\$ Millions)

FY2024 Current Budget	YTD % Budget Expended
\$7.40	83.3%

FY2024 Funding Sources	YTD Expended
Formula	\$0.15
PRIIA	\$0.00
Other	\$0.00
<b>Federal Subtotal</b>	<b>\$0.15</b>
System Performance	\$0.00
Reimbursable/Other	\$0.00
DC Dedicated Funding	\$0.08
MD Dedicated Funding	\$0.07
VA Non-Restricted Dedicated Funding	\$0.05
VA Restricted Dedicated Funding	\$0.02
<b>Local Subtotal</b>	<b>\$0.22</b>
<b>Debt</b>	<b>\$5.65</b>
<b>Net Accruals</b>	<b>\$0.65</b>
<b>Total FY2024 Expenditures</b>	<b>\$6.16</b>



# WASHINGTON METROPOLITAN AREA TRANSIT AUTHORITY

(CIP0170)

## Top 30 Active Contracts by Allocated CIP Value

Contract Number	Vendor	Activity	Contract Value	Allocated CIP Value	Contract Start Date	Contract Expiration Date
FQ18033G	Gannett Fleming Engineers and Architects	CONSULT	\$105,000,000	\$3,204,134	8/23/2018	8/30/2024
FQ18033G	Gannett Fleming Engineers and Architects	CONSULT	\$105,000,000	\$10,000	8/23/2018	8/30/2024
FQ18033G	Gannett Fleming Engineers and Architects	CONSULT	\$105,000,000	\$5,000	8/23/2018	8/30/2024
FQ18033F	DHA/RK&K Joint Venture	CONSULT	\$115,000,000	\$122,820	8/16/2018	8/1/2024
FQ19021C	Patuxent Roofing and Contracting, Inc.	CONSTRUCTIO N	\$20,000,000	\$2,642,257	9/30/2019	9/26/2024
FQ19021D	Trumble Construction Inc	CONSTRUCTIO N	\$4,000,000	\$2,200,000	9/30/2019	9/26/2024
FQ19021A	DJB Contracting Inc	CONSTRUCTIO N	\$100,000,000	\$777,688	9/30/2019	9/26/2024
FQ19021B	Harbor Roofing and Contracting Inc	CONSTRUCTIO N	\$10,000,000	\$1,635,900	9/30/2019	9/26/2024
FQ19021A	DJB Contracting Inc	CONSTRUCTIO N	\$100,000,000	\$1,319,247	9/30/2019	9/26/2024
FQ19021C	Patuxent Roofing and Contracting, Inc.	CONSTRUCTIO N	\$20,000,000	\$1,334,064	9/30/2019	9/26/2024
FQ19021A	DJB Contracting Inc	CONSTRUCTIO N	\$100,000,000	\$1,915,630	9/30/2019	9/26/2024
FQ19021C	Patuxent Roofing and Contracting, Inc.	CONSTRUCTIO N	\$20,000,000	\$1,119,060	9/30/2019	9/26/2024





# WASHINGTON METROPOLITAN AREA TRANSIT AUTHORITY

## (CIP0185) Escalator Replacement


### FY2024 Q2

Initiative Type: Program  
Investment Program: Vertical Transportation  
Investment Category: Stations and Passenger Facilities

Mode: Rail  
Location: Systemwide

#### Description

This program replaces escalators that have reached the end of their useful life.



#### Expected Outcome

Maintains escalators in a state of good repair to prevent potential safety issues and preserve availability as measured by the Escalator Availability key performance indicator [FY21 target  $\geq 92\%$ ]. In addition, modernized units are as much as 30% more energy efficient than the old units.

#### Strategic Drivers



Safety



Security



Reliability/SGR

#### Overall Status

(Programs are ongoing)

Development & Evaluation	●
Implementation & Construction	●
Operations Activation	●

In Q2, Metro continued its work in its escalator projects. Three units at Tenleytown were successfully completed, two at Grosvenor, and one each at Farragut North, Dunn Loring and Silver Spring.

#### Budget and Funding (\$ Millions)

FY2024 Current Budget	YTD % Budget Expended
\$34.80	66.5%

FY2024 Funding Sources	YTD Expended
Formula	\$0.00
PRIIA	\$16.14
Other	\$0.00
<b>Federal Subtotal</b>	<b>\$16.14</b>
System Performance	\$0.00
Reimbursable/Other	\$0.00
DC Dedicated Funding	\$0.23
MD Dedicated Funding	\$0.21
VA Non-Restricted Dedicated Funding	\$0.15
VA Restricted Dedicated Funding	\$0.04
<b>Local Subtotal</b>	<b>\$0.64</b>
<b>Debt</b>	<b>\$0.05</b>
<b>Net Accruals</b>	<b>\$5.83</b>
<b>Total FY2024 Expenditures</b>	<b>\$23.16</b>



# WASHINGTON METROPOLITAN AREA TRANSIT AUTHORITY

(CIP0185)

## Top 30 Active Contracts by Allocated CIP Value

Contract Number	Vendor	Activity	Contract Value	Allocated CIP Value	Contract Start Date	Contract Expiration Date
FRBIR222275	C3M Power Systems, LLC	CONSULT	\$108,102,205	\$106,602	10/26/2022	10/25/2027
F20064	Kone Inc	CONSTRUCTION	\$179,798,318	\$385,319	12/24/2020	12/23/2027
C20147	K&J Safety & Security Consulting	CONSTRUCTION	\$19,773,890	\$75,000	9/30/2020	10/31/2025
CCSCM211074	Sharp And Company	3RD_PARTY	\$14,000,000	\$402,122	5/17/2021	5/17/2024
FQ19172G	Gannett Fleming Engineers and Architects	ENGINEERING	\$75,250,000	\$59,902	10/3/2019	10/3/2024





# WASHINGTON METROPOLITAN AREA TRANSIT AUTHORITY

## (CIP0197) Support Facility Improvements

### FY2024 Q2

Initiative Type: Program  
Investment Program: Support Equipment/Services  
Investment Category: Business & Operations Support

Mode: Systemwide  
Location: Systemwide

#### Description

This program will provide for the rehabilitation of support facilities to maintain them in a state of good repair.



#### Expected Outcome

Improves the productivity and satisfaction of Metro employees and improves Metro's ability to recruit and maintain workforce by providing safer and more modern facilities and worker amenities.

#### Strategic Drivers



Safety



Security



Reliability/SGR

#### Overall Status

(Programs are ongoing)

Development & Evaluation	●
Implementation & Construction	●
Operations Activation	●

During Q2, Metro continued work in its Non Revenue Facilities projects at the Carmen Turner Facility with the completion of two systems, including the installation of three new Remote Terminal Units (RTUs) and six exhaust fans at Building B. Simultaneously, ongoing work on two additional systems, the data center and dynamometers, focused on addressing identified issues in CRAC units in the data center. The contractor is actively exploring mitigation options. Construction at the dynamometer and data center is nearing completion, with acceptance and testing procedures currently in progress. Additionally, new issues on RTUs were addressed, and the project received six harnesses for the dynamometers. In parallel, CIP 197\_02 continued submittals and RFIs with the contractor, with a successful 100% design review on Good Luck Road completed.

#### Budget and Funding (\$ Millions)

FY2024 Current Budget	YTD % Budget Expended
\$14.70	27.6%

FY2024 Funding Sources	YTD Expended
Formula	\$0.00
PRIIA	\$0.00
Other	\$0.00
<b>Federal Subtotal</b>	<b>\$0.00</b>
System Performance	\$0.00
Reimbursable/Other	\$0.00
DC Dedicated Funding	\$0.33
MD Dedicated Funding	\$0.31
VA Non-Restricted Dedicated Funding	\$0.22
VA Restricted Dedicated Funding	\$0.07
<b>Local Subtotal</b>	<b>\$0.92</b>
<b>Debt</b>	<b>\$3.45</b>
<b>Net Accruals</b>	<b>(\$0.32)</b>
<b>Total FY2024 Expenditures</b>	<b>\$4.06</b>



# WASHINGTON METROPOLITAN AREA TRANSIT AUTHORITY

(CIP0197)

## Top 30 Active Contracts by Allocated CIP Value

Contract Number	Vendor	Activity	Contract Value	Allocated CIP Value	Contract Start Date	Contract Expiration Date
FQ18033G	Gannett Fleming Engineers and Architects	CONSULT	\$105,000,000	\$100,000	8/23/2018	8/30/2024
FQ18033G	Gannett Fleming Engineers and Architects	CONSULT	\$105,000,000	\$22,220	8/23/2018	8/30/2024
CIRPG211139	W M Schlosser Co Inc	CONSULT	\$9,059,210	\$9,059,210	4/19/2022	3/30/2024
FQ18033B	HNTB Corporation	ENGINEERING	\$92,374,562	\$323,070	8/2/2018	8/2/2024



# WASHINGTON METROPOLITAN AREA TRANSIT AUTHORITY

## (CIP0204) Railcar Rooftop Access Platform

### FY2024 Q2

Initiative Type: Project  
Investment Program: Maintenance Facilities  
Investment Category: Railcar and Railcar Facilities

Mode: Rail  
Location: Systemwide

#### Description

This project installs railcar rooftop access platforms at Alexandria, Brentwood, Shady Grove, Branch Avenue and Greenbelt railyards to allow safe and efficient maintenance of HVAC units on railcars.



#### Expected Outcome

Provides safe access to the rooftop HVAC units on railcars for maintenance personnel.

#### Strategic Drivers



Safety



Security



Reliability/SGR

#### Overall Status

Development & Evaluation	<input type="radio"/>
Implementation & Construction	<input type="radio"/>
Operations Activation	<input checked="" type="radio"/>

No activities for Q2, project is in close out phase, processing final bills for CO for Sub-CIP 204\_02.

#### Budget and Funding (\$ Millions)

FY2024 Current Budget	YTD % Budget Expended
\$0.40	13.8%

FY2024 Funding Sources	YTD Expended
Formula	\$0.00
PRIIA	\$0.00
Other	\$0.00
<b>Federal Subtotal</b>	<b>\$0.00</b>
System Performance	\$0.01
Reimbursable/Other	\$0.00
DC Dedicated Funding	\$0.01
MD Dedicated Funding	\$0.01
VA Non-Restricted Dedicated Funding	\$0.01
VA Restricted Dedicated Funding	\$0.00
<b>Local Subtotal</b>	<b>\$0.05</b>
<b>Debt</b>	<b>\$0.02</b>
<b>Net Accruals</b>	<b>\$0.00</b>
<b>Total FY2024 Expenditures</b>	<b>\$0.06</b>



## WASHINGTON METROPOLITAN AREA TRANSIT AUTHORITY

(CIP0204)

### Top 30 Active Contracts by Allocated CIP Value

Contract Number	Vendor	Activity	Contract Value	Allocated CIP Value	Contract Start Date	Contract Expiration Date
FQ18033G	Gannett Fleming Engineers and Architects	CONSULT	\$105,000,000	\$15,000	8/23/2018	8/30/2024
FQ19172G	Gannett Fleming Engineers and Architects	ENGINEERING	\$6,250,000	\$268,232	10/3/2019	10/3/2024



# WASHINGTON METROPOLITAN AREA TRANSIT AUTHORITY

## (CIP0210) Track Pollution Prevention

### FY2024 Q2

Initiative Type: Project  
Investment Program: Support Equipment/Services  
Investment Category: Business & Operations Support

Mode: Rail  
Location: Systemwide

#### Description

This project designs and implements modifications to fueling areas at railyards to ensure that spills in the trackbed are sufficiently treated and enclosed. Currently, routine fuel spills lead to contamination of the ballast and ground and result in non-compliance with regulatory requirements.



#### Expected Outcome

Prevent routine fuel spills from contaminating the ballast and ground and maintain compliance with regulatory requirements as per the Clean Water Act (CWA) and Chesapeake Bay Restoration Act (CBRA).

#### Strategic Drivers



#### Overall Status

Development & Evaluation	<input type="radio"/>
Implementation & Construction	<input type="radio"/>
Operations Activation	<input type="radio"/>

No activity to report

#### Budget and Funding (\$ Millions)

FY2024 Current Budget	YTD % Budget Expended
\$0.00	0.0%

FY2024 Funding Sources	YTD Expended
Formula	\$0.00
PRIIA	\$0.00
Other	\$0.00
<b>Federal Subtotal</b>	<b>\$0.00</b>
System Performance	\$0.00
Reimbursable/Other	\$0.00
DC Dedicated Funding	\$0.00
MD Dedicated Funding	\$0.00
VA Non-Restricted Dedicated Funding	\$0.00
VA Restricted Dedicated Funding	\$0.00
<b>Local Subtotal</b>	<b>\$0.00</b>
<b>Debt</b>	<b>\$0.00</b>
<b>Net Accruals</b>	<b>\$0.00</b>
<b>Total FY2024 Expenditures</b>	<b>\$0.00</b>



# WASHINGTON METROPOLITAN AREA TRANSIT AUTHORITY

(CIP0210)

Top 30 Active Contracts by Allocated CIP Value

There are no active contracts associated with this CIP



# WASHINGTON METROPOLITAN AREA TRANSIT AUTHORITY

## (CIP0212) Sustainability/Resiliency Program

### FY2024 Q2

Initiative Type: Program  
Investment Program: Support Equipment/Services  
Investment Category: Business & Operations Support

Mode: Systemwide  
Location: Systemwide

#### Description

This program develops and pilots projects to test and evaluate new technology and practices for suitability and performance within Metro operations. Once tested and evaluated by the sustainability team, these new technologies and processes can be rolled out fully across Metro as part of wider capital investments or operational improvements. Projects typically focus on methods to reduce waste, decrease consumption of energy and water, and assess resilience against environmental factors.



#### Expected Outcome

Identify investments to reduce Metro's energy consumption, improve environmental stewardship, increase Metro's resiliency, and contribute to improved quality of life in the region.

#### Strategic Drivers



#### Overall Status

(Programs are ongoing)

Development & Evaluation	●
Implementation & Construction	●
Operations Activation	●

In Q2, Metro continued to advance its sustainability and decarbonization initiatives for Sustainability Program Support. The ongoing work on the decarbonization strategy focused on energy and greenhouse gas modeling, alongside project development. In the realm of electric vehicle (EV) charging, the analysis persisted to determine an implementation plan and develop a Request for Proposal (RFP). Additionally, efforts were underway in the technical support services for sustainability, resiliency, project management, and construction management (PMCM) areas.

#### Budget and Funding (\$ Millions)

FY2024 Current Budget	YTD % Budget Expended
\$4.70	24.8%
FY2024 Funding Sources	YTD Expended
Formula	\$0.00
PRIIA	\$0.00
Other	\$0.00
Federal Subtotal	\$0.00
System Performance	\$1.40
Reimbursable/Other	\$0.00
DC Dedicated Funding	(\$0.03)
MD Dedicated Funding	(\$0.02)
VA Non-Restricted Dedicated Funding	(\$0.02)
VA Restricted Dedicated Funding	(\$0.01)
Local Subtotal	\$1.32
Debt	\$0.00
Net Accruals	(\$0.03)
Total FY2024 Expenditures	\$1.17



## WASHINGTON METROPOLITAN AREA TRANSIT AUTHORITY

(CIP0212)

### Top 30 Active Contracts by Allocated CIP Value

Contract Number	Vendor	Activity	Contract Value	Allocated CIP Value	Contract Start Date	Contract Expiration Date
FQ18033I	AECOM-STV JV	CONSULT	\$45,500,000	\$819,510	7/1/2018	6/30/2025
CLAND211254-5C	Jones Lang LaSalle Americas Inc	CONSULT	\$0	\$599,210	11/16/2022	11/15/2027
FQ18033E	Louis Berger (DC), PLLC/Urban Engineers	CONSULT	\$22,500,000	\$186,638	8/21/2018	4/1/2024





# WASHINGTON METROPOLITAN AREA TRANSIT AUTHORITY

## (CIP0213) Capital Program Development Support

### FY2024 Q2

Initiative Type: Program  
Investment Program: Support Equipment/Services  
Investment Category: Business & Operations Support

Mode: Systemwide  
Location: Systemwide

#### Description

This program supports resources necessary to perform capital program development, monitoring, reporting, and strategic planning.



#### Expected Outcome

Improves Metro's ability to plan, evaluate, prioritize, and report on its extensive capital improvement program.

#### Strategic Drivers



#### Overall Status

(Programs are ongoing)

Development & Evaluation	<input type="radio"/>
Implementation & Construction	<input checked="" type="radio"/>
Operations Activation	<input type="radio"/>

In Q2, Metro sustained its commitment to managing the FY24 capital program and concurrently worked on developing the FY25-FY30 proposed six-year capital program budget. This encompassed comprehensive efforts in public and internal communications, emphasizing content development, templates, reports, and asset management. The collaborative support from staff augmentation by AECOM and WSP played a pivotal role, providing technical support, contributing to business case development, offering project support, and assisting in communication outreach and grants management support.

#### Budget and Funding (\$ Millions)

FY2024 Current Budget	YTD % Budget Expended
\$28.90	52.3%

FY2024 Funding Sources	YTD Expended
Formula	\$0.00
PRIIA	\$0.00
Other	\$0.00
<b>Federal Subtotal</b>	<b>\$0.00</b>
System Performance	\$7.73
Reimbursable/Other	\$0.00
DC Dedicated Funding	\$2.70
MD Dedicated Funding	\$2.52
VA Non-Restricted Dedicated Funding	\$1.80
VA Restricted Dedicated Funding	\$0.53
<b>Local Subtotal</b>	<b>\$15.28</b>
<b>Debt</b>	<b>\$0.00</b>
<b>Net Accruals</b>	<b>(\$0.65)</b>
<b>Total FY2024 Expenditures</b>	<b>\$15.13</b>



# WASHINGTON METROPOLITAN AREA TRANSIT AUTHORITY

(CIP0213)

## Top 30 Active Contracts by Allocated CIP Value

Contract Number	Vendor	Activity	Contract Value	Allocated CIP Value	Contract Start Date	Contract Expiration Date
FQ15190A	AECOM, USA, INC.	CONSULT	\$30,500,000	\$17,176,509	3/29/2018	6/30/2024
CCPPM23008	WSP USA Inc.	CONSULT	\$6,013,766	\$6,013,766	6/9/2023	6/8/2026



# WASHINGTON METROPOLITAN AREA TRANSIT AUTHORITY

## (CIP0218) Metrorail Station Improvements

### FY2024 Q2

Initiative Type: Program  
Investment Program: Platforms & Structures  
Investment Category: Stations and Passenger Facilities

Mode: Rail  
Location: Systemwide

#### Description

This program supports rehabilitation of station components throughout the system including shaft repairs, entry gates, flooring, and other components and amenities.



#### Expected Outcome

Improves safety and customer experience by modernizing and maintaining Metrorail station infrastructure and systems in a state of good repair as measured by the Metrorail customer injury rate performance indicator [FY21 target of ≤177 injuries]. Prevents crime and increases the security of employees and customers by ensuring station entry gates are functional.

#### Strategic Drivers



Safety



Security



Reliability/SGR

#### Overall Status

(Programs are ongoing)

Development & Evaluation	
Implementation & Construction	
Operations Activation	

During Q2, the design stage for Package 1, encompassing four stations (Gallery Place, Smithsonian, L'Enfant, and Waterfront) with a total of seven entrances, reached successful completion. The finalized designs for Package 1 have been transferred to MATOC, marking the initiation of the implementation phase.

#### Budget and Funding (\$ Millions)

FY2024 Current Budget	YTD % Budget Expended
\$1.90	60.6%

FY2024 Funding Sources	YTD Expended
Formula	\$0.00
PRIIA	\$0.00
Other	\$0.00
<b>Federal Subtotal</b>	<b>\$0.00</b>
System Performance	\$0.00
Reimbursable/Other	\$0.00
DC Dedicated Funding	\$0.04
MD Dedicated Funding	\$0.03
VA Non-Restricted Dedicated Funding	\$0.02
VA Restricted Dedicated Funding	\$0.01
<b>Local Subtotal</b>	<b>\$0.10</b>
<b>Debt</b>	<b>\$0.21</b>
<b>Net Accruals</b>	<b>\$0.85</b>
<b>Total FY2024 Expenditures</b>	<b>\$1.15</b>



# WASHINGTON METROPOLITAN AREA TRANSIT AUTHORITY

(CIP0218)

## Top 30 Active Contracts by Allocated CIP Value

Contract Number	Vendor	Activity	Contract Value	Allocated CIP Value	Contract Start Date	Contract Expiration Date
FQ18033G	Gannett Fleming Engineers and Architects	CONSULT	\$105,000,000	\$1,228,390	8/23/2018	8/30/2024
FQ18033F	DHA/RK&K Joint Venture	CONSULT	\$115,000,000	\$75,722	8/16/2018	8/1/2024
FQ19172Q	CSI Engineering P C	ENGINEERING	\$1,400,000	\$867,271	10/3/2019	1/29/2025



# WASHINGTON METROPOLITAN AREA TRANSIT AUTHORITY

## (CIP0219) Rail Station Lighting Improvements

### FY2024 Q2

Initiative Type: Program  
Investment Program: Station Systems  
Investment Category: Stations and Passenger Facilities

Mode: Rail  
Location: Systemwide

#### Description

This program improves the lighting and illumination levels within rail stations, including mezzanines, lower level platforms and track beds of Metrorail stations. In addition, exterior lighting as customers access the stations including station pathways and bus loops, are also replaced through this program.



#### Expected Outcome

Provides lighting to improve customer and employee safety and security as measured by the Metrorail customer injury rate performance indicator [FY21 target of ≤177 injuries], and the rate of crimes against passengers performance indicator [FY21 target of ≤840 crimes]. In addition, newer lights are more efficient and reduce Metro's energy consumption.

#### Strategic Drivers



Safety



Security



Reliability/SGR

#### Overall Status

(Programs are ongoing)

Development & Evaluation	<input type="radio"/>
Implementation & Construction	<input checked="" type="radio"/>
Operations Activation	<input checked="" type="radio"/>

In Q2, progress continued across multiple lighting improvement projects. In CIP0219, the Courthouse escalator incline lighting was successfully completed, addressing issues with illumination angle lights and providing spare fixtures at various stations. CIP0219\_03 saw the installation of platform edge lighting at Fort Totten, along with other stations such as Mt Vernon Square, Gallery Place, and Archives. The mobilization for Phase IIA-Site Lighting Replacement in CIP0219\_04 at Takoma began, facing challenges like material delivery delays and scope revisions.

#### Budget and Funding (\$ Millions)

FY2024 Current Budget	YTD % Budget Expended
\$30.00	48.8%

FY2024 Funding Sources	YTD Expended
Formula	\$0.00
PRIIA	\$0.00
Other	\$0.00
<b>Federal Subtotal</b>	<b>\$0.00</b>
System Performance	\$0.00
Reimbursable/Other	\$0.00
DC Dedicated Funding	\$0.11
MD Dedicated Funding	\$0.10
VA Non-Restricted Dedicated Funding	\$0.07
VA Restricted Dedicated Funding	\$0.02
<b>Local Subtotal</b>	<b>\$0.30</b>
<b>Debt</b>	<b>\$12.92</b>
<b>Net Accruals</b>	<b>\$2.23</b>
<b>Total FY2024 Expenditures</b>	<b>\$14.65</b>



# WASHINGTON METROPOLITAN AREA TRANSIT AUTHORITY

(CIP0219)

## Top 30 Active Contracts by Allocated CIP Value

Contract Number	Vendor	Activity	Contract Value	Allocated CIP Value	Contract Start Date	Contract Expiration Date
FQ18033G	Gannett Fleming Engineers and Architects	CONSULT	\$105,000,000	\$50,000	8/23/2018	8/30/2024
FQ18033F	DHA/RK&K Joint Venture	CONSULT	\$115,000,000	\$5,000	8/16/2018	8/1/2024
FATOC222351 - A	Aldridge Electric Inc	CONSTRUCTION	\$10,000,000	\$239,383	2/3/2023	2/2/2028
FRSMP222122	Aldridge Electric Inc	CONSTRUCTION	\$50,210,333	\$50,210,333	2/7/2023	2/28/2026
FATOC222351 - A	Aldridge Electric Inc	CONSTRUCTION	\$10,000,000	\$242,981	2/3/2023	2/2/2028
FQ19172Q	CSI Engineering P C	ENGINEERING	\$3,500,000	\$650,308	10/3/2019	1/29/2025



# WASHINGTON METROPOLITAN AREA TRANSIT AUTHORITY

## (CIP0220) Bus Planning Studies Program

### FY2024 Q2

Initiative Type: Program  
Investment Program: Passenger Facilities/Systems  
Investment Category: Bus, Bus Facilities & Paratransit  
Mode: Bus  
Location: Systemwide

#### Description

This program advances Metrobus planning studies necessary to sustain the network of services and facilities. Efforts focus on service plans, customer information, facilities management, bus stop accessibility, transit operations, traffic management and service delivery.



#### Expected Outcome

Optimizes bus service levels and delivery by Metro and other bus services across the region.

#### Strategic Drivers



Safety



Security



Reliability/SGR

#### Overall Status

(Programs are ongoing)

Development & Evaluation	●
Implementation & Construction	●
Operations Activation	●

During Q2, Metro continued its work in the Bus Planning Studies Program. The Bus Ops Facilities Study was successfully awarded, and there are expectations for additional related studies to follow as part of this ongoing project. The "Better Bus Network Implementation" is anticipated to start in Q2 FY25 and "Bus Terminals Concept Design" study was just issued an NTP (notice to proceed).

#### Budget and Funding (\$ Millions)

FY2024 Current Budget	YTD % Budget Expended
\$1.30	10.1%

FY2024 Funding Sources	YTD Expended
Formula	\$0.00
PRIIA	\$0.00
Other	\$0.00
Federal Subtotal	\$0.00
System Performance	\$0.04
Reimbursable/Other	\$0.00
DC Dedicated Funding	\$0.00
MD Dedicated Funding	\$0.00
VA Non-Restricted Dedicated Funding	\$0.00
VA Restricted Dedicated Funding	\$0.00
Local Subtotal	\$0.04
Debt	\$0.09
Net Accruals	\$0.00
Total FY2024 Expenditures	\$0.13





## WASHINGTON METROPOLITAN AREA TRANSIT AUTHORITY

(CIP0220)

### Top 30 Active Contracts by Allocated CIP Value

Contract Number	Vendor	Activity	Contract Value	Allocated CIP Value	Contract Start Date	Contract Expiration Date
CPLAN222056-KJC	Via Transportation Inc	CONSULT	\$245,365	\$245,365	4/25/2022	4/24/2024





# WASHINGTON METROPOLITAN AREA TRANSIT AUTHORITY

## (CIP0221) Bus Customer Facility Improvements

### FY2024 Q2

Initiative Type: Program  
Investment Program: Passenger Facilities/Systems  
Investment Category: Bus, Bus Facilities & Paratransit  
Mode: Bus  
Location: Systemwide

#### Description

This program upgrades Metrobus facilities and amenities to achieve and maintain a state of good repair and improve delivery of customer information.



#### Expected Outcome

Provides more comfortable bus shelters and improves compliance with ADA guidelines. Improves customer communication and information through proper signage, maps and schedules for riders to clearly see bus stops and bus route timetables resulting in improved bus customer satisfaction.

#### Strategic Drivers



Safety



Security



Reliability/SGR

#### Overall Status

(Programs are ongoing)

Development & Evaluation	●
Implementation & Construction	●
Operations Activation	●

Work continued in Q2 in the Customer Electronic Information Displays project. A total of 54 ePaper and 40 LED signs were successfully installed at various locations, enhancing customer communications. Additionally, a contract was awarded for the supply and installation of 32 bus shelters at four bus loop locations, including Rhode Island Ave, Fort Totten, Addison Rd, and Brookland. The project continued with the procurement, furnishing, and installation of College Park station purple line bus shelters. Efforts were also directed towards the relocation of the existing WMATA revenue parking lot at New Carrollton Station as part of the ongoing construction.

#### Budget and Funding (\$ Millions)

FY2024 Current Budget	YTD % Budget Expended
\$12.90	19.6%

FY2024 Funding Sources	YTD Expended
Formula	\$0.35
PRIIA	\$0.00
Other	\$0.00
<b>Federal Subtotal</b>	<b>\$0.35</b>
System Performance	\$0.00
Reimbursable/Other	\$0.00
DC Dedicated Funding	\$0.10
MD Dedicated Funding	\$0.10
VA Non-Restricted Dedicated Funding	\$0.07
VA Restricted Dedicated Funding	\$0.02
<b>Local Subtotal</b>	<b>\$0.29</b>
<b>Debt</b>	<b>\$1.78</b>
<b>Net Accruals</b>	<b>\$0.23</b>
<b>Total FY2024 Expenditures</b>	<b>\$2.52</b>



# WASHINGTON METROPOLITAN AREA TRANSIT AUTHORITY

(CIP0221)

## Top 30 Active Contracts by Allocated CIP Value

Contract Number	Vendor	Activity	Contract Value	Allocated CIP Value	Contract Start Date	Contract Expiration Date
FQ18033G	Gannett Fleming Engineers and Architects	CONSULT	\$105,000,000	\$1,316,000	8/23/2018	8/30/2024
FQ18033G	Gannett Fleming Engineers and Architects	CONSULT	\$105,000,000	\$100,000	8/23/2018	8/30/2024
FQ18033G	Gannett Fleming Engineers and Architects	CONSULT	\$105,000,000	\$30,000	8/23/2018	8/30/2024
FQ18033F	DHA/RK&K Joint Venture	CONSULT	\$115,000,000	\$72,804	8/16/2018	8/1/2024
FQ19172Q	CSI Engineering P C	CONSULT	\$5,588,000	\$174,946	10/3/2019	1/29/2025
FQ18033B	HNTB Corporation	CONSULT	\$106,860,293	\$101,537	8/2/2018	8/2/2024
FQ19172Q	CSI Engineering P C	CONSULT	\$5,588,000	\$88,537	10/3/2019	1/29/2025
FQ19273C	Wycliffe Technologies, Inc.	CONSTRUCTIO N	\$320,000	\$32,961	3/27/2020	3/26/2025
FQ19273D	ADP Consultants, Inc.	CONSTRUCTIO N	\$5,139,218	\$147,120	3/27/2020	3/25/2025
FQ18155	Luminator Technology Group Global LLC	EQUIP_MATL	\$12,693,556	\$1,121,950	2/28/2019	2/27/2024



# WASHINGTON METROPOLITAN AREA TRANSIT AUTHORITY

## (CIP0225) Heavy Repair and Overhaul Facility

### FY2024 Q2

Initiative Type: Project  
Investment Program: Maintenance Facilities  
Investment Category: Railcar and Railcar Facilities

Mode: Rail  
Location: Maryland

### Description

This project constructs a new Heavy Repair and Overhaul (HRO) Facility in Landover, MD. This will consolidate railcar overhaul functions into a dedicated facility. Currently, railcar rehabilitation and overhaul functions are split between Brentwood and Greenbelt Rail Yards.



### Expected Outcome

Improves the efficiency of railcar maintenance by consolidating overhaul operations into one facility. Also provides workers with a modern facility and shop equipment.

### Strategic Drivers



Safety



Security



Reliability/SGR

### Overall Status

Development & Evaluation	
Implementation & Construction	
Operations Activation	

In Q2, WMATA made a strategic shift in its approach to the Design Build Contract for the HRO project. The contract was terminated for convenience in December, and a Limited Notice-to-Proceed was issued to an on-call consultant. The consultant is tasked with performing a value engineering exercise to assess the feasibility of reusing the existing warehouses for the project.

### Budget and Funding (\$ Millions)

FY2024 Current Budget	YTD % Budget Expended
\$62.50	3.4%

FY2024 Funding Sources	YTD Expended
Formula	\$3.47
PRIIA	\$0.00
Other	\$0.00
<b>Federal Subtotal</b>	<b>\$3.47</b>
System Performance	\$0.00
Reimbursable/Other	\$0.00
DC Dedicated Funding	\$0.07
MD Dedicated Funding	\$0.07
VA Non-Restricted Dedicated Funding	\$0.05
VA Restricted Dedicated Funding	\$0.01
<b>Local Subtotal</b>	<b>\$0.20</b>
Debt	\$0.10
Net Accruals	(\$1.28)
<b>Total FY2024 Expenditures</b>	<b>\$2.13</b>



# WASHINGTON METROPOLITAN AREA TRANSIT AUTHORITY

(CIP0225)

## Top 30 Active Contracts by Allocated CIP Value

Contract Number	Vendor	Activity	Contract Value	Allocated CIP Value	Contract Start Date	Contract Expiration Date
FQ18033G	Gannett Fleming Engineers and Architects	CONSULT	\$105,000,000	\$170,000	8/23/2018	8/30/2024
FQ18033C	WSP USA Inc.	CONSULT	\$83,950,000	\$1,435,355	8/15/2018	3/31/2024
C20147	K&J Safety & Security Consulting	CONSTRUCTION	\$19,773,890	\$120,000	9/30/2020	10/31/2025
FQ18033B	HNTB Corporation	ENGINEERING	\$92,374,562	\$64,257	8/2/2018	8/2/2024
FQ19172L	Johnson, Mirmiran & Thompson Inc.	ENGINEERING	\$5,000,000	\$636,361	10/3/2019	10/3/2024
FQ19172M	Mott MacDonald-WSP Joint Venture	ENGINEERING	\$50,000,000	\$365,938	10/3/2019	10/3/2024



# WASHINGTON METROPOLITAN AREA TRANSIT AUTHORITY

## (CIP0231) Good Luck Road Facility

### FY2024 Q2

Initiative Type: Project

Mode: Systemwide

Investment Program:

Location:

Investment Category:

#### Description



#### Expected Outcome

#### Strategic Drivers



Safety



Security



Reliability/SGR

#### Overall Status

Development & Evaluation	<input type="radio"/>
Implementation & Construction	<input type="radio"/>
Operations Activation	<input type="radio"/>

no ongoing/active tasks

#### Budget and Funding (\$ Millions)

FY2024 Current Budget	YTD % Budget Expended
\$0.00	0.0%

FY2024 Funding Sources	YTD Expended
Formula	\$0.00
PRIIA	\$0.00
Other	\$0.00
<b>Federal Subtotal</b>	<b>\$0.00</b>
System Performance	\$0.00
Reimbursable/Other	\$0.00
DC Dedicated Funding	\$0.00
MD Dedicated Funding	\$0.00
VA Non-Restricted Dedicated Funding	\$0.00
VA Restricted Dedicated Funding	\$0.00
<b>Local Subtotal</b>	<b>\$0.00</b>
<b>Debt</b>	<b>\$0.00</b>
<b>Net Accruals</b>	<b>(\$0.09)</b>
<b>Total FY2024 Expenditures</b>	<b>(\$0.09)</b>



## WASHINGTON METROPOLITAN AREA TRANSIT AUTHORITY

(CIP0231)

### Top 30 Active Contracts by Allocated CIP Value

Contract Number	Vendor	Activity	Contract Value	Allocated CIP Value	Contract Start Date	Contract Expiration Date
FQ18033G	Gannett Fleming Engineers and Architects	CONSULT	\$105,000,000	\$1,444	8/23/2018	8/30/2024





# WASHINGTON METROPOLITAN AREA TRANSIT AUTHORITY

## (CIP0241) Flood Resiliency Infrastructure Upgrades

FY2024 Q2

Initiative Type: Project  
Investment Program: Station Systems  
Investment Category: Stations and Passenger Facilities

Mode: Rail  
Location: Systemwide

### Description

Since the opening of the first Metro line over 40 years ago, changes in local development, aging of the system, updates in design guidelines and criteria, and the effects of extreme weather events have led to flooding vulnerabilities in the system. This project will assess and construct mitigations to protect stations from flood waters entering into the rail system.



### Expected Outcome

Reduces disruption to revenue service and increases passenger safety. Mitigates risk of fire, smoke, and other incidents caused by water intrusion into Metrorail tunnels and stations. Measured by the following performance indicators: Rail Infrastructure Availability performance indicator [FY21 target  $\leq 7.9\%$  of track under performance restrictions] and fire incidents performance indicator [FY21 target of  $\leq 66$  incidents annually]. Protects infrastructure and equipment, reducing frequency and cost of repairs and replacements.

### Strategic Drivers



Safety



Security



Reliability/SGR

### Overall Status

Development & Evaluation	<input type="radio"/>
Implementation & Construction	<input type="radio"/>
Operations Activation	<input type="radio"/>

In Q2 the Phase II design for flood resiliency upgrades at 10 locations is ongoing. Notably, 60% of the design has been completed for all sites, including D10 Tiebreaker Station, Fort Totten Metro Police Station, Franconia-Springfield Metro Police Station, Mount Vernon Square/7th Street – Convention Center Station, Ohio Drive Traction Power Substation (Yellow Line), Riggs Road Retaining Wall, Rosslyn Station, Stadium Armory Traction Power Substation (TPSS), Landover Station Commercial Driver License (CDL) Parking Lot (new site), and Largo Town Center Station (new site). The design work encompasses addressing vulnerabilities in gates, flood hardening, and updating flood emergency response plans.

### Budget and Funding (\$ Millions)

FY2024 Current Budget	YTD % Budget Expended	
\$1.10	57.8%	
FY2024 Funding Sources		YTD Expended
Formula		\$0.00
PRIIA		\$0.00
Other		\$0.00
Federal Subtotal		\$0.00
System Performance		\$0.00
Reimbursable/Other		\$0.00
DC Dedicated Funding		\$0.21
MD Dedicated Funding		\$0.19
VA Non-Restricted Dedicated Funding		\$0.14
VA Restricted Dedicated Funding		\$0.04
Local Subtotal		\$0.58
Debt		\$0.00
Net Accruals		\$0.06
Total FY2024 Expenditures		\$0.64



# WASHINGTON METROPOLITAN AREA TRANSIT AUTHORITY

(CIP0241)

## Top 30 Active Contracts by Allocated CIP Value

Contract Number	Vendor	Activity	Contract Value	Allocated CIP Value	Contract Start Date	Contract Expiration Date
FQ18033I	AECOM-STV JV	CONSULT	\$40,000,000	\$1,244,170	7/1/2018	6/30/2025
FQ19172D	Jacobs Engineering Group Inc	ENGINEERING	\$7,500,000	\$964,603	10/3/2019	11/14/2024
FQ19172M	Mott MacDonald-WSP Joint Venture	ENGINEERING	\$51,000,000	\$879,354	10/3/2019	10/3/2024
FQ19172D	Jacobs Engineering Group Inc	ENGINEERING	\$7,500,000	\$558,247	10/3/2019	11/14/2024





# WASHINGTON METROPOLITAN AREA TRANSIT AUTHORITY

## (CIP0242) Rail System Drainage Rehabilitation Program

### FY2024 Q2

Initiative Type: Program  
Investment Program: Station Systems  
Investment Category: Stations and Passenger Facilities

Mode: Rail  
Location: Systemwide

#### Description

This program replaces and improves drainage pumping stations that have exceeded their lifecycle throughout the Metrorail system and supports implementation of flood resiliency improvements.



#### Expected Outcome

Reduces disruption to revenue service and mitigates some of the risk of fire, smoke, and other incidents caused by excess water collecting within Metrorail tunnels and stations as measured by the Rail Infrastructure Availability performance indicator [FY21 target ≤7.9% of track under performance restrictions]. Protects Metro infrastructure and equipment which reduces the frequency and cost of repairs and replacements and helps prevent potential safety issues.

#### Strategic Drivers



Safety



Security



Reliability/SGR

#### Overall Status

(Programs are ongoing)

Development & Evaluation	<input type="radio"/>
Implementation & Construction	<input checked="" type="radio"/>
Operations Activation	<input type="radio"/>

During Q2, the WMATA project for replacing drainage pumping stations and discharge line piping continued to progress. The work at several locations, including Medical Center, Silver Spring, Metro Center, and L'Enfant Plaza, continued for new Drainage Pumping Station (DPS) systems. Additionally, temporary pumps at Van Ness and Judiciary Sq. were in progress, and a Project Change Request was approved to accelerate construction of temporary pump stations for Friendship Heights and Forest Glen.

#### Budget and Funding (\$ Millions)

FY2024 Current Budget	YTD % Budget Expended
\$14.10	63.1%

FY2024 Funding Sources	YTD Expended
Formula	\$0.00
PRIIA	\$0.00
Other	\$0.00
<b>Federal Subtotal</b>	<b>\$0.00</b>
System Performance	\$0.00
Reimbursable/Other	\$0.00
DC Dedicated Funding	\$0.05
MD Dedicated Funding	\$0.05
VA Non-Restricted Dedicated Funding	\$0.04
VA Restricted Dedicated Funding	\$0.01
<b>Local Subtotal</b>	<b>\$0.15</b>
<b>Debt</b>	<b>\$8.88</b>
<b>Net Accruals</b>	<b>\$0.72</b>
<b>Total FY2024 Expenditures</b>	<b>\$8.90</b>



# WASHINGTON METROPOLITAN AREA TRANSIT AUTHORITY

(CIP0242)

## Top 30 Active Contracts by Allocated CIP Value

Contract Number	Vendor	Activity	Contract Value	Allocated CIP Value	Contract Start Date	Contract Expiration Date
FQ18033G	Gannett Fleming Engineers and Architects	CONSULT	\$105,000,000	\$20,000	8/23/2018	8/30/2024
FQ18033G	Gannett Fleming Engineers and Architects	CONSULT	\$105,000,000	\$10,000	8/23/2018	8/30/2024
FIRPG211167	M & M Welding & Fabricators Inc	CONSTRUCTIO N	\$26,800,200	\$10,814,518	9/24/2021	9/23/2024
FIRPG211167	M & M Welding & Fabricators Inc	CONSTRUCTIO N	\$26,800,200	\$15,985,682	9/24/2021	9/23/2024



# WASHINGTON METROPOLITAN AREA TRANSIT AUTHORITY

## (CIP0246) General Engineering

### FY2024 Q2

Initiative Type: Program Mode: Rail  
Investment Program: Fixed Rail Location: Systemwide  
Investment Category: Track and Structures Rehabilitation

#### Description

This program provides general engineering support services for the development of architectural and engineering concept designs to help define the capital projects and address needs that may not be captured as part of other larger capital initiatives. This program helps resolve priority issues identified by Metro's engineers.



#### Expected Outcome

Develops engineering solutions for maintenance and improvement needs that could lead to a capital investment.

#### Strategic Drivers



Safety



Security



Reliability/SGR

#### Overall Status

(Programs are ongoing)

Development & Evaluation	<input type="radio"/>
Implementation & Construction	<input checked="" type="radio"/>
Operations Activation	<input type="radio"/>

In Q2, WMATA continued to leverage staff augmentation support for various critical areas, including Building Information Modeling (BIM), obtaining trestle demolition permits for the Office of Design and Construction, and providing on-call general structural support. The staff augmentation played a crucial role in identifying and supporting specific initiatives that required engineering services, contributing to the development of engineering solutions for maintenance and improvement needs that could potentially lead to capital investments.

#### Budget and Funding (\$ Millions)

FY2024 Current Budget	YTD % Budget Expended
\$7.90	127.5%

FY2024 Funding Sources	YTD Expended
Formula	\$0.00
PRIIA	\$0.00
Other	\$0.00
<b>Federal Subtotal</b>	\$0.00
System Performance	\$11.64
Reimbursable/Other	\$0.00
DC Dedicated Funding	(\$0.36)
MD Dedicated Funding	(\$0.34)
VA Non-Restricted Dedicated Funding	(\$0.24)
VA Restricted Dedicated Funding	(\$0.07)
<b>Local Subtotal</b>	\$10.63
Debt	\$0.00
Net Accruals	(\$1.63)
<b>Total FY2024 Expenditures</b>	\$10.08



# WASHINGTON METROPOLITAN AREA TRANSIT AUTHORITY

(CIP0246)

## Top 30 Active Contracts by Allocated CIP Value

Contract Number	Vendor	Activity	Contract Value	Allocated CIP Value	Contract Start Date	Contract Expiration Date
FQ18033I	AECOM-STV JV	CONSULT	\$40,000,000	\$178,683	7/1/2018	6/30/2025
CENGA211235	DLT Solutions, LLC	IT_SOFTWARE_OTH	\$510,484	\$510,484	6/30/2021	6/30/2024
FQ18033F	DHA/RK&K Joint Venture	ENGINEERING	\$115,000,000	\$273,094	8/16/2018	8/1/2024
CENGA233083	IHS Global Inc	IT_SOFTWARE_OTH	\$145,872	\$152,665	12/2/2022	12/11/2024
FQ18033I	AECOM-STV JV	ENGINEERING	\$70,000,000	\$134,036	7/1/2018	6/30/2025
FQ18033C	WSP USA Inc.	ENGINEERING	\$83,950,000	\$117,258	8/15/2018	3/31/2024
FQ18033C	WSP USA Inc.	ENGINEERING	\$83,950,000	\$212,328	8/15/2018	3/31/2024
FQ19172G	Gannett Fleming Engineers and Architects	ENGINEERING	\$78,300,000	\$5,419,998	10/3/2019	11/14/2024
FQ19172M	Mott MacDonald-WSP Joint Venture	ENGINEERING	\$50,000,000	\$1,610,669	10/3/2019	10/3/2024
FQ19172R	KGP Design Studio LLC.	ENGINEERING	\$300,000	\$236,881	10/3/2019	10/3/2024
FQ19172KGP	KGP Design Studio LLC	ENGINEERING	\$2,050,000	\$51,871	10/3/2019	10/3/2024
FQ19172M	Mott MacDonald-WSP Joint Venture	ENGINEERING	\$50,000,000	\$1,500,853	10/3/2019	10/3/2024
FQ19172G	Gannett Fleming Engineers and Architects	ENGINEERING	\$78,300,000	\$7,188,103	10/3/2019	11/14/2024



# WASHINGTON METROPOLITAN AREA TRANSIT AUTHORITY

## (CIP0247) Emergency Construction and Emerging Needs Program

### FY2024 Q2

Initiative Type: Program  
Investment Program: Fixed Rail  
Investment Category: Track and Structures Rehabilitation

Mode: Rail  
Location: Systemwide

#### Description

This program supports emergent and emergency needs that arise across the system beyond the scope of other established capital investments.



#### Expected Outcome

Resolves emergency and emergent issues that impact Metro service and reliability.

#### Strategic Drivers



Safety



Security



Reliability/SGR

#### Overall Status

(Programs are ongoing)

Development & Evaluation	<input type="radio"/>
Implementation & Construction	<input checked="" type="radio"/>
Operations Activation	<input checked="" type="radio"/>

In Q2, WMATA sustained its efforts to address water intrusion at Shady Grove as part of CIP0247\_04. Track ID signage under CIP0247\_05 has been descoped as Metro plans to complete it as part of their regular track maintenance.

#### Budget and Funding (\$ Millions)

FY2024 Current Budget	YTD % Budget Expended
\$15.70	19.7%

FY2024 Funding Sources	YTD Expended
Formula	\$0.00
PRIIA	\$0.00
Other	\$0.00
<b>Federal Subtotal</b>	<b>\$0.00</b>
System Performance	\$0.00
Reimbursable/Other	\$0.00
DC Dedicated Funding	\$0.07
MD Dedicated Funding	\$0.07
VA Non-Restricted Dedicated Funding	\$0.05
VA Restricted Dedicated Funding	\$0.01
<b>Local Subtotal</b>	<b>\$0.21</b>
<b>Debt</b>	<b>\$2.71</b>
<b>Net Accruals</b>	<b>\$0.20</b>
<b>Total FY2024 Expenditures</b>	<b>\$3.09</b>



# WASHINGTON METROPOLITAN AREA TRANSIT AUTHORITY

(CIP0247)

## Top 30 Active Contracts by Allocated CIP Value

Contract Number	Vendor	Activity	Contract Value	Allocated CIP Value	Contract Start Date	Contract Expiration Date
FQ18033G	Gannett Fleming Engineers and Architects	CONSULT	\$105,000,000	\$3,104,134	8/23/2018	8/30/2024
FQ18033G	Gannett Fleming Engineers and Architects	CONSULT	\$105,000,000	\$10,000	8/23/2018	8/30/2024
FQ18033G	Gannett Fleming Engineers and Architects	CONSULT	\$105,000,000	\$100,000	8/23/2018	8/30/2024
FQ18033F	DHA/RK&K Joint Venture	CONSULT	\$115,000,000	\$195,624	8/16/2018	8/1/2024
FQ18033I	AECOM-STV JV	CONSULT	\$70,000,000	\$50,000	7/1/2018	6/30/2025
FQ18033F	DHA/RK&K Joint Venture	CONSULT	\$115,000,000	\$61,410	8/16/2018	8/1/2024
FQ18033F	DHA/RK&K Joint Venture	CONSULT	\$115,000,000	\$34,410	8/16/2018	8/1/2024
FQ19273A	Consolidated Construction & Engineering	CONSTRUCTION	\$660,000	\$169,430	3/27/2020	3/26/2025
FQ19273C	Wycliffe Technologies, Inc.	CONSTRUCTION	\$320,000	\$87,820	3/27/2020	3/26/2025
FQ19273A	Consolidated Construction & Engineering	CONSTRUCTION	\$660,000	\$109,171	3/27/2020	3/26/2025





# WASHINGTON METROPOLITAN AREA TRANSIT AUTHORITY

## (CIP0251) Automatic Train Control State of Good Repair

### FY2024 Q2

Initiative Type: Program Mode: Rail  
Investment Program: Signals & Communications Location: Systemwide  
Investment Category: Rail Systems

#### Description

This program replaces aging Automatic Train Control (ATC) systems, Train Control Room (TCR) infrastructure and wayside equipment. Obsolete and failing equipment must be replaced at intervals ranging from 20 to 40 years.



#### Expected Outcome

Increases the safety of Metrorail operations and provides reliable signal operation to minimize disruptions to rail service as measured by the Rail Infrastructure Availability performance indicator [FY21 target  $\leq 7.9\%$  of track under performance restrictions] and the Metrorail customer injury rate performance indicator [FY21 target of  $\leq 177$  customer injuries] and prevent potential safety issues.

#### Strategic Drivers



Safety



Security



Reliability/SGR

#### Overall Status

(Programs are ongoing)

Development & Evaluation	
Implementation & Construction	
Operations Activation	

During Q2, the contractor for project 251\_15 continued the submission of design materials for WMATA's review and approval. The project team reviewed these submittals with key stakeholders, with design tasks scheduled to continue until May 2024. While construction has not yet commenced, it is set to start in the next quarter, with 60% of the design already completed. The Automatic Train Control State of Good Repair Program work continued, including the replacement of 6 switch machines, 9 high-current bonds, and 9 cables. Additionally, testing was conducted at 11 locations to complete cable meggering insulation testing. In the Grade of Automation Level 2 Project, formerly known as the "Return to Automatic Train Operation," Red Line Integrated Testing for Automatic Door Operation (ADO) was successfully completed with zero safety issues.

#### Budget and Funding (\$ Millions)

FY2024 Current Budget	YTD % Budget Expended
\$79.80	39.7%

FY2024 Funding Sources	YTD Expended
Formula	\$0.00
PRIIA	\$11.92
Other	\$0.00
<b>Federal Subtotal</b>	<b>\$11.92</b>
System Performance	\$0.00
Reimbursable/Other	\$0.00
DC Dedicated Funding	\$0.07
MD Dedicated Funding	\$0.07
VA Non-Restricted Dedicated Funding	\$0.05
VA Restricted Dedicated Funding	\$0.01
<b>Local Subtotal</b>	<b>\$0.20</b>
<b>Debt</b>	<b>\$18.41</b>
<b>Net Accruals</b>	<b>\$1.25</b>
<b>Total FY2024 Expenditures</b>	<b>\$31.72</b>



# WASHINGTON METROPOLITAN AREA TRANSIT AUTHORITY

(CIP0251)

## Top 30 Active Contracts by Allocated CIP Value

Contract Number	Vendor	Activity	Contract Value	Allocated CIP Value	Contract Start Date	Contract Expiration Date
FQ18033G	Gannett Fleming Engineers and Architects	CONSULT	\$105,000,000	\$1,821,026	8/23/2018	8/30/2024
FQ18033G	Gannett Fleming Engineers and Architects	CONSULT	\$105,000,000	\$120,000	8/23/2018	8/30/2024
FQ18033C	WSP USA Inc.	CONSULT	\$83,950,000	\$2,023,231	8/15/2018	3/31/2024
FQ19172G	Gannett Fleming Engineers and Architects	CONSULT	\$76,750,000	\$1,098,736	10/3/2019	11/14/2024
FQ18033F	DHA/RK&K Joint Venture	CONSULT	\$112,802,000	\$400,329	8/16/2018	8/1/2024
FQ18033A	Parsons Transportation Group Inc	CONSULT	\$83,700,000	\$260,165	9/24/2018	8/1/2024
FQ18033I	AECOM-STV JV	CONSULT	\$71,000,000	\$194,411	7/1/2018	6/30/2025
FQ19172M	Mott MacDonald-WSP Joint Venture	CONSULT	\$55,100,000	\$238,179	10/3/2019	10/3/2024
FRBIR222275	C3M Power Systems, LLC	CONSTRUCTION	\$108,102,205	\$4,031,387	10/26/2022	10/25/2027
C20147	K&J Safety & Security Consulting	CONSTRUCTION	\$19,773,890	\$195,000	9/30/2020	10/31/2025
FSSRP222180	HITACHI Rail STS USA, Inc.	EQUIP_MATL	\$3,219,810	\$3,219,810	5/9/2022	5/8/2027
FQ19093 (A)	Anixter Wire And Cable	EQUIP_MATL	\$0	\$35,701	8/30/2019	8/29/2024
FQ19093 (A)	Anixter Wire And Cable	EQUIP_MATL	\$0	\$192,315	8/30/2019	8/29/2024
FQ19172M	Mott MacDonald-WSP Joint Venture	ENGINEERING	\$61,000,000	\$3,202,723	10/3/2019	10/3/2024
FQ19172M	Mott MacDonald-WSP Joint Venture	ENGINEERING	\$61,000,000	\$286,397	10/3/2019	10/3/2024
FQ19172M	Mott MacDonald-WSP Joint Venture	ENGINEERING	\$61,000,000	\$1,517,096	10/3/2019	10/3/2024





# WASHINGTON METROPOLITAN AREA TRANSIT AUTHORITY

## (CIP0252) Low Voltage Power State of Good Repair

### FY2024 Q2

Initiative Type: Program  
Investment Program: Station Systems  
Investment Category: Stations and Passenger Facilities

Mode: Rail  
Location: Systemwide

#### Description

This program replaces low voltage power systems, improves various power components, and maintains existing low voltage power systems in a state of good repair.



#### Expected Outcome

Maintains the reliability of systems that support service by keeping the infrastructure that provides power to station lighting, HVAC, elevators and escalators, train control and communication systems, drainage pumping stations, and other Metrorail station infrastructure in a state of good repair.

#### Strategic Drivers



#### Overall Status

(Programs are ongoing)

Development & Evaluation	●
Implementation & Construction	●
Operations Activation	●

In Q2, WMATA continued the Low Voltage Power Rehab projects. Rehabilitation activities were ongoing at three stations: L'Enfant Plaza, Anacostia, and Takoma. Furthermore, there was an assessment of proposals for switch gear rehab at 11 stations under project. These efforts aimed at improving the electrical infrastructure and ensuring the reliability of WMATA's systems.

#### Budget and Funding (\$ Millions)

FY2024 Current Budget	YTD % Budget Expended
\$34.30	61.5%

FY2024 Funding Sources	YTD Expended
Formula	\$6.33
PRIIA	\$0.00
Other	\$0.00
<b>Federal Subtotal</b>	<b>\$6.33</b>
System Performance	\$0.00
Reimbursable/Other	\$0.00
DC Dedicated Funding	\$0.12
MD Dedicated Funding	\$0.11
VA Non-Restricted Dedicated Funding	\$0.08
VA Restricted Dedicated Funding	\$0.02
<b>Local Subtotal</b>	<b>\$0.34</b>
<b>Debt</b>	<b>\$14.24</b>
<b>Net Accruals</b>	<b>\$0.15</b>
<b>Total FY2024 Expenditures</b>	<b>\$21.11</b>



# WASHINGTON METROPOLITAN AREA TRANSIT AUTHORITY

(CIP0252)

## Top 30 Active Contracts by Allocated CIP Value

Contract Number	Vendor	Activity	Contract Value	Allocated CIP Value	Contract Start Date	Contract Expiration Date
FQ18033G	Gannett Fleming Engineers and Architects	CONSULT	\$105,000,000	\$1,933,949	8/23/2018	8/30/2024
FQ18033D	Jacobs Engineering Group Inc	CONSULT	\$90,500,000	\$806,145	8/21/2018	5/23/2024
FQ18033C	WSP USA Inc.	CONSULT	\$83,950,000	\$659,501	8/15/2018	3/31/2024
FQ18033B	HNTB Corporation	CONSULT	\$92,374,562	\$99,806	8/2/2018	8/2/2024
FRBIR222275	C3M Power Systems, LLC	CONSTRUCTION	\$108,102,205	\$2,381,434	10/26/2022	10/25/2027
FRBIR222275	C3M Power Systems, LLC	CONSTRUCTION	\$108,102,205	\$298,081	10/26/2022	10/25/2027
FQ19152	Benning Power Electronics Inc	EQUIP_MATL	\$5,882,800	\$4,195,200	5/28/2019	5/27/2024
CMOWE21015	Sortac Systems LLC	ENGINEERING	\$1,100,000	\$484,167	7/6/2021	11/14/2024
CQ19104	Dell Marketing LP	IT_HARDWARE_OTH	\$194,300,000	\$45,298	7/23/2019	7/22/2024
CRAIL211020	A&A Transfer, Inc.	EQUIP_MATL	\$1,259,714	\$172,670	12/8/2020	12/7/2024
FQ18099	M.C. Dean, Inc.	EQUIP_MATL	\$0	\$1,854,780	3/15/2019	3/14/2024
FQ19172M	Mott MacDonald-WSP Joint Venture	ENGINEERING	\$18,000,000	\$189,380	10/3/2019	10/3/2024



# WASHINGTON METROPOLITAN AREA TRANSIT AUTHORITY

## (CIP0253) Traction Power State of Good Repair

### FY2024 Q2

Initiative Type: Program  
Investment Program: Power  
Investment Category: Rail Systems

Mode: Rail  
Location: Systemwide

#### Description

This program replaces traction power systems, improves various traction power components, and maintains existing traction power systems in a state of good repair in order to deliver safe and reliable Metrorail operations.



#### Expected Outcome

Addresses ability to provide Metrorail service through replacement or rehabilitation of critical infrastructure that delivers propulsion power to Metrorail. Improvements decrease speed restrictions on trains, and reduce risk of safety incidents, including track fires and stray current problems, as measured by the Rail Infrastructure Availability performance indicator [FY21 target  $\leq 7.9\%$  of track under performance restrictions] and the number of fire incidents performance indicator [FY21 target of  $\leq 66$  incidents annually].

#### Strategic Drivers



Safety



Security



Reliability/SGR

#### Overall Status

(Programs are ongoing)

Development & Evaluation	
Implementation & Construction	
Operations Activation	

In Q2, WMATA's SOGR Cable Additions & Replacements project (0253\_01) progressed with 8,657 linear feet of cable installations, including meggering 416 cables. Additionally, the project continued construction at Alexandria Yard traction power stations, delivered DC Switch Gear to Rockville and Medical Center tie breaker stations, and supplied AC Switchgear, Rectifiers, Negative Switchboard, and Bus Duct to Shady Grove traction power station. These efforts aimed at enhancing the electrical infrastructure and ensuring the reliability of WMATA's systems.

#### Budget and Funding (\$ Millions)

FY2024 Current Budget	YTD % Budget Expended
\$96.80	63.0%

FY2024 Funding Sources	YTD Expended
Formula	\$0.00
PRIIA	\$0.00
Other	\$0.00
<b>Federal Subtotal</b>	<b>\$0.00</b>
System Performance	\$0.00
Reimbursable/Other	\$0.00
DC Dedicated Funding	\$0.01
MD Dedicated Funding	\$0.01
VA Non-Restricted Dedicated Funding	\$0.01
VA Restricted Dedicated Funding	\$0.00
<b>Local Subtotal</b>	<b>\$0.03</b>
<b>Debt</b>	<b>\$54.30</b>
<b>Net Accruals</b>	<b>\$6.48</b>
<b>Total FY2024 Expenditures</b>	<b>\$60.97</b>



# WASHINGTON METROPOLITAN AREA TRANSIT AUTHORITY

(CIP0253)

## Top 30 Active Contracts by Allocated CIP Value

Contract Number	Vendor	Activity	Contract Value	Allocated CIP Value	Contract Start Date	Contract Expiration Date
FQ18033G	Gannett Fleming Engineers and Architects	CONSULT	\$105,000,000	\$6,544,427	8/23/2018	8/30/2024
FQ18033D	Jacobs Engineering Group Inc	CONSULT	\$90,500,000	\$806,145	8/21/2018	5/23/2024
FQ18033A	Parsons Transportation Group Inc	CONSULT	\$83,700,000	\$802,783	9/24/2018	8/1/2024
FQ18033C	WSP USA Inc.	CONSULT	\$83,950,000	\$659,501	8/15/2018	3/31/2024
FQ18033F	DHA/RK&K Joint Venture	CONSULT	\$115,000,000	\$61,410	8/16/2018	8/1/2024
FRBIR222275	C3M Power Systems, LLC	CONSTRUCTION	\$108,102,205	\$13,315,469	10/26/2022	10/25/2027
C20147	K&J Safety & Security Consulting	CONSTRUCTION	\$19,773,890	\$75,000	9/30/2020	10/31/2025
FIRPG211191	C3M Power Systems, LLC	CONSTRUCTION	\$113,000,998	\$112,853,497	1/21/2022	12/31/2025
FIRPG211190	C3M Power Systems, LLC	CONSTRUCTION	\$175,791,200	\$112,500	5/16/2022	6/30/2027
FRBIR222347	Mass Electric Construction Co	CONSTRUCTION	\$111,941,200	\$110,829,200	7/14/2023	1/31/2028
FQ18099	M.C. Dean, Inc.	EQUIP_MATL	\$0	\$526,256	3/15/2019	3/14/2024
CMOWE21015	Sortac Systems LLC	ENGINEERING	\$1,100,000	\$484,167	7/6/2021	11/14/2024
FQ18033I	AECOM-STV JV	ENGINEERING	\$70,500,000	\$255,920	7/1/2018	6/30/2025
FQ18033B	HNTB Corporation	ENGINEERING	\$92,374,562	\$107,816	8/2/2018	8/2/2024
CIT01222222	vCloud Tech Inc.	IT_HARDWARE_OTH	\$266,206	\$46,396	5/1/2022	4/30/2024
FQ19172M	Mott MacDonald-WSP Joint Venture	ENGINEERING	\$61,000,000	\$1,196,770	10/3/2019	11/14/2024
FQ19172G	Gannett Fleming Engineers and Architects	ENGINEERING	\$72,500,000	\$1,787,852	10/3/2019	10/3/2024



# WASHINGTON METROPOLITAN AREA TRANSIT AUTHORITY

## (CIP0254) Bus Priority Program Development

FY2024 Q2

Initiative Type: Program  
Investment Program: Passenger Facilities/Systems  
Investment Category: Bus, Bus Facilities & Paratransit

Mode: Bus  
Location: Systemwide

### Description

The Bus Priority Program aims to improve bus service and equity by allowing buses to travel smoothly and efficiently with the aid of new technology and intelligent roadway design. This program plans and implements new initiatives and technology to advance bus priority strategies.



### Expected Outcome

Increases the reliability of Metrobus service by developing strategies and working with jurisdictions to reduce travel time of buses through technology that prioritizes bus travel. The development of this program will improve bus operating speeds and reliability for improved rider experience, environmental sustainability, and financial stewardship

### Strategic Drivers



### Overall Status

(Programs are ongoing)

Development & Evaluation	
Implementation & Construction	
Operations Activation	

In Q2, WMATA's Tactical Bus Lanes project continued its progress, reaching the 75 percent design completion milestone. The Transit Signal Priority project conducted a performance analysis on Duke Street in the City of Alexandria, and a plan for the Next Gen TSP Solicitation was developed and presented to senior executives in September. The All Door Boarding initiative was launched on over 100 buses across 8 lines in DC, Maryland, and Virginia, with a continued rollout plan for additional buses. The camera systems supporting the Clear Lanes program on 140 buses completed system acceptance, and DC began enforcing almost 1,400 bus stop zones on November 15, 2023.

### Budget and Funding (\$ Millions)

FY2024 Current Budget	YTD % Budget Expended
\$4.40	44.6%

FY2024 Funding Sources	YTD Expended
Formula	\$0.00
PRIIA	\$0.00
Other	\$0.00
<b>Federal Subtotal</b>	<b>\$0.00</b>
System Performance	\$0.48
Reimbursable/Other	\$0.00
DC Dedicated Funding	\$0.57
MD Dedicated Funding	\$0.53
VA Non-Restricted Dedicated Funding	\$0.38
VA Restricted Dedicated Funding	\$0.11
<b>Local Subtotal</b>	<b>\$2.07</b>
Debt	\$0.00
Net Accruals	\$0.00
<b>Total FY2024 Expenditures</b>	<b>\$1.96</b>



# WASHINGTON METROPOLITAN AREA TRANSIT AUTHORITY

(CIP0254)

## Top 30 Active Contracts by Allocated CIP Value

Contract Number	Vendor	Activity	Contract Value	Allocated CIP Value	Contract Start Date	Contract Expiration Date
FQ18033C	WSP USA Inc.	CONSULT	\$83,950,000	\$209,908	8/15/2018	3/31/2024
COBTR222155-BTK	Hayden AI Technologies Inc	EQUIP_MATL	\$7,362,700	\$4,683,800	1/31/2023	1/29/2025





# WASHINGTON METROPOLITAN AREA TRANSIT AUTHORITY

## (CIP0255) Fare Collection Modernization

### FY2024 Q2

Initiative Type: Project  
Investment Program: Station Systems  
Investment Category: Stations and Passenger Facilities

Mode: Systemwide  
Location: Systemwide

#### Description

This project replaces Metro's aging fare collection systems in rail stations, on Metrobuses, and upgrades the back end system that supports fare collection. The investment includes new methods for customers to pay and manage payment accounts.



#### Expected Outcome

Provides modern infrastructure and payment options for Metro customers that will improve convenience, reliability and decrease maintenance and repair costs.

#### Strategic Drivers



#### Overall Status

Development & Evaluation	●
Implementation & Construction	●
Operations Activation	●

In Q2, the Faregates project was fully completed, and a pending warranty payment. The Fareboxes project made significant progress with 65% of the 1,700 installations finished, surpassing expectations. The Fare Evasion initiative was successfully implemented at 10 stations. Additionally, the Web SmartBenefits 2.0 project completed tasks, including the Other Benefits Dashboard for SmartBenefits Patrons and server migration to Linux.

#### Budget and Funding (\$ Millions)

FY2024 Current Budget	YTD % Budget Expended
\$55.50	37.8%

FY2024 Funding Sources	YTD Expended
Formula	\$1.16
PRIIA	\$0.00
Other	\$0.00
<b>Federal Subtotal</b>	<b>\$1.16</b>
System Performance	\$0.00
Reimbursable/Other	\$0.00
DC Dedicated Funding	\$0.37
MD Dedicated Funding	\$0.35
VA Non-Restricted Dedicated Funding	\$0.25
VA Restricted Dedicated Funding	\$0.07
<b>Local Subtotal</b>	<b>\$1.04</b>
<b>Debt</b>	<b>\$19.66</b>
<b>Net Accruals</b>	<b>(\$0.63)</b>
<b>Total FY2024 Expenditures</b>	<b>\$20.96</b>



# WASHINGTON METROPOLITAN AREA TRANSIT AUTHORITY

(CIP0255)

## Top 30 Active Contracts by Allocated CIP Value

Contract Number	Vendor	Activity	Contract Value	Allocated CIP Value	Contract Start Date	Contract Expiration Date
FQ18033G	Gannett Fleming Engineers and Architects	CONSULT	\$105,000,000	\$30,000	8/23/2018	8/30/2024
FQ18033G	Gannett Fleming Engineers and Architects	CONSULT	\$105,000,000	\$500,000	8/23/2018	8/30/2024
FQ18033G	Gannett Fleming Engineers and Architects	CONSULT	\$105,000,000	\$125,183	8/23/2018	8/30/2024
FQ18033F	DHA/RK&K Joint Venture	CONSULT	\$113,802,000	\$1,155,809	8/16/2018	8/1/2024
FQ18033D	Jacobs Engineering Group Inc	CONSULT	\$90,500,000	\$1,771,020	8/21/2018	5/23/2024
FQ18033F	DHA/RK&K Joint Venture	CONSULT	\$115,000,000	\$40,000	8/16/2018	8/1/2024
FOBTR211279-W04	Four Nines Technologies	CONSULT	\$1,171,325	\$1,171,325	1/4/2022	1/3/2027
COBTR211208-W03	Reflexions Data LLC	CONSULT	\$3,613,361	\$894,177	10/29/2021	7/18/2024
FQ18033E	Louis Berger (DC), PLLC/Urban Engineers	CONSULT	\$22,500,000	\$1,376,030	8/21/2018	4/1/2024
FQ18033F	DHA/RK&K Joint Venture	CONSULT	\$115,000,000	\$31,410	8/16/2018	8/1/2024
C20147	K&J Safety & Security Consulting	CONSTRUCTION	\$19,773,890	\$75,000	9/30/2020	10/31/2025
FQ18033E	Louis Berger (DC), PLLC/Urban Engineers	ENGINEERING	\$22,500,000	\$3,960,368	8/21/2018	4/1/2024
COBTR233212-09	Genfare LLC	DESIGN_BUILD	\$1,525,000	\$1,525,000	5/31/2023	5/30/2028
CQ19236	Cubic Transportation Systems Inc.	IT_SOFTWARE_OTH	\$30,434,527	\$829,931	10/1/2019	9/30/2024
CIT01233301	Codework Inc	IT_SOFTWARE_OTH	\$16,346	\$16,346	9/11/2023	9/10/2024
FCPPM200214-W01	Cubic Transportation Systems Inc.	DESIGN_BUILD	\$62,135,943	\$1,992,400	12/24/2020	12/23/2024
FQ18056	Cubic Transportation Systems Inc.	IT_HARDWARE_OTH	\$18,851,187	\$1,848,311	6/14/2018	11/29/2024





# WASHINGTON METROPOLITAN AREA TRANSIT AUTHORITY

## (CIP0256) 7000-Series Railcars

### FY2024 Q2

Initiative Type: Project Mode: Rail  
Investment Program: Acquisition Location: Systemwide  
Investment Category: Railcar and Railcar Facilities

#### Description

This project procures 620 of the 7000 series railcars to replace the 1000, 4000, 5000 series fleets, plus 28 additional railcars. 128 additional 7000 series railcars were acquired through Silver Line Phase 1 and 2 extension projects and funded by the Metropolitan Washington Airports Authority.



#### Expected Outcome

Replaces the unreliable 1000, 4000, and 5000 series vehicles, which will improve customer safety and reduce failures that interrupt revenue service as measured by the Metrorail customer injury rate performance indicator [FY21 target of ≤177 injuries] and the Rail Fleet Reliability performance indicator [FY21 ≥15,000 miles between failure].

#### Strategic Drivers



Safety



Security



Reliability/SGR

#### Overall Status

Development & Evaluation	<input type="radio"/>
Implementation & Construction	<input checked="" type="radio"/>
Operations Activation	<input type="radio"/>

Q2 saw several notable actions for the 7000 series railcars. The issuance of a Fleet Defect letter to Kawasaki indicated Metros resolve to ensure the safety and reliability of its current fleet. The completion of troubleshooting training for the Car Maintenance (CMNT) group helps enhance the skills and capabilities of the team. Advancements in technology include the upgrades to the Vehicle Track Dynamic Monitor (VTDM) Modem, contributing to the improvement of tracking and monitoring systems. The Cybersecurity Hardware Implementation has progressed into Phase 2, with conceptual software design nearing completion. Plans for upgrades and power consumption reduction in TrackIT software are scheduled for the upcoming quarters. The Network Video Recorder (NVR) upgrade project is finalizing the purchase requisition. The buildout of the Simulator room at Carmen Turner Facility (CTF) and HVAC installations continued. Continued efforts in the Inter-car barrier project, expected to ramp up at the beginning of FY25, highlight the commitment to enhancing safety measures and design innovations in the metro system.

#### Budget and Funding (\$ Millions)

FY2024 Current Budget	YTD % Budget Expended
\$37.20	16.5%

FY2024 Funding Sources	YTD Expended
Formula	\$0.00
PRIIA	\$0.00
Other	\$2.34
<b>Federal Subtotal</b>	<b>\$2.34</b>
System Performance	\$0.00
Reimbursable/Other	\$0.00
DC Dedicated Funding	\$0.08
MD Dedicated Funding	\$0.07
VA Non-Restricted Dedicated Funding	\$0.05
VA Restricted Dedicated Funding	\$0.02
<b>Local Subtotal</b>	<b>\$0.21</b>
<b>Debt</b>	<b>\$4.21</b>
<b>Net Accruals</b>	<b>(\$0.18)</b>
<b>Total FY2024 Expenditures</b>	<b>\$6.13</b>



# WASHINGTON METROPOLITAN AREA TRANSIT AUTHORITY

(CIP0256)

## Top 30 Active Contracts by Allocated CIP Value

Contract Number	Vendor	Activity	Contract Value	Allocated CIP Value	Contract Start Date	Contract Expiration Date
FQ18033G	Gannett Fleming Engineers and Architects	CONSULT	\$105,000,000	\$20,000	8/23/2018	8/30/2024
FQ18033G	Gannett Fleming Engineers and Architects	CONSULT	\$105,000,000	\$10,000	8/23/2018	8/30/2024
FQ18033I	AECOM-STV JV	CONSULT	\$71,200,000	\$360,617	7/1/2018	6/30/2024
FQ18033F	DHA/RK&K Joint Venture	CONSULT	\$115,000,000	\$116,820	8/16/2018	8/1/2024
C20147	K&J Safety & Security Consulting	CONSTRUCTION	\$19,773,890	\$3,000	9/30/2020	10/31/2025
FQ19148	Hatch Associates Consultants Inc	ENGINEERING	\$44,472,763	\$6,408,645	7/8/2019	6/30/2026
RC7000	Kawasaki Rail Car Inc	RAILCARS	\$1,601,457,905	\$488,428	10/8/2010	12/31/2024
CQ19284	Fundacion Fomento Innovacion Industrial	RAILCARS	\$4,209,230	\$477,613	6/16/2020	6/15/2025
FCMNT211077-RL1	Railway Products Group Inc	RAILCARS	\$8,200,426	\$8,200,425	6/21/2022	1/31/2025
FQ19148	Hatch Associates Consultants Inc	ENGINEERING	\$31,476,039	\$2,449,392	7/8/2019	6/30/2026



# WASHINGTON METROPOLITAN AREA TRANSIT AUTHORITY

## (CIP0257) Emergency Trip Station (ETS) Rehabilitation

### FY2024 Q2

Initiative Type: Project Mode: Rail  
Investment Program: Signals & Communications Location: Systemwide  
Investment Category: Rail Systems

#### Description

The existing Emergency Trip Station (ETS) system has an aging, deteriorating infrastructure and utilizes obsolete electrical components and communications technology. This project upgrades the Rail Right-Of-Way (ROW) ETS system including the box that houses the components, telephone, LED lights, and mushroom button that controls third rail power.



#### Expected Outcome

Improves the safety of Metro customers and employees through state of good repair replacement with newer and more reliable equipment as measured by the Metrorail customer injury rate performance indicator [FY21 target of ≤177 injuries] and the Metrorail system employee injury rate performance indicator [FY21 target of ≤3.5 per 100 employees].

#### Strategic Drivers



Safety



Security



Reliability/SGR

#### Overall Status

Development & Evaluation	<input type="radio"/>
Implementation & Construction	<input checked="" type="radio"/>
Operations Activation	<input type="radio"/>

In Q2, the Emergency Trip Station Rehab project saw the receipt of all ETS DIO controllers (Existing Emergency Trip System Distributed Input/Output Controllers). The project's period of performance (PoP) is expected to be extended due to limited resources.

#### Budget and Funding (\$ Millions)

FY2024 Current Budget	YTD % Budget Expended
\$0.00	0.0%

FY2024 Funding Sources	YTD Expended
Formula	\$0.00
PRIIA	\$0.00
Other	\$0.00
<b>Federal Subtotal</b>	<b>\$0.00</b>
System Performance	\$0.00
Reimbursable/Other	\$0.00
DC Dedicated Funding	\$0.09
MD Dedicated Funding	\$0.09
VA Non-Restricted Dedicated Funding	\$0.06
VA Restricted Dedicated Funding	\$0.02
<b>Local Subtotal</b>	<b>\$0.26</b>
<b>Debt</b>	<b>\$0.00</b>
<b>Net Accruals</b>	<b>\$0.00</b>
<b>Total FY2024 Expenditures</b>	<b>\$0.26</b>



# WASHINGTON METROPOLITAN AREA TRANSIT AUTHORITY

(CIP0257)

## Top 30 Active Contracts by Allocated CIP Value

Contract Number	Vendor	Activity	Contract Value	Allocated CIP Value	Contract Start Date	Contract Expiration Date
FQ18033B	HNTB Corporation	CONSULT	\$92,374,562	\$283,403	8/2/2018	8/2/2024
FQ19172M	Mott MacDonald-WSP Joint Venture	ENGINEERING	\$61,000,000	\$2,489,867	10/3/2019	10/3/2024



# WASHINGTON METROPOLITAN AREA TRANSIT AUTHORITY

## (CIP0258) Station and Tunnel Fire Alarm Rehabilitation

### FY2024 Q2

Initiative Type: Program  
Investment Program: Station Systems  
Investment Category: Stations and Passenger Facilities

Mode: Rail  
Location: Systemwide

#### Description

This program upgrades fire alarm systems in Metrorail tunnels and stations.



#### Expected Outcome

Improves Metro's compliance with National Fire Protection Association standards and addresses recommendations made by the National Transportation Safety Board. Improves customer and employee safety by accurately measuring and responding to fire incidents as measured by the Metrorail customer injury rate performance indicator [FY21 target of  $\leq 177$  injuries] and the Metrorail system employee injury rate performance indicator [FY21 target of  $\leq 3.5$  per 100 employees].

#### Strategic Drivers



Safety



Security



Reliability/SGR

#### Overall Status

(Programs are ongoing)

Development & Evaluation	
Implementation & Construction	
Operations Activation	

In Q2, progress continued for the Station & Tunnel Fire Alarm project, with the closeout of the pilot program for 11 sites nearing completion. Evaluations and testing are set to conclude. Additionally, for the Forest Glen Fire Door Replacement, approval was obtained for assessment and design.

#### Budget and Funding (\$ Millions)

FY2024 Current Budget	YTD % Budget Expended
\$1.10	51.3%

FY2024 Funding Sources	YTD Expended
Formula	\$0.00
PRIIA	\$0.00
Other	\$0.00
<b>Federal Subtotal</b>	<b>\$0.00</b>
System Performance	\$0.00
Reimbursable/Other	\$0.00
DC Dedicated Funding	\$0.22
MD Dedicated Funding	\$0.20
VA Non-Restricted Dedicated Funding	\$0.14
VA Restricted Dedicated Funding	\$0.04
<b>Local Subtotal</b>	<b>\$0.60</b>
Debt	\$0.00
Net Accruals	\$0.05
<b>Total FY2024 Expenditures</b>	<b>\$0.56</b>



## WASHINGTON METROPOLITAN AREA TRANSIT AUTHORITY

(CIP0258)

### Top 30 Active Contracts by Allocated CIP Value

Contract Number	Vendor	Activity	Contract Value	Allocated CIP Value	Contract Start Date	Contract Expiration Date
FQ18033G	Gannett Fleming Engineers and Architects	CONSULT	\$105,000,000	\$50,000	8/23/2018	8/30/2024
FQ19172A	AECOM, USA, INC.	ENGINEERING	\$8,500,000	\$5,430,163	10/3/2019	10/3/2024
FQ19172M	Mott MacDonald-WSP Joint Venture	ENGINEERING	\$18,000,000	\$3,147,203	10/3/2019	10/3/2024



# WASHINGTON METROPOLITAN AREA TRANSIT AUTHORITY

## (CIP0259) Employee Timekeeping System

### FY2024 Q2

Initiative Type: Project

Investment Program: IT


Investment Category: Business & Operations Support

Mode: Systemwide

Location: Systemwide

#### Description

This project implements a new automated time and attendance system for Metro employees.



#### Expected Outcome

Consolidates Metro's timekeeping into a platform that provides improved controls and compliance with regulations while reducing operating and maintenance costs through a modern and streamlined application.

#### Strategic Drivers



#### Overall Status

Development & Evaluation	<input type="radio"/>
Implementation & Construction	<input checked="" type="radio"/>
Operations Activation	<input checked="" type="radio"/>

No activities

#### Budget and Funding (\$ Millions)

FY2024 Current Budget	YTD % Budget Expended
\$0.00	0.0%

FY2024 Funding Sources	YTD Expended
Formula	\$0.00
PRIIA	\$0.00
Other	\$0.00
<b>Federal Subtotal</b>	<b>\$0.00</b>
System Performance	\$0.00
Reimbursable/Other	\$0.00
DC Dedicated Funding	\$0.00
MD Dedicated Funding	\$0.00
VA Non-Restricted Dedicated Funding	\$0.00
VA Restricted Dedicated Funding	\$0.00
<b>Local Subtotal</b>	<b>\$0.00</b>
<b>Debt</b>	<b>\$0.00</b>
<b>Net Accruals</b>	<b>\$0.00</b>
<b>Total FY2024 Expenditures</b>	<b>\$0.00</b>



# WASHINGTON METROPOLITAN AREA TRANSIT AUTHORITY

(CIP0259)

Top 30 Active Contracts by Allocated CIP Value

There are no active contracts associated with this CIP





# WASHINGTON METROPOLITAN AREA TRANSIT AUTHORITY

## (CIP0261) Rail Tunnel Lighting Replacement

FY2024 Q2

Initiative Type: Project  
Investment Program: Fixed Rail  
Investment Category: Track and Structures Rehabilitation

Mode: Rail  
Location:

### Description

This program replaces tunnel lights and fixtures with LED lamps. This program addresses a recommendation from the 2017 agency wide energy audit and a safety corrective action plan to finish replacing light fixtures in all tunnels.



### Expected Outcome

Intensifies tunnel illumination, increasing the safety of the work environment for Metro's workforce and first responders accessing tunnels as measured by the Metrorail system employee injury rate performance indicator [FY20 target of less than 3.4 per 200,000 hours worked]. Additionally reduces energy consumption and improves the efficiency of maintenance for tunnel lights.

### Strategic Drivers



### Overall Status

Development & Evaluation	<input type="radio"/>
Implementation & Construction	<input type="radio"/>
Operations Activation	<input type="radio"/>

no ongoing/active tasks

### Budget and Funding (\$ Millions)

FY2024 Current Budget	YTD % Budget Expended
\$0.00	0.0%

FY2024 Funding Sources	YTD Expended
Formula	\$0.00
PRIIA	\$0.00
Other	\$0.00
<b>Federal Subtotal</b>	<b>\$0.00</b>
System Performance	\$0.00
Reimbursable/Other	\$0.00
DC Dedicated Funding	\$0.03
MD Dedicated Funding	\$0.02
VA Non-Restricted Dedicated Funding	\$0.02
VA Restricted Dedicated Funding	\$0.01
<b>Local Subtotal</b>	<b>\$0.07</b>
<b>Debt</b>	<b>\$0.16</b>
<b>Net Accruals</b>	<b>(\$0.35)</b>
<b>Total FY2024 Expenditures</b>	<b>(\$0.12)</b>



## WASHINGTON METROPOLITAN AREA TRANSIT AUTHORITY

(CIP0261)

### Top 30 Active Contracts by Allocated CIP Value

Contract Number	Vendor	Activity	Contract Value	Allocated CIP Value	Contract Start Date	Contract Expiration Date
FRBIR222275	C3M Power Systems, LLC	CONSULT	\$108,102,205	\$2,111,680	10/26/2022	10/25/2027



# WASHINGTON METROPOLITAN AREA TRANSIT AUTHORITY

## (CIP0262) Tunnel Water Leak Mitigation

### FY2024 Q2

Initiative Type: Program  
Investment Program: Structures  
Investment Category: Track and Structures Rehabilitation  
Mode: Rail  
Location: Systemwide

#### Description

This program mitigates water infiltration into the Metrorail tunnel and vent shaft system.



#### Expected Outcome

Reduces disruption to revenue service and increases passenger and employee safety by mitigating the risk of water intrusion which can cause fire and smoke events as measured by the number of fire incidents performance indicator [FY21 target of ≤ 66 incidents annually] and the Metrorail customer on-time performance indicator [FY21 target ≥88% on-time]. Protects Metro infrastructure and equipment which reduces the frequency and cost of repairs and replacements.

#### Strategic Drivers



Safety



Security



Reliability/SGR

#### Overall Status

(Programs are ongoing)

Development & Evaluation	<input type="radio"/>
Implementation & Construction	<input checked="" type="radio"/>
Operations Activation	<input checked="" type="radio"/>

In Q2, Metro completed the mitigation work along the B Line (Red Line between Silver Spring and Forest Glen), and a monitoring period is currently in progress. Revenue Service Adjustments (RSA) are scheduled for mid-January to perform additional grouting as needed. Additionally, work on the A Line (Red Line between Tenleytown-AU and Friendship Heights Stations) was initiated and is in progress. The schedule is subject to change based on the availability of rail equipment and any impacts to planned RSA events.

#### Budget and Funding (\$ Millions)

FY2024 Current Budget	YTD % Budget Expended
\$22.90	31.7%

FY2024 Funding Sources	YTD Expended
Formula	\$0.00
PRIIA	\$5.27
Other	\$0.00
<b>Federal Subtotal</b>	<b>\$5.27</b>
System Performance	\$0.00
Reimbursable/Other	\$0.00
DC Dedicated Funding	\$0.37
MD Dedicated Funding	\$0.34
VA Non-Restricted Dedicated Funding	\$0.24
VA Restricted Dedicated Funding	\$0.07
<b>Local Subtotal</b>	<b>\$1.02</b>
<b>Debt</b>	<b>\$0.74</b>
<b>Net Accruals</b>	<b>\$0.11</b>
<b>Total FY2024 Expenditures</b>	<b>\$7.25</b>



# WASHINGTON METROPOLITAN AREA TRANSIT AUTHORITY

(CIP0262)

## Top 30 Active Contracts by Allocated CIP Value

Contract Number	Vendor	Activity	Contract Value	Allocated CIP Value	Contract Start Date	Contract Expiration Date
FQ18033B	HNTB Corporation	CONSULT	\$106,860,293	\$30,768	8/2/2018	8/2/2024
FIRPG211179-KKB	Sovereign Hydroseal East Inc	CONSTRUCTIO N	\$16,688,969	\$104,286	1/22/2022	1/27/2024
FIRPG211179-KKB	Sovereign Hydroseal East Inc	CONSTRUCTIO N	\$16,584,683	\$219,977	1/22/2022	1/27/2024
FQ19172G	Gannett Fleming Engineers and Architects	ENGINEERING	\$70,250,000	\$109,630	10/3/2019	10/3/2024
FQ19172G	Gannett Fleming Engineers and Architects	ENGINEERING	\$70,250,000	\$666,289	10/3/2019	10/3/2024



# WASHINGTON METROPOLITAN AREA TRANSIT AUTHORITY

## (CIP0266) Historic Bus Loop and Facility Rehabilitation

### FY2024 Q2

Initiative Type: Project  
Investment Program: Passenger Facilities/Systems  
Investment Category: Bus, Bus Facilities & Paratransit

Mode: Bus  
Location: District of Columbia

#### Description

This project rehabilitates historic bus terminals that are in failing condition and returns the terminals to a state of good repair.



#### Expected Outcome

Improves employee and customer satisfaction by providing modern restroom facilities, wider bus stops, improved canopies for the public, and overall safer facilities that comply with ADA guidelines.

#### Strategic Drivers



Safety



Security



Reliability/SGR

#### Overall Status

Development & Evaluation	<input type="radio"/>
Implementation & Construction	<input type="radio"/>
Operations Activation	<input checked="" type="radio"/>

During Q2, there were no activities as the design task was terminated at 60%. This task is now being managed by MATOC, and the solicitation for the installation of HVAC at three bus turnaround facilities is in progress.

#### Budget and Funding (\$ Millions)

FY2024 Current Budget	YTD % Budget Expended
\$0.00	0.0%

FY2024 Funding Sources	YTD Expended
Formula	\$0.00
PRIIA	\$0.00
Other	\$0.00
<b>Federal Subtotal</b>	<b>\$0.00</b>
System Performance	\$0.05
Reimbursable/Other	\$0.00
DC Dedicated Funding	\$0.00
MD Dedicated Funding	\$0.00
VA Non-Restricted Dedicated Funding	\$0.00
VA Restricted Dedicated Funding	\$0.00
<b>Local Subtotal</b>	<b>\$0.05</b>
<b>Debt</b>	<b>\$0.00</b>
<b>Net Accruals</b>	<b>(\$0.02)</b>
<b>Total FY2024 Expenditures</b>	<b>\$0.03</b>



# WASHINGTON METROPOLITAN AREA TRANSIT AUTHORITY

(CIP0266)

## Top 30 Active Contracts by Allocated CIP Value

Contract Number	Vendor	Activity	Contract Value	Allocated CIP Value	Contract Start Date	Contract Expiration Date
FQ19172A	AECOM, USA, INC.	ENGINEERING	\$16,200,000	\$89,044	10/3/2019	11/14/2024



# WASHINGTON METROPOLITAN AREA TRANSIT AUTHORITY

## (CIP0269) Asset Management Software

FY2024 Q2

Initiative Type: Program  
Investment Program: IT  
Investment Category: Business & Operations Support

Mode: Systemwide  
Location: Systemwide

### Description

This program develops asset lifecycle management plans by asset group as required by the Federal Transit Administration (FTA). The program also establishes a consistent methodology for assessing asset conditions and standardizes how new assets are inducted into Metro's systems.



### Expected Outcome

Improves Metro's ability to track and maintain physical assets to enable proper maintenance in support of safe and reliable service.

### Strategic Drivers



### Overall Status

(Programs are ongoing)

Development & Evaluation	
Implementation & Construction	
Operations Activation	

In Q2, ongoing work includes the creation of digital baselining forms and automated measurements. Bus Maintenance has seen the completion of an asset management lifecycle plan, and the initiation of a pilot program for a transit asset condition assessment methodology. The commencement of asset management lifecycle planning for elevator and escalator equipment signifies a comprehensive strategy for maintenance planning. The finalization of digital forms for wheel press processes and the initiation of cable testing and room inspection forms demonstrate a commitment to efficiency and accuracy in maintenance procedures. Additionally, efforts to develop digital forms for Car Maintenance and Automatic Train Control Maintenance further contribute to the organization's digital transformation.

### Budget and Funding (\$ Millions)

FY2024 Current Budget	YTD % Budget Expended
\$1.10	90.6%

FY2024 Funding Sources	YTD Expended
Formula	\$0.00
PRIIA	\$0.00
Other	\$0.00
<b>Federal Subtotal</b>	<b>\$0.00</b>
System Performance	\$0.00
Reimbursable/Other	\$0.00
DC Dedicated Funding	\$0.37
MD Dedicated Funding	\$0.35
VA Non-Restricted Dedicated Funding	\$0.25
VA Restricted Dedicated Funding	\$0.07
<b>Local Subtotal</b>	<b>\$1.04</b>
<b>Debt</b>	<b>\$0.00</b>
<b>Net Accruals</b>	<b>(\$0.04)</b>
<b>Total FY2024 Expenditures</b>	<b>\$1.00</b>



# WASHINGTON METROPOLITAN AREA TRANSIT AUTHORITY

(CIP0269)

## Top 30 Active Contracts by Allocated CIP Value

Contract Number	Vendor	Activity	Contract Value	Allocated CIP Value	Contract Start Date	Contract Expiration Date
FQ18033F	DHA/RK&K Joint Venture	CONSULT	\$115,000,000	\$768,436	8/16/2018	8/1/2024





# WASHINGTON METROPOLITAN AREA TRANSIT AUTHORITY

## (CIP0270) Capital Delivery Program Support

### FY2024 Q2

Initiative Type: Program  
Investment Program: Support Equipment/Services  
Investment Category: Business & Operations Support

Mode: Systemwide  
Location: Systemwide

#### Description

This program provides project administration, planning, scheduling, and management support for the portfolio of major construction projects.



#### Expected Outcome

Improves Metro's ability to plan and deliver the Capital Improvement Program. This improves Metro's financial responsibility and supports state of good repair efforts.

#### Strategic Drivers



Safety



Security



Reliability/SGR

#### Overall Status

(Programs are ongoing)

Development & Evaluation	<input type="radio"/>
Implementation & Construction	<input checked="" type="radio"/>
Operations Activation	<input type="radio"/>

The support for the advancement of project implementation planning, scheduling, and management services for the delivery of the portfolio of major capital construction projects continued in Q2.

#### Budget and Funding (\$ Millions)

FY2024 Current Budget	YTD % Budget Expended
\$34.90	51.6%

FY2024 Funding Sources	YTD Expended
Formula	\$0.00
PRIIA	\$0.00
Other	\$0.00
<b>Federal Subtotal</b>	<b>\$0.00</b>
System Performance	\$19.36
Reimbursable/Other	\$0.00
DC Dedicated Funding	(\$0.18)
MD Dedicated Funding	(\$0.17)
VA Non-Restricted Dedicated Funding	(\$0.12)
VA Restricted Dedicated Funding	(\$0.04)
<b>Local Subtotal</b>	<b>\$18.86</b>
<b>Debt</b>	<b>\$0.00</b>
<b>Net Accruals</b>	<b>\$0.32</b>
<b>Total FY2024 Expenditures</b>	<b>\$18.01</b>



# WASHINGTON METROPOLITAN AREA TRANSIT AUTHORITY

(CIP0270)

## Top 30 Active Contracts by Allocated CIP Value

Contract Number	Vendor	Activity	Contract Value	Allocated CIP Value	Contract Start Date	Contract Expiration Date
FQ18033G	Gannett Fleming Engineers and Architects	CONSULT	\$105,000,000	\$500,000	8/23/2018	8/30/2024
FQ18033G	Gannett Fleming Engineers and Architects	CONSULT	\$105,000,000	\$2,081,708	8/23/2018	8/30/2024
FQ18033G	Gannett Fleming Engineers and Architects	CONSULT	\$105,000,000	\$1,351,183	8/23/2018	8/30/2024
FQ18033G	Gannett Fleming Engineers and Architects	CONSULT	\$105,000,000	\$100,000	8/23/2018	8/30/2024
FQ18033I	AECOM-STV JV	CONSULT	\$45,500,000	\$326,403	7/1/2018	6/30/2025
FQ18033C	WSP USA Inc.	CONSULT	\$83,950,000	\$210,725	8/15/2018	3/31/2024
FQ18033B	HNTB Corporation	CONSULT	\$106,860,293	\$2,477,293	8/2/2018	8/2/2024
FQ18033C	WSP USA Inc.	CONSULT	\$83,950,000	\$1,896,524	8/15/2018	3/31/2024
FQ18033E	Louis Berger (DC), PLLC/Urban Engineers	CONSULT	\$22,500,000	\$955,229	8/21/2018	4/1/2024
FQ18033F	DHA/RK&K Joint Venture	CONSULT	\$115,000,000	\$844,798	8/16/2018	8/1/2024
C20147	K&J Safety & Security Consulting	CONSULT	\$19,773,890	\$100,000	9/30/2020	10/31/2025
FQ18033I	AECOM-STV JV	CONSULT	\$70,000,000	\$100,000	7/1/2018	6/30/2025
FQ18033A	Parsons Transportation Group Inc	CONSULT	\$83,700,000	\$365,690	9/24/2018	8/1/2024
FQ18033F	DHA/RK&K Joint Venture	CONSULT	\$115,000,000	\$72,804	8/16/2018	8/1/2024
FQ18033C	WSP USA Inc.	CONSULT	\$83,950,000	\$8,850,866	8/15/2018	3/31/2024
FQ18033B	HNTB Corporation	CONSULT	\$111,559,721	\$1,923,663	8/2/2018	8/2/2024
FQ18033I	AECOM-STV JV	CONSULT	\$70,250,000	\$289,452	7/1/2018	6/30/2025
C20147	K&J Safety & Security Consulting	CONSULT	\$20,505,982	\$2,964,080	9/30/2020	10/31/2025
FQ18033I	AECOM-STV JV	CONSULT	\$71,200,000	\$360,617	7/1/2018	6/30/2024
FQ18033B	HNTB Corporation	ENGINEERING	\$92,374,562	\$360,120	8/2/2018	8/2/2024
CCONS22228	Procure Technologies Inc	IT_SOFTWARE_OTH	\$2,565,846	\$2,565,846	2/1/2023	1/31/2026



# WASHINGTON METROPOLITAN AREA TRANSIT AUTHORITY

## (CIP0271) Swing Gates

FY2024 Q2

Initiative Type: Project

Mode: Rail

Investment Program:

Location:

Investment Category:

### Description



### Expected Outcome

### Strategic Drivers



Safety



Security



Reliability/SGR

### Overall Status

Development & Evaluation	<input type="radio"/>
Implementation & Construction	<input type="radio"/>
Operations Activation	<input type="radio"/>

The construction for Public View Monitors was successfully completed at Addison Rd, Pentagon City, Southern Ave, and Columbia Heights in Q2. The only remaining task for this project is to close out the change orders, which has been delayed due to procurement issues from FY23.

### Budget and Funding (\$ Millions)

FY2024 Current Budget	YTD % Budget Expended
\$0.00	0.0%

FY2024 Funding Sources	YTD Expended
Formula	\$0.00
PRIIA	\$0.00
Other	\$0.00
<b>Federal Subtotal</b>	<b>\$0.00</b>
System Performance	\$0.05
Reimbursable/Other	\$0.00
DC Dedicated Funding	\$0.02
MD Dedicated Funding	\$0.01
VA Non-Restricted Dedicated Funding	\$0.01
VA Restricted Dedicated Funding	\$0.00
<b>Local Subtotal</b>	<b>\$0.09</b>
<b>Debt</b>	<b>\$0.00</b>
<b>Net Accruals</b>	<b>\$0.00</b>
<b>Total FY2024 Expenditures</b>	<b>\$0.09</b>



# WASHINGTON METROPOLITAN AREA TRANSIT AUTHORITY

(CIP0271)

## Top 30 Active Contracts by Allocated CIP Value

Contract Number	Vendor	Activity	Contract Value	Allocated CIP Value	Contract Start Date	Contract Expiration Date
FQ18033G	Gannett Fleming Engineers and Architects	CONSULT	\$105,000,000	\$100,000	8/23/2018	8/30/2024
FQ18033G	Gannett Fleming Engineers and Architects	CONSULT	\$105,000,000	\$415,000	8/23/2018	8/30/2024
FQ18033G	Gannett Fleming Engineers and Architects	CONSULT	\$105,000,000	\$10,000	8/23/2018	8/30/2024
FQ18033F	DHA/RK&K Joint Venture	CONSULT	\$115,000,000	\$3,000	8/16/2018	8/1/2024
FQ18033F	DHA/RK&K Joint Venture	CONSULT	\$115,000,000	\$10,000	8/16/2018	8/1/2024
FQ18033B	HNTB Corporation	ENGINEERING	\$92,374,562	\$21,419	8/2/2018	8/2/2024



# WASHINGTON METROPOLITAN AREA TRANSIT AUTHORITY

## (CIP0272) Digital Display and Wayfinding Improvements

### FY2024 Q2

Initiative Type: Program  
Investment Program: Station Systems  
Investment Category: Stations and Passenger Facilities

Mode: Systemwide  
Location: Systemwide

#### Description

This program invests in new equipment and space improvements designed to increase non-fare revenue in stations. Investments include upgrading digital displays, improving signage and wayfinding, as well as other customer amenities.



#### Expected Outcome

Improves Metro's ability to generate advertising revenue and improve the customer experience through modern wayfinding and digital signage at Metrorail stations.

#### Strategic Drivers



#### Overall Status

(Programs are ongoing)

Development & Evaluation	<input type="radio"/>
Implementation & Construction	<input checked="" type="radio"/>
Operations Activation	<input checked="" type="radio"/>

During Q2, the improvement of station signage and information displays continued with the completion of Passenger Information Displays (PIDs) at three transfer stations: L'Enfant Plaza, Metro Center, and Gallery Place. Additionally, progress was made with the completion of Task Order, Statement of Work (SOW), and Independent Cost Estimate (ICE) for additional design/subprojects. Furthermore, 40 screens were successfully delivered, anticipating the repurposing of existing phone booths.

#### Budget and Funding (\$ Millions)

FY2024 Current Budget	YTD % Budget Expended
\$26.30	81.9%

FY2024 Funding Sources	YTD Expended
Formula	\$0.00
PRIIA	\$0.00
Other	\$0.00
<b>Federal Subtotal</b>	<b>\$0.00</b>
System Performance	\$0.00
Reimbursable/Other	\$0.00
DC Dedicated Funding	\$0.00
MD Dedicated Funding	\$0.00
VA Non-Restricted Dedicated Funding	\$0.00
VA Restricted Dedicated Funding	\$0.00
<b>Local Subtotal</b>	<b>\$0.01</b>
<b>Debt</b>	<b>\$24.13</b>
<b>Net Accruals</b>	<b>(\$0.12)</b>
<b>Total FY2024 Expenditures</b>	<b>\$21.54</b>



# WASHINGTON METROPOLITAN AREA TRANSIT AUTHORITY

(CIP0272)

## Top 30 Active Contracts by Allocated CIP Value

Contract Number	Vendor	Activity	Contract Value	Allocated CIP Value	Contract Start Date	Contract Expiration Date
FQ18033G	Gannett Fleming Engineers and Architects	CONSULT	\$105,000,000	\$10,000	8/23/2018	8/30/2024
FQ18033B	HNTB Corporation	CONSULT	\$92,374,562	\$10,000	8/2/2018	8/2/2024
FQ19273D	ADP Consultants, Inc.	CONSTRUCTION	\$5,139,218	\$5,945	3/27/2020	3/25/2025
CQ14034	Outfront Media Group LLC	EQUIP_MATL	\$6,869,541	\$1,247,973	7/1/2014	6/30/2024





# WASHINGTON METROPOLITAN AREA TRANSIT AUTHORITY

## (CIP0273) Support Facility Rehabilitation

### FY2024 Q2

Initiative Type: Program  
Investment Program: Support Equipment/Services  
Investment Category: Business & Operations Support

Mode: Systemwide  
Location: Systemwide

#### Description

This program provides assessments on condition, designs for necessary improvements, and performs minor emergent improvements for administrative facilities for employees, including breakrooms, bathrooms, and work areas.



#### Expected Outcome

Complete minor improvements to administrative facilities for employees, enabling departments to be better organized and contributing to Metro's fiscal responsibility through improved productivity. Minor facility improvements will address immediate safety concerns, improve employee satisfaction, and contribute to Metro's goal to be an employer-of-choice.

#### Strategic Drivers



Safety



Security



Reliability/SGR

#### Overall Status

(Programs are ongoing)

Development & Evaluation	●
Implementation & Construction	●
Operations Activation	●

Metro sustained its commitment to ongoing assessments, focusing on conditions and designs to address findings at administrative facilities in Q2. The efforts persist in enhancing breakrooms, bathrooms, and work areas for employees. Furthermore, the continuation of minor emergent improvements and services related to occupancy planning across WMATA remains a priority.

#### Budget and Funding (\$ Millions)

FY2024 Current Budget	YTD % Budget Expended
\$4.20	34.8%

FY2024 Funding Sources	YTD Expended
Formula	\$0.00
PRIIA	\$0.00
Other	\$0.00
<b>Federal Subtotal</b>	<b>\$0.00</b>
System Performance	\$0.00
Reimbursable/Other	\$0.00
DC Dedicated Funding	\$0.08
MD Dedicated Funding	\$0.08
VA Non-Restricted Dedicated Funding	\$0.06
VA Restricted Dedicated Funding	\$0.02
<b>Local Subtotal</b>	<b>\$0.23</b>
<b>Debt</b>	<b>\$1.28</b>
<b>Net Accruals</b>	<b>\$0.01</b>
<b>Total FY2024 Expenditures</b>	<b>\$1.46</b>



# WASHINGTON METROPOLITAN AREA TRANSIT AUTHORITY

(CIP0273)

## Top 30 Active Contracts by Allocated CIP Value

Contract Number	Vendor	Activity	Contract Value	Allocated CIP Value	Contract Start Date	Contract Expiration Date
FQ18033G	Gannett Fleming Engineers and Architects	CONSULT	\$105,000,000	\$2,052,950	8/23/2018	8/30/2024
FQ18033G	Gannett Fleming Engineers and Architects	CONSULT	\$105,000,000	\$100,000	8/23/2018	8/30/2024
FQ18033G	Gannett Fleming Engineers and Architects	CONSULT	\$105,000,000	\$1,500,004	8/23/2018	8/30/2024
FQ18033F	DHA/RK&K Joint Venture	CONSULT	\$115,000,000	\$122,820	8/16/2018	8/1/2024
FQ18033F	DHA/RK&K Joint Venture	CONSULT	\$115,000,000	\$6,000	8/16/2018	8/1/2024
FQ19273D	ADP Consultants, Inc.	CONSTRUCTION	\$2,992,098	\$390,634	9/21/2020	4/24/2024
FQ19172G	Gannett Fleming Engineers and Architects	ENGINEERING	\$72,755,000	\$255,009	10/3/2019	10/3/2024





# WASHINGTON METROPOLITAN AREA TRANSIT AUTHORITY

## (CIP0274) Grosvenor Parking Garage (J/D)

FY2024 Q2

Initiative Type: Project

Mode: Systemwide

Investment Program:

Location:

Investment Category:

### Description



### Expected Outcome

### Strategic Drivers



Safety



Security



Reliability/SGR

### Overall Status

Development & Evaluation	<input type="radio"/>
Implementation & Construction	<input type="radio"/>
Operations Activation	<input type="radio"/>

Project is in close out phase.

### Budget and Funding (\$ Millions)

FY2024 Current Budget	YTD % Budget Expended
\$0.00	0.0%

FY2024 Funding Sources	YTD Expended
Formula	\$0.00
PRIIA	\$0.00
Other	\$0.00
<b>Federal Subtotal</b>	<b>\$0.00</b>
System Performance	\$0.00
Reimbursable/Other	\$0.00
DC Dedicated Funding	\$0.04
MD Dedicated Funding	\$0.03
VA Non-Restricted Dedicated Funding	\$0.02
VA Restricted Dedicated Funding	\$0.01
<b>Local Subtotal</b>	<b>\$0.10</b>
<b>Debt</b>	<b>\$1.00</b>
<b>Net Accruals</b>	<b>\$0.19</b>
<b>Total FY2024 Expenditures</b>	<b>\$1.08</b>



## WASHINGTON METROPOLITAN AREA TRANSIT AUTHORITY

(CIP0274)

### Top 30 Active Contracts by Allocated CIP Value

Contract Number	Vendor	Activity	Contract Value	Allocated CIP Value	Contract Start Date	Contract Expiration Date
FQ18033I	AECOM-STV JV	CONSULT	\$70,000,000	\$20,000	7/1/2018	6/30/2025



# WASHINGTON METROPOLITAN AREA TRANSIT AUTHORITY

## (CIP0275) New Carrollton Garage and Bus Bays

### FY2024 Q2

Initiative Type: Project  
Investment Program: Passenger Facilities/Systems  
Investment Category: Bus, Bus Facilities & Paratransit

Mode: Bus  
Location: Maryland

#### Description

This project supports the joint development at New Carrollton Station. Metro has entered into a third-party joint development agreement for mixed-use development in New Carrollton Station area. The development also includes the new Metro office building. As a part of this development Metro will demolish the obsolete parking garage and construct a replacement garage and bus loop.



#### Expected Outcome

Increase station access, ridership, economic development and the customer experience.

#### Strategic Drivers



#### Overall Status

Development & Evaluation	<input type="radio"/>
Implementation & Construction	<input checked="" type="radio"/>
Operations Activation	<input checked="" type="radio"/>

Q2 saw the project successfully expedite construction and precast activities, contributing to the recovery of some lost time caused by earlier delays in the project.

#### Budget and Funding (\$ Millions)

FY2024 Current Budget	YTD % Budget Expended
\$52.10	17.1%

FY2024 Funding Sources	YTD Expended
Formula	\$0.00
PRIIA	\$0.00
Other	\$0.00
<b>Federal Subtotal</b>	<b>\$0.00</b>
System Performance	\$0.00
Reimbursable/Other	\$0.00
DC Dedicated Funding	\$0.00
MD Dedicated Funding	\$0.00
VA Non-Restricted Dedicated Funding	\$0.00
VA Restricted Dedicated Funding	\$0.00
<b>Local Subtotal</b>	<b>\$0.01</b>
<b>Debt</b>	<b>\$20.75</b>
<b>Net Accruals</b>	<b>(\$7.20)</b>
<b>Total FY2024 Expenditures</b>	<b>\$8.93</b>



# WASHINGTON METROPOLITAN AREA TRANSIT AUTHORITY

(CIP0275)

## Top 30 Active Contracts by Allocated CIP Value

Contract Number	Vendor	Activity	Contract Value	Allocated CIP Value	Contract Start Date	Contract Expiration Date
FQ18033D	Jacobs Engineering Group Inc	CONSTRUCTIO N	\$90,500,000	\$1,110,475	8/21/2018	5/23/2024



# WASHINGTON METROPOLITAN AREA TRANSIT AUTHORITY

## (CIP0276) Art in Transit and Station Commercialization Program

### FY2024 Q2

Initiative Type: Program  
Investment Program: Station Systems  
Investment Category: Stations and Passenger Facilities

Mode: Systemwide  
Location: Systemwide

#### Description

This program restores Metro's art collection and helps Metro develop plans to commercialize underutilized space in Metrorail stations.




#### Expected Outcome

Expands customer amenities in the form of retail and advertising, and develops consistent design standards to improve the customer experience and provide diverse revenue streams for Metro. Restores Metro's art collection.

#### Strategic Drivers



Safety



Security



Reliability/SGR

#### Overall Status

(Programs are ongoing)

Development & Evaluation	
Implementation & Construction	
Operations Activation	

In Q2, strides have been made in the ongoing project aimed at analyzing and redesigning the Passenger Information Guidelines and multi-modal wayfinding signage across WMATA's system. The pilot phase at L'Enfant Plaza station is actively underway. The organization is considering the consolidation of all digital initiatives, with a particular focus on aligning Arts in Transit (AIT) digital programming with this broader effort. The assessment for the Conservation and Restoration of the Art Collection remains under review. Additionally, the Request for Proposal (RFP) for Artwork for the Dupont Circle Metrorail Station North Entrance is making progress, with plans for the Request for Quotation (RFQ) expected to be released in FY24, potentially in Q3.

#### Budget and Funding (\$ Millions)

FY2024 Current Budget	YTD % Budget Expended
\$3.30	29.6%

FY2024 Funding Sources	YTD Expended
Formula	\$0.00
PRIIA	\$0.00
Other	\$0.00
<b>Federal Subtotal</b>	\$0.00
System Performance	\$0.89
Reimbursable/Other	\$0.00
DC Dedicated Funding	\$0.00
MD Dedicated Funding	\$0.00
VA Non-Restricted Dedicated Funding	\$0.00
VA Restricted Dedicated Funding	\$0.00
<b>Local Subtotal</b>	\$0.89
Debt	\$0.00
Net Accruals	\$0.61
<b>Total FY2024 Expenditures</b>	\$0.98



# WASHINGTON METROPOLITAN AREA TRANSIT AUTHORITY

(CIP0276)

## Top 30 Active Contracts by Allocated CIP Value

Contract Number	Vendor	Activity	Contract Value	Allocated CIP Value	Contract Start Date	Contract Expiration Date
FQ19172D	Jacobs Engineering Group Inc	CONSULT	\$7,500,000	\$495,122	10/3/2019	11/14/2024



# WASHINGTON METROPOLITAN AREA TRANSIT AUTHORITY

## (CIP0277) Supply Chain Modernization

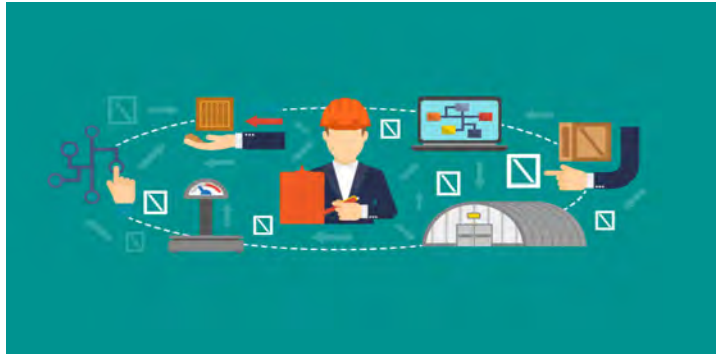
### FY2024 Q2

Initiative Type: Project  
Investment Program: Support Equipment/Services  
Investment Category: Business & Operations Support

Mode: Systemwide  
Location: Systemwide

#### Description

This project modernizes Metro's warehouses, including the supply chain for logistics, warehousing, planning, and ordering of inventory.



#### Expected Outcome

Improves Metro's ability to manage inventory and supplies the right parts at the right time to maintenance operations, increasing efficiency and lowering inventory levels and costs.

#### Strategic Drivers



#### Overall Status

Development & Evaluation	●
Implementation & Construction	●
Operations Activation	●

In Q2, purchase orders were submitted to the vendor for three additional pieces of material handling equipment ('order reach' and 'pallet jack'). However, due to supply chain delays, delivery is not expected before FY25. The software plan for the Warehouse Management System (WMS) and Supply Chain Execution System (SCES) continued, but the latter remained on hold pending technical charter approvals.

#### Budget and Funding (\$ Millions)

FY2024 Current Budget	YTD % Budget Expended
\$1.80	0.0%

FY2024 Funding Sources	YTD Expended
Formula	\$0.00
PRIIA	\$0.00
Other	\$0.00
<b>Federal Subtotal</b>	<b>\$0.00</b>
System Performance	\$0.00
Reimbursable/Other	\$0.00
DC Dedicated Funding	\$0.00
MD Dedicated Funding	\$0.00
VA Non-Restricted Dedicated Funding	\$0.00
VA Restricted Dedicated Funding	\$0.00
<b>Local Subtotal</b>	<b>\$0.00</b>
<b>Debt</b>	<b>\$0.00</b>
<b>Net Accruals</b>	<b>\$0.00</b>
<b>Total FY2024 Expenditures</b>	<b>\$0.00</b>





# WASHINGTON METROPOLITAN AREA TRANSIT AUTHORITY

(CIP0277)

Top 30 Active Contracts by Allocated CIP Value

There are no active contracts associated with this CIP



# WASHINGTON METROPOLITAN AREA TRANSIT AUTHORITY

## (CIP0279) Railyard Shop Equipment Replacement

FY2024 Q2

Initiative Type: Program  
Investment Program: Maintenance Facilities  
Investment Category: Railcar and Railcar Facilities

Mode: Rail  
Location: Systemwide

### Description

This program replaces or rehabilitates Metro rail shop maintenance equipment, such as overhead cranes, rail train lifts, hoists, or industrial shop air compressors that are inoperable, deficient, or have reached the end of useful life.



### Expected Outcome

Allows railcar maintenance activities to be completed safely and efficiently using equipment that is maintained in a state of good repair as measured by the Metrorail system employee injury rate performance indicator [FY21 target of  $\leq 3.3$  per 100 employees] and the Rail Fleet Reliability performance indicator [FY21  $\geq 15,000$  miles between failure].

### Strategic Drivers



Safety



Security



Reliability/SGR

### Overall Status

(Programs are ongoing)

Development & Evaluation	<input type="radio"/>
Implementation & Construction	<input checked="" type="radio"/>
Operations Activation	<input checked="" type="radio"/>

In Q2, there were no major activities for CIP0279 (railyard shop equipment) and the Greenbelt Railcar Hoist upgrade (CIP279\_01). However, efforts are underway to procure three pieces of equipment for the Shop yard (CIP0279), and the Greenbelt Railcar Hoist upgrade is scheduled to start in Q3FY24.

### Budget and Funding (\$ Millions)

FY2024 Current Budget	YTD % Budget Expended
\$3.20	0.7%

FY2024 Funding Sources	YTD Expended
Formula	\$0.00
PRIIA	\$0.00
Other	\$0.00
<b>Federal Subtotal</b>	<b>\$0.00</b>
System Performance	\$0.00
Reimbursable/Other	\$0.00
DC Dedicated Funding	\$0.01
MD Dedicated Funding	\$0.01
VA Non-Restricted Dedicated Funding	\$0.01
VA Restricted Dedicated Funding	\$0.00
<b>Local Subtotal</b>	<b>\$0.02</b>
<b>Debt</b>	<b>\$0.00</b>
<b>Net Accruals</b>	<b>\$0.00</b>
<b>Total FY2024 Expenditures</b>	<b>\$0.02</b>



## WASHINGTON METROPOLITAN AREA TRANSIT AUTHORITY

(CIP0279)

### Top 30 Active Contracts by Allocated CIP Value

Contract Number	Vendor	Activity	Contract Value	Allocated CIP Value	Contract Start Date	Contract Expiration Date
FQ18033G	Gannett Fleming Engineers and Architects	CONSULT	\$105,000,000	\$100,000	8/23/2018	8/30/2024



# WASHINGTON METROPOLITAN AREA TRANSIT AUTHORITY

## (CIP0283) Railcar Maintenance Facilities State of Good Repair

FY2024 Q2

Initiative Type: Program  
Investment Program: Maintenance Facilities  
Investment Category: Railcar and Railcar Facilities

Mode: Rail  
Location: Systemwide

### Description

This program rehabilitates and replaces major railcar maintenance equipment including those requiring facility modifications such as railcar washes.



### Expected Outcome

Provides employees with equipment to maintain railcars in a state of good repair as measured by Rail Fleet Reliability performance indicator [FY21  $\geq$ 15,000 miles between failure].

### Strategic Drivers



Safety



Security



Reliability/SGR

### Overall Status

(Programs are ongoing)

Development & Evaluation	<input type="radio"/>
Implementation & Construction	<input checked="" type="radio"/>
Operations Activation	<input checked="" type="radio"/>

In Q2, the train wash rehabilitation project progressed with the receipt and review of 90% design by WMATA system-level experts. However, the base design contract closeout documentation is delayed and expected to be completed by 2/12/24.

### Budget and Funding (\$ Millions)

FY2024 Current Budget	YTD % Budget Expended
\$0.00	0.0%

FY2024 Funding Sources	YTD Expended
Formula	\$0.00
PRIIA	\$0.00
Other	\$0.00
<b>Federal Subtotal</b>	<b>\$0.00</b>
System Performance	\$0.00
Reimbursable/Other	\$0.00
DC Dedicated Funding	\$0.54
MD Dedicated Funding	\$0.51
VA Non-Restricted Dedicated Funding	\$0.36
VA Restricted Dedicated Funding	\$0.11
<b>Local Subtotal</b>	<b>\$1.51</b>
<b>Debt</b>	<b>\$0.12</b>
<b>Net Accruals</b>	<b>\$0.05</b>
<b>Total FY2024 Expenditures</b>	<b>\$1.67</b>



## WASHINGTON METROPOLITAN AREA TRANSIT AUTHORITY

(CIP0283)

### Top 30 Active Contracts by Allocated CIP Value

Contract Number	Vendor	Activity	Contract Value	Allocated CIP Value	Contract Start Date	Contract Expiration Date
FQ18033B	HNTB Corporation	ENGINEERING	\$92,374,562	\$259,535	8/2/2018	8/2/2024
FQ19172G	Gannett Fleming Engineers and Architects	ENGINEERING	\$78,300,000	\$2,139,313	10/3/2019	11/14/2024



# WASHINGTON METROPOLITAN AREA TRANSIT AUTHORITY

## (CIP0284) Railyard Facility and Site Rehabilitation

### FY2024 Q2

Initiative Type: Program  
Investment Program: Maintenance Facilities  
Investment Category: Railcar and Railcar Facilities

Mode: Rail  
Location: Systemwide

#### Description

This program rehabilitates railyard facilities, systems, and site assets to achieve and maintain a state of good repair and improve the safety of employees and operational efficiency.



#### Expected Outcome

Maintains railyard facilities in a state of good repair to support efficient operations and the wide range of functions on site.

#### Strategic Drivers



Safety



Security



Reliability/SGR

#### Overall Status

(Programs are ongoing)

Development & Evaluation	●
Implementation & Construction	●
Operations Activation	●

In the second quarter, planning efforts are underway for the West Falls Church CableTrough Rehabilitation, with a focus on assembling the ideal package. Additionally, the Greenbelt Yard Sewer Ejectors project's design has been completed, and the Paint shop design has been added as an additional scope to the contract for FY24. Planning for the construction package for the Sewer Ejector Project is ongoing, with the expectation of an RFP for construction procurement in February 2024.

#### Budget and Funding (\$ Millions)

FY2024 Current Budget	YTD % Budget Expended
\$4.90	-0.1%

FY2024 Funding Sources	YTD Expended
Formula	\$0.00
PRIIA	\$0.00
Other	\$0.00
<b>Federal Subtotal</b>	<b>\$0.00</b>
System Performance	\$0.00
Reimbursable/Other	\$0.00
DC Dedicated Funding	\$0.00
MD Dedicated Funding	\$0.00
VA Non-Restricted Dedicated Funding	\$0.00
VA Restricted Dedicated Funding	\$0.00
<b>Local Subtotal</b>	<b>\$0.00</b>
<b>Debt</b>	<b>\$0.02</b>
<b>Net Accruals</b>	<b>(\$0.03)</b>
<b>Total FY2024 Expenditures</b>	<b>(\$0.01)</b>



## WASHINGTON METROPOLITAN AREA TRANSIT AUTHORITY

(CIP0284)

### Top 30 Active Contracts by Allocated CIP Value

Contract Number	Vendor	Activity	Contract Value	Allocated CIP Value	Contract Start Date	Contract Expiration Date
FQ18033G	Gannett Fleming Engineers and Architects	CONSULT	\$105,000,000	\$100,000	8/23/2018	8/30/2024
FQ18033F	DHA/RK&K Joint Venture	CONSULT	\$115,000,000	\$41,410	8/16/2018	8/1/2024
FQ18033B	HNTB Corporation	CONSULT	\$106,860,293	\$191,637	8/2/2018	8/2/2024
FQ19172P	C C Johnson & Malhotra PC	ENGINEERING	\$900,000	\$278,568	10/3/2019	10/3/2024





# WASHINGTON METROPOLITAN AREA TRANSIT AUTHORITY

## (CIP0286) Power Generator Replacement

FY2024 Q2

Initiative Type: Program  
Investment Program: Power  
Investment Category: Rail Systems

Mode: Rail  
Location: Systemwide

### Description

This program provides for the replacement of power generators throughout the Metrorail system.



### Expected Outcome

Provides additional resiliency to the Metrorail system by providing a back up power source to critical infrastructure including fire and life safety and communications systems and equipment.

### Strategic Drivers



Safety



Security



Reliability/SGR

### Overall Status

(Programs are ongoing)

Development & Evaluation	<input type="radio"/>
Implementation & Construction	<input checked="" type="radio"/>
Operations Activation	<input checked="" type="radio"/>

WMATA saw the successful completion of the procurement package for the new solicitation covering 19 additional locations in the second quarter. The advertisement for the solicitation is scheduled for the end of January, with the award now expected by the end of Q3.

### Budget and Funding (\$ Millions)

FY2024 Current Budget	YTD % Budget Expended
\$2.30	29.1%

FY2024 Funding Sources	YTD Expended
Formula	\$0.00
PRIIA	\$0.00
Other	\$0.00
<b>Federal Subtotal</b>	<b>\$0.00</b>
System Performance	\$0.00
Reimbursable/Other	\$0.00
DC Dedicated Funding	\$0.10
MD Dedicated Funding	\$0.09
VA Non-Restricted Dedicated Funding	\$0.07
VA Restricted Dedicated Funding	\$0.02
<b>Local Subtotal</b>	<b>\$0.28</b>
<b>Debt</b>	<b>\$0.27</b>
<b>Net Accruals</b>	<b>\$0.16</b>
<b>Total FY2024 Expenditures</b>	<b>\$0.67</b>



# WASHINGTON METROPOLITAN AREA TRANSIT AUTHORITY

(CIP0286)

## Top 30 Active Contracts by Allocated CIP Value

Contract Number	Vendor	Activity	Contract Value	Allocated CIP Value	Contract Start Date	Contract Expiration Date
FQ18033G	Gannett Fleming Engineers and Architects	CONSULT	\$105,000,000	\$1,150,369	8/23/2018	8/30/2024
FQ18033D	Jacobs Engineering Group Inc	ENGINEERING	\$90,500,000	\$403,072	8/21/2018	5/23/2024
FQ18033C	WSP USA Inc.	ENGINEERING	\$83,950,000	\$329,751	8/15/2018	3/31/2024
FQ18033B	HNTB Corporation	ENGINEERING	\$92,374,562	\$107,095	8/2/2018	8/2/2024



# WASHINGTON METROPOLITAN AREA TRANSIT AUTHORITY

## (CIP0291) Tunnel Ventilation Improvements


FY2024 Q2

Initiative Type: Project  
Investment Program: Structures  
Investment Category: Track and Structures Rehabilitation

Mode: Rail  
Location: District of Columbia

### Description

This project upgrades and installs additional underground ventilation fans, including components such as electrical infrastructure, lighting, communications equipment, ladders, steps, smoke detectors, alarms, and information technology infrastructure. Under CIP0356, a pilot and evaluation to rehabilitate ventilation shaft components will be implemented on the Red Line to serve as a proof of concept for future designs across the Metrorail system.



### Expected Outcome

Improves the tunnel ventilation system performance and capacity by installing additional fans to move smoke more efficiently, increasing passenger and employee safety as measured by the Metrorail customer injury rate performance indicator [FY21 target of  $\leq 1.40$  injuries per million passengers] and the Metrorail system employee injury rate performance indicator [FY21 target of  $\leq 3.5$  per 100 employees].

### Strategic Drivers



Safety



Security



Reliability/SGR

### Overall Status

Development & Evaluation	
Implementation & Construction	
Operations Activation	

No activity to report

### Budget and Funding (\$ Millions)

FY2024 Current Budget	YTD % Budget Expended
\$0.00	0.0%

FY2024 Funding Sources	YTD Expended
Formula	\$0.00
PRIIA	\$0.00
Other	\$0.00
<b>Federal Subtotal</b>	<b>\$0.00</b>
System Performance	\$0.00
Reimbursable/Other	\$0.00
DC Dedicated Funding	\$0.00
MD Dedicated Funding	\$0.00
VA Non-Restricted Dedicated Funding	\$0.00
VA Restricted Dedicated Funding	\$0.00
<b>Local Subtotal</b>	<b>\$0.01</b>
<b>Debt</b>	<b>\$0.00</b>
<b>Net Accruals</b>	<b>\$0.00</b>
<b>Total FY2024 Expenditures</b>	<b>\$0.00</b>



# WASHINGTON METROPOLITAN AREA TRANSIT AUTHORITY

(CIP0291)

## Top 30 Active Contracts by Allocated CIP Value

Contract Number	Vendor	Activity	Contract Value	Allocated CIP Value	Contract Start Date	Contract Expiration Date
C20147	K&J Safety & Security Consulting	CONSTRUCTION	\$19,773,890	\$120,000	9/30/2020	10/31/2025
FQ19172M	Mott MacDonald-WSP Joint Venture	ENGINEERING	\$61,000,000	\$37,578	10/3/2019	11/14/2024



# WASHINGTON METROPOLITAN AREA TRANSIT AUTHORITY

## (CIP0294) Bridge Rehabilitation Program

### FY2024 Q2

Initiative Type: Program  
Investment Program: Structures  
Investment Category: Track and Structures Rehabilitation  
Mode: Rail  
Location: Systemwide

#### Description

This program rehabilitates structural and system components of 162 aerial structures across the Metro system. Metro is rehabilitating additional structural and system components under Structural Rehabilitation - Package A (CIP0348).



#### Expected Outcome

Returns bridges to a state of good repair, avoiding future emergency shutdowns to address major defects identified in inspections.

#### Strategic Drivers



Safety



Security



Reliability/SGR

#### Overall Status

(Programs are ongoing)

Development & Evaluation	●
Implementation & Construction	●
Operations Activation	●

In Q2, permit activities for the Trestle bridge are still ongoing with no significant progress. The Bridge Inspection program has made advancements, with 71% of load rating in progress, 94.2% of structures inspection completed, and 82.4% of sub-assets inspection completed as of Q2FY24.

#### Budget and Funding (\$ Millions)

FY2024 Current Budget	YTD % Budget Expended
\$15.60	29.2%

FY2024 Funding Sources	YTD Expended
Formula	\$0.00
PRIIA	\$0.00
Other	\$0.00
<b>Federal Subtotal</b>	<b>\$0.00</b>
System Performance	\$0.00
Reimbursable/Other	\$0.00
DC Dedicated Funding	(\$0.21)
MD Dedicated Funding	(\$0.19)
VA Non-Restricted Dedicated Funding	(\$0.14)
VA Restricted Dedicated Funding	(\$0.04)
<b>Local Subtotal</b>	<b>(\$0.58)</b>
<b>Debt</b>	<b>\$2.72</b>
<b>Net Accruals</b>	<b>\$2.42</b>
<b>Total FY2024 Expenditures</b>	<b>\$4.56</b>



# WASHINGTON METROPOLITAN AREA TRANSIT AUTHORITY

(CIP0294)

## Top 30 Active Contracts by Allocated CIP Value

Contract Number	Vendor	Activity	Contract Value	Allocated CIP Value	Contract Start Date	Contract Expiration Date
FQ18033G	Gannett Fleming Engineers and Architects	CONSULT	\$105,000,000	\$2,167,950	8/23/2018	8/30/2024
FQ18033F	DHA/RK&K Joint Venture	CONSULT	\$115,000,000	\$235,195	8/16/2018	8/1/2024
FQ18033F	DHA/RK&K Joint Venture	CONSULT	\$115,000,000	\$694,597	8/16/2018	8/1/2024
FQ19172A	AECOM, USA, INC.	ENGINEERING	\$16,400,000	\$672,420	10/3/2019	11/14/2024
FQ19172J	AECOM Technical Services Inc	ENGINEERING	\$2,500,000	\$575,629	10/3/2019	10/3/2024
FQ19172A	AECOM, USA, INC.	ENGINEERING	\$16,400,000	\$867,915	10/3/2019	11/14/2024
FQ19172J	AECOM Technical Services Inc	ENGINEERING	\$2,500,000	\$594,330	10/3/2019	10/3/2024
FQ19172G	Gannett Fleming Engineers and Architects	ENGINEERING	\$78,300,000	\$7,070,892	10/3/2019	11/14/2024



# WASHINGTON METROPOLITAN AREA TRANSIT AUTHORITY

## (CIP0297) Union Station Improvements

FY2024 Q2

Initiative Type: Project  
Investment Program: Platforms & Structures  
Investment Category: Stations and Passenger Facilities

Mode: Rail  
Location: District of Columbia

### Description

This project will relieve congestion at Union Station by implementing a redesign of the First Street northeast entrance, including expanding the north mezzanine by adding stairs, adding additional fare gates, and relocating the fare vending machines.



### Expected Outcome

Improves customer crowding and convenience by providing a better flow for riders as they enter and exit the station, as well as improved lighting and an additional staircase.

### Strategic Drivers



Safety



Security



Reliability/SGR

### Overall Status

Development & Evaluation	<input type="radio"/>
Implementation & Construction	<input checked="" type="radio"/>
Operations Activation	<input checked="" type="radio"/>

The project continues its strides in the design phase, with the completion of 90% drawings and ongoing efforts to address design review comments. However, revision to the design contract, will result in an approximate three-month delay. The construction funding agreement with Amtrak is still pending, and although Amtrak has internally drafted a new construction agreement, it is currently under Amtrak review. Construction is now anticipated to commence in Q1FY25, reflecting adjustments to the project.

### Budget and Funding (\$ Millions)

FY2024 Current Budget	YTD % Budget Expended
\$3.90	9.4%

FY2024 Funding Sources	YTD Expended
Formula	\$0.00
PRIIA	\$0.00
Other	\$0.00
<b>Federal Subtotal</b>	<b>\$0.00</b>
System Performance	\$0.00
Reimbursable/Other	\$0.00
DC Dedicated Funding	\$0.14
MD Dedicated Funding	\$0.13
VA Non-Restricted Dedicated Funding	\$0.09
VA Restricted Dedicated Funding	\$0.03
<b>Local Subtotal</b>	<b>\$0.39</b>
Debt	\$0.00
Net Accruals	(\$0.02)
<b>Total FY2024 Expenditures</b>	<b>\$0.37</b>



# WASHINGTON METROPOLITAN AREA TRANSIT AUTHORITY

(CIP0297)

## Top 30 Active Contracts by Allocated CIP Value

Contract Number	Vendor	Activity	Contract Value	Allocated CIP Value	Contract Start Date	Contract Expiration Date
FQ18033I	AECOM-STV JV	CONSULT	\$70,000,000	\$120,000	7/1/2018	6/30/2025
FQ19172G	Gannett Fleming Engineers and Architects	ENGINEERING	\$78,300,000	\$334,320	10/3/2019	11/14/2024





# WASHINGTON METROPOLITAN AREA TRANSIT AUTHORITY

## (CIP0302) Huntington Station Parking Garage Demolition

### FY2024 Q2

Initiative Type: Project  
Investment Program: Platforms & Structures  
Investment Category: Stations and Passenger Facilities

Mode: Rail  
Location: Commonwealth of Virginia

#### Description

This project is part of a joint development between Metro and Fairfax County to replace the south parking garage at Huntington Station in Fairfax County. The development enables Metro to offer up to 12 acres for private development.



#### Expected Outcome

Enables development of a new bus loop to accommodate Fairfax County's planned Bus Rapid Transit terminus at Huntington Station while replacing a closed parking facility.

#### Strategic Drivers



Safety



Security



Reliability/SGR

#### Overall Status

Development & Evaluation	<input type="radio"/>
Implementation & Construction	<input type="radio"/>
Operations Activation	<input type="radio"/>

This quarter saw no approved work for the Huntington Station Parking Garage replacement, and the project is still in the process of finalizing the design plan.

#### Budget and Funding (\$ Millions)

FY2024 Current Budget	YTD % Budget Expended
\$0.40	11.2%

FY2024 Funding Sources	YTD Expended
Formula	\$0.00
PRIIA	\$0.00
Other	\$0.00
<b>Federal Subtotal</b>	<b>\$0.00</b>
System Performance	\$0.00
Reimbursable/Other	\$0.00
DC Dedicated Funding	\$0.00
MD Dedicated Funding	\$0.00
VA Non-Restricted Dedicated Funding	\$0.00
VA Restricted Dedicated Funding	\$0.00
<b>Local Subtotal</b>	<b>\$0.00</b>
Debt	\$0.04
Net Accruals	\$0.01
<b>Total FY2024 Expenditures</b>	<b>\$0.04</b>



# WASHINGTON METROPOLITAN AREA TRANSIT AUTHORITY

(CIP0302)

Top 30 Active Contracts by Allocated CIP Value

There are no active contracts associated with this CIP



# WASHINGTON METROPOLITAN AREA TRANSIT AUTHORITY

## (CIP0305) Rail Passenger Facility State of Good Repair Program

### FY2024 Q2

Initiative Type: Program  
Investment Program: Platforms & Structures  
Investment Category: Stations and Passenger Facilities

Mode: Rail  
Location: Systemwide

#### Description

This program repairs and replaces antiquated systems and infrastructure in passenger facilities including ceilings, sewage ejector pumps, and other systems.



#### Expected Outcome

Increases the efficiency and reliability of passenger facilities. Also improves customers' experience and helps prevent potential safety issues.

#### Strategic Drivers



#### Overall Status

(Programs are ongoing)

Development & Evaluation	●
Implementation & Construction	●
Operations Activation	●

The design phase for the Sewer Ejector project at 10 priority sites, including Judiciary Square and Columbia Heights, has been successfully completed, reaching 100% completion a bit earlier than scheduled. The project achieved successful completion of all design milestones, including the 30%, 60%, 90%, and 100% design packages in the second quarter.

#### Budget and Funding (\$ Millions)

FY2024 Current Budget	YTD % Budget Expended
\$1.10	50.1%

FY2024 Funding Sources	YTD Expended
Formula	\$0.00
PRIIA	\$0.00
Other	\$0.00
<b>Federal Subtotal</b>	<b>\$0.00</b>
System Performance	\$0.00
Reimbursable/Other	\$0.00
DC Dedicated Funding	\$0.08
MD Dedicated Funding	\$0.07
VA Non-Restricted Dedicated Funding	\$0.05
VA Restricted Dedicated Funding	\$0.02
<b>Local Subtotal</b>	<b>\$0.22</b>
<b>Debt</b>	<b>\$0.00</b>
<b>Net Accruals</b>	<b>\$0.34</b>
<b>Total FY2024 Expenditures</b>	<b>\$0.55</b>



# WASHINGTON METROPOLITAN AREA TRANSIT AUTHORITY

(CIP0305)

## Top 30 Active Contracts by Allocated CIP Value

Contract Number	Vendor	Activity	Contract Value	Allocated CIP Value	Contract Start Date	Contract Expiration Date
FQ18033G	Gannett Fleming Engineers and Architects	CONSULT	\$105,000,000	\$7,000	8/23/2018	8/30/2024
FQ19172Q	CSI Engineering P C	CONSULT	\$2,500,000	\$1,077,414	10/3/2019	1/29/2025



# WASHINGTON METROPOLITAN AREA TRANSIT AUTHORITY

## (CIP0307) Station Platform Rehabilitation - Phase 2

FY2024 Q2

Initiative Type: Project

Mode: Rail

Investment Program:

Location:

Investment Category:

### Description



### Expected Outcome

### Strategic Drivers



Safety



Security



Reliability/SGR

### Overall Status

Development & Evaluation	<input type="radio"/>
Implementation & Construction	<input type="radio"/>
Operations Activation	<input type="radio"/>

No activity planned

### Budget and Funding (\$ Millions)

FY2024 Current Budget	YTD % Budget Expended
\$0.00	0.0%

FY2024 Funding Sources	YTD Expended
Formula	\$0.00
PRIIA	\$0.00
Other	\$0.00
<b>Federal Subtotal</b>	<b>\$0.00</b>
System Performance	\$0.00
Reimbursable/Other	\$0.00
DC Dedicated Funding	\$0.00
MD Dedicated Funding	\$0.00
VA Non-Restricted Dedicated Funding	\$0.00
VA Restricted Dedicated Funding	\$0.00
<b>Local Subtotal</b>	<b>\$0.00</b>
<b>Debt</b>	<b>\$0.00</b>
<b>Net Accruals</b>	<b>\$0.00</b>
<b>Total FY2024 Expenditures</b>	<b>\$0.00</b>



## WASHINGTON METROPOLITAN AREA TRANSIT AUTHORITY

(CIP0307)

### Top 30 Active Contracts by Allocated CIP Value

Contract Number	Vendor	Activity	Contract Value	Allocated CIP Value	Contract Start Date	Contract Expiration Date
C20147	K&J Safety & Security Consulting	CONSTRUCTION	\$19,773,890	\$90,000	9/30/2020	10/31/2025
FQ18033I	AECOM-STV JV	ENGINEERING	\$70,000,000	\$2,272,470	7/1/2018	6/30/2025



# WASHINGTON METROPOLITAN AREA TRANSIT AUTHORITY

## (CIP0308) Station Platform Rehabilitation - Phase 3

### FY2024 Q2

Initiative Type: Project  
Investment Program: Platforms & Structures  
Investment Category: Stations and Passenger Facilities

Mode: Rail  
Location: Systemwide

#### Description

This project rehabilitates and repairs platforms and station systems at the following stations along the Green and Blue Lines in Maryland and Virginia to address potentially unsafe and deteriorating conditions: Arlington Cemetery, Addison Road, West Hyattsville, Prince George's Plaza, College Park, and Greenbelt. Customer experience improvements include slip-resistant tile, improved lighting, upgraded passenger shelters, new passenger information displays, and improved public address system.



#### Expected Outcome

Upgrades and improves above-ground stations for customer safety and comfort, as measured by the Metrorail customer injury rate performance indicator [FY21 target of ≤177 injuries]. New platforms and other new/rehabilitated station assets will increase the lifespan of these assets, reducing future maintenance requirements and improving the quality of rail service provided for customers accessing these stations.

#### Strategic Drivers



Safety



Security



Reliability/SGR

#### Overall Status

Development & Evaluation	<input type="radio"/>
Implementation & Construction	<input type="radio"/>
Operations Activation	<input checked="" type="radio"/>

Continued with safety certifications and punchlist items.

#### Budget and Funding (\$ Millions)

FY2024 Current Budget	YTD % Budget Expended
\$0.00	0.0%

FY2024 Funding Sources	YTD Expended
Formula	\$0.00
PRIIA	\$0.00
Other	\$0.00
<b>Federal Subtotal</b>	<b>\$0.00</b>
System Performance	\$0.00
Reimbursable/Other	\$0.00
DC Dedicated Funding	\$0.51
MD Dedicated Funding	\$0.48
VA Non-Restricted Dedicated Funding	\$0.34
VA Restricted Dedicated Funding	\$0.10
<b>Local Subtotal</b>	<b>\$1.44</b>
<b>Debt</b>	<b>\$0.13</b>
<b>Net Accruals</b>	<b>\$0.04</b>
<b>Total FY2024 Expenditures</b>	<b>\$0.36</b>



## WASHINGTON METROPOLITAN AREA TRANSIT AUTHORITY

(CIP0308)

### Top 30 Active Contracts by Allocated CIP Value

Contract Number	Vendor	Activity	Contract Value	Allocated CIP Value	Contract Start Date	Contract Expiration Date
FQ18033I	AECOM-STV JV	CONSULT	\$70,000,000	\$1,760,000	7/1/2018	6/30/2025
FQ18033B	HNTB Corporation	CONSULT	\$106,860,293	\$28,811	8/2/2018	8/2/2024
C20147	K&J Safety & Security Consulting	CONSTRUCTION	\$19,773,890	\$90,000	9/30/2020	10/31/2025
FQ19172M	Mott MacDonald-WSP Joint Venture	ENGINEERING	\$61,000,000	\$204,866	10/3/2019	11/14/2024





# WASHINGTON METROPOLITAN AREA TRANSIT AUTHORITY

## (CIP0310) Station Platform Rehabilitation - Phase 4

### FY2024 Q2

Initiative Type: Project  
Investment Program: Platforms & Structures  
Investment Category: Stations and Passenger Facilities

Mode: Rail  
Location: Systemwide

#### Description

This project rehabilitates and repairs platforms and systems at the following Orange Line stations to address potentially unsafe and deteriorating conditions: Minnesota Avenue, Deanwood, Cheverly, Landover, and New Carrollton. Customer experience improvements include slip-resistant tile, improved lighting, upgraded passenger shelters, new passenger information displays, improved public address system, new closed-circuit television system, and renovated bathrooms.



#### Expected Outcome

Upgrades and improves above-ground stations for customer safety and comfort. New platforms and other new/rehabilitated station assets will increase the lifespan of these assets, reducing future maintenance requirements and improving the quality of rail service provided for customers accessing these stations.

#### Strategic Drivers



Safety



Security



Reliability/SGR

#### Overall Status

Development & Evaluation	<input type="radio"/>
Implementation & Construction	<input checked="" type="radio"/>
Operations Activation	<input checked="" type="radio"/>

In Q2 the closeout activities and MOD negotiations continued.

#### Budget and Funding (\$ Millions)

FY2024 Current Budget	YTD % Budget Expended
\$6.40	100.5%

FY2024 Funding Sources	YTD Expended
Formula	\$0.00
PRIIA	\$0.00
Other	\$0.00
<b>Federal Subtotal</b>	<b>\$0.00</b>
System Performance	\$0.00
Reimbursable/Other	\$0.00
DC Dedicated Funding	\$0.67
MD Dedicated Funding	\$0.63
VA Non-Restricted Dedicated Funding	\$0.45
VA Restricted Dedicated Funding	\$0.13
<b>Local Subtotal</b>	<b>\$1.89</b>
<b>Debt</b>	<b>\$11.84</b>
<b>Net Accruals</b>	<b>(\$3.25)</b>
<b>Total FY2024 Expenditures</b>	<b>\$6.43</b>



# WASHINGTON METROPOLITAN AREA TRANSIT AUTHORITY

(CIP0310)

## Top 30 Active Contracts by Allocated CIP Value

Contract Number	Vendor	Activity	Contract Value	Allocated CIP Value	Contract Start Date	Contract Expiration Date
FQ18033B	HNTB Corporation	ENGINEERING	\$92,374,562	\$85,676	8/2/2018	8/2/2024
FQ19172M	Mott MacDonald-WSP Joint Venture	ENGINEERING	\$55,500,000	\$1	10/3/2019	10/3/2024



# WASHINGTON METROPOLITAN AREA TRANSIT AUTHORITY

## (CIP0311) Bladensburg Bus Garage Replacement

### FY2024 Q2

Initiative Type: Project  
Investment Program: Maintenance Facilities  
Investment Category: Bus, Bus Facilities & Paratransit

Mode: Bus  
Location: District of Columbia

#### Description

This project demolishes and replaces the obsolete bus maintenance and operations facility at Bladensburg to improve facility use and capacity. The new facility, designed to achieve LEED certification, will have an on-site employee parking lot, multiple access points, parking for up to 300 buses, 25 maintenance bays, and a compressed natural gas (CNG) fueling station. The facility will be ready for future electric bus infrastructure as Metro begins full implementation of 100% electric vehicles.



#### Expected Outcome

Provides a new LEED-certified bus facility that will improve bus safety, efficiency, maintenance and operations, while maximizing bus fleet availability as measured by the bus system employee injury rate performance indicator [FY21 target of  $\leq 11.2$  injuries per 100 employees] and the Bus Fleet Reliability performance indicator [FY21 target  $\geq 7,000$  miles between failures].

#### Strategic Drivers



Safety



Security



Reliability/SGR

#### Overall Status

Development & Evaluation	<input type="radio"/>
Implementation & Construction	<input checked="" type="radio"/>
Operations Activation	<input type="radio"/>

Foundation work for the Maintenance Building is ongoing, and the completion of Shepherd Parkway is still scheduled for February 2024.

#### Budget and Funding (\$ Millions)

FY2024 Current Budget	YTD % Budget Expended
\$74.00	52.5%

FY2024 Funding Sources	YTD Expended
Formula	\$29.01
PRIIA	\$0.00
Other	\$0.00
<b>Federal Subtotal</b>	<b>\$29.01</b>
System Performance	\$0.00
Reimbursable/Other	\$0.00
DC Dedicated Funding	\$0.02
MD Dedicated Funding	\$0.02
VA Non-Restricted Dedicated Funding	\$0.01
VA Restricted Dedicated Funding	\$0.00
<b>Local Subtotal</b>	<b>\$0.06</b>
<b>Debt</b>	<b>\$3.77</b>
<b>Net Accruals</b>	<b>\$4.68</b>
<b>Total FY2024 Expenditures</b>	<b>\$38.88</b>



# WASHINGTON METROPOLITAN AREA TRANSIT AUTHORITY

(CIP0311)

## Top 30 Active Contracts by Allocated CIP Value

Contract Number	Vendor	Activity	Contract Value	Allocated CIP Value	Contract Start Date	Contract Expiration Date
FQ18033G	Gannett Fleming Engineers and Architects	CONSULT	\$105,000,000	\$50,000	8/23/2018	8/30/2024
FQ18033C	WSP USA Inc.	CONSULT	\$83,950,000	\$7,447,641	8/15/2018	3/31/2024
FQ18033B	HNTB Corporation	CONSULT	\$106,860,293	\$81,851	8/2/2018	8/2/2024
FQ19144B-2	Hensel Phelps Construction Co	CONSTRUCTIO N	\$266,500,000	\$2,300,000	10/8/2021	3/31/2027
C20147	K&J Safety & Security Consulting	CONSTRUCTIO N	\$19,773,890	\$120,000	9/30/2020	10/31/2025
FQ19144B-2	Hensel Phelps Construction Co	CONSTRUCTIO N	\$252,911,000	\$14,251,674	10/8/2021	3/31/2027
FQ18033I	AECOM-STV JV	ENGINEERING	\$70,000,000	\$2,997,266	7/1/2018	6/30/2025
FQ19144B	Hensel Phelps Construction Co	ENGINEERING	\$9,694,588	\$1,694,588	5/27/2020	3/31/2027
FQ19172D	Jacobs Engineering Group Inc	ENGINEERING	\$2,500,000	\$1,442,300	10/3/2019	10/3/2024
FQ19172L	Johnson, Mirmiran & Thompson Inc.	ENGINEERING	\$5,000,000	\$556,819	10/3/2019	10/3/2024



# WASHINGTON METROPOLITAN AREA TRANSIT AUTHORITY

## (CIP0312) Four Mile Run Bus Garage Rehabilitation

### FY2024 Q2

Initiative Type: Project  
Investment Program: Maintenance Facilities  
Investment Category: Bus, Bus Facilities & Paratransit

Mode: Bus  
Location: Commonwealth of Virginia

#### Description

The project rehabilitates interior and exterior elements of the Four Mile Run bus facility to restore a state of good repair and meet short-term fleet capacity needs due to other bus facility replacement projects.



#### Expected Outcome

Provides a more modern facility while incorporating operating efficiencies that enable Metro to increase throughput to accommodate fleet requirements arising from other bus facility replacements.

#### Strategic Drivers



Safety



Security



Reliability/SGR

#### Overall Status

Development & Evaluation	<input type="radio"/>
Implementation & Construction	<input type="radio"/>
Operations Activation	<input type="radio"/>

The final review of the design for the Four Mile Run Bus Garage rehabilitation was completed in Q2. The next phase of development involves creating a priority repair list based on the Consultant's design and WMATA's needs.

#### Budget and Funding (\$ Millions)

FY2024 Current Budget	YTD % Budget Expended
\$0.40	14.4%

FY2024 Funding Sources	YTD Expended
Formula	\$0.00
PRIIA	\$0.00
Other	\$0.00
<b>Federal Subtotal</b>	<b>\$0.00</b>
System Performance	\$0.00
Reimbursable/Other	\$0.00
DC Dedicated Funding	\$0.00
MD Dedicated Funding	\$0.00
VA Non-Restricted Dedicated Funding	\$0.00
VA Restricted Dedicated Funding	\$0.00
<b>Local Subtotal</b>	<b>\$0.00</b>
<b>Debt</b>	<b>\$0.25</b>
<b>Net Accruals</b>	<b>(\$0.19)</b>
<b>Total FY2024 Expenditures</b>	<b>\$0.06</b>



# WASHINGTON METROPOLITAN AREA TRANSIT AUTHORITY

(CIP0312)

## Top 30 Active Contracts by Allocated CIP Value

Contract Number	Vendor	Activity	Contract Value	Allocated CIP Value	Contract Start Date	Contract Expiration Date
FQ19172M	Mott MacDonald-WSP Joint Venture	ENGINEERING	\$60,000,000	\$1,865,240	10/3/2019	10/3/2024



# WASHINGTON METROPOLITAN AREA TRANSIT AUTHORITY

## (CIP0315) Northern Bus Garage Replacement

### FY2024 Q2

Initiative Type: Project Mode: Bus  
Investment Program: Maintenance Facilities Location: District of Columbia  
Investment Category: Bus, Bus Facilities & Paratransit

#### Description

This project replaces the obsolete Northern Bus Garage to address structural deficiencies and improve use of limited facility space. The new facility will be designed to achieve LEED certification and retain the historical façade, provide multiple access points and parking for approximately 150 buses, support future electric bus charging infrastructure, and incorporate potential retail or public space. Northern Bus Garage will fully support 100% electric vehicles.



#### Expected Outcome

Provides a modern and safe bus operations and maintenance facility that will reduce associated energy consumption and operating costs and maximize bus fleet availability as measured by the Bus Fleet Reliability performance indicator [FY21 target ≥7,000 miles between failures]. Northern will become Metro's first all electric bus garage. The design will preserve the historic façade, offering potential retail space for revenue generation and/or provide public space.

#### Strategic Drivers



Safety



Security



Reliability/SGR

#### Overall Status

Development & Evaluation	<input type="radio"/>
Implementation & Construction	<input checked="" type="radio"/>
Operations Activation	<input type="radio"/>

Demonition work is expected to continue through April 2025.

#### Budget and Funding (\$ Millions)

FY2024 Current Budget	YTD % Budget Expended
\$126.70	31.1%

FY2024 Funding Sources	YTD Expended
Formula	\$33.90
PRIIA	\$0.00
Other	\$0.00
<b>Federal Subtotal</b>	<b>\$33.90</b>
System Performance	\$0.00
Reimbursable/Other	\$0.00
DC Dedicated Funding	\$0.00
MD Dedicated Funding	\$0.00
VA Non-Restricted Dedicated Funding	\$0.00
VA Restricted Dedicated Funding	\$0.00
<b>Local Subtotal</b>	<b>\$0.00</b>
<b>Debt</b>	<b>\$2.76</b>
<b>Net Accruals</b>	<b>\$0.96</b>
<b>Total FY2024 Expenditures</b>	<b>\$39.38</b>



# WASHINGTON METROPOLITAN AREA TRANSIT AUTHORITY

(CIP0315)

## Top 30 Active Contracts by Allocated CIP Value

Contract Number	Vendor	Activity	Contract Value	Allocated CIP Value	Contract Start Date	Contract Expiration Date
FQ18033G	Gannett Fleming Engineers and Architects	CONSULT	\$105,000,000	\$8,495,824	8/23/2018	8/30/2024
FQ18033C	WSP USA Inc.	CONSULT	\$83,950,000	\$757,850	8/15/2018	3/31/2024
FQ19144N-2	Clark Construction Group, LLC	CONSTRUCTIO N	\$397,046,425	\$355,014,653	10/3/2022	5/28/2027
C20147	K&J Safety & Security Consulting	CONSTRUCTIO N	\$19,773,890	\$120,000	9/30/2020	10/31/2025
FQ18033I	AECOM-STV JV	ENGINEERING	\$70,000,000	\$984,669	7/1/2018	6/30/2025
FQ19172L	Johnson, Mirmiran & Thompson Inc.	ENGINEERING	\$5,000,000	\$772,345	10/3/2019	10/3/2024





# WASHINGTON METROPOLITAN AREA TRANSIT AUTHORITY

## (CIP0319) Bus Maintenance Facility State of Good Repair Program

FY2024 Q2

Initiative Type: Program  
Investment Program: Maintenance Facilities  
Investment Category: Bus, Bus Facilities & Paratransit

Mode: Bus  
Location:

### Description

This program renovates bus maintenance facilities and equipment to achieve a state of good repair.



### Expected Outcome

Provides modern, efficient, and safe bus operations and maintenance facilities as measured by the Metrobus customer injury rate performance indicator [FY20 target of less than 2.45 injuries per million passengers].

### Strategic Drivers



### Overall Status

(Programs are ongoing)

Development & Evaluation	<input type="radio"/>
Implementation & Construction	<input type="radio"/>
Operations Activation	<input type="radio"/>

In Q2, the landscaping design work at Cinder Bed Road has progressed with the submission of final reports on Tier 1 and Tier 2 locations. The 60% submittal for New Carrollton was submitted, reviewed, and the Design Consultant is now proceeding to the 90% milestone.

### Budget and Funding (\$ Millions)

FY2024 Current Budget	YTD % Budget Expended
\$0.00	0.0%

FY2024 Funding Sources	YTD Expended
Formula	\$0.00
PRIIA	\$0.00
Other	\$0.00
<b>Federal Subtotal</b>	<b>\$0.00</b>
System Performance	\$0.00
Reimbursable/Other	\$0.00
DC Dedicated Funding	\$0.02
MD Dedicated Funding	\$0.01
VA Non-Restricted Dedicated Funding	\$0.01
VA Restricted Dedicated Funding	\$0.00
<b>Local Subtotal</b>	<b>\$0.04</b>
<b>Debt</b>	<b>\$0.25</b>
<b>Net Accruals</b>	<b>\$0.31</b>
<b>Total FY2024 Expenditures</b>	<b>\$0.60</b>



# WASHINGTON METROPOLITAN AREA TRANSIT AUTHORITY

(CIP0319)

## Top 30 Active Contracts by Allocated CIP Value

Contract Number	Vendor	Activity	Contract Value	Allocated CIP Value	Contract Start Date	Contract Expiration Date
FQ19172O	Whitman, Requardt & Associate LLP	ENGINEERING	\$1,950,000	\$1,855,368	10/3/2019	11/14/2024



# WASHINGTON METROPOLITAN AREA TRANSIT AUTHORITY

## (CIP0322) Bus Passenger Facility Improvements

FY2024 Q2

Initiative Type: Program

Mode: Bus

Investment Program:

Location:

Investment Category:

### Description



### Expected Outcome

### Strategic Drivers



Safety



Security



Reliability/SGR

### Overall Status

Development & Evaluation	<input type="radio"/>
Implementation & Construction	<input type="radio"/>
Operations Activation	<input type="radio"/>

No activities planned

### Budget and Funding (\$ Millions)

FY2024 Current Budget	YTD % Budget Expended
\$0.00	0.0%

FY2024 Funding Sources	YTD Expended
Formula	\$0.00
PRIIA	\$0.00
Other	\$0.00
<b>Federal Subtotal</b>	<b>\$0.00</b>
System Performance	\$0.00
Reimbursable/Other	\$0.00
DC Dedicated Funding	\$0.01
MD Dedicated Funding	\$0.01
VA Non-Restricted Dedicated Funding	\$0.01
VA Restricted Dedicated Funding	\$0.00
<b>Local Subtotal</b>	<b>\$0.03</b>
<b>Debt</b>	<b>\$0.00</b>
<b>Net Accruals</b>	<b>\$0.00</b>
<b>Total FY2024 Expenditures</b>	<b>\$0.02</b>



# WASHINGTON METROPOLITAN AREA TRANSIT AUTHORITY

(CIP0322)

Top 30 Active Contracts by Allocated CIP Value

There are no active contracts associated with this CIP



# WASHINGTON METROPOLITAN AREA TRANSIT AUTHORITY

## (CIP0324) Capital Program Financial Support

### FY2024 Q2

Initiative Type: Program  
Investment Program: Support Equipment/Services  
Investment Category: Business & Operations Support

Mode: Systemwide  
Location: Systemwide

#### Description

This program provides support for the financial management of the capital program, including jurisdictional funds and federal grants.



#### Expected Outcome

Improves Metro's ability to compliantly manage the sources of funding for Metro's capital improvement program. This program supports Metro's financial responsibility, compliance, and state of good repair efforts.

#### Strategic Drivers



Safety



Security



Reliability/SGR

#### Overall Status

(Programs are ongoing)

Development & Evaluation	<input type="radio"/>
Implementation & Construction	<input checked="" type="radio"/>
Operations Activation	<input type="radio"/>

No activities

#### Budget and Funding (\$ Millions)

FY2024 Current Budget	YTD % Budget Expended
\$3.10	0.1%

FY2024 Funding Sources	YTD Expended
Formula	\$0.00
PRIIA	\$0.00
Other	\$0.00
<b>Federal Subtotal</b>	<b>\$0.00</b>
System Performance	\$0.00
Reimbursable/Other	\$0.00
DC Dedicated Funding	\$0.00
MD Dedicated Funding	\$0.00
VA Non-Restricted Dedicated Funding	\$0.00
VA Restricted Dedicated Funding	\$0.00
<b>Local Subtotal</b>	<b>\$0.00</b>
<b>Debt</b>	<b>\$0.00</b>
<b>Net Accruals</b>	<b>\$0.00</b>
<b>Total FY2024 Expenditures</b>	<b>\$0.00</b>



# WASHINGTON METROPOLITAN AREA TRANSIT AUTHORITY

(CIP0324)

## Top 30 Active Contracts by Allocated CIP Value

Contract Number	Vendor	Activity	Contract Value	Allocated CIP Value	Contract Start Date	Contract Expiration Date
CQ19243	InfraStrategies LLC	CONSULT	\$1,999,586	\$430,854	10/9/2019	10/8/2024



# WASHINGTON METROPOLITAN AREA TRANSIT AUTHORITY

## (CIP0330) Information Technology Data Center

### FY2024 Q2

Initiative Type: Project  
Investment Program: IT  
Investment Category: Business & Operations Support

Mode: Systemwide  
Location: Systemwide

#### Description

This project constructs a new data center to replace the existing data center at the Jackson Graham building that is being vacated. Metro will build a modern data center that blends new technologies with existing capabilities to continually improve and scale services to users, customers, and partners.



#### Expected Outcome

Replaces Metro's existing data center with a new modern facility to support the system and that will also enable Metro to generate revenue through the leasing of excess capacity.

#### Strategic Drivers



#### Overall Status

Development & Evaluation	<input type="radio"/>
Implementation & Construction	<input checked="" type="radio"/>
Operations Activation	<input type="radio"/>

The focus has shifted to developing a detailed scope for the Labs cabling at Mill Rd./Eisenhower HQ in the second quarter. This involves assessing the amount of cabling required to connect various servers from each group to the existing WMATA network. The labs are crucial for testing new Information Technology products, concepts, or vendor-proposed solutions. The testing conducted in these labs includes applications testing and vulnerability and penetration scanning to ensure the security of the WMATA network.

#### Budget and Funding (\$ Millions)

FY2024 Current Budget	YTD % Budget Expended
\$26.20	54.9%

FY2024 Funding Sources	YTD Expended
Formula	\$0.00
PRIIA	\$0.00
Other	\$0.00
<b>Federal Subtotal</b>	<b>\$0.00</b>
System Performance	\$0.00
Reimbursable/Other	\$0.00
DC Dedicated Funding	\$0.00
MD Dedicated Funding	\$0.00
VA Non-Restricted Dedicated Funding	\$0.00
VA Restricted Dedicated Funding	\$0.00
<b>Local Subtotal</b>	<b>\$0.00</b>
<b>Debt</b>	<b>\$22.85</b>
<b>Net Accruals</b>	<b>(\$8.31)</b>
<b>Total FY2024 Expenditures</b>	<b>\$14.38</b>



# WASHINGTON METROPOLITAN AREA TRANSIT AUTHORITY

(CIP0330)

## Top 30 Active Contracts by Allocated CIP Value

Contract Number	Vendor	Activity	Contract Value	Allocated CIP Value	Contract Start Date	Contract Expiration Date
2021049630UA	AT&T Corp	CONSULT	\$13,300,524	\$5,000,000	7/14/2022	7/13/2025
CQ17089	ACI Worldwide Corp	CONSULT	\$3,641,392	\$30,183	2/8/2018	2/8/2024
CQ19104	Dell Marketing LP	IT_HARDWARE_OTH	\$194,300,000	\$7,218,026	7/23/2019	7/22/2024
CIT01222078	Sirius Computer Solutions	IT_HARDWARE_OTH	\$4,747,661	\$4,747,661	3/7/2022	3/6/2027
CIT01233196	Copper River Information Technology	EQUIPMENT	\$4,198,653	\$2,464,815	4/10/2023	4/9/2024
CQ19119	Canon Solutions America Inc	EQUIP_MATL	\$8,220,893	\$301,783	3/1/2020	2/28/2024
2021049630UA	AT&T Corp	LEASES	\$13,300,524	\$8,300,524	7/14/2022	7/13/2025
CIT01233022	Copper River Information Technology	EQUIP_MATL	\$748,602	\$748,602	1/6/2023	1/5/2024





# WASHINGTON METROPOLITAN AREA TRANSIT AUTHORITY

## (CIP0331) Enterprise Resource Planning Software Replacement

### FY2024 Q2

Initiative Type: Project  
Investment Program: IT  
Investment Category: Business & Operations Support

Mode: Systemwide  
Location: Systemwide

#### Description

This project will implement a new enterprise resource planning (ERP) system. Metro will perform any necessary upgrades to the current ERP system to maximize vendor support until the current program sunsets.



#### Expected Outcome

Replaces the existing ERP system that is scheduled to sunset by the vendor in approximately 2030. Provides the financial management and related systems critical to compliant financial managing and reporting.

#### Strategic Drivers



#### Overall Status

Development & Evaluation	
Implementation & Construction	
Operations Activation	

In the second quarter WMATA awarded the software contract to Oracle Fusion and the implementation contract to Oracle Consulting. The selected vendor has started mobilizing for the project by arranging staff and developing a timeline. A soft kickoff was held in early December, attended by project staff and stakeholder representatives. Oracle initiated work sessions with staff on processes, and program management provided regular status updates to the Executive Steering Committee. The project sponsor also briefed the Board of Directors on the progress of the project.

#### Budget and Funding (\$ Millions)

FY2024 Current Budget	YTD % Budget Expended
\$3.20	14.1%

FY2024 Funding Sources	YTD Expended
Formula	\$0.00
PRIIA	\$0.00
Other	\$0.00
<b>Federal Subtotal</b>	<b>\$0.00</b>
System Performance	\$0.00
Reimbursable/Other	\$0.00
DC Dedicated Funding	\$0.00
MD Dedicated Funding	\$0.00
VA Non-Restricted Dedicated Funding	\$0.00
VA Restricted Dedicated Funding	\$0.00
<b>Local Subtotal</b>	<b>\$0.00</b>
<b>Debt</b>	<b>\$0.37</b>
<b>Net Accruals</b>	<b>\$0.01</b>
<b>Total FY2024 Expenditures</b>	<b>\$0.45</b>



# WASHINGTON METROPOLITAN AREA TRANSIT AUTHORITY

(CIP0331)

## Top 30 Active Contracts by Allocated CIP Value

Contract Number	Vendor	Activity	Contract Value	Allocated CIP Value	Contract Start Date	Contract Expiration Date
CACCT222047-W05-F	Susan Fitzgerald & Associates, Inc.	CONSULT	\$5,316,018	\$2,335,493	5/26/2022	4/13/2024
CACCT222047-W05-E	KPMG LLP	CONSULT	\$4,666,400	\$1,369,600	4/14/2022	4/13/2024
CACCT222047-W05-D	IBS Management & Consultancy Service LLC	CONSULT	\$9,000,000	\$1,057,982	5/26/2022	4/13/2024
CACCT222047-W05-A	Crowe LLP	CONSULT	\$1,019,440	\$676,240	7/27/2022	4/13/2024
CIBOP211233G	Guidehouse Inc	CONSULT	\$1,355,692	\$1,355,692	1/10/2022	1/9/2026
CIT01233343	Oracle America Inc	IT_SOFTWARE_OTH	\$97,485,148	\$97,485,148	10/13/2023	10/12/2027



# WASHINGTON METROPOLITAN AREA TRANSIT AUTHORITY

## (CIP0332) Fiber Optic Cable Installation

FY2024 Q2

Initiative Type: Project  
Investment Program: Signals & Communications  
Investment Category: Rail Systems  
Mode: Systemwide  
Location: Systemwide

### Description

This project will install fiber optic cable for connectivity throughout the system to adjoining communication rooms along the rail Right-of-Way (ROW) and determine the appropriate strategy for installing fiber optic cabling to ancillary rooms such as traction power substations, low voltage power rooms, vent shafts, and tie breaker stations.



### Expected Outcome

Replaces outdated copper wiring with fiber optic cable increasing bandwidth, speeds, reliability and enabling Metro to upgrade communication infrastructure to modern equipment that requires fiber-optic connectivity. New cabling will improve Metro's ability to remotely monitor assets, increasing the efficiency of maintenance.

### Strategic Drivers



Safety



Security



Reliability/SGR

### Overall Status

Development & Evaluation	<input type="radio"/>
Implementation & Construction	<input checked="" type="radio"/>
Operations Activation	<input checked="" type="radio"/>

The overall contract completion has advanced to 35%, indicating ongoing progress in improving and expanding fiber optic infrastructure on the Blue and Orange Lines. Specifically, Radio Fiber Connectivity has reached 33% completion, MBE Connectivity has achieved 55% completion, and IT Ancillary Fiber Connectivity is now at 17% completion. Additionally, a Revenue Service Adjustment (RSA) was conducted in December 2023 as part of the project timeline.

### Budget and Funding (\$ Millions)

FY2024 Current Budget	YTD % Budget Expended
\$87.20	73.1%

FY2024 Funding Sources	YTD Expended
Formula	\$0.00
PRIIA	\$0.00
Other	\$0.00
<b>Federal Subtotal</b>	<b>\$0.00</b>
System Performance	\$0.00
Reimbursable/Other	\$0.00
DC Dedicated Funding	\$0.09
MD Dedicated Funding	\$0.08
VA Non-Restricted Dedicated Funding	\$0.06
VA Restricted Dedicated Funding	\$0.02
<b>Local Subtotal</b>	<b>\$0.24</b>
<b>Debt</b>	<b>\$62.47</b>
<b>Net Accruals</b>	<b>\$1.14</b>
<b>Total FY2024 Expenditures</b>	<b>\$63.73</b>



# WASHINGTON METROPOLITAN AREA TRANSIT AUTHORITY

(CIP0332)

## Top 30 Active Contracts by Allocated CIP Value

Contract Number	Vendor	Activity	Contract Value	Allocated CIP Value	Contract Start Date	Contract Expiration Date
FQ18033I	AECOM-STV JV	CONSULT	\$71,200,000	\$13,770,015	7/1/2018	6/30/2024
FQ18033F	DHA/RK&K Joint Venture	CONSULT	\$115,000,000	\$11,546,107	8/16/2018	8/1/2024
FQ18033A	Parsons Transportation Group Inc	CONSULT	\$83,700,000	\$9,464,101	9/24/2018	8/1/2024
FQ18033C	WSP USA Inc.	CONSULT	\$83,950,000	\$169,376	8/15/2018	3/31/2024
FQ18033I	AECOM-STV JV	CONSULT	\$71,200,000	\$1,000,000	7/1/2018	6/30/2024
FIRPG211190	C3M Power Systems, LLC	CONSTRUCTION	\$175,791,200	\$23,400,000	5/16/2022	6/30/2027
FRBIR222275	C3M Power Systems, LLC	CONSTRUCTION	\$108,102,205	\$9,251,541	10/26/2022	10/25/2027
C20088B	A Yankee Line Inc	3RD_PARTY	\$27,576,713	\$12,371,625	6/6/2020	2/2/2024
C20088A	Transportation Management Service Inc	3RD_PARTY	\$71,491,741	\$8,182,993	2/3/2020	2/2/2024
CCSCM211074	Sharp And Company	3RD_PARTY	\$14,000,000	\$1,791,693	5/17/2021	5/17/2024
C20113	Transportation Management Service Inc	3RD_PARTY	\$30,473,098	\$1,523,294	5/22/2020	5/21/2024



# WASHINGTON METROPOLITAN AREA TRANSIT AUTHORITY

## (CIP0335) Office Consolidation - District of Columbia

### FY2024 Q2

Initiative Type: Project  
Investment Program: Support Equipment/Services  
Investment Category: Business & Operations Support

Mode: Systemwide  
Location: District of Columbia

#### Description

Part of Metro's regional office consolidation plan (combining 10 admin. facilities to four), this project funds the construction of a DC office building at 300 7th St. SW. The new site will be renovated to modern workplace standards, including new commercial amenities on the ground floor to activate the streetscape and benefit the community. In addition, Metro will improve the exterior appearance and add three floors, creating space for leases to generate additional revenue. The building will be designed to achieve LEED certification.



#### Expected Outcome

Updates and modernizes office space for employees that will streamline business processes, allow departments to be more logically organized and reduce Metro's long-term costs.

#### Strategic Drivers



#### Overall Status

Development & Evaluation	<input type="radio"/>
Implementation & Construction	<input checked="" type="radio"/>
Operations Activation	<input checked="" type="radio"/>

In Q2, the work continued with the ongoing tenant build-out activities, including the completion of punch list work for the DCHA (District of Columbia Housing Authority) tenant base contract. Additionally, "Day 2" change order work for DCHA and WMATA Change Order work progressed. Furthermore, preparations were made for permanent chillers, and temporary chillers are ready for the upcoming cooling season.

#### Budget and Funding (\$ Millions)

FY2024 Current Budget	YTD % Budget Expended
\$17.70	56.2%

FY2024 Funding Sources	YTD Expended
Formula	\$0.00
PRIIA	\$0.00
Other	\$0.00
<b>Federal Subtotal</b>	<b>\$0.00</b>
System Performance	\$0.00
Reimbursable/Other	\$0.00
DC Dedicated Funding	\$0.00
MD Dedicated Funding	\$0.00
VA Non-Restricted Dedicated Funding	\$0.00
VA Restricted Dedicated Funding	\$0.00
<b>Local Subtotal</b>	<b>\$0.00</b>
<b>Debt</b>	<b>\$14.83</b>
<b>Net Accruals</b>	<b>(\$3.17)</b>
<b>Total FY2024 Expenditures</b>	<b>\$9.94</b>



# WASHINGTON METROPOLITAN AREA TRANSIT AUTHORITY

(CIP0335)

## Top 30 Active Contracts by Allocated CIP Value

Contract Number	Vendor	Activity	Contract Value	Allocated CIP Value	Contract Start Date	Contract Expiration Date
FQ18033G	Gannett Fleming Engineers and Architects	CONSULT	\$105,000,000	\$100,000	8/23/2018	8/30/2024
FQ18033D	Jacobs Engineering Group Inc	CONSULT	\$90,500,000	\$769,132	8/21/2018	5/23/2024
C20053	Clearing Inc	CONSULT	\$10,555,073	\$571,645	12/10/2019	12/31/2024





# WASHINGTON METROPOLITAN AREA TRANSIT AUTHORITY

## (CIP0336) Facility Energy Management Upgrades

FY2024 Q2

Initiative Type: Program  
Investment Program: Support Equipment/Services  
Investment Category: Business & Operations Support

Mode: Systemwide  
Location:

### Description

This program supports research, analysis and implementation of energy efficiency investments as well as purchase and management of energy as an asset.



### Expected Outcome

Optimizes energy use and management strategies at Metro facilities and fleet.

### Strategic Drivers



Safety



Security



Reliability/SGR

### Overall Status

(Programs are ongoing)

Development & Evaluation	<input type="radio"/>
Implementation & Construction	<input type="radio"/>
Operations Activation	<input type="radio"/>

No activity to report

### Budget and Funding (\$ Millions)

FY2024 Current Budget	YTD % Budget Expended
\$0.00	0.0%

FY2024 Funding Sources	YTD Expended
Formula	\$0.00
PRIIA	\$0.00
Other	\$0.00
<b>Federal Subtotal</b>	<b>\$0.00</b>
System Performance	\$0.00
Reimbursable/Other	\$0.00
DC Dedicated Funding	\$0.00
MD Dedicated Funding	\$0.00
VA Non-Restricted Dedicated Funding	\$0.00
VA Restricted Dedicated Funding	\$0.00
<b>Local Subtotal</b>	<b>\$0.00</b>
<b>Debt</b>	<b>\$0.00</b>
<b>Net Accruals</b>	<b>\$0.00</b>
<b>Total FY2024 Expenditures</b>	<b>\$0.00</b>



# WASHINGTON METROPOLITAN AREA TRANSIT AUTHORITY

(CIP0336)

## Top 30 Active Contracts by Allocated CIP Value

Contract Number	Vendor	Activity	Contract Value	Allocated CIP Value	Contract Start Date	Contract Expiration Date
FQ18033I	AECOM-STV JV	CONSULT	\$70,500,000	\$382,199	7/1/2018	6/30/2025





# WASHINGTON METROPOLITAN AREA TRANSIT AUTHORITY

## (CIP0337) Office Consolidation - Virginia

### FY2024 Q2

Initiative Type: Project  
Investment Program: Support Equipment/Services  
Investment Category: Business & Operations Support

Mode: Systemwide  
Location: Commonwealth of Virginia

#### Description

This project constructs a new office building in Virginia as part of Metro's regional office consolidation plan. The new office building will be constructed near the Eisenhower Avenue Metrorail Station in Alexandria, Virginia. The building will be designed with the goal of achieving LEED certification and is part of the larger redevelopment of the Eisenhower Avenue corridor.



#### Expected Outcome

Updates and modernizes office space for employees that will streamline business process, allow departments to be more logically organized and reduce Metro's long-term costs.

#### Strategic Drivers



#### Overall Status

Development & Evaluation	<input type="radio"/>
Implementation & Construction	<input checked="" type="radio"/>
Operations Activation	<input checked="" type="radio"/>

The focus remained on addressing punch list items for the base building and continuing with "Day 2" Change Order work. The ongoing efforts aim to ensure the completion and refinement of the project.

#### Budget and Funding (\$ Millions)

FY2024 Current Budget	YTD % Budget Expended
\$16.10	90.7%

FY2024 Funding Sources	YTD Expended
Formula	\$0.00
PRIIA	\$0.00
Other	\$0.00
<b>Federal Subtotal</b>	<b>\$0.00</b>
System Performance	\$0.00
Reimbursable/Other	\$0.00
DC Dedicated Funding	\$0.00
MD Dedicated Funding	\$0.00
VA Non-Restricted Dedicated Funding	\$0.00
VA Restricted Dedicated Funding	\$0.00
<b>Local Subtotal</b>	<b>\$0.00</b>
<b>Debt</b>	<b>\$23.48</b>
<b>Net Accruals</b>	<b>(\$4.87)</b>
<b>Total FY2024 Expenditures</b>	<b>\$14.61</b>



# WASHINGTON METROPOLITAN AREA TRANSIT AUTHORITY

(CIP0337)

## Top 30 Active Contracts by Allocated CIP Value

Contract Number	Vendor	Activity	Contract Value	Allocated CIP Value	Contract Start Date	Contract Expiration Date
FQ18033G	Gannett Fleming Engineers and Architects	CONSULT	\$105,000,000	\$160,000	8/23/2018	8/30/2024
FQ18033D	Jacobs Engineering Group Inc	CONSULT	\$90,500,000	\$769,132	8/21/2018	5/23/2024
FQ18033A	Parsons Transportation Group Inc	CONSULT	\$83,250,000	\$2,721,625	9/24/2018	8/1/2024
FQ19172D	Jacobs Engineering Group Inc	CONSULT	\$7,500,000	\$1,530,578	10/3/2019	11/14/2024



# WASHINGTON METROPOLITAN AREA TRANSIT AUTHORITY

## (CIP0338) Office Consolidation - Maryland

### FY2024 Q2

Initiative Type: Project  
Investment Program: Support Equipment/Services  
Investment Category: Business & Operations Support

Mode: Systemwide  
Location: State of Maryland

#### Description

This project constructs a new office building in Maryland as part of Metro's regional office consolidation plan. The new building consolidates employees near the New Carrollton Metrorail Station in PG County. The station is a significant transit hub and is served by Metro, MARC, multiple local and regional buses, Amtrak, Greyhound, and in the future Maryland MTA Purple Line. The building will be designed to achieve LEED certification and is part of the continued development of New Carrollton.



#### Expected Outcome

Updates and modernizes office space for employees that will streamline business processes, allow departments to be more logically organized and reduce Metro's long-term costs.

#### Strategic Drivers



#### Overall Status

Development & Evaluation	<input type="radio"/>
Implementation & Construction	<input checked="" type="radio"/>
Operations Activation	<input checked="" type="radio"/>

The project continued with "Day 2" Change Order work, while also initiating and progressing with the construction of the plaza. The efforts in the second quarter involved both ongoing refinement and the commencement of new construction activities.

#### Budget and Funding (\$ Millions)

FY2024 Current Budget	YTD % Budget Expended
\$5.50	8.2%

FY2024 Funding Sources	YTD Expended
Formula	\$0.00
PRIIA	\$0.00
Other	\$0.00
<b>Federal Subtotal</b>	<b>\$0.00</b>
System Performance	\$0.00
Reimbursable/Other	\$0.00
DC Dedicated Funding	\$0.00
MD Dedicated Funding	\$0.00
VA Non-Restricted Dedicated Funding	\$0.00
VA Restricted Dedicated Funding	\$0.00
<b>Local Subtotal</b>	<b>\$0.00</b>
Debt	\$1.22
Net Accruals	(\$0.72)
<b>Total FY2024 Expenditures</b>	<b>\$0.45</b>



# WASHINGTON METROPOLITAN AREA TRANSIT AUTHORITY

(CIP0338)

## Top 30 Active Contracts by Allocated CIP Value

Contract Number	Vendor	Activity	Contract Value	Allocated CIP Value	Contract Start Date	Contract Expiration Date
FQ18033D	Jacobs Engineering Group Inc	CONSULT	\$90,500,000	\$792,439	8/21/2018	5/23/2024



# WASHINGTON METROPOLITAN AREA TRANSIT AUTHORITY

## (CIP0341) Rail System Standpipe Replacement Program

### FY2024 Q2

Initiative Type: Program  
Investment Program: Station Systems  
Investment Category: Stations and Passenger Facilities

Mode: Rail  
Location: Systemwide

#### Description

This program replaces dry standpipes throughout the system that have reached the end of their useful life or need to be replaced based on asset condition.



#### Expected Outcome

Replaces dry standpipes used to extinguish fires in Metrorail tunnels and station platforms to keep assets in a state of good repair and in compliance with national and local regulatory maintenance standards.

#### Strategic Drivers



Safety



Security



Reliability/SGR

#### Overall Status

(Programs are ongoing)

Development & Evaluation	<input type="radio"/>
Implementation & Construction	<input checked="" type="radio"/>
Operations Activation	<input type="radio"/>

In Q2, the Standpipe Replacement project on the A, B, & F lines (Red and green) continued with Contract FRBIR222210. The Winter Rail Service Adjustment (RSA) proved productive, involving the replacement of branch legs in the double-boxed tunnel at FA1 & FA2. Ongoing work at VA19 & VA20 included the replacement of existing risers at the vent shafts.

#### Budget and Funding (\$ Millions)

FY2024 Current Budget	YTD % Budget Expended
\$14.30	33.4%

FY2024 Funding Sources	YTD Expended
Formula	\$0.00
PRIIA	\$0.00
Other	\$0.00
<b>Federal Subtotal</b>	<b>\$0.00</b>
System Performance	\$0.00
Reimbursable/Other	\$0.00
DC Dedicated Funding	\$0.27
MD Dedicated Funding	\$0.25
VA Non-Restricted Dedicated Funding	\$0.18
VA Restricted Dedicated Funding	\$0.05
<b>Local Subtotal</b>	<b>\$0.75</b>
<b>Debt</b>	<b>\$4.64</b>
<b>Net Accruals</b>	<b>\$0.52</b>
<b>Total FY2024 Expenditures</b>	<b>\$4.77</b>



# WASHINGTON METROPOLITAN AREA TRANSIT AUTHORITY

(CIP0341)

## Top 30 Active Contracts by Allocated CIP Value

Contract Number	Vendor	Activity	Contract Value	Allocated CIP Value	Contract Start Date	Contract Expiration Date
FQ18033G	Gannett Fleming Engineers and Architects	CONSULT	\$105,000,000	\$100,000	8/23/2018	8/30/2024
FQ18033F	DHA/RK&K Joint Venture	CONSULT	\$115,000,000	\$6,000	8/16/2018	8/1/2024
C20147	K&J Safety & Security Consulting	CONSTRUCTION	\$19,773,890	\$25,758	9/30/2020	10/31/2025
FRBIR222210	Property & Environmental Management Inc	CONSTRUCTION	\$15,680,421	\$15,680,421	9/16/2022	12/29/2025
FQ18033B	HNTB Corporation	ENGINEERING	\$92,374,562	\$190,110	8/2/2018	8/2/2024



# WASHINGTON METROPOLITAN AREA TRANSIT AUTHORITY

## (CIP0342) Information Technology Hardware State of Good Repair

### FY2024 Q2

Initiative Type: Program  
Investment Program: IT  
Investment Category: Business & Operations Support

Mode: Systemwide  
Location: Systemwide

#### Description

This program implements data center infrastructure technology improvements to achieve higher operational efficiencies, increases capacity and service availability and reduces risk to the underlying business functions and communications network.



#### Expected Outcome

Supports continuity of operations by providing efficient, reliable, and secure computing and network infrastructure, communications hardware, and edge devices.

#### Strategic Drivers



Safety



Security



Reliability/SGR

#### Overall Status

(Programs are ongoing)

Development & Evaluation	
Implementation & Construction	
Operations Activation	

The ongoing efforts in IT Hardware SOGR upgrades and expansion continued in Q2. The completion of the purchase of DWDM amplifiers for the Storage Area Network (SAN) is a notable achievement, addressing attenuation challenges in the dark fiber between CTF and the Equinix platform. Additionally, the successful multi-year renewal of Oracle/Peoplesoft software licensing and support ensures the continued stability of these essential systems. The Edge Device Replacement process has been initiated and is progressing, with a focus on maintaining the currency and warranty of enterprise devices.

#### Budget and Funding (\$ Millions)

FY2024 Current Budget	YTD % Budget Expended
\$11.90	52.7%

FY2024 Funding Sources	YTD Expended
Formula	\$0.00
PRIIA	\$0.00
Other	\$0.00
<b>Federal Subtotal</b>	<b>\$0.00</b>
System Performance	\$0.00
Reimbursable/Other	\$0.00
DC Dedicated Funding	\$2.56
MD Dedicated Funding	\$2.39
VA Non-Restricted Dedicated Funding	\$1.71
VA Restricted Dedicated Funding	\$0.51
<b>Local Subtotal</b>	<b>\$7.17</b>
<b>Debt</b>	<b>\$0.00</b>
<b>Net Accruals</b>	<b>(\$0.90)</b>
<b>Total FY2024 Expenditures</b>	<b>\$6.27</b>



# WASHINGTON METROPOLITAN AREA TRANSIT AUTHORITY

(CIP0342)

## Top 30 Active Contracts by Allocated CIP Value

Contract Number	Vendor	Activity	Contract Value	Allocated CIP Value	Contract Start Date	Contract Expiration Date
CQ18183	Mythics LLC	CONSULT	\$40,402,915	\$179,320	5/16/2018	5/15/2025
CQ19177B	CLAVIS LLC	CONSULT	\$604,360	\$86,400	5/13/2019	5/12/2024
CQ19104	Dell Marketing LP	IT_HARDWARE_OTH	\$194,300,000	\$45,124	7/23/2019	7/22/2024
CQ20006	CMG Media Ventures LLC	EQUIP_MATL	\$82,320	\$81,420	10/4/2019	10/3/2024
CQ19104	Dell Marketing LP	IT_HARDWARE_OTH	\$194,300,000	\$1,539,305	7/23/2019	7/22/2024





# WASHINGTON METROPOLITAN AREA TRANSIT AUTHORITY

## (CIP0343) Information Technology Software State of Good Repair

### FY2024 Q2

Initiative Type: Program Mode: Systemwide  
Investment Program: IT Location:  
Investment Category: Business & Operations Support

#### Description


This program supports state of good repair activities for critical software applications including web applications, cybersecurity, rail operations, enterprise resource planning (ERP) systems.



#### Expected Outcome

Provides continuity of operations and data security of critical information software applications.

#### Strategic Drivers



#### Overall Status

(Programs are ongoing)

Development & Evaluation	<input type="radio"/>
Implementation & Construction	<input type="radio"/>
Operations Activation	<input type="radio"/>

No activity

#### Budget and Funding (\$ Millions)

FY2024 Current Budget	YTD % Budget Expended
\$0.00	0.0%

FY2024 Funding Sources	YTD Expended
Formula	\$0.00
PRIIA	\$0.00
Other	\$0.00
<b>Federal Subtotal</b>	<b>\$0.00</b>
System Performance	\$0.00
Reimbursable/Other	\$0.00
DC Dedicated Funding	\$0.00
MD Dedicated Funding	\$0.00
VA Non-Restricted Dedicated Funding	\$0.00
VA Restricted Dedicated Funding	\$0.00
<b>Local Subtotal</b>	<b>\$0.00</b>
<b>Debt</b>	<b>\$0.00</b>
<b>Net Accruals</b>	<b>\$0.00</b>
<b>Total FY2024 Expenditures</b>	<b>\$0.00</b>



# WASHINGTON METROPOLITAN AREA TRANSIT AUTHORITY

(CIP0343)

Top 30 Active Contracts by Allocated CIP Value

There are no active contracts associated with this CIP



# WASHINGTON METROPOLITAN AREA TRANSIT AUTHORITY

## (CIP0345) Shady Grove Stairway

FY2024 Q2

Initiative Type:

Investment Program:

Investment Category:

Mode:

Location:

### Description



### Expected Outcome

### Strategic Drivers



Safety



Security



Reliability/SGR

### Overall Status

Development & Evaluation	<input type="radio"/>
Implementation & Construction	<input type="radio"/>
Operations Activation	<input type="radio"/>

No activity to report

### Budget and Funding (\$ Millions)

FY2024 Current Budget	YTD % Budget Expended
\$0.00	0.0%

FY2024 Funding Sources	YTD Expended
Formula	\$0.00
PRIIA	\$0.00
Other	\$0.00
<b>Federal Subtotal</b>	<b>\$0.00</b>
System Performance	\$0.00
Reimbursable/Other	\$0.00
DC Dedicated Funding	\$0.00
MD Dedicated Funding	\$0.00
VA Non-Restricted Dedicated Funding	\$0.00
VA Restricted Dedicated Funding	\$0.00
<b>Local Subtotal</b>	<b>\$0.00</b>
<b>Debt</b>	<b>\$0.00</b>
<b>Net Accruals</b>	<b>(\$0.06)</b>
<b>Total FY2024 Expenditures</b>	<b>(\$0.06)</b>



# WASHINGTON METROPOLITAN AREA TRANSIT AUTHORITY

(CIP0345)

## Top 30 Active Contracts by Allocated CIP Value

Contract Number	Vendor	Activity	Contract Value	Allocated CIP Value	Contract Start Date	Contract Expiration Date
FQ18033G	Gannett Fleming Engineers and Architects	CONSULT	\$105,000,000	\$50,000	8/23/2018	8/30/2024



# WASHINGTON METROPOLITAN AREA TRANSIT AUTHORITY

## (CIP0347) Accounting Capital Program Support

FY2024 Q2

Initiative Type: Program  
Investment Program: Support Equipment/Services  
Investment Category: Business & Operations Support

Mode: Systemwide  
Location: Systemwide

### Description

This program provides accounting support to Metro's capital program. This includes tracking depreciation, maintaining an inventory of capital assets, reviewing invoices for projects and communicating with stakeholders.



### Expected Outcome

Financial reporting entries for expenses and capital assets. This includes documenting depreciation of fixed assets and conducting a biannual inventory of capital assets. This program supports accurate and reliable financial reporting.

### Strategic Drivers



### Overall Status

(Programs are ongoing)

Development & Evaluation	<input type="radio"/>
Implementation & Construction	<input type="radio"/>
Operations Activation	<input type="radio"/>

Continuous support to provide accounting services to the capital program, including review and control of expenditures and maintaining an inventory of capital assets.

### Budget and Funding (\$ Millions)

FY2024 Current Budget	YTD % Budget Expended
\$2.40	50.3%

FY2024 Funding Sources	YTD Expended
Formula	\$0.00
PRIIA	\$0.00
Other	\$0.00
<b>Federal Subtotal</b>	<b>\$0.00</b>
System Performance	\$1.23
Reimbursable/Other	\$0.00
DC Dedicated Funding	\$0.00
MD Dedicated Funding	\$0.00
VA Non-Restricted Dedicated Funding	\$0.00
VA Restricted Dedicated Funding	\$0.00
<b>Local Subtotal</b>	<b>\$1.23</b>
<b>Debt</b>	<b>\$0.00</b>
<b>Net Accruals</b>	<b>\$0.00</b>
<b>Total FY2024 Expenditures</b>	<b>\$1.21</b>



# WASHINGTON METROPOLITAN AREA TRANSIT AUTHORITY

(CIP0347)

Top 30 Active Contracts by Allocated CIP Value

There are no active contracts associated with this CIP



# WASHINGTON METROPOLITAN AREA TRANSIT AUTHORITY

## (CIP0348) Structural Rehabilitation - Package A

FY2024 Q2

Initiative Type: Project  
Investment Program: Structures  
Investment Category: Track and Structures Rehabilitation

Mode: Rail  
Location: Systemwide

### Description

This project rehabilitates structural and system components of bridges, aerial structures, and the station platform canopy at Rockville Station.



### Expected Outcome

Addresses structural issues on bridges, aerial structures, and the Rockville Station canopy identified during Metro safety inspections. Prevents emergency shutdowns of rail service due to structural deficiencies.

### Strategic Drivers



Safety



Security



Reliability/SGR

### Overall Status

Development & Evaluation	<input type="radio"/>
Implementation & Construction	<input checked="" type="radio"/>
Operations Activation	<input checked="" type="radio"/>

In Q2, the progress at Grosvenor station included the completion of 82% of structural improvements at 20 existing piers. At Minnesota Ave, there were advancements in grout repairs and end caps for structural improvements at 18 piers, along with advanced post-tensioning of structural improvements at 25 piers. For Naylor and Branch Ave, interior work at Naylor was completed, and punch list activities were ongoing. These efforts continue to contribute to the infrastructure and safety enhancements at these Metro stations.

### Budget and Funding (\$ Millions)

FY2024 Current Budget	YTD % Budget Expended
\$20.30	44.7%

FY2024 Funding Sources	YTD Expended
Formula	\$0.00
PRIIA	\$0.00
Other	\$0.00
<b>Federal Subtotal</b>	<b>\$0.00</b>
System Performance	\$0.00
Reimbursable/Other	\$0.00
DC Dedicated Funding	\$0.00
MD Dedicated Funding	\$0.00
VA Non-Restricted Dedicated Funding	\$0.00
VA Restricted Dedicated Funding	\$0.00
<b>Local Subtotal</b>	<b>\$0.00</b>
<b>Debt</b>	<b>\$11.55</b>
<b>Net Accruals</b>	<b>(\$1.22)</b>
<b>Total FY2024 Expenditures</b>	<b>\$9.07</b>



# WASHINGTON METROPOLITAN AREA TRANSIT AUTHORITY

(CIP0348)

## Top 30 Active Contracts by Allocated CIP Value

Contract Number	Vendor	Activity	Contract Value	Allocated CIP Value	Contract Start Date	Contract Expiration Date
FQ18033F	DHA/RK&K Joint Venture	CONSULT	\$115,000,000	\$3,480,092	8/16/2018	8/1/2024
FQ18033A	Parsons Transportation Group Inc	CONSULT	\$83,700,000	\$1,378,656	9/24/2018	8/1/2024
FQ15190A	AECOM, USA, INC.	CONSULT	\$30,500,000	\$304,137	3/29/2018	6/30/2024
FQ18033C	WSP USA Inc.	CONSULT	\$83,950,000	\$179,376	8/15/2018	3/31/2024
C20088C	Dillons Bus Service Inc	3RD_PARTY	\$6,468,654	\$6,468,654	2/3/2020	2/2/2024
C20088A	Transportation Management Service Inc	3RD_PARTY	\$71,491,741	\$1,278,224	2/3/2020	2/2/2024
FQ18033B	HNTB Corporation	ENGINEERING	\$92,374,562	\$107,095	8/2/2018	8/2/2024
C20113	Transportation Management Service Inc	3RD_PARTY	\$27,817,629	\$22,190	5/22/2020	5/21/2024
FQ19172G	Gannett Fleming Engineers and Architects	ENGINEERING	\$75,250,000	\$93,404	10/3/2019	10/3/2024





# WASHINGTON METROPOLITAN AREA TRANSIT AUTHORITY

## (CIP0349) Yellow Line Tunnel and Bridge Rehabilitation

FY2024 Q2

Initiative Type: Project  
Investment Program: Structures  
Investment Category: Track and Structures Rehabilitation

Mode: Rail  
Location: District of Columbia

### Description

This project rehabilitates sections of tunnel and the Potomac River Bridge located between L'Enfant Plaza and Pentagon Stations.



### Expected Outcome

Prevents failure of the Yellow Line tunnel by addressing structural degradation of the tunnel liner. Extends the life of the tunnel and bridge to maintain the continuity of service and safety of Metro's customers and employees.

### Strategic Drivers



Safety



Security



Reliability/SGR

### Overall Status

Development & Evaluation	<input type="radio"/>
Implementation & Construction	<input checked="" type="radio"/>
Operations Activation	<input checked="" type="radio"/>

The second quarter saw the L-Line Bridge and Tunnel Rehabilitation project continue with close-out activities, including acceptance, punch list completion, and ongoing warranty observations. These efforts signify the project's commitment to ensuring the completion of tasks and maintaining the effectiveness of implemented measures for leak mitigation in the tunnels.

### Budget and Funding (\$ Millions)

FY2024 Current Budget	YTD % Budget Expended
\$11.60	71.4%

FY2024 Funding Sources	YTD Expended
Formula	\$0.87
PRIIA	\$0.00
Other	\$0.00
<b>Federal Subtotal</b>	<b>\$0.87</b>
System Performance	\$0.00
Reimbursable/Other	\$0.00
DC Dedicated Funding	\$0.00
MD Dedicated Funding	\$0.00
VA Non-Restricted Dedicated Funding	\$0.00
VA Restricted Dedicated Funding	\$0.00
<b>Local Subtotal</b>	<b>\$0.00</b>
<b>Debt</b>	<b>\$26.58</b>
<b>Net Accruals</b>	<b>(\$1.00)</b>
<b>Total FY2024 Expenditures</b>	<b>\$8.28</b>



# WASHINGTON METROPOLITAN AREA TRANSIT AUTHORITY

(CIP0349)

## Top 30 Active Contracts by Allocated CIP Value

Contract Number	Vendor	Activity	Contract Value	Allocated CIP Value	Contract Start Date	Contract Expiration Date
FIRPG211117AWD	Kiewit Infrastructure Company	CONSTRUCTION	\$312,553,599	\$309,514,326	7/1/2021	2/28/2024
C20147	K&J Safety & Security Consulting	CONSTRUCTION	\$19,773,890	\$64,243	9/30/2020	10/31/2025
FQ18033B	HNTB Corporation	ENGINEERING	\$92,374,562	\$736,500	8/2/2018	8/2/2024
FQ18033A	Parsons Transportation Group Inc	ENGINEERING	\$83,700,000	\$299,968	9/24/2018	8/1/2024
C20088B	A Yankee Line Inc	3RD_PARTY	\$15,205,088	\$7,906,335	6/6/2020	2/2/2024
C20113	Transportation Management Service Inc	3RD_PARTY	\$27,817,629	\$83,214	5/22/2020	5/21/2024
FQ19172N	RK&K	ENGINEERING	\$13,500,000	\$2,409,766	10/3/2019	10/3/2024
FQ19172G	Gannett Fleming Engineers and Architects	CONSTRUCTION	\$70,250,000	\$189,574	10/3/2019	10/3/2024



# WASHINGTON METROPOLITAN AREA TRANSIT AUTHORITY

## (CIP0352) Rail Station Platform Canopy Rehabilitation Program

FY2024 Q2

Initiative Type: Program  
Investment Program: Platforms & Structures  
Investment Category: Stations and Passenger Facilities

Mode: Rail  
Location: Systemwide

### Description

This program replaces or rehabilitates platform canopies at various Metrorail stations to maintain them in a state of good repair.



### Expected Outcome

Provides customers with shelter from the elements on outdoor platforms and extends the life of Metro's platform assets and helps prevent future safety issues.

### Strategic Drivers



### Overall Status

(Programs are ongoing)

Development & Evaluation	<input type="radio"/>
Implementation & Construction	<input checked="" type="radio"/>
Operations Activation	<input type="radio"/>

No activities. Completing project addendum for closing.

### Budget and Funding (\$ Millions)

FY2024 Current Budget	YTD % Budget Expended
\$0.00	0.0%

FY2024 Funding Sources	YTD Expended
Formula	\$0.00
PRIIA	\$0.00
Other	\$0.00
<b>Federal Subtotal</b>	<b>\$0.00</b>
System Performance	\$0.00
Reimbursable/Other	\$0.00
DC Dedicated Funding	\$0.03
MD Dedicated Funding	\$0.02
VA Non-Restricted Dedicated Funding	\$0.02
VA Restricted Dedicated Funding	\$0.00
<b>Local Subtotal</b>	<b>\$0.07</b>
<b>Debt</b>	<b>\$0.00</b>
<b>Net Accruals</b>	<b>(\$0.06)</b>
<b>Total FY2024 Expenditures</b>	<b>(\$0.05)</b>



## WASHINGTON METROPOLITAN AREA TRANSIT AUTHORITY

(CIP0352)

### Top 30 Active Contracts by Allocated CIP Value

Contract Number	Vendor	Activity	Contract Value	Allocated CIP Value	Contract Start Date	Contract Expiration Date
FQ18033G	Gannett Fleming Engineers and Architects	CONSULT	\$105,000,000	\$549,281	8/23/2018	8/30/2024
FQ18033F	DHA/RK&K Joint Venture	CONSULT	\$115,000,000	\$19,658	8/16/2018	8/1/2024
FQ19172G	Gannett Fleming Engineers and Architects	ENGINEERING	\$70,250,000	\$14,969	10/3/2019	10/3/2024



# WASHINGTON METROPOLITAN AREA TRANSIT AUTHORITY

## (CIP0354) ePerformance and eCompensation Upgrades

### FY2024 Q2

Initiative Type: Project  
Investment Program: IT  
Investment Category: Business & Operations Support

Mode: Systemwide  
Location: Systemwide

#### Description

This project develops and deploys new modules for ePerformance and eCompensation, including the design, requirements, development, testing, and deployment of these modules.



#### Expected Outcome

Aligns organizational resources and systems for employee performance to improve analysis of performance-related metrics and increase options for data-driven gap analysis. Improves compensation programs for employees through planning, administration, and reporting activities.

#### Strategic Drivers



#### Overall Status

Development & Evaluation	<input type="radio"/>
Implementation & Construction	<input checked="" type="radio"/>
Operations Activation	<input checked="" type="radio"/>

In the second quarter, a financial transaction, PR 068114, amounting to \$3.6K, was initiated to cover the last week of a contractor's services from October 7, 2023, to October 14, 2023. The completion of Level 1 category work by DMI in October signifies progress in the performance-related initiatives. It's noteworthy that any additional costs associated with this work will now be categorized under Operating going forward.

#### Budget and Funding (\$ Millions)

FY2024 Current Budget	YTD % Budget Expended
\$0.20	20.6%

FY2024 Funding Sources	YTD Expended
Formula	\$0.00
PRIIA	\$0.00
Other	\$0.00
<b>Federal Subtotal</b>	<b>\$0.00</b>
System Performance	\$0.00
Reimbursable/Other	\$0.00
DC Dedicated Funding	\$0.03
MD Dedicated Funding	\$0.03
VA Non-Restricted Dedicated Funding	\$0.02
VA Restricted Dedicated Funding	\$0.01
<b>Local Subtotal</b>	<b>\$0.08</b>
Debt	\$0.00
Net Accruals	(\$0.03)
<b>Total FY2024 Expenditures</b>	<b>\$0.04</b>



# WASHINGTON METROPOLITAN AREA TRANSIT AUTHORITY

(CIP0354)

Top 30 Active Contracts by Allocated CIP Value

There are no active contracts associated with this CIP



# WASHINGTON METROPOLITAN AREA TRANSIT AUTHORITY

## (CIP0355) Zero Emission Bus Acquisition and Evaluation

### FY2024 Q2

Initiative Type: Project Mode: Bus  
Investment Program: Acquisition Location: Systemwide  
Investment Category: Bus, Bus Facilities & Paratransit

#### Description

This project purchases electric buses and evaluates the transition of the fleet to zero emissions technology. Results of the evaluation will inform, guide, and direct Metro's future bus fleet strategy and plans for supporting equipment and infrastructure.



#### Expected Outcome

Results of the pilot will inform and guide Metro's strategy for the future bus fleet. Zero-emission buses are expected to bring value by reducing local air pollution, providing a quieter, smoother ride and supporting a more livable region.

#### Strategic Drivers



#### Overall Status

Development & Evaluation	<input type="radio"/>
Implementation & Construction	<input checked="" type="radio"/>
Operations Activation	<input checked="" type="radio"/>

The electric bus initiative saw progress with 5 buses scheduled for delivery in FY24 and an additional 5 buses expected in FY25. This adjustment in the delivery schedule is attributed to some slippage in the timeline.

#### Budget and Funding (\$ Millions)

FY2024 Current Budget	YTD % Budget Expended
\$10.60	83.7%

FY2024 Funding Sources	YTD Expended
Formula	\$3.12
PRIIA	\$0.00
Other	\$0.00
<b>Federal Subtotal</b>	<b>\$3.12</b>
System Performance	\$0.00
Reimbursable/Other	\$0.00
DC Dedicated Funding	\$0.01
MD Dedicated Funding	\$0.01
VA Non-Restricted Dedicated Funding	\$0.01
VA Restricted Dedicated Funding	\$0.00
<b>Local Subtotal</b>	<b>\$0.02</b>
<b>Debt</b>	<b>\$5.52</b>
<b>Net Accruals</b>	<b>\$0.10</b>
<b>Total FY2024 Expenditures</b>	<b>\$8.87</b>



# WASHINGTON METROPOLITAN AREA TRANSIT AUTHORITY

(CIP0355)

## Top 30 Active Contracts by Allocated CIP Value

Contract Number	Vendor	Activity	Contract Value	Allocated CIP Value	Contract Start Date	Contract Expiration Date
FQ19172A	AECOM, USA, INC.	CONSULT	\$16,200,000	\$191,739	10/3/2019	10/3/2024
0000007759	Center for Transportation & Environment	CONSULT	\$418,996	\$39,496	12/28/2020	4/30/2025
0000007759	Center for Transportation & Environment	CONSULT	\$374,500	\$374,500	12/28/2020	1/1/2024
FQ19144B-2	Hensel Phelps Construction Co	CONSTRUCTION	\$266,500,000	\$306,167	10/8/2021	3/31/2027
COBTR222336-BTK	Rosendin Electric Inc	EQUIP_MATL	\$2,098,653	\$2,098,653	2/7/2023	2/6/2026





# WASHINGTON METROPOLITAN AREA TRANSIT AUTHORITY

## (CIP0356) Tunnel Ventilation Improvements - Red Line Pilot

### FY2024 Q2

Initiative Type: Project  
Investment Program: Structures  
Investment Category: Track and Structures Rehabilitation

Mode: Rail  
Location: District of Columbia

#### Description

The project performs a pilot and evaluation to add ventilation fans and upgrade shaft components. The pilot will be implemented on the Red Line between Woodley Park through Cleveland Park Metrorail Stations. If successful, the project will serve as a proof of concept for future designs across the Metrorail System and will be used to update Metro's ventilation design criteria.



#### Expected Outcome

Improves ventilation infrastructure to expel smoke from tunnels in the event of a fire incident.

#### Strategic Drivers



Safety



Security



Reliability/SGR

#### Overall Status

Development & Evaluation	<input type="radio"/>
Implementation & Construction	<input checked="" type="radio"/>
Operations Activation	<input checked="" type="radio"/>

In Q2, significant progress was made in the Tunnel Vent - Red Line Pilot project. Key achievements include the approval of Information for Construction (IFCs), completion and approval of SCADA (Supervisory Control and Data Acquisition) design, and advanced integration planning. Additionally, a task order for connectivity to ROCC was approved, and feeder replacements at Cleveland Park and Woodley Park were addressed by PEPCO, with the latter delayed due to weather issues and is yet to be rescheduled. Concrete Masonry Wall construction, installation of handrails and ships ladders, completion of Shaftside CMU walls, and multiple deliveries of electrical gear were notable accomplishments. Moreover, generators were installed at Woodley Park and security improvements made to both generators. Fans, dampers, and electrical equipment are staged and ready for site delivery in Q3.

#### Budget and Funding (\$ Millions)

FY2024 Current Budget	YTD % Budget Expended
\$9.10	96.4%

FY2024 Funding Sources	YTD Expended
Formula	\$0.00
PRIIA	\$0.00
Other	\$0.00
<b>Federal Subtotal</b>	<b>\$0.00</b>
System Performance	\$0.00
Reimbursable/Other	\$0.00
DC Dedicated Funding	\$0.04
MD Dedicated Funding	\$0.04
VA Non-Restricted Dedicated Funding	\$0.03
VA Restricted Dedicated Funding	\$0.01
<b>Local Subtotal</b>	<b>\$0.12</b>
<b>Debt</b>	<b>\$8.08</b>
<b>Net Accruals</b>	<b>\$0.41</b>
<b>Total FY2024 Expenditures</b>	<b>\$8.77</b>



# WASHINGTON METROPOLITAN AREA TRANSIT AUTHORITY

(CIP0356)

## Top 30 Active Contracts by Allocated CIP Value

Contract Number	Vendor	Activity	Contract Value	Allocated CIP Value	Contract Start Date	Contract Expiration Date
FQ18033G	Gannett Fleming Engineers and Architects	CONSULT	\$105,000,000	\$5,159,993	8/23/2018	8/30/2024
FQ18033C	WSP USA Inc.	CONSULT	\$83,950,000	\$717,505	8/15/2018	3/31/2024
FQ18033B	HNTB Corporation	CONSULT	\$106,860,293	\$106,929	8/2/2018	8/2/2024
FIRPG211104	Potomac Construction Co Inc	CONSTRUCTION	\$34,905,091	\$33,944,083	4/16/2021	10/30/2024
FIRPG211104-A	Potomac Construction Co Inc	CONSTRUCTION	\$34,751,268	\$795,000	4/16/2021	2/7/2024
CIT01211282	Copper River Information Technology	EQUIP_MATL	\$22,061,314	\$48,290	7/26/2021	7/31/2024
FQ19172M	Mott MacDonald-WSP Joint Venture	ENGINEERING	\$10,000,000	\$985,337	10/3/2019	10/3/2024



# WASHINGTON METROPOLITAN AREA TRANSIT AUTHORITY

## (CIP0357) Cybersecurity Legacy Software Improvements

### FY2024 Q2

Initiative Type: Project  
Investment Program: IT  
Investment Category: Business & Operations Support

Mode: Systemwide  
Location: Systemwide

#### Description

This project will improve, maintain and upgrade applications to improve cybersecurity.



#### Expected Outcome

Protects Metro IT systems from cybersecurity risks through direct improvements, maintenance and upgrade of existing systems and technologies across the system.

#### Strategic Drivers



#### Overall Status

Development & Evaluation	<input type="radio"/>
Implementation & Construction	<input checked="" type="radio"/>
Operations Activation	<input type="radio"/>

Continued deployment and maintenance of a small set of technologies that protect WMATA networks.

#### Budget and Funding (\$ Millions)

FY2024 Current Budget	YTD % Budget Expended
\$3.50	57.6%

FY2024 Funding Sources	YTD Expended
Formula	\$0.00
PRIIA	\$0.00
Other	\$0.00
<b>Federal Subtotal</b>	<b>\$0.00</b>
System Performance	\$0.00
Reimbursable/Other	\$0.00
DC Dedicated Funding	\$0.73
MD Dedicated Funding	\$0.69
VA Non-Restricted Dedicated Funding	\$0.49
VA Restricted Dedicated Funding	\$0.15
<b>Local Subtotal</b>	<b>\$2.05</b>
<b>Debt</b>	<b>\$0.00</b>
<b>Net Accruals</b>	<b>\$0.00</b>
<b>Total FY2024 Expenditures</b>	<b>\$2.02</b>



# WASHINGTON METROPOLITAN AREA TRANSIT AUTHORITY

(CIP0357)

Top 30 Active Contracts by Allocated CIP Value

There are no active contracts associated with this CIP



# WASHINGTON METROPOLITAN AREA TRANSIT AUTHORITY

## (CIP0358) Business Systems State of Good Repair

### FY2024 Q2

Initiative Type: Program Mode: Systemwide  
Investment Program: IT Location: Systemwide  
Investment Category: Business & Operations Support

#### Description

This program supports state of good repair activities for critical business applications including web applications, timekeeping and enterprise resource planning (ERP) systems.



#### Expected Outcome

Provides continuity of operations and data security of critical information software applications.

#### Strategic Drivers



#### Overall Status

(Programs are ongoing)

Development & Evaluation	<input type="radio"/>
Implementation & Construction	<input type="radio"/>
Operations Activation	<input type="radio"/>

Ongoing operations & maintenance support services.

#### Budget and Funding (\$ Millions)

FY2024 Current Budget	YTD % Budget Expended
\$14.20	47.5%

FY2024 Funding Sources	YTD Expended
Formula	\$0.00
PRIIA	\$0.00
Other	\$0.00
<b>Federal Subtotal</b>	<b>\$0.00</b>
System Performance	\$0.00
Reimbursable/Other	\$0.00
DC Dedicated Funding	\$2.41
MD Dedicated Funding	\$2.25
VA Non-Restricted Dedicated Funding	\$1.61
VA Restricted Dedicated Funding	\$0.48
<b>Local Subtotal</b>	<b>\$6.75</b>
<b>Debt</b>	<b>\$0.00</b>
<b>Net Accruals</b>	<b>\$1.33</b>
<b>Total FY2024 Expenditures</b>	<b>\$6.75</b>



# WASHINGTON METROPOLITAN AREA TRANSIT AUTHORITY

(CIP0358)

Top 30 Active Contracts by Allocated CIP Value

There are no active contracts associated with this CIP



# WASHINGTON METROPOLITAN AREA TRANSIT AUTHORITY

## (CIP0359) Enterprise Technology Platforms State of Good Repair


### FY2024 Q2

Initiative Type: Program  
Investment Program: IT  
Investment Category: Business & Operations Support

Mode: Systemwide  
Location: Systemwide

#### Description

This program supports state of good repair activities for critical enterprise shared services including business intelligence, storing and building data structures and other enterprise tools.



#### Expected Outcome

This program supports tools and applications, as well as other shared services, utilized by both the Metro Business and Transit teams for their day-to-day sustainment operations.

#### Strategic Drivers



#### Overall Status

(Programs are ongoing)

Development & Evaluation	<input type="radio"/>
Implementation & Construction	<input type="radio"/>
Operations Activation	<input type="radio"/>

Contractor continues to provide O&M support services.

#### Budget and Funding (\$ Millions)

FY2024 Current Budget	YTD % Budget Expended
\$4.50	50.5%

FY2024 Funding Sources	YTD Expended
Formula	\$0.00
PRIIA	\$0.00
Other	\$0.00
<b>Federal Subtotal</b>	<b>\$0.00</b>
System Performance	\$1.89
Reimbursable/Other	\$0.00
DC Dedicated Funding	\$0.00
MD Dedicated Funding	\$0.00
VA Non-Restricted Dedicated Funding	\$0.00
VA Restricted Dedicated Funding	\$0.00
<b>Local Subtotal</b>	<b>\$1.89</b>
<b>Debt</b>	<b>\$0.00</b>
<b>Net Accruals</b>	<b>\$0.76</b>
<b>Total FY2024 Expenditures</b>	<b>\$2.27</b>



# WASHINGTON METROPOLITAN AREA TRANSIT AUTHORITY

(CIP0359)

Top 30 Active Contracts by Allocated CIP Value

There are no active contracts associated with this CIP





# WASHINGTON METROPOLITAN AREA TRANSIT AUTHORITY

## (CIP0360) Transit Systems State of Good Repair

### FY2024 Q2

Initiative Type: Program Mode: Systemwide  
Investment Program: IT Location: Systemwide  
Investment Category: Business & Operations Support

#### Description

This program supports state of good repair activities for critical transit applications including Bus, Rail, Asset Management, Safety and Metro Transit Police Department (MTPD) systems.



#### Expected Outcome

Metro will continue to support the customer-facing services and related applications. This includes support for MTPD, Safety, Asset Management related to engineering and infrastructure assets, Geographic information system, Fare Collection, and other customer-facing websites.

#### Strategic Drivers



Safety



Security



Reliability/SGR

#### Overall Status

(Programs are ongoing)

Development & Evaluation	<input type="radio"/>
Implementation & Construction	<input type="radio"/>
Operations Activation	<input type="radio"/>

Contractor continues to provide O&M support services.

#### Budget and Funding (\$ Millions)

FY2024 Current Budget	YTD % Budget Expended
\$10.30	46.9%

FY2024 Funding Sources	YTD Expended
Formula	\$0.00
PRIIA	\$0.00
Other	\$0.00
<b>Federal Subtotal</b>	<b>\$0.00</b>
System Performance	\$4.61
Reimbursable/Other	\$0.00
DC Dedicated Funding	\$0.08
MD Dedicated Funding	\$0.07
VA Non-Restricted Dedicated Funding	\$0.05
VA Restricted Dedicated Funding	\$0.02
<b>Local Subtotal</b>	<b>\$4.83</b>
<b>Debt</b>	<b>\$0.00</b>
<b>Net Accruals</b>	<b>\$0.80</b>
<b>Total FY2024 Expenditures</b>	<b>\$4.83</b>



# WASHINGTON METROPOLITAN AREA TRANSIT AUTHORITY

(CIP0360)

## Top 30 Active Contracts by Allocated CIP Value

Contract Number	Vendor	Activity	Contract Value	Allocated CIP Value	Contract Start Date	Contract Expiration Date
F20101_SS_A	Digital Mobile Innovation LLC	CONSULT	\$29,130,053	\$3,772,723	4/1/2021	3/31/2024



# WASHINGTON METROPOLITAN AREA TRANSIT AUTHORITY

## (CIP0361) Service Oriented Architecture (SOA) Program

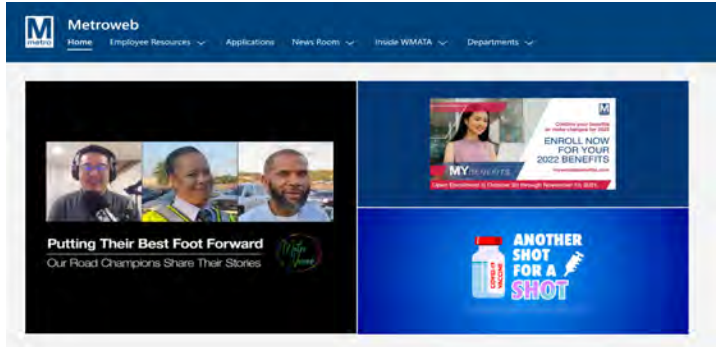
### FY2024 Q2

Initiative Type: Program  
Investment Program: IT  
Investment Category: Business & Operations Support

Mode: Systemwide  
Location: Systemwide

#### Description

Service-Oriented Architecture (SOA) application platform enables organizations to share independent services to accomplish business goals. SOA enables the development of applications to be more efficient and secure. This supports the ability to adjust applications to align with changing business needs.



#### Expected Outcome

SOA offers flexibility by providing infrastructure automation and tools, thereby achieving a reduction in integration costs, as well as their efficient and effective coordination. SOA architecture enables IT structures to align to business goals.

#### Strategic Drivers



#### Overall Status

(Programs are ongoing)

Development & Evaluation	<input type="radio"/>
Implementation & Construction	<input type="radio"/>
Operations Activation	<input type="radio"/>

Request for scope and RFP package finalized. Approved and in review for advertising.

#### Budget and Funding (\$ Millions)

FY2024 Current Budget	YTD % Budget Expended
\$1.20	5.3%

FY2024 Funding Sources	YTD Expended
Formula	\$0.00
PRIIA	\$0.00
Other	\$0.00
<b>Federal Subtotal</b>	<b>\$0.00</b>
System Performance	\$0.08
Reimbursable/Other	\$0.00
DC Dedicated Funding	\$0.00
MD Dedicated Funding	\$0.00
VA Non-Restricted Dedicated Funding	\$0.00
VA Restricted Dedicated Funding	\$0.00
<b>Local Subtotal</b>	<b>\$0.08</b>
<b>Debt</b>	<b>\$0.00</b>
<b>Net Accruals</b>	<b>\$0.00</b>
<b>Total FY2024 Expenditures</b>	<b>\$0.06</b>



# WASHINGTON METROPOLITAN AREA TRANSIT AUTHORITY

(CIP0361)

Top 30 Active Contracts by Allocated CIP Value

There are no active contracts associated with this CIP



# WASHINGTON METROPOLITAN AREA TRANSIT AUTHORITY

## (CIP0362) Independent Verification & Validation program

### FY2024 Q2

Initiative Type: Program  
Investment Program: IT  
Investment Category: Business & Operations Support  
Mode: Systemwide  
Location: Systemwide

#### Description

For software products, the IV&V org. performs reviews of source code, examines product documentation, and analyzes algorithms for static verification. It also performs dynamic verification by different testing methods such as integration testing to ensure all software units (modules) are integrated, tested, and working. Functional testing ensures that user requirements are met. Additionally, system testing is performed throughout the software and hardware system to ensure it is working as required.

#### Expected Outcome

The IV&V program will reduce discrepancies in the product quality and specifications. The program will also ensure that developers are adhering to Metro regulations and standards.

#### Overall Status

(Programs are ongoing)

Development & Evaluation	<input type="radio"/>
Implementation & Construction	<input type="radio"/>
Operations Activation	<input type="radio"/>

This project is currently on hold pending further review in efforts to approve.



#### Strategic Drivers

Safety	Security	Reliability/SGR

#### Budget and Funding (\$ Millions)

FY2024 Current Budget	YTD % Budget Expended
\$0.20	0.0%

FY2024 Funding Sources	YTD Expended
Formula	\$0.00
PRIIA	\$0.00
Other	\$0.00
<b>Federal Subtotal</b>	<b>\$0.00</b>
System Performance	\$0.00
Reimbursable/Other	\$0.00
DC Dedicated Funding	\$0.00
MD Dedicated Funding	\$0.00
VA Non-Restricted Dedicated Funding	\$0.00
VA Restricted Dedicated Funding	\$0.00
<b>Local Subtotal</b>	<b>\$0.00</b>
<b>Debt</b>	<b>\$0.00</b>
<b>Net Accruals</b>	<b>\$0.00</b>
<b>Total FY2024 Expenditures</b>	<b>\$0.00</b>



# WASHINGTON METROPOLITAN AREA TRANSIT AUTHORITY

(CIP0362)

Top 30 Active Contracts by Allocated CIP Value

There are no active contracts associated with this CIP



# WASHINGTON METROPOLITAN AREA TRANSIT AUTHORITY

## (CIP0370) Structural Rehabilitation – Package B

### FY2024 Q2

Initiative Type: Project  
Investment Program: Structures  
Investment Category: Track and Structures Rehabilitation

Mode: Rail  
Location: Systemwide

#### Description

This project rehabilitates bridges and aerial structures.



#### Expected Outcome

Address issues on bridges and aerial structures identified during Metro safety inspections. Prevents emergency shutdowns of rail service due to structural deficiencies.

#### Strategic Drivers



Safety



Security



Reliability/SGR

#### Overall Status

Development & Evaluation	<input checked="" type="radio"/>
Implementation & Construction	<input type="radio"/>
Operations Activation	<input type="radio"/>

No major activity to report

#### Budget and Funding (\$ Millions)

FY2024 Current Budget	YTD % Budget Expended
\$34.40	1.3%

FY2024 Funding Sources	YTD Expended
Formula	\$0.20
PRIIA	\$0.00
Other	\$0.00
<b>Federal Subtotal</b>	<b>\$0.20</b>
System Performance	\$0.00
Reimbursable/Other	\$0.00
DC Dedicated Funding	\$0.00
MD Dedicated Funding	\$0.00
VA Non-Restricted Dedicated Funding	\$0.00
VA Restricted Dedicated Funding	\$0.00
<b>Local Subtotal</b>	<b>\$0.00</b>
<b>Debt</b>	<b>\$0.31</b>
<b>Net Accruals</b>	<b>(\$0.06)</b>
<b>Total FY2024 Expenditures</b>	<b>\$0.44</b>



## WASHINGTON METROPOLITAN AREA TRANSIT AUTHORITY

(CIP0370)

### Top 30 Active Contracts by Allocated CIP Value

Contract Number	Vendor	Activity	Contract Value	Allocated CIP Value	Contract Start Date	Contract Expiration Date
FQ18033F	DHA/RK&K Joint Venture	CONSULT	\$115,000,000	\$3,480,092	8/16/2018	8/1/2024
FQ18033B	HNTB Corporation	ENGINEERING	\$92,374,562	\$356,735	8/2/2018	8/2/2024
FQ19172G	Gannett Fleming Engineers and Architects	ENGINEERING	\$75,000,000	\$1,746,209	10/3/2019	10/3/2024





# WASHINGTON METROPOLITAN AREA TRANSIT AUTHORITY

## (CIP0372) Station Revitalization

FY2024 Q2

Initiative Type: Project  
Investment Program: Station Systems  
Investment Category: Stations and Passenger Facilities

Mode: Rail  
Location: Systemwide

### Description

This project will replace station systems including fire alarm systems, closed circuit television cameras, public address systems, lighting, station tile, customer information digital displays, static station signage and wayfinding at 18 stations (Farragut West, Judiciary Square, Union Station, National Airport, Mt. Vernon Square, Smithsonian, Federal Center SW, L'Enfant Plaza, Waterfront, McPherson Sq, Federal Triangle, Metro Center, Farragut North, Gallery Place, Archives, Foggy Bottom, Rosslyn and Court House)



### Expected Outcome

Improve customer safety, upgrade information systems, and maintain fire and life safety assets in a state of good repair.

### Strategic Drivers



Safety



Security



Reliability/SGR

### Overall Status

Development & Evaluation	
Implementation & Construction	
Operations Activation	

No activity to report

### Budget and Funding (\$ Millions)

FY2024 Current Budget	YTD % Budget Expended
\$0.00	0.0%

FY2024 Funding Sources	YTD Expended
Formula	\$0.00
PRIIA	\$0.00
Other	\$0.00
<b>Federal Subtotal</b>	<b>\$0.00</b>
System Performance	\$0.00
Reimbursable/Other	\$0.00
DC Dedicated Funding	\$0.00
MD Dedicated Funding	\$0.00
VA Non-Restricted Dedicated Funding	\$0.00
VA Restricted Dedicated Funding	\$0.00
<b>Local Subtotal</b>	<b>\$0.00</b>
<b>Debt</b>	<b>\$0.00</b>
<b>Net Accruals</b>	<b>\$0.00</b>
<b>Total FY2024 Expenditures</b>	<b>\$0.00</b>



# WASHINGTON METROPOLITAN AREA TRANSIT AUTHORITY

(CIP0372)

Top 30 Active Contracts by Allocated CIP Value

There are no active contracts associated with this CIP



# WASHINGTON METROPOLITAN AREA TRANSIT AUTHORITY

## (CIP0373) Equipment to Support New Radio System

### FY2024 Q2

Initiative Type: Project  
Investment Program: Support Equipment/Services  
Investment Category: Business & Operations Support

Mode: Systemwide  
Location: Systemwide


#### Description

This project renovates and relocates radio equipment at the Jackson Graham Building, upgrades CTF Operation Control Center equipment, and installs duct bank at the Alexandria, VA Office Building.



#### Expected Outcome

#### Strategic Drivers



#### Overall Status

Development & Evaluation	<input type="radio"/>
Implementation & Construction	<input type="radio"/>
Operations Activation	<input type="radio"/>

The project is 99% complete at L'Enfant and Mt. Vernon. Additionally, additional work continues at Mill Road control center.

#### Budget and Funding (\$ Millions)

FY2024 Current Budget	YTD % Budget Expended
\$0.50	3187.9%

FY2024 Funding Sources	YTD Expended
Formula	\$0.00
PRIIA	\$0.00
Other	\$0.00
<b>Federal Subtotal</b>	<b>\$0.00</b>
System Performance	\$0.00
Reimbursable/Other	\$0.00
DC Dedicated Funding	\$0.00
MD Dedicated Funding	\$0.00
VA Non-Restricted Dedicated Funding	\$0.00
VA Restricted Dedicated Funding	\$0.00
<b>Local Subtotal</b>	<b>\$0.01</b>
<b>Debt</b>	<b>\$16.06</b>
<b>Net Accruals</b>	<b>\$0.36</b>
<b>Total FY2024 Expenditures</b>	<b>\$15.94</b>



## WASHINGTON METROPOLITAN AREA TRANSIT AUTHORITY

(CIP0373)

### Top 30 Active Contracts by Allocated CIP Value

Contract Number	Vendor	Activity	Contract Value	Allocated CIP Value	Contract Start Date	Contract Expiration Date
FQ18033B	HNTB Corporation	CONSULT	\$106,860,293	\$57,447	8/2/2018	8/2/2024
FQ15000	Motorola Solutions Inc.	CONSTRUCTION	\$319,420,288	\$18,710,520	12/23/2016	12/31/2026
CQ19104	Dell Marketing LP	IT_HARDWARE_OTH	\$194,300,000	\$150,838	7/23/2019	7/22/2024



# WASHINGTON METROPOLITAN AREA TRANSIT AUTHORITY

## (CIP0374) Infrastructure Improvements Solar Power Installation

### FY2024 Q2

Initiative Type: Project  
Investment Program: Support Equipment/Services  
Investment Category: Business & Operations Support

Mode: Systemwide  
Location: Systemwide

#### Description

This project supports the installation of solar carports at four Metro sites: Anacostia, Southern Ave, Naylor Road, and Cheverly. The 12.6 acres of solar panels will collectively generate nearly 10MW of electrical capacity.



#### Expected Outcome

Part of Metro's sustainability initiatives and Energy Action Plan, this project will help advance the Clean Energy DC Plan seeking to cut carbon emissions in half and transition to 100 percent renewable energy by 2032. The project supports the authority's operating budget through long-term revenue and improved customer amenities, especially: covered parking (offers shade and weather protection), improved light-emitting diode (LED) lighting, new security cameras, and emergency call boxes.

#### Strategic Drivers



Safety



Security



Reliability/SGR

#### Overall Status

Development & Evaluation	<input type="radio"/>
Implementation & Construction	<input type="radio"/>
Operations Activation	<input type="radio"/>

Anacostia and Southern Ave stations were completed and energized, with minor punch list items like CCTV (Closed Circuit Television) and GETs (Garage Emergency Telephone) in progress before commissioning in the second quarter. At Naylor Road station, parking lot paving was completed, awaiting commissioning. Cheverly station witnessed the completion of parking lot canopies and solar arrays, with remaining electrical (Pepco) construction and paving next on the agenda.

#### Budget and Funding (\$ Millions)

FY2024 Current Budget	YTD % Budget Expended
\$1.00	184.2%

FY2024 Funding Sources	YTD Expended
Formula	\$0.00
PRIIA	\$0.00
Other	\$0.00
<b>Federal Subtotal</b>	<b>\$0.00</b>
System Performance	\$0.00
Reimbursable/Other	\$0.00
DC Dedicated Funding	\$0.00
MD Dedicated Funding	\$0.00
VA Non-Restricted Dedicated Funding	\$0.00
VA Restricted Dedicated Funding	\$0.00
<b>Local Subtotal</b>	<b>\$0.00</b>
<b>Debt</b>	<b>\$2.08</b>
<b>Net Accruals</b>	<b>(\$0.20)</b>
<b>Total FY2024 Expenditures</b>	<b>\$1.84</b>



# WASHINGTON METROPOLITAN AREA TRANSIT AUTHORITY

(CIP0374)

## Top 30 Active Contracts by Allocated CIP Value

Contract Number	Vendor	Activity	Contract Value	Allocated CIP Value	Contract Start Date	Contract Expiration Date
FQ18033I	AECOM-STV JV	CONSULT	\$71,200,000	\$429,394	7/1/2018	6/30/2024
20-01-SOLAR-A	Solar Star Track Anacostia LLC	CONSTRUCTION	\$10,056,840	\$13,337,905	6/25/2020	6/5/2030



# WASHINGTON METROPOLITAN AREA TRANSIT AUTHORITY

## (CIP0375) Shaft Structural Rehabilitation - 7 Shafts

### FY2024 Q2

Initiative Type: Project  
Investment Program: Structures  
Investment Category: Track and Structures Rehabilitation

Mode: Systemwide  
Location: Systemwide

#### Description

This project rehabilitates seven shafts to address damage to the structure from water infiltration, including repairs to grouting, concrete, ladders, stairs, electrical equipment, bollards, and drainage systems.



#### Expected Outcome

Addresses the state of good repair deficiencies to bring these assets into good working order, mitigating the risk of failure and injury to employees and customers.

#### Strategic Drivers



Safety



Security



Reliability/SGR

#### Overall Status

Development & Evaluation	<input type="radio"/>
Implementation & Construction	<input type="radio"/>
Operations Activation	<input type="radio"/>

In Q2 the procurement materials, including the Total Project Cost (TPC), were approved for the rehabilitation of 6 vent shafts along the red and blue lines. This marks a crucial step forward in the continued efforts to enhance and upgrade the infrastructure in the specified areas.

#### Budget and Funding (\$ Millions)

FY2024 Current Budget	YTD % Budget Expended
\$2.10	32.0%

FY2024 Funding Sources	YTD Expended
Formula	\$0.00
PRIIA	\$0.00
Other	\$0.00
<b>Federal Subtotal</b>	<b>\$0.00</b>
System Performance	\$0.00
Reimbursable/Other	\$0.00
DC Dedicated Funding	\$0.16
MD Dedicated Funding	\$0.15
VA Non-Restricted Dedicated Funding	\$0.11
VA Restricted Dedicated Funding	\$0.03
<b>Local Subtotal</b>	<b>\$0.45</b>
<b>Debt</b>	<b>\$0.32</b>
<b>Net Accruals</b>	<b>(\$0.09)</b>
<b>Total FY2024 Expenditures</b>	<b>\$0.67</b>



# WASHINGTON METROPOLITAN AREA TRANSIT AUTHORITY

(CIP0375)

## Top 30 Active Contracts by Allocated CIP Value

Contract Number	Vendor	Activity	Contract Value	Allocated CIP Value	Contract Start Date	Contract Expiration Date
FQ18033F	DHA/RK&K Joint Venture	CONSULT	\$115,000,000	\$6,848,343	8/16/2018	8/1/2024
FQ18033B	HNTB Corporation	CONSULT	\$106,860,293	\$101,537	8/2/2018	8/2/2024
FQ19172Q	CSI Engineering P C	CONSULT	\$5,588,000	\$973,861	10/3/2019	1/29/2025
FQ19172M	Mott MacDonald-WSP Joint Venture	ENGINEERING	\$61,000,000	\$898,362	10/3/2019	11/14/2024





# WASHINGTON METROPOLITAN AREA TRANSIT AUTHORITY

## (CIP0378) Metro Strategic Transformation Plan

### FY2024 Q2

Initiative Type: Project  
Investment Program: Support Equipment/Services  
Investment Category: Business & Operations Support

Mode: Systemwide  
Location: Systemwide

#### Description

This project creates a new strategic plan for Metro. The strategic plan will be developed by the Board, jurisdictional partners, customers, and staff to move the organization forward.



#### Expected Outcome

Creates a new strategic plan to align the organization to deliver services in accordance with customer and jurisdictional needs.

#### Strategic Drivers



Safety



Security



Reliability/SGR

#### Overall Status

Development & Evaluation	<input type="radio"/>
Implementation & Construction	<input type="radio"/>
Operations Activation	<input type="radio"/>

This task has been completed.

#### Budget and Funding (\$ Millions)

FY2024 Current Budget	YTD % Budget Expended
\$0.00	0.0%

FY2024 Funding Sources	YTD Expended
Formula	\$0.00
PRIIA	\$0.00
Other	\$0.00
<b>Federal Subtotal</b>	<b>\$0.00</b>
System Performance	\$1.05
Reimbursable/Other	\$0.00
DC Dedicated Funding	\$0.45
MD Dedicated Funding	\$0.42
VA Non-Restricted Dedicated Funding	\$0.30
VA Restricted Dedicated Funding	\$0.09
<b>Local Subtotal</b>	<b>\$2.30</b>
<b>Debt</b>	<b>\$0.00</b>
<b>Net Accruals</b>	<b>\$0.00</b>
<b>Total FY2024 Expenditures</b>	<b>\$2.30</b>



## WASHINGTON METROPOLITAN AREA TRANSIT AUTHORITY

(CIP0378)

### Top 30 Active Contracts by Allocated CIP Value

Contract Number	Vendor	Activity	Contract Value	Allocated CIP Value	Contract Start Date	Contract Expiration Date
FQ18033B	HNTB Corporation	CONSULT	\$92,374,562	\$6,425,327	8/2/2018	8/2/2024



# WASHINGTON METROPOLITAN AREA TRANSIT AUTHORITY

## (CIP8007) D&E Electrical Improvements

### FY2024 Q2

Initiative Type: Program  
Investment Program: Power  
Investment Category: Rail Systems

Mode: Rail  
Location: Systemwide

#### Description

This program provides surveys, studies, engineering, and designs to support train propulsion needs that may lead to future capital initiatives.



#### Expected Outcome

Supports efforts to develop and evaluate potential solutions to emerging needs before committing to larger investments.

#### Strategic Drivers



Safety



Security



Reliability/SGR

#### Overall Status

(Programs are ongoing)

Development & Evaluation	●
Implementation & Construction	●
Operations Activation	●

Currently under Business Case Study

#### Budget and Funding (\$ Millions)

FY2024 Current Budget	YTD % Budget Expended
\$0.20	35.4%

FY2024 Funding Sources	YTD Expended
Formula	\$0.00
PRIIA	\$0.00
Other	\$0.00
<b>Federal Subtotal</b>	<b>\$0.00</b>
System Performance	\$0.00
Reimbursable/Other	\$0.00
DC Dedicated Funding	\$0.03
MD Dedicated Funding	\$0.02
VA Non-Restricted Dedicated Funding	\$0.02
VA Restricted Dedicated Funding	\$0.01
<b>Local Subtotal</b>	<b>\$0.07</b>
<b>Debt</b>	<b>\$0.00</b>
<b>Net Accruals</b>	<b>\$0.00</b>
<b>Total FY2024 Expenditures</b>	<b>\$0.07</b>



# WASHINGTON METROPOLITAN AREA TRANSIT AUTHORITY

(CIP8007)

## Top 30 Active Contracts by Allocated CIP Value

Contract Number	Vendor	Activity	Contract Value	Allocated CIP Value	Contract Start Date	Contract Expiration Date
C20147	K&J Safety & Security Consulting	CONSTRUCTION	\$19,773,890	\$60,000	9/30/2020	10/31/2025
FQ19172G	Gannett Fleming Engineers and Architects	ENGINEERING	\$72,500,000	\$378,315	10/3/2019	10/3/2024



# WASHINGTON METROPOLITAN AREA TRANSIT AUTHORITY

## (CIP8009) D&E ATC & Comms Improvemnts

FY2024 Q2

Initiative Type:

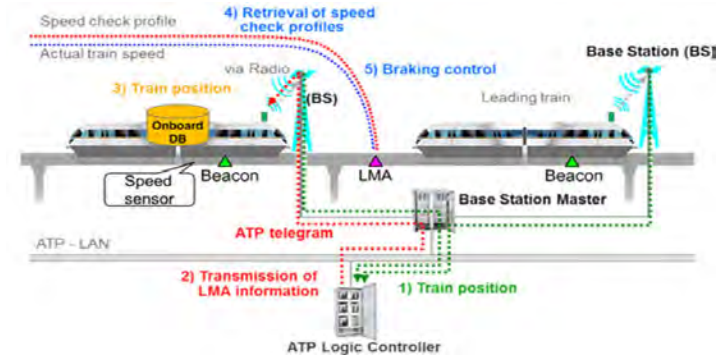
Investment Program:

Investment Category:

Mode:

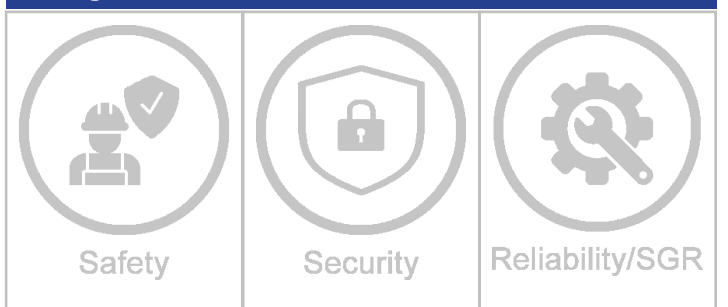
Location:

### Description



### Expected Outcome

### Strategic Drivers



### Overall Status

Development & Evaluation	<input type="radio"/>
Implementation & Construction	<input type="radio"/>
Operations Activation	<input type="radio"/>

no ongoing/active tasks

### Budget and Funding (\$ Millions)

FY2024 Current Budget	YTD % Budget Expended
\$0.00	0.0%

FY2024 Funding Sources	YTD Expended
Formula	\$0.00
PRIIA	\$0.00
Other	\$0.00
<b>Federal Subtotal</b>	<b>\$0.00</b>
System Performance	\$0.00
Reimbursable/Other	\$0.00
DC Dedicated Funding	\$0.00
MD Dedicated Funding	\$0.00
VA Non-Restricted Dedicated Funding	\$0.00
VA Restricted Dedicated Funding	\$0.00
<b>Local Subtotal</b>	<b>\$0.00</b>
<b>Debt</b>	<b>\$0.00</b>
<b>Net Accruals</b>	<b>\$0.00</b>
<b>Total FY2024 Expenditures</b>	<b>\$0.00</b>



# WASHINGTON METROPOLITAN AREA TRANSIT AUTHORITY

(CIP8009)

Top 30 Active Contracts by Allocated CIP Value

There are no active contracts associated with this CIP



# WASHINGTON METROPOLITAN AREA TRANSIT AUTHORITY

## (CIP8011) D&E Fixed Rail Improvements

### FY2024 Q2

Initiative Type: Program Mode: Rail  
Investment Program: Fixed Rail Location: Systemwide  
Investment Category: Track and Structures Rehabilitation

#### Description

This program supports the development and evaluation of new initiatives associated with railway improvements.



#### Expected Outcome

Supports efforts to develop and evaluate potential solutions to emerging needs before committing to larger investments.

#### Strategic Drivers



#### Overall Status

(Programs are ongoing)

Development & Evaluation	
Implementation & Construction	
Operations Activation	

The Frog design study, initiated earlier, has been successfully completed. Simultaneously, an inspection process was conducted for composite ties, indicating progress and thorough examination within these areas.

#### Budget and Funding (\$ Millions)

FY2024 Current Budget	YTD % Budget Expended
\$0.30	22.8%

FY2024 Funding Sources	YTD Expended
Formula	\$0.00
PRIIA	\$0.00
Other	\$0.00
<b>Federal Subtotal</b>	<b>\$0.00</b>
System Performance	\$0.03
Reimbursable/Other	\$0.00
DC Dedicated Funding	\$0.00
MD Dedicated Funding	\$0.00
VA Non-Restricted Dedicated Funding	\$0.00
VA Restricted Dedicated Funding	\$0.00
<b>Local Subtotal</b>	<b>\$0.03</b>
<b>Debt</b>	<b>\$0.00</b>
<b>Net Accruals</b>	<b>\$0.04</b>
<b>Total FY2024 Expenditures</b>	<b>\$0.07</b>



## WASHINGTON METROPOLITAN AREA TRANSIT AUTHORITY

(CIP8011)

### Top 30 Active Contracts by Allocated CIP Value

Contract Number	Vendor	Activity	Contract Value	Allocated CIP Value	Contract Start Date	Contract Expiration Date
FQ18033G	Gannett Fleming Engineers and Architects	CONSULT	\$105,000,000	\$549,834	8/23/2018	8/30/2024
FQ19172D	Jacobs Engineering Group Inc	ENGINEERING	\$5,100,000	\$543,347	10/3/2019	10/3/2024





# WASHINGTON METROPOLITAN AREA TRANSIT AUTHORITY

## (CIP8013) D&E Track Structures Improvements

### FY2024 Q2

Initiative Type: Program  
Investment Program: Structures  
Investment Category: Track and Structures Rehabilitation

Mode: Rail  
Location: Systemwide

#### Description

This program supports Metro's efforts to complete surveys, studies, engineering, and design tasks for tracks' and structures' capital initiatives.



#### Expected Outcome

Supports efforts to develop and evaluate potential solutions for emerging track and structural needs before committing to larger investments.

#### Strategic Drivers



Safety



Security



Reliability/SGR

#### Overall Status

(Programs are ongoing)

Development & Evaluation	
Implementation & Construction	
Operations Activation	

In Q2, the support to Department Leadership for the development and implementation of RIME's department-level business services support group continued. The strategic planning and execution for the future state of Maintenance Offices, as part of the organizational restructure, remained a focus. The efforts were concentrated on building each functional area or group within the support services group, ensuring a continued commitment to the department's strategic goals and objectives.

#### Budget and Funding (\$ Millions)

FY2024 Current Budget	YTD % Budget Expended
\$2.90	35.2%

FY2024 Funding Sources	YTD Expended
Formula	\$0.00
PRIIA	\$0.00
Other	\$0.00
<b>Federal Subtotal</b>	<b>\$0.00</b>
System Performance	\$1.02
Reimbursable/Other	\$0.00
DC Dedicated Funding	\$0.09
MD Dedicated Funding	\$0.09
VA Non-Restricted Dedicated Funding	\$0.06
VA Restricted Dedicated Funding	\$0.02
<b>Local Subtotal</b>	<b>\$1.28</b>
Debt	\$0.00
Net Accruals	(\$0.26)
<b>Total FY2024 Expenditures</b>	<b>\$1.02</b>



# WASHINGTON METROPOLITAN AREA TRANSIT AUTHORITY

(CIP8013)

Top 30 Active Contracts by Allocated CIP Value

There are no active contracts associated with this CIP

**WASHINGTON METROPOLITAN AREA TRANSIT AUTHORITY**

## (CIP8015) D&E Rail Station Improvements

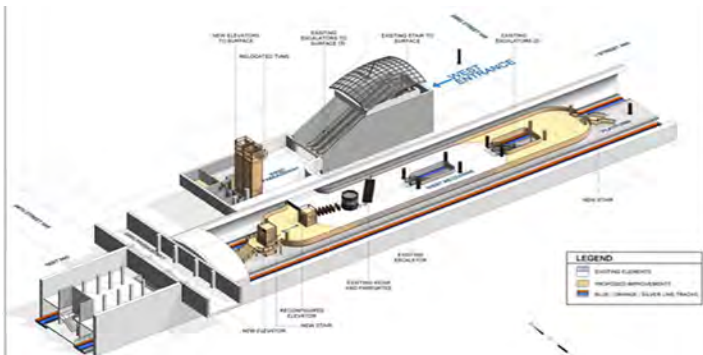
## FY2024 Q2

Initiative Type:	Program
Investment Program:	Platforms & Structures
Investment Category:	Stations and Passenger Facilities

Mode:	Rail
Location:	Systemwide

## Description

This program provides surveys, studies, engineering, and designs to support platform and structures improvement efforts that may lead to future capital initiatives.



### Expected Outcome




Supports efforts to develop and evaluate potential solutions to emerging needs before committing to larger investments.

## Strategic Drivers



## Overall Status

(Programs are ongoing)

Development & Evaluation	
Implementation & Construction	
Operations Activation	

No activities are expected until FY25. Updates will be provided as work commences.

### Budget and Funding (\$ Millions)

FY2024 Current Budget	YTD % Budget Expended
\$2.10	4.3%

FY2024 Funding Sources	YTD Expended
Formula	\$0.00
PRIIA	\$0.00
Other	\$0.00
<b>Federal Subtotal</b>	<b>\$0.00</b>
System Performance	\$0.00
Reimbursable/Other	\$0.00
DC Dedicated Funding	\$0.03
MD Dedicated Funding	\$0.03
VA Non-Restricted Dedicated Funding	\$0.02
VA Restricted Dedicated Funding	\$0.01
<b>Local Subtotal</b>	<b>\$0.09</b>
<b>Debt</b>	<b>\$0.00</b>
<b>Net Accruals</b>	<b>\$0.01</b>
<b>Total FY2024 Expenditures</b>	<b>\$0.09</b>



# WASHINGTON METROPOLITAN AREA TRANSIT AUTHORITY

(CIP8015)

## Top 30 Active Contracts by Allocated CIP Value

Contract Number	Vendor	Activity	Contract Value	Allocated CIP Value	Contract Start Date	Contract Expiration Date
FQ18033G	Gannett Fleming Engineers and Architects	CONSULT	\$105,000,000	\$10,000	8/23/2018	8/30/2024
C20147	K&J Safety & Security Consulting	CONSTRUCTION	\$19,773,890	\$195,000	9/30/2020	10/31/2025



# WASHINGTON METROPOLITAN AREA TRANSIT AUTHORITY

## (CIP8019) D&E Passenger Facility Improvements

### FY2024 Q2

Initiative Type: Program  
Investment Program: Station Systems  
Investment Category: Stations and Passenger Facilities

Mode: Rail  
Location: Systemwide

#### Description

This program identifies improvements needed for Metro's passenger facilities. Supports the development of designs and evaluates potential solutions.

LN	CAR	DESTINATION	MIN
BL	6	Frnconia	6
YL	8	Hntingtn	9
BL	6	Frnconia	18
YL	8	Hntingtn	21
BL	6	Frnconia	24

#### Expected Outcome

Supports efforts to develop and evaluate potential solutions to emerging needs before committing to larger investments.

#### Strategic Drivers

Safety	Security	Reliability/SGR

#### Overall Status

(Programs are ongoing)

Development & Evaluation	
Implementation & Construction	
Operations Activation	

NO ACTIVITY FY25

#### Budget and Funding (\$ Millions)

FY2024 Current Budget	YTD % Budget Expended
\$0.30	54.6%

FY2024 Funding Sources	YTD Expended
Formula	\$0.00
PRIIA	\$0.00
Other	\$0.00
<b>Federal Subtotal</b>	<b>\$0.00</b>
System Performance	\$0.00
Reimbursable/Other	\$0.00
DC Dedicated Funding	\$0.00
MD Dedicated Funding	\$0.00
VA Non-Restricted Dedicated Funding	\$0.00
VA Restricted Dedicated Funding	\$0.00
<b>Local Subtotal</b>	<b>\$0.00</b>
<b>Debt</b>	<b>\$0.17</b>
<b>Net Accruals</b>	<b>\$0.00</b>
<b>Total FY2024 Expenditures</b>	<b>\$0.16</b>



# WASHINGTON METROPOLITAN AREA TRANSIT AUTHORITY

(CIP8019)

## Top 30 Active Contracts by Allocated CIP Value

Contract Number	Vendor	Activity	Contract Value	Allocated CIP Value	Contract Start Date	Contract Expiration Date
C20180--	Laz Parking Mid-Atlantic, LLC	EQUIP_MATL	\$1,374,254	\$441,368	3/1/2021	2/28/2024



# WASHINGTON METROPOLITAN AREA TRANSIT AUTHORITY

## (CIP8021) D&E Bus & Paratransit Improvements

### FY2024 Q2

Initiative Type: Program Mode: Bus  
Investment Program: Acquisition Location: Systemwide  
Investment Category: Bus, Bus Facilities & Paratransit

#### Description

This program provides surveys, studies, engineering, and designs related to new bus and paratransit efforts that may lead to future capital initiatives. Metro will evaluate the feasibility of transitioning some of its bus fleet to electric vehicles and develop preliminary plans for infrastructure requirements to support an electric bus fleet.



#### Expected Outcome

Supports efforts to develop and evaluate potential solutions to emerging needs before committing to larger investments.

#### Strategic Drivers



#### Overall Status

(Programs are ongoing)

Development & Evaluation	<input type="radio"/>
Implementation & Construction	<input type="radio"/>
Operations Activation	<input type="radio"/>

No activity FY24

#### Budget and Funding (\$ Millions)

FY2024 Current Budget	YTD % Budget Expended
\$0.00	0.0%

FY2024 Funding Sources	YTD Expended
Formula	\$0.00
PRIIA	\$0.00
Other	\$0.00
<b>Federal Subtotal</b>	<b>\$0.00</b>
System Performance	\$0.00
Reimbursable/Other	\$0.00
DC Dedicated Funding	\$0.00
MD Dedicated Funding	\$0.00
VA Non-Restricted Dedicated Funding	\$0.00
VA Restricted Dedicated Funding	\$0.00
<b>Local Subtotal</b>	<b>\$0.00</b>
<b>Debt</b>	<b>\$0.00</b>
<b>Net Accruals</b>	<b>\$0.00</b>
<b>Total FY2024 Expenditures</b>	<b>\$0.00</b>



# WASHINGTON METROPOLITAN AREA TRANSIT AUTHORITY

(CIP8021)

Top 30 Active Contracts by Allocated CIP Value

There are no active contracts associated with this CIP





# WASHINGTON METROPOLITAN AREA TRANSIT AUTHORITY

## (CIP8025) D&E Bus Maintenance Facility Improvements

### FY2024 Q2

Initiative Type: Program Mode: Bus  
Investment Program: Maintenance Facilities Location: Systemwide  
Investment Category: Bus, Bus Facilities & Paratransit

#### Description

This program provides surveys, studies, engineering, and designs related to new bus maintenance facility needs that may lead to future capital initiatives.



#### Expected Outcome

Supports efforts to identify rehabilitation or replacement needs of bus maintenance facilities and develop and evaluate potential solutions before committing to investments.

#### Strategic Drivers



Safety



Security



Reliability/SGR

#### Overall Status

(Programs are ongoing)

Development & Evaluation	
Implementation & Construction	
Operations Activation	

Project is about 40% complete with testing, resolution processes.

#### Budget and Funding (\$ Millions)

FY2024 Current Budget	YTD % Budget Expended
\$0.10	223.5%

FY2024 Funding Sources	YTD Expended
Formula	\$0.00
PRIIA	\$0.00
Other	\$0.00
<b>Federal Subtotal</b>	<b>\$0.00</b>
System Performance	\$0.00
Reimbursable/Other	\$0.00
DC Dedicated Funding	\$0.06
MD Dedicated Funding	\$0.05
VA Non-Restricted Dedicated Funding	\$0.04
VA Restricted Dedicated Funding	\$0.01
<b>Local Subtotal</b>	<b>\$0.16</b>
<b>Debt</b>	<b>\$0.00</b>
<b>Net Accruals</b>	<b>\$0.07</b>
<b>Total FY2024 Expenditures</b>	<b>\$0.22</b>



## WASHINGTON METROPOLITAN AREA TRANSIT AUTHORITY

(CIP8025)

### Top 30 Active Contracts by Allocated CIP Value

Contract Number	Vendor	Activity	Contract Value	Allocated CIP Value	Contract Start Date	Contract Expiration Date
FQ19172P	C C Johnson & Malhotra PC	ENGINEERING	\$1,500,000	\$457,698	10/3/2019	10/3/2024



# WASHINGTON METROPOLITAN AREA TRANSIT AUTHORITY

## (CIP8026) Future Bus Maintenance Facilities

### FY2024 Q2

Initiative Type: Program Mode: Bus  
Investment Program: Maintenance Facilities Location: Systemwide  
Investment Category: Bus, Bus Facilities & Paratransit

#### Description

This program identifies new bus maintenance facility investment needs with the potential to develop into future projects based on outcomes of the development and evaluation process.

#### Expected Outcome

Identifies potential future investments as developments and evaluation efforts are undertaken to assess alternatives.

#### Overall Status

(Programs are ongoing)

Development & Evaluation	<input type="radio"/>
Implementation & Construction	<input type="radio"/>
Operations Activation	<input type="radio"/>

In Q2, the Future Bus Maintenance Facility project saw a continuation of existing task orders focusing on updating concept designs, conducting environmental analysis (NEPA), and working on zoning activities. These ongoing efforts are essential steps toward the realization of the project, with milestones now being reported under CIP0376. Additionally, all necessary reclassifications and transfers have been completed to facilitate the project's progress.



#### Strategic Drivers

Safety	Security	Reliability/SGR

#### Budget and Funding (\$ Millions)

FY2024 Current Budget	YTD % Budget Expended
\$0.00	0.0%

FY2024 Funding Sources	YTD Expended
Formula	\$0.00
PRIIA	\$0.00
Other	\$0.00
<b>Federal Subtotal</b>	<b>\$0.00</b>
System Performance	\$0.01
Reimbursable/Other	\$0.00
DC Dedicated Funding	\$0.00
MD Dedicated Funding	\$0.00
VA Non-Restricted Dedicated Funding	\$0.00
VA Restricted Dedicated Funding	\$0.00
<b>Local Subtotal</b>	<b>\$0.01</b>
<b>Debt</b>	<b>\$0.00</b>
<b>Net Accruals</b>	<b>(\$0.58)</b>
<b>Total FY2024 Expenditures</b>	<b>(\$0.57)</b>



# WASHINGTON METROPOLITAN AREA TRANSIT AUTHORITY

(CIP8026)

## Top 30 Active Contracts by Allocated CIP Value

Contract Number	Vendor	Activity	Contract Value	Allocated CIP Value	Contract Start Date	Contract Expiration Date
FQ18033C	WSP USA Inc.	CONSULT	\$81,300,000	\$50,000	8/15/2018	3/31/2024
FQ19172L	Johnson, Mirmiran & Thompson Inc.	ENGINEERING	\$5,800,000	\$888,313	10/3/2019	10/3/2024



# WASHINGTON METROPOLITAN AREA TRANSIT AUTHORITY

## (CIP8029) D&E Information Technology Improvements

### FY2024 Q2

Initiative Type: Program  
Investment Program: IT  
Investment Category: Business & Operations Support

Mode: Systemwide  
Location: Systemwide

#### Description

This program identifies emerging information technology needs and develops and evaluates potential capital initiatives.



#### Expected Outcome

Supports efforts to develop and evaluate potential solutions to emerging information technology needs before committing to larger investments.

#### Strategic Drivers



Safety



Security



Reliability/SGR

#### Overall Status

(Programs are ongoing)

Development & Evaluation	●
Implementation & Construction	●
Operations Activation	●

Q2 saw notable developments that include the ongoing support activities for business, security, and anti-virus software, with a transition from the EOL WebInspect product to Micro Focus Fortify WebInspect for enhanced threat intelligence and vulnerability detection. The migration to Splunk's cloud-based environment is in progress. Additionally, Enterprise Identity Management involves Microsoft developing a pricing proposal to rebuild the current environment for modernization and improvement, along with reducing potential vulnerabilities. The purchase of Multi-Factor Authentication (MFA) Tokens for high-risk/special cases is currently on hold, maintaining existing controls over vulnerabilities until the new solution is approved and in place. Furthermore, the Automated Proposal Management Software contract has been awarded, with Bonfire configuring the test/training environments, and the Occupational Health and Wellness (OHAW) Employee Health Records (eHR) Project Phase 2 contract has been awarded, with project kick-off and scope confirmation sessions held in December, and requirement

#### Budget and Funding (\$ Millions)

FY2024 Current Budget	YTD % Budget Expended
\$9.50	6.4%

FY2024 Funding Sources	YTD Expended
Formula	\$0.00
PRIIA	\$0.00
Other	\$0.00
<b>Federal Subtotal</b>	<b>\$0.00</b>
System Performance	\$1.77
Reimbursable/Other	\$0.00
DC Dedicated Funding	\$0.00
MD Dedicated Funding	\$0.00
VA Non-Restricted Dedicated Funding	\$0.00
VA Restricted Dedicated Funding	\$0.00
<b>Local Subtotal</b>	<b>\$1.77</b>
<b>Debt</b>	<b>\$0.00</b>
<b>Net Accruals</b>	<b>(\$1.17)</b>
<b>Total FY2024 Expenditures</b>	<b>\$0.61</b>



## WASHINGTON METROPOLITAN AREA TRANSIT AUTHORITY

(CIP8029)

### Top 30 Active Contracts by Allocated CIP Value

Contract Number	Vendor	Activity	Contract Value	Allocated CIP Value	Contract Start Date	Contract Expiration Date
F20101_SS_A	Digital Mobile Innovation LLC	CONSULT	\$42,628,459	\$812,937	4/1/2021	3/31/2024
COHAW233344	Enterprise Health LLC	IT_SOFTWARE_OTH	\$667,865	\$667,865	9/1/2023	8/31/2024
CPRMT233139	GTY Software Inc DBA Bonfire Interactive	IT_SOFTWARE_OTH	\$299,400	\$299,400	8/21/2023	8/20/2026



# WASHINGTON METROPOLITAN AREA TRANSIT AUTHORITY

## (CIP8030) Future Information Technology Projects

### FY2024 Q2

Initiative Type: Program

Mode: Systemwide

Investment Program:

Location:

Investment Category:

#### Description



#### Expected Outcome

#### Strategic Drivers



Safety



Security



Reliability/SGR

#### Overall Status

Development & Evaluation	<input type="radio"/>
Implementation & Construction	<input type="radio"/>
Operations Activation	<input type="radio"/>

No activities

#### Budget and Funding (\$ Millions)

FY2024 Current Budget	YTD % Budget Expended
\$3.00	7.4%

FY2024 Funding Sources	YTD Expended
Formula	\$0.00
PRIIA	\$0.00
Other	\$0.00
<b>Federal Subtotal</b>	<b>\$0.00</b>
System Performance	\$0.22
Reimbursable/Other	\$0.00
DC Dedicated Funding	\$0.00
MD Dedicated Funding	\$0.00
VA Non-Restricted Dedicated Funding	\$0.00
VA Restricted Dedicated Funding	\$0.00
<b>Local Subtotal</b>	<b>\$0.22</b>
<b>Debt</b>	<b>\$0.00</b>
<b>Net Accruals</b>	<b>\$0.00</b>
<b>Total FY2024 Expenditures</b>	<b>\$0.22</b>



# WASHINGTON METROPOLITAN AREA TRANSIT AUTHORITY

(CIP8030)

Top 30 Active Contracts by Allocated CIP Value

There are no active contracts associated with this CIP





# WASHINGTON METROPOLITAN AREA TRANSIT AUTHORITY

## (CRB0005) Planning Support for the District of Columbia

### FY2024 Q2

Initiative Type: Program  
Investment Program: Support Equipment/Services  
Investment Category: Business & Operations Support  
Mode: Systemwide  
Location: District of Columbia

#### Description

This program facilitates planning and design of potential future transit projects and transit oriented development efforts which create pedestrian-oriented, mixed-use communities centered around Metro stations. This also includes other projects that are of priority interest to Metro and the District of Columbia.



#### Expected Outcome

Facilitates improvements in station circulation, station access, regional transportation planning, and joint development activities that are of mutual interest to Metro and the District of Columbia.

#### Strategic Drivers



Safety



Security



Reliability/SGR

#### Overall Status

(Programs are ongoing)

Development & Evaluation	<input type="radio"/>
Implementation & Construction	<input checked="" type="radio"/>
Operations Activation	<input type="radio"/>

Performed a number of consultant-led station capacity studies with Cleveland Park and Brookland which are in the final reporting stage. The results of these studies are expected to be received in Q3.

#### Budget and Funding (\$ Millions)

FY2024 Current Budget	YTD % Budget Expended
\$1.00	73.4%

FY2024 Funding Sources	YTD Expended
Formula	\$0.00
PRIIA	\$0.00
Other	\$0.00
<b>Federal Subtotal</b>	<b>\$0.00</b>
System Performance	\$0.00
Reimbursable/Other	\$0.66
DC Dedicated Funding	\$0.00
MD Dedicated Funding	\$0.00
VA Non-Restricted Dedicated Funding	\$0.00
VA Restricted Dedicated Funding	\$0.00
<b>Local Subtotal</b>	<b>\$0.66</b>
Debt	\$0.00
Net Accruals	\$0.07
<b>Total FY2024 Expenditures</b>	<b>\$0.73</b>



# WASHINGTON METROPOLITAN AREA TRANSIT AUTHORITY

(CRB0005)

Top 30 Active Contracts by Allocated CIP Value

There are no active contracts associated with this CIP



# WASHINGTON METROPOLITAN AREA TRANSIT AUTHORITY

## (CRB0009) Planning Support for Maryland Jurisdictions

### FY2024 Q2

Initiative Type: Program  
Investment Program: Support Equipment/Services  
Investment Category: Business & Operations Support

Mode: Systemwide  
Location: State of Maryland

#### Description

This program facilitates planning and design of potential future transit projects and transit oriented development efforts which create pedestrian-oriented, mixed-use communities centered around Metro stations. This also includes other projects that are of priority interest to Metro and the Maryland jurisdictions.



#### Expected Outcome

Facilitates improvements in station circulation, station access, regional transportation planning, and joint development activities that are of mutual interest to Metro and the Maryland jurisdictions.

#### Strategic Drivers



Safety



Security



Reliability/SGR

#### Overall Status

(Programs are ongoing)

Development & Evaluation	<input type="radio"/>
Implementation & Construction	<input checked="" type="radio"/>
Operations Activation	<input type="radio"/>

Performed a number of consultant-led station capacity studies with Bethesda and Twinbrook which are in the final reporting stage. The results of these studies are expected to be received in Q3.

#### Budget and Funding (\$ Millions)

FY2024 Current Budget	YTD % Budget Expended
\$0.90	49.7%

FY2024 Funding Sources	YTD Expended
Formula	\$0.00
PRIIA	\$0.00
Other	\$0.00
<b>Federal Subtotal</b>	<b>\$0.00</b>
System Performance	\$0.00
Reimbursable/Other	\$0.27
DC Dedicated Funding	\$0.00
MD Dedicated Funding	\$0.00
VA Non-Restricted Dedicated Funding	\$0.00
VA Restricted Dedicated Funding	\$0.00
<b>Local Subtotal</b>	<b>\$0.27</b>
<b>Debt</b>	<b>\$0.00</b>
<b>Net Accruals</b>	<b>\$0.18</b>
<b>Total FY2024 Expenditures</b>	<b>\$0.45</b>



# WASHINGTON METROPOLITAN AREA TRANSIT AUTHORITY

(CRB0009)

## Top 30 Active Contracts by Allocated CIP Value

Contract Number	Vendor	Activity	Contract Value	Allocated CIP Value	Contract Start Date	Contract Expiration Date
FQ18033C	WSP USA Inc.	CONSULT	\$81,300,000	\$125,000	8/15/2018	3/31/2024
CLAND211254-3C	HR&A Advisors Inc	PLANNING	\$0	\$340,818	11/16/2022	11/15/2027
FQ18033C	WSP USA Inc.	PLANNING	\$83,950,000	\$67,521	8/15/2018	3/31/2024



# WASHINGTON METROPOLITAN AREA TRANSIT AUTHORITY

## (CRB0013) Potomac Yard Station Construction


### FY2024 Q2

Initiative Type: Project  
Investment Program: Platforms & Structures  
Investment Category: Stations and Passenger Facilities

Mode: Rail  
Location: Commonwealth of Virginia

### Description

The project supports the design and construction of a new Metrorail station on the Yellow and Blue Lines between the existing Braddock Road and Ronald Reagan Washington National Airport Stations. This project is a partnership between Metro and the City of Alexandria, which is funding the new station.



### Expected Outcome

Increases access to Metrorail in the City of Alexandria, accommodating economic development, reduced vehicle traffic, and improved quality of life in the City of Alexandria and the surrounding community.

### Strategic Drivers



### Overall Status

Development & Evaluation	<input type="radio"/>
Implementation & Construction	<input checked="" type="radio"/>
Operations Activation	<input checked="" type="radio"/>

In Q2, the wetland restoration activities, including grading, planting, boardwalk construction, and trail restoration, are awaiting approval from DEQ/USACE. Community restoration activities involve the installation of a tennis court, restoration of the traffic circle, Potomac Greens Park, Old Town Greens Park, and Potomac Yard Park (South Pavilion). Additionally, the restoration of 2601 Main Line Avenue was completed, and the lease was ended. The installation of the East Access Road gate was also completed. Other achievements include the completion of C10TPSS upgrades, the bike room secure entry, and continued work on the punch list.

### Budget and Funding (\$ Millions)

FY2024 Current Budget	YTD % Budget Expended
\$17.00	43.2%

FY2024 Funding Sources	YTD Expended
Formula	\$0.00
PRIIA	\$0.00
Other	\$0.00
<b>Federal Subtotal</b>	<b>\$0.00</b>
System Performance	\$0.00
Reimbursable/Other	\$8.86
DC Dedicated Funding	\$0.00
MD Dedicated Funding	\$0.00
VA Non-Restricted Dedicated Funding	\$0.00
VA Restricted Dedicated Funding	\$0.00
<b>Local Subtotal</b>	<b>\$8.86</b>
Debt	\$0.00
Net Accruals	(\$1.64)
<b>Total FY2024 Expenditures</b>	<b>\$7.34</b>



# WASHINGTON METROPOLITAN AREA TRANSIT AUTHORITY

(CRB0013)

## Top 30 Active Contracts by Allocated CIP Value

Contract Number	Vendor	Activity	Contract Value	Allocated CIP Value	Contract Start Date	Contract Expiration Date
FQ18033G	Gannett Fleming Engineers and Architects	CONSULT	\$105,000,000	\$598,484	8/23/2018	8/30/2024
C20147	K&J Safety & Security Consulting	CONSULT	\$19,773,890	\$120,000	9/30/2020	10/31/2025
FQ18033C	WSP USA Inc.	CONSULT	\$83,950,000	\$15,000	8/15/2018	3/31/2024
FQ18033B	HNTB Corporation	ENGINEERING	\$92,374,562	\$372,493	8/2/2018	8/2/2024
C20113	Transportation Management Service Inc	3RD_PARTY	\$27,817,629	\$69,345	5/22/2020	5/21/2024



# WASHINGTON METROPOLITAN AREA TRANSIT AUTHORITY

## (CRB0018) Planning Support for Virginia Jurisdictions

### FY2024 Q2

Initiative Type: Program  
Investment Program: Support Equipment/Services  
Investment Category: Business & Operations Support

Mode: Systemwide  
Location: Commonwealth of Virginia

#### Description

This program facilitates planning and design of potential future transit projects and transit oriented development efforts which create pedestrian-oriented, mixed-use communities centered around Metro stations. This also includes other projects that are of priority interest to Metro and the Virginia jurisdictions.



#### Expected Outcome

Facilitates improvements in station circulation, station access, regional transportation planning, and joint development activities that are of mutual interest to Metro and the Virginia jurisdictions.

#### Strategic Drivers



Safety



Security



Reliability/SGR

#### Overall Status

(Programs are ongoing)

Development & Evaluation	<input type="radio"/>
Implementation & Construction	<input checked="" type="radio"/>
Operations Activation	<input type="radio"/>

Several consultant-led station capacity studies were performed in the second quarter. The Pentagon City D&E project (Development & Evaluation) is actively developing alternatives to existing station conditions, with the goal for WMATA to select preferred alternatives. The Rosslyn study has been completed, and the final report is expected in the next quarter. Additionally, the Vienna Bus Transfer D&E project has been initiated, marking progress in station planning activities at both current and future locations.

#### Budget and Funding (\$ Millions)

FY2024 Current Budget	YTD % Budget Expended
\$1.00	59.3%

FY2024 Funding Sources	YTD Expended
Formula	\$0.00
PRIIA	\$0.00
Other	\$0.00
<b>Federal Subtotal</b>	<b>\$0.00</b>
System Performance	\$0.00
Reimbursable/Other	\$0.72
DC Dedicated Funding	\$0.00
MD Dedicated Funding	\$0.00
VA Non-Restricted Dedicated Funding	\$0.00
VA Restricted Dedicated Funding	\$0.00
<b>Local Subtotal</b>	<b>\$0.72</b>
<b>Debt</b>	<b>\$0.00</b>
<b>Net Accruals</b>	<b>(\$0.13)</b>
<b>Total FY2024 Expenditures</b>	<b>\$0.59</b>



# WASHINGTON METROPOLITAN AREA TRANSIT AUTHORITY

(CRB0018)

## Top 30 Active Contracts by Allocated CIP Value

Contract Number	Vendor	Activity	Contract Value	Allocated CIP Value	Contract Start Date	Contract Expiration Date
FQ18033I	AECOM-STV JV	CONSULT	\$70,000,000	\$40,000	7/1/2018	6/30/2025
FQ18033C	WSP USA Inc.	PLANNING	\$83,950,000	\$67,521	8/15/2018	3/31/2024





# WASHINGTON METROPOLITAN AREA TRANSIT AUTHORITY

## (CRB0019\_19) Silver Line Phase 1 Railcars

### FY2024 Q2

Initiative Type: Project  
Investment Program: Acquisition  
Investment Category: Railcar and Railcar Facilities

Mode: Rail  
Location: Systemwide

#### Description

This project acquires 64 new 7000 series railcars for phase 1 construction of the Silver Line. The railcars are funded by the Metropolitan Washington Airports Authority.



#### Expected Outcome

Provides additional railcars necessary for the phase 1 portion of the new Silver Line rail service. All railcars have been received.

#### Strategic Drivers



Safety



Security



Reliability/SGR

#### Overall Status

Development & Evaluation	<input type="radio"/>
Implementation & Construction	<input type="radio"/>
Operations Activation	<input type="radio"/>

During Q2, the organization continued its progress in the Silver Line Phase I project. All work is expected to be completed within FY24. Key milestones, including Milestone 12 (Special Tools and Test Equipment), Milestone 16d (Final Acceptance of All Portable and Bench Test Equipment), and Milestone 16e (Final Acceptance of As Built Drawings), are anticipated in Q3. This reflects a consistent commitment to meeting objectives within the specified timeframe.

#### Budget and Funding (\$ Millions)

FY2024 Current Budget	YTD % Budget Expended
\$4.40	0.0%

FY2024 Funding Sources	YTD Expended
Formula	\$0.00
PRIIA	\$0.00
Other	\$0.00
<b>Federal Subtotal</b>	<b>\$0.00</b>
System Performance	\$0.00
Reimbursable/Other	\$0.00
DC Dedicated Funding	\$0.00
MD Dedicated Funding	\$0.00
VA Non-Restricted Dedicated Funding	\$0.00
VA Restricted Dedicated Funding	\$0.00
<b>Local Subtotal</b>	<b>\$0.00</b>
<b>Debt</b>	<b>\$0.00</b>
<b>Net Accruals</b>	<b>\$0.00</b>
<b>Total FY2024 Expenditures</b>	<b>\$0.00</b>



# WASHINGTON METROPOLITAN AREA TRANSIT AUTHORITY

(CRB0019\_19)

Top 30 Active Contracts by Allocated CIP Value

There are no active contracts associated with this CIP



# WASHINGTON METROPOLITAN AREA TRANSIT AUTHORITY

## (CRB0020) Silver Line Phase 2 Construction Support

### FY2024 Q2

Initiative Type: Project  
Investment Program: Platforms & Structures  
Investment Category: Stations and Passenger Facilities

Mode: Rail  
Location: Commonwealth of Virginia

#### Description

This project supports Phase 2 construction, integration, and infrastructure improvements for the Silver Line extension of six stations. This project is managed and funded by the Metropolitan Washington Airports Authority



#### Expected Outcome

Provides rail customers a direct connection to Dulles International Airport and better access to rail service for residents, visitors, and businesses in Western Fairfax County and Loudoun County.

#### Strategic Drivers



Safety



Security



Reliability/SGR

#### Overall Status

Development & Evaluation	<input type="radio"/>
Implementation & Construction	<input type="radio"/>
Operations Activation	<input type="radio"/>

The construction work on the ATC training lab in Dulles Yard has not yet commenced due to other priorities. The Ashburn and Reston Station AIT (Art in Transit) activities are ongoing, and the artwork will continue through the end of FY24. The delivery date for one policy vehicle, a Tahoe, is still pending. The Dulles Yard Wi-Fi project is currently in progress, with completion expected in Q4, though it may vary depending on material availability. The purchase order for the rail car battery is still pending, and the specification for the axle inspection equipment is in the finalization stage.

#### Budget and Funding (\$ Millions)

FY2024 Current Budget	YTD % Budget Expended
\$0.00	0.0%

FY2024 Funding Sources	YTD Expended
Formula	\$0.00
PRIIA	\$0.00
Other	\$0.00
<b>Federal Subtotal</b>	<b>\$0.00</b>
System Performance	\$0.00
Reimbursable/Other	\$3.12
DC Dedicated Funding	\$0.00
MD Dedicated Funding	\$0.00
VA Non-Restricted Dedicated Funding	\$0.00
VA Restricted Dedicated Funding	\$0.00
<b>Local Subtotal</b>	<b>\$3.12</b>
<b>Debt</b>	<b>\$0.00</b>
<b>Net Accruals</b>	<b>\$0.01</b>
<b>Total FY2024 Expenditures</b>	<b>\$2.75</b>



# WASHINGTON METROPOLITAN AREA TRANSIT AUTHORITY

(CRB0020)

## Top 30 Active Contracts by Allocated CIP Value

Contract Number	Vendor	Activity	Contract Value	Allocated CIP Value	Contract Start Date	Contract Expiration Date
FQ18033G	Gannett Fleming Engineers and Architects	CONSULT	\$105,000,000	\$10,000	8/23/2018	8/30/2024
C20147	K&J Safety & Security Consulting	CONSULT	\$19,773,890	\$800,000	9/30/2020	10/31/2025
FDULS222141	DeSimone Consulting Engineers Group LLC	CONSULT	\$136,592	\$136,592	4/25/2022	4/24/2027
FQ18098	Clark Construction Group, LLC	CONSTRUCTION	\$15,447,531	\$949,743	11/7/2019	1/15/2024



# WASHINGTON METROPOLITAN AREA TRANSIT AUTHORITY

## (CRB0020\_01) Silver Line Phase 2 Railcars

### FY2024 Q2

Initiative Type: Project  
Investment Program: Acquisition  
Investment Category: Railcar and Railcar Facilities

Mode: Rail  
Location: Systemwide

#### Description

This project acquires 64 new 7000 series railcars for phase 2 construction of the Silver Line. The railcars are funded by the Metropolitan Washington Airports Authority.



#### Expected Outcome

Provides additional railcars necessary for the phase 2 portion of the new Silver Line rail service. All railcars have been received.

#### Strategic Drivers



Safety



Security



Reliability/SGR

#### Overall Status

Development & Evaluation	<input type="radio"/>
Implementation & Construction	<input checked="" type="radio"/>
Operations Activation	<input type="radio"/>

Milestone payments for completion of 5 Year Warranty Period Items to continue.

#### Budget and Funding (\$ Millions)

FY2024 Current Budget	YTD % Budget Expended	
\$3.60	0.0%	
FY2024 Funding Sources		YTD Expended
Formula		\$0.00
PRIIA		\$0.00
Other		\$0.00
Federal Subtotal		\$0.00
System Performance		\$0.00
Reimbursable/Other		\$0.00
DC Dedicated Funding		\$0.00
MD Dedicated Funding		\$0.00
VA Non-Restricted Dedicated Funding		\$0.00
VA Restricted Dedicated Funding		\$0.00
Local Subtotal		\$0.00
Debt		\$0.00
Net Accruals		\$0.00
Total FY2024 Expenditures		\$0.00



# WASHINGTON METROPOLITAN AREA TRANSIT AUTHORITY

(CRB0020\_01)

Top 30 Active Contracts by Allocated CIP Value

There are no active contracts associated with this CIP



# WASHINGTON METROPOLITAN AREA TRANSIT AUTHORITY

## (CRB0127) Purple Line Construction Support

### FY2024 Q2

Initiative Type: Project  
Investment Program: Platforms & Structures  
Investment Category: Stations and Passenger Facilities

Mode: Rail  
Location: Maryland

#### Description


This project supports the Purple Line, a 16-mile light rail transit line extending from Bethesda to New Carrollton. The Maryland Transit Administration (MTA) is managing and funding the development of the line which will connect to four Metrorail stations: Bethesda, Silver Spring, College Park, and New Carrollton. This project includes design and engineering support to integrate Metro facilities with the Purple Line and a new entrance into the South Mezzanine at Bethesda Station.



#### Expected Outcome

Supports future multi-modal connections that will increase transit access in the region. Increases passengers flexibility and convenience.

#### Strategic Drivers



#### Overall Status

Development & Evaluation	<input type="radio"/>
Implementation & Construction	<input type="radio"/>
Operations Activation	<input type="radio"/>

In Q2 at Silver Spring Station, the center platform section was removed within barriers, marking progress. Bethesda Station transitioned from blasting to shotcrete and weatherproofing. College Park Station completed a permanent walkway and ongoing retaining wall construction. New Carrollton Station focused on civil activities, establishing a new parking lot section and enhancing sidewalk connectivity.

#### Budget and Funding (\$ Millions)

FY2024 Current Budget	YTD % Budget Expended
\$9.70	36.6%

FY2024 Funding Sources	YTD Expended
Formula	\$0.00
PRIIA	\$0.00
Other	\$0.00
<b>Federal Subtotal</b>	<b>\$0.00</b>
System Performance	\$0.00
Reimbursable/Other	\$3.21
DC Dedicated Funding	\$0.00
MD Dedicated Funding	\$0.00
VA Non-Restricted Dedicated Funding	\$0.00
VA Restricted Dedicated Funding	\$0.00
<b>Local Subtotal</b>	<b>\$3.21</b>
<b>Debt</b>	<b>\$0.00</b>
<b>Net Accruals</b>	<b>\$0.38</b>
<b>Total FY2024 Expenditures</b>	<b>\$3.55</b>





## WASHINGTON METROPOLITAN AREA TRANSIT AUTHORITY

(CRB0127)

### Top 30 Active Contracts by Allocated CIP Value

Contract Number	Vendor	Activity	Contract Value	Allocated CIP Value	Contract Start Date	Contract Expiration Date
FQ18033G	Gannett Fleming Engineers and Architects	CONSULT	\$105,000,000	\$100,000	8/23/2018	8/30/2024
FQ18033B	HNTB Corporation	CONSULT	\$106,860,293	\$410,018	8/2/2018	8/2/2024
C20147	K&J Safety & Security Consulting	CONSTRUCTION	\$19,773,890	\$45,000	9/30/2020	10/31/2025
FQ19172KGP	KGP Design Studio LLC	ENGINEERING	\$2,000,000	\$1,427,568	10/3/2019	10/3/2024





# WASHINGTON METROPOLITAN AREA TRANSIT AUTHORITY

## (CRB0136) McLean Station - New Entrance

FY2024 Q2

Initiative Type: Project  
Investment Program: Signals & Communications  
Investment Category: Rail Systems

Mode: Rail  
Location:


### Description

Construction of a new second entrance to McLean Station.



### Expected Outcome

### Strategic Drivers



### Overall Status

Development & Evaluation	<input type="radio"/>
Implementation & Construction	<input type="radio"/>
Operations Activation	<input type="radio"/>

Construction work on the retaining wall, which includes the addition of new steps, is in progress and is nearing completion.

### Budget and Funding (\$ Millions)

FY2024 Current Budget	YTD % Budget Expended
\$0.00	0.0%

FY2024 Funding Sources	YTD Expended
Formula	\$0.00
PRIIA	\$0.00
Other	\$0.00
<b>Federal Subtotal</b>	<b>\$0.00</b>
System Performance	\$0.00
Reimbursable/Other	\$0.61
DC Dedicated Funding	\$0.00
MD Dedicated Funding	\$0.00
VA Non-Restricted Dedicated Funding	\$0.00
VA Restricted Dedicated Funding	\$0.00
<b>Local Subtotal</b>	<b>\$0.61</b>
<b>Debt</b>	<b>\$0.00</b>
<b>Net Accruals</b>	<b>\$0.95</b>
<b>Total FY2024 Expenditures</b>	<b>\$1.37</b>



# WASHINGTON METROPOLITAN AREA TRANSIT AUTHORITY

(CRB0136)

## Top 30 Active Contracts by Allocated CIP Value

Contract Number	Vendor	Activity	Contract Value	Allocated CIP Value	Contract Start Date	Contract Expiration Date
FQ18033G	Gannett Fleming Engineers and Architects	CONSULT	\$105,000,000	\$100,000	8/23/2018	8/30/2024
FQ18033G	Gannett Fleming Engineers and Architects	CONSULT	\$105,000,000	\$10,000	8/23/2018	8/30/2024
FQ19273D	ADP Consultants, Inc.	CONSTRUCTION	\$5,139,218	\$7,905	3/27/2020	3/25/2025