

WASHINGTON METROPOLITAN AREA TRANSIT AUTHORITY

Capital Improvement Program Progress Report

Fiscal Year 2024 Quarter 3



Published May 2024

OVERVIEW

Metro's Capital Improvement Program

Metro's FY2024-FY2029 Capital Improvement Program (CIP) totals \$14.4 billion with funding from the federal government, state and local contributions, and other sources. Metro's FY2024 capital budget was approved by the Board of Directors on April 14, 2023, and amended by the Board on June 22, 2023 for a total authorized expense budget of \$2.4 billion.

The six-year CIP focuses on safety, security, state of good repair, and reliability of Metrorail, Metrobus, and MetroAccess and the facilities, infrastructure and systems that support our transit network. The plan also includes targeted investments to drive operating efficiency and improvements that will support service reliability, sustainability, and the customer experience.

Metro's capital program is grouped into six major Investment Categories: Railcar and Railcar Facilities; Rail Systems; Track and Structures Rehabilitation; Stations and Passenger Facilities; Bus, Bus Facilities, and Paratransit; and Business and Operations Support.

Reporting Requirements

The Capital Funding Agreement (CFA) and each of the Dedicated Funding (DF) agreements require Metro to report quarterly on progress in use of funding for capital investments. This Capital Improvement Progress report provides information consistent with the requirements of those agreements.

This report includes a narrative summary of capital investment highlights through the most recent quarter and financial tables detailing capital expenditures, jurisdictional contributions, fund sources aligned to capital projects, changes to the current year capital budget, capital procurement awards and modifications, and the status of projects and programs. As this is an interim progress report, all figures are preliminary and subject to change.

Capital Funding Agreement

The CFA between WMATA, the District of Columbia, the State of Maryland, Arlington County, Virginia, Fairfax County, Virginia, Loudoun County, Virginia and the Cities of Alexandria, Falls Church, and Fairfax, Virginia establishes the terms and conditions for the receipt, use, and reporting of jurisdictional capital contributions made to support the WMATA Capital Program. A new six-year CFA was negotiated and approved by the WMATA Board of Directors on April 22, 2021, for FY2022 to FY2027.

Dedicated Funding Agreements

In 2018, the Commonwealth of Virginia, the State of Maryland, and the District of Columbia approved a combined \$500 million in new annual dedicated capital funding for the Washington Metropolitan Area Transit Authority (Metro) to restore its assets to a state of good repair and improve the safety and reliability of the Metro system. Metro has negotiated and signed individual DF agreements with Virginia (May 1, 2019), Maryland (September 26, 2019), and the District of Columbia (October 22, 2020).

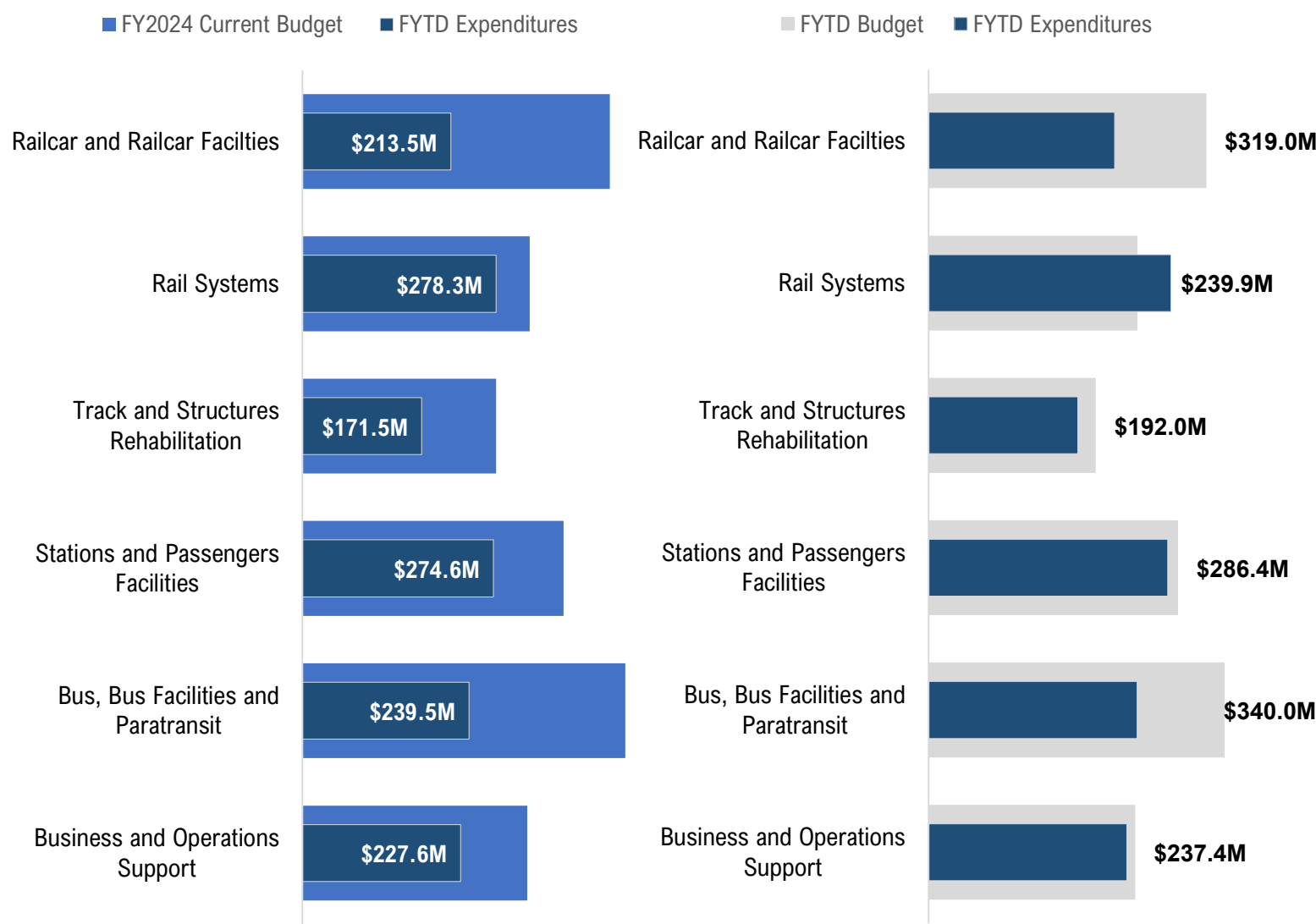
TABLE OF CONTENTS

Section	Page
Capital Improvement Program	4
Railcar and Railcar Facilities Investments	5
Rail Systems Investments	7
Track and Structures Rehabilitation Investments	9
Stations and Passenger Facilities Investments	12
Bus, Bus Facilities and Paratransit Investments	15
Business and Operations Support Investments	17
Real Estate Update	18
Federal Awards Update	19
Table 1: Capital Program Financials by Investment Category	23
Table 2: Capital Program Financials and Adjustments by Project	24
Table 3: Source of Funds (Budgeted vs. YTD Actual)	31
Table 4: Capital Program Cash Expenditures by Fund Source	32
Table 5: Receipt and Utilization of Jurisdictional Contributions	37
Table 6: Capital Budget Adjustments	36
Table 7: Procurement Actions	41
Appendix 1: Project Pages	*

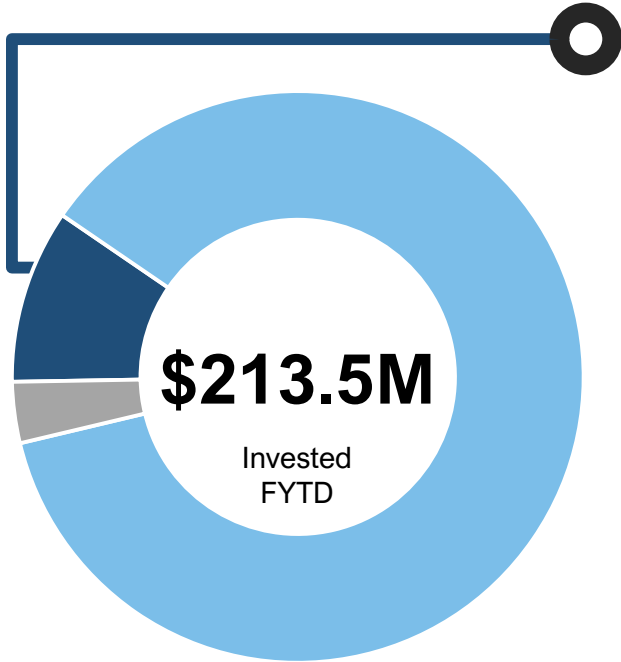
CAPITAL IMPROVEMENT PROGRAM

Metro has invested \$1.4 billion in the Capital Improvement Program through Q3.

The capital improvement program for FY2024 addresses existing needs while also aiming to prevent the creation of new backlogged needs. This program is focused on advancing projects that enhance the state of good repair, reliability, and customer experience, all while prioritizing safety.



RAILCAR AND RAILCAR FACILITIES



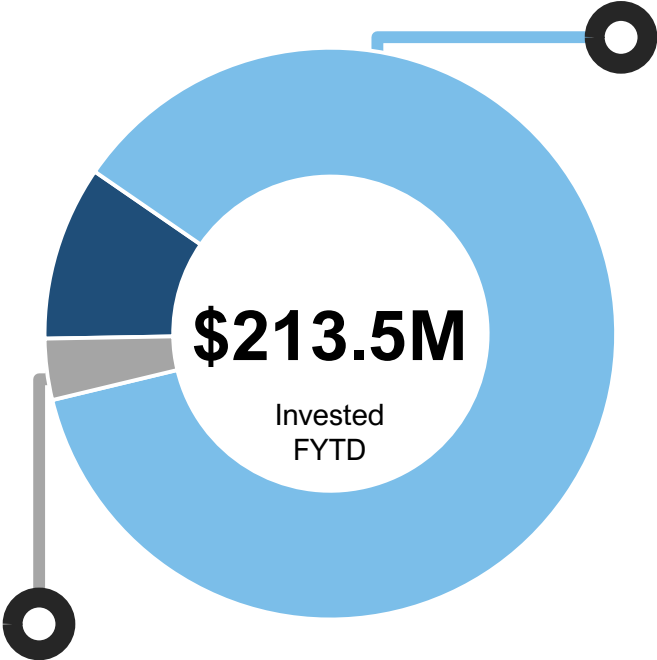
Acquisition – \$14.3M

The 8000-series railcar project continues to face challenges and delays in its schedule due to scope changes related to the Open Gangway System and the Enterprise Video System (EVS) integration requirements with Hitachi. These challenges have led to a reassessment of the completion timeline for several milestones originally anticipated in FY2024. Milestones impacted by these changes are currently under review with Hitachi. Despite these challenges, progress was made with the completion of the approval of the Cab Soft Mockup. Additionally, the 'Fleet of the Future' Expo on the National Mall was highly successful, allowing the public to view, and provide feedback on, the soft mockup of the new railcar.

In Q3, WMATA completed upgrades to the Vehicle Track Dynamic Monitor Modem for the 7000-series railcars. Plans for TrackIT software upgrades and power consumption reduction are set for Q4 of FY2025. Cybersecurity Hardware Implementation Phase 2 progressed, and the Network Video Recorder upgrade is in procurement. The simulator room at Carmen Turner Facility (CTF) is on track for FY2024 completion. The Inter-car barrier project is expected to start in early FY2025.



Pictured: The mockup of the 8000-series railcar on the national mall as part of the 'Fleet of the Future' event for the public.



Maintenance Facilities – \$3.9M

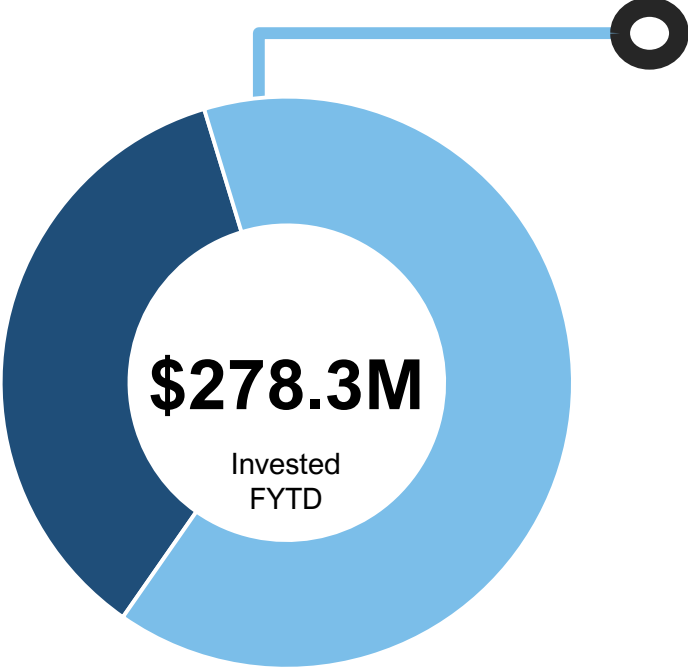
Planning efforts for the West Falls Church Cable Trough Rehabilitation project are in progress. The design of the Sewer Ejector at the Paint Shop at Greenbelt Yard is ongoing, with no deliverables to report yet. Following the termination of the Design/Build Contract in December 2023, Q3 saw the initiation of the close-out process with the contractor for the Heavy Repair and Overhaul (HRO) Design/Build Contract. The contractor provided the last of the contract deliverables and a financial agreement was reached with the contractor for all contract costs. Concurrently, WMATA’s consultant continued with the value engineering exercise to determine the feasibility of reusing the existing warehouses for the HRO project. This exercise is being conducted in close cooperation with Car Maintenance via weekly workshops. The workshops concluded at the end of the quarter which will enable the preparation of a cost estimate in Q4.

Maintenance & Overhaul – \$102.1M

In Q3, Metro's focus on the Scheduled Maintenance Program (SMP) for railcar overhauls and rehabilitation continued with several developments. Work on the 2000-series Rehab resumed for HVAC system overhauls, although no cars were completed in this quarter. The 3000-Series SMP did not see any railcars undergoing overhauls, but pre-SMP work began for the next iteration of the 3000-series SMP. For the 6000-series, work continued in the Coupler Campaign but was not completed on any railcars in Q3.

Railcar Series	FY2024 Rehabilitation Plan	FYTD Progress
2000 Rehab	16	14
3000 Rehab	2	2
3000 SMP	12	0
6000 SMP	0	0
6000 Couplers	6	2
7000 SMP	12	0
7000 Wheelset Replacement	180	112

The 7000-series SMP also did not have any railcars undergoing overhauls in this quarter, with the finalization of the last pre-SMP items expected to lead to on-car work starting in the next quarter. Notably, the 7000-series Wheelset Replacement Program (WRP) saw progress with 88 cars completed in Q3 FY2024, bringing the total for the fiscal year to date to 112 cars. Work has been gradually increasing, with the entire 7000-series fleet expected to be completed over the course of three years.




Signals & Communications – \$127.4M

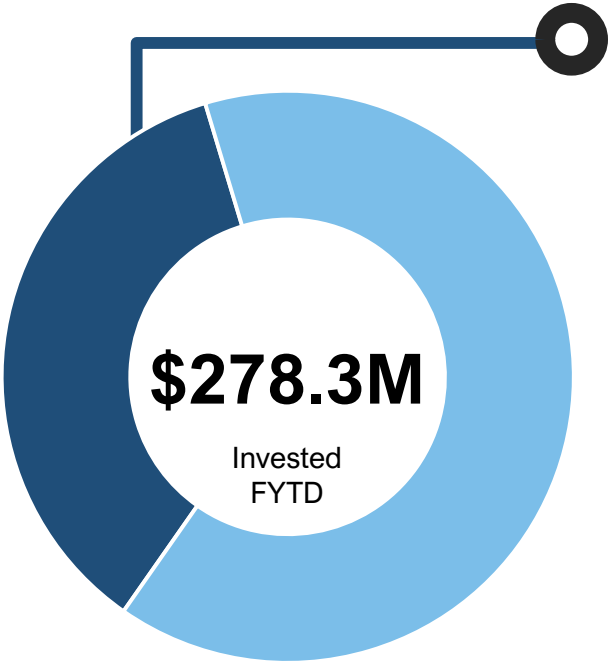
During the third quarter, the radio system upgrade project continued to progress. Three site-specific construction completion inspections were conducted at above-ground tower sites. The pilot installation of mobile radios on 6000-series cars was completed successfully and approved, allowing the team to move into full production installation. Advanced coverage testing was performed at 21 out of 64 stations to identify deficiencies with the existing station distributed antenna systems, resulting in the identification of issues at two stations and the commencement of remediation work.

Designs were completed for 10 of 59 control station packages. Additionally, detailed planning began for the early activation of the 700MHz radio for New Carrollton Yard and activation planning for the Arlington County 800MHz radio system, both scheduled for completion by the end of Q2 FY2025.

Progress continues on the fiber optic infrastructure project for the Blue/Orange Lines, with the overall contract completion advancing to 56 percent. Specific components of the project also saw notable progress, with radio fiber connectivity reaching 64 percent completion, MBE connectivity achieving 80 percent completion, and IT Ancillary Fiber connectivity at 27 percent completion.



Asset	FY2024 Plan	FYTD Progress	Completion Percentage
SOGR Switch Replacement (Switch Machines)	25	19	76%
SOGR Cable Replacement (Cables)	36	34	94%
SOGR High-Current Bond Installation (Bonds)	25	19	76%
SOGR Cable Meggering (Locations)	45	30	67%



Power – \$65.8M

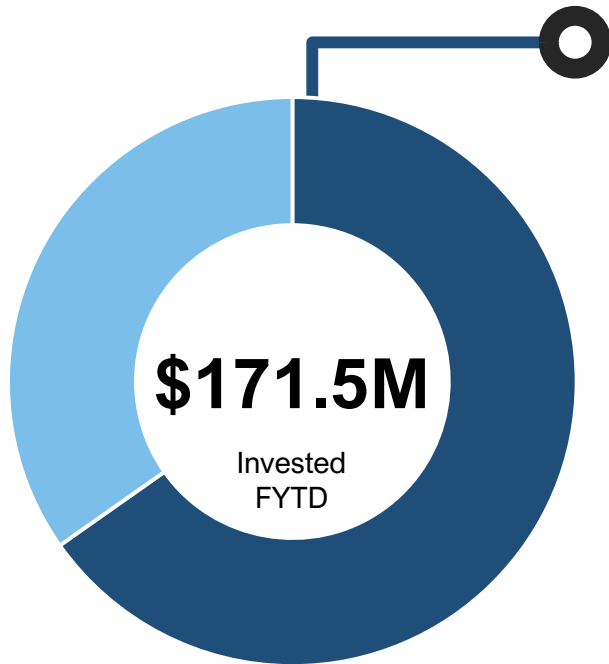
Traction power upgrade activities continued during the third quarter. On the Blue Line Contract, partial equipment and spare parts delivery was completed for Franconia-Springfield, along with contract modification for AC transfer trip changes for Van Dorn and Franconia-Springfield. Additionally, the Red/Green/Orange Contract was successfully closed out.

In Q3, WMATA's State of Good Repair Cable Additions and Replacements project continued to progress, with the installation of 10,275 linear feet of cables and 247 cables meggered for testing. Additionally, a new Cable Contract was awarded, indicating a commitment to ongoing cable installations and replacements. Several key milestones were achieved during the third quarter. Delivery of switchgear occurred at Medical Center traction power station, along with spare DC breakers, AC & DC switchgears, and bus duct at Shady Grove traction power station. At Twinbrook and Bethesda traction power stations, AC switchgear, transformer, negative switchboard, and bus duct were supplied. Construction activities commenced at Grosvenor and Shady Grove tie breaker station, as well as Bethesda traction power. Construction also continued at Alexandria Yard & Bethesda traction power station. Notably, construction was completed at Twinbrook and Shady Grove tie breaker stations.

Asset	FY2024 Plan	FYTD Progress	Completion Percentage
SOGR Cable Installations (LF) ¹	16,000	64,622	404%
Cable Meggering	2,000	1,256	63%
Uninterruptable Power Supply Replacement	33	26	79%

1. LF – Linear Feet; Cable installations exceeded expectations due to extra track availability afforded by the Orange and Green line shutdowns. 4,000 LF per quarter is typically replaced. All cable installations (replacements and additions) are included in this line.

TRACK AND STRUCTURES REHABILITATION





Fixed Rail – \$78.4M

The Track Rehabilitation Program ensures a safe and reliable rail system through the repair and replacement of track and structures components.

Q3 structural efforts included the rehabilitation of 3,190 linear feet of grout pads, while also addressing 1,344 station and tunnel leaks. Additionally, 1,414 crossties and 3,803 track fasteners were replaced to properly support the track, along with the installation of 230 new third rail insulators. Rail renewal efforts covered 9,593 linear feet, while accomplishing 447,749 linear feet of vegetation clearing and 31,230 linear feet of drainage rodding to prevent trackside flooding and ensure debris-free rail operations.

The Bridge Inspection Vehicles project successfully completed Test 1 and Test 2, with final acceptance achieved for the vehicles. Additionally, a design review was conducted for Ballast Cars to optimize the frame design for stress and fatigue life. Proposals were received for the Flat Car solicitation, marking progress in the project.



TRACK AND STRUCTURES REHABILITATION (CONTINUED)

Track Rehabilitation Work by Component Activity

Component Activity	FY2024 Plan	Total FYTD Complete	Completion Percentage
Crossties Replaced	9,000	7,161	80%
Third Rail Insulator Replacement	3,200	2,433	80%
Joint Elimination	500	525	105%
Running Rail Renewal ¹	89,544	37,970	42%
Third Rail Rehabilitation	5,000	662	13%
Track Stabilization ²	400	200	50%
Turnouts Rehabilitated ³	4	1	25%
Track Fasteners Replaced	10,000	8,599	86%
Track Surfacing ³	90,000	107,908	120%

1. Some planned Orange Line Hay Rail replacement completed during FY2023 Q4, as the shutdown bridged fiscal years. TRST expects to meet this goal with Running Rail Renewal planned during FY2024 Q4.
2. Remainder to be completed in Q4 during the Red Line summer shutdown.
3. One turnout rehabilitated at Medical Center was replaced, with a second under evaluation.

Structures Rehabilitation Work by Component Activity

Component Activity	FY2024 Plan	Total FYTD Complete	Completion Percentage
Concrete Restoration (SF)	1,250	1,303	104%
Deck Joint Replacement (LF) ¹	450	242	54%
Drain Rodding (LF) ²	50,000	108,627	217%
Grout Pad Rehabilitation (LF)	8,500	6,124	72%
Leak Mitigation	2,000	1,963	98%
Track Bed Cleaning (LF)	300,000	314,725	105%
Track Signage Replaced ³	300	790	263%

1. Goal expected to be met in Q4 once weather improves.
2. Structures afforded additional opportunities to complete Drain Rodding during Green Line summer shutdown and multiple RSA events on the Red Line and Blue/Silver Line.
3. TRST afforded opportunities to complete additional track signage during the E-Route Summer Shutdown and on the Orange Line.

TRACK AND STRUCTURES REHABILITATION (CONTINUED)

Structures – \$40.1M

The tunnel leak mitigation project continues to make progress. The contractor continued the six-month monitoring phase along the Red Line between Silver Spring and Forest Glen and is expected to finish during the Red Line summer shutdown in June, followed by the warranty period. Drilling and grouting work on the Red Line between Tenleytown-AU and Friendship Heights stations continued. Following a temporary suspension in March due to the Cherry Blossom season, work resumed in April.

Work continued at Grosvenor, Minnesota, Naylor, and Branch Ave aerial structures. At Minnesota and Naylor, the project finalized interior beam work and completed remaining anchorage repairs through punch-out inspection, pre-final inspection and final inspection at Naylor. Progress continued for the tie breaker station construction activities at Minnesota. For Grosvenor and Minnesota Ave, piers rehabilitation continued with the completion of 76 out of 91 hammerhead concrete pours, 71 end caps, 76 post-tensioning, and 42 grout pads.

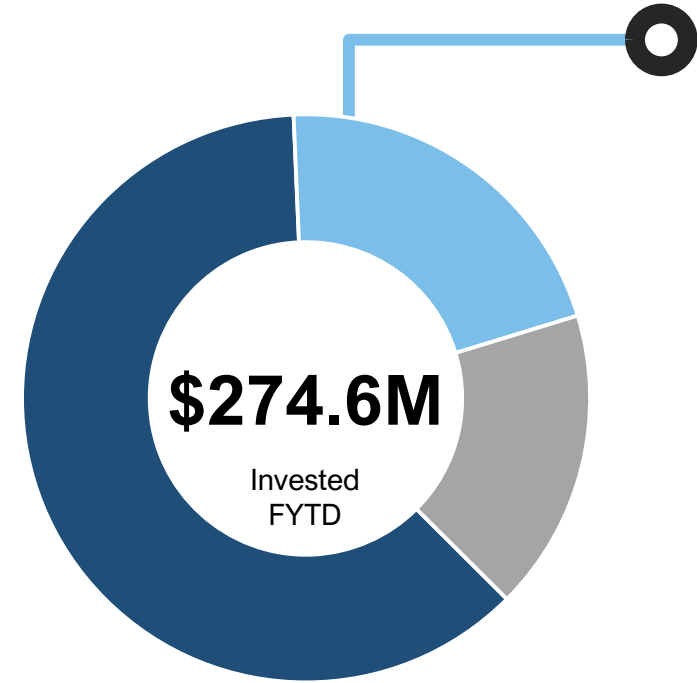
In the third quarter, progress continued for the Tunnel Ventilation - Red Line Pilot project. At Cleveland Park, switchgear was delivered to the primary AC Room, with ongoing testing and inspection in preparation for PEPCO to re-energize the feeder, expected in mid-April. Demolition and preparation for de-energization of the primary AC Room at Woodley Park also continued, pending PEPCO confirmation, with switchgear delivered. Fans, dampers, and miscellaneous framing steel switchgear were delivered to both Woodley Park and Cleveland Park platforms. Additionally, Programmable Logic Controller (PLC) manufacturing testing and laboratory testing for redundancy and signaling were completed. Multiple construction activities were also completed to ensure proper airflow separation between tunnels, fire-stop conduit openings, and to mitigate radio interference issues.

\$171.5M

Invested
FYTD



STATIONS AND PASSENGER FACILITIES




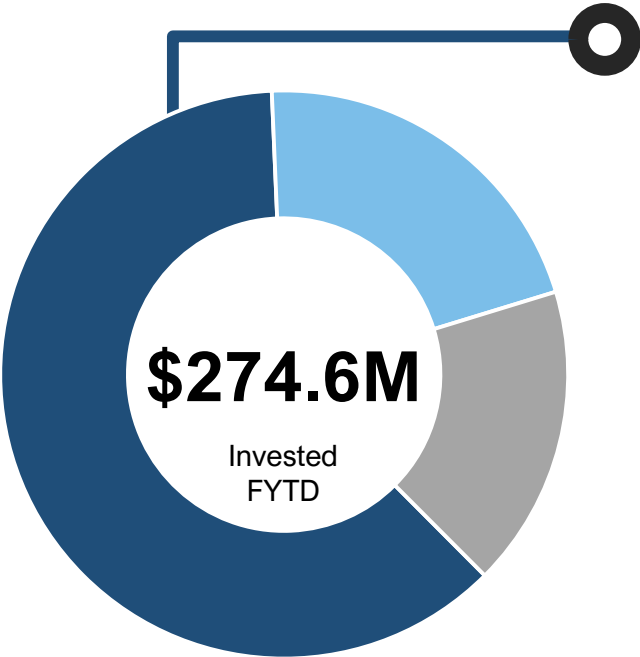
Platforms & Structures – \$44.3M

In the third quarter, work continued for the solar power systems at Anacostia, Southern Ave, and Naylor Road stations before commissioning. This included completing work on lighting, Garage Emergency Telephones, and the Closed-Circuit Television system. At Cheverly station, utility interconnection work was underway.

Construction activities for Purple Line support continued at all four WMATA Stations (New Carrollton, College Park, Silver Spring, and Bethesda stations). Two weekend track shutdowns occurred at Silver Spring to advance the project. The award for the design/build contract of the new Bethesda South Mezzanine, which will support Metro connection with the Purple Line, was pushed out to Q4. The Bike Parking Equipment project, initiated after awarding the contract advertised in 2023, is progressing with the purchase of materials and planning for installation.

In Q3, Metro continued work on the Station Entrance Canopy project, focusing on two stairways and five canopy locations. Progress included completing the College Park stairway Phase 1 side of stairs and ongoing construction for Phase 2. At Judiciary Square, stairway demolition was completed. Civil work at Arlington North and retaining wall work at Judiciary Square were also completed. Additionally, fabrication for the Arlington Cemetery South canopy is 90 percent completed. Work on developing canopy shop drawings for U St, Capitol South, Smithsonian, and Archives continued, and entrance wall work at Tenleytown was ongoing.





Station Systems – \$115.0M

In Q3, WMATA made progress across several key projects related to fare collection. Bus farebox installations progressed well, with 70 percent of the 1,700 installations complete. Website modernization efforts continued, aiming to add new languages and redesign the Smart Trip interface. Web SmartBenefits 2.0 remained on track, with significant IT upgrades and system improvements planned. Mobile Payments 2.0 is halfway through design, focusing on Android Google Pay wallet integration. Higher gates for fare evasion deterrence have been successfully installed on 48 mezzanines at 32 stations.

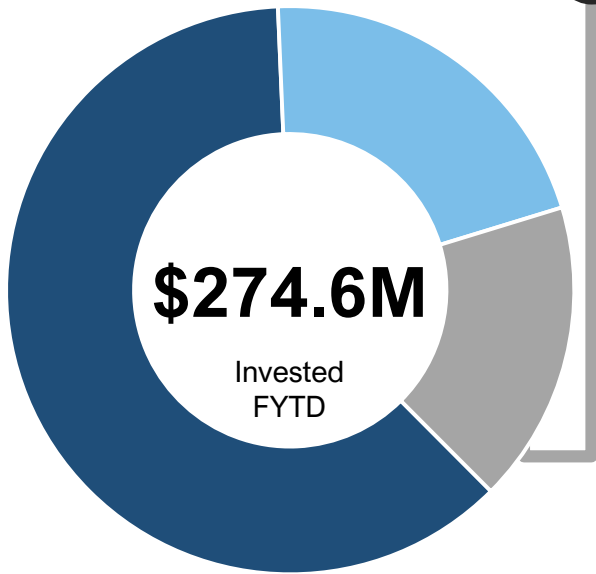
Platform edge lighting replacement is in-progress and has been completed at 37 tracks and 17 stations. Furthermore, the site lighting replacement at Takoma neared completion.

In the third quarter, consulting activities in Support of Digital Program continued. Progress was made on various subprojects, including the award and kickoff of a contract for Digital Displays in phone booths, the development and finalization of a contract package for solicitation for Station Entrance, and the award of screen procurement for the Red Line Shutdown.

In the third quarter, the Standpipe Replacement project on the Red and Green Lines continued. The standpipe system was completed and tested at two locations on the Green Line, with hanger installation started at two other locations on the Green Line.



Pictured: Updated 'saloon style' faregates at L'Enfant Plaza




Vertical Transportation – \$31.7M

In Q3 of FY2024, Metro completed the installation of eight escalator units at several stations. This includes three units at Farragut North and one unit each at Benning Road, Metro Center, Grosvenor, Deanwood, and Addison Road. Metro also saw escalator modernizations completed at West Hyattsville and McPherson Square.

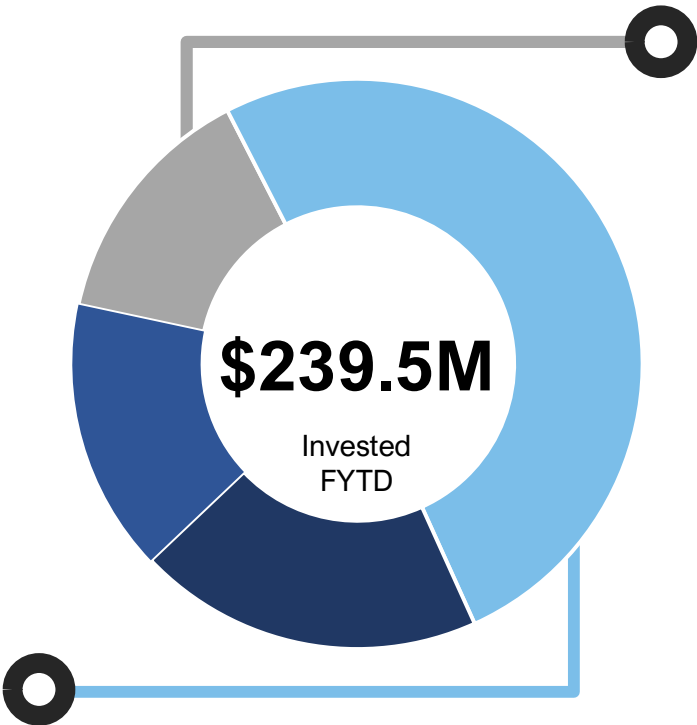
In addition, maintenance activities during the quarter saw the completion of 776 workorders, with work involving step chain, handrail, gearbox, and drive chain replacements, as well as welding.

Activity	FY2024 Plan	FYTD Progress	Completed in Contract	Remaining in Contract
Elevators Rehabilitated	3	1	101	1
Escalators Overhauls ¹	0	4	n/a	n/a
Escalators Replaced	33	23	72	58

1. Metro cancelled the escalator rehab contract in Q4 FY2023 and moved escalators to the overhaul or replacement programs based on need.



BUS, BUS FACILITIES AND PARATRANSIT



Acquisition – \$32.5M

New buses contribute to improved customer experience and operational savings by replacing less reliable and less fuel-efficient buses.

Bus Type	FY2023 Order	FY23 Delivered	FY24 Progress
Clean Diesel 40-ft.	100	54	41
Battery Electric Bus 60-ft.	2	1	1

In the third quarter, no buses were delivered, and none are expected for the remainder of FY2024 as the project team continues to work on the new bus contract.

By December FY2025, 50 Next Gen Minivans are expected for delivery. In FY2025, Metro anticipates purchasing 185 Minivans, with an additional 181 expected to be purchased in FY2026. Furthermore, 50 Mobile Data Terminals (MDTs) are expected to be purchased by June FY2024, with 25 of them delivered in FY2025.

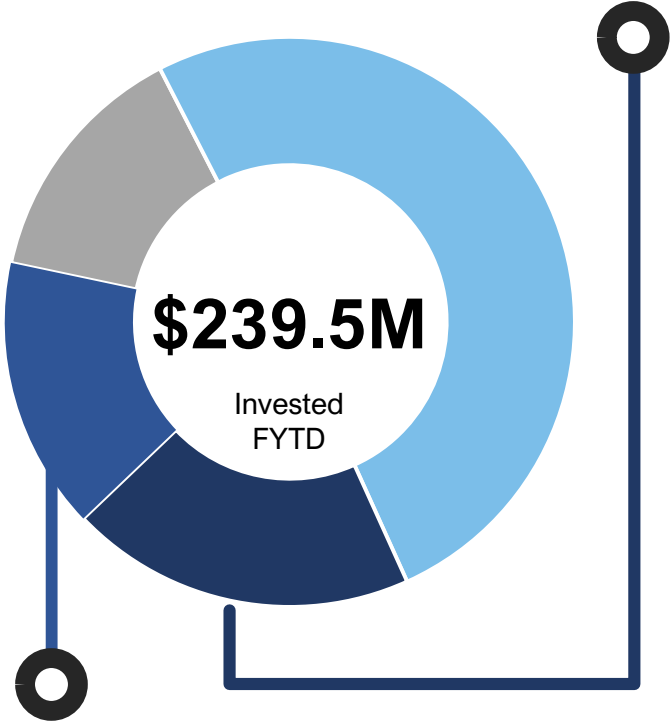
In the third quarter, the electric bus initiative adjusted its delivery schedule. Initially, five buses were expected from New Flyer in FY2024. Due to delays, the forecast was revised to receipt of two buses in FY2024 and three buses in FY2025. Additionally, five more buses are now anticipated in late FY2025, bringing the total to eight battery-electric buses delivered in FY2025.



Maintenance Facilities – \$79.2M

Foundation work for the maintenance building at Bladensburg Bus Garage is continuing with the completion of Shepherd Parkway, now scheduled for completion during the fourth quarter. Demolition was completed at Northern Bus Garage. Excavation activities are ongoing to include soil remediation, elevator shaft walls, and underground plumbing.

In the third quarter, all project activities at the Western Bus Garage site were put on hold except for land maintenance and security. Doors and lower-level windows were secured. Department of Justice (DOJ) initiated the Legal Discovery process, and their expert appraisers are expected to provide a verbal value during the fourth quarter with the exchange of the final appraisal with the former owner currently scheduled by the end of the fourth quarter.



Passenger Facilities & Systems – \$13.6M

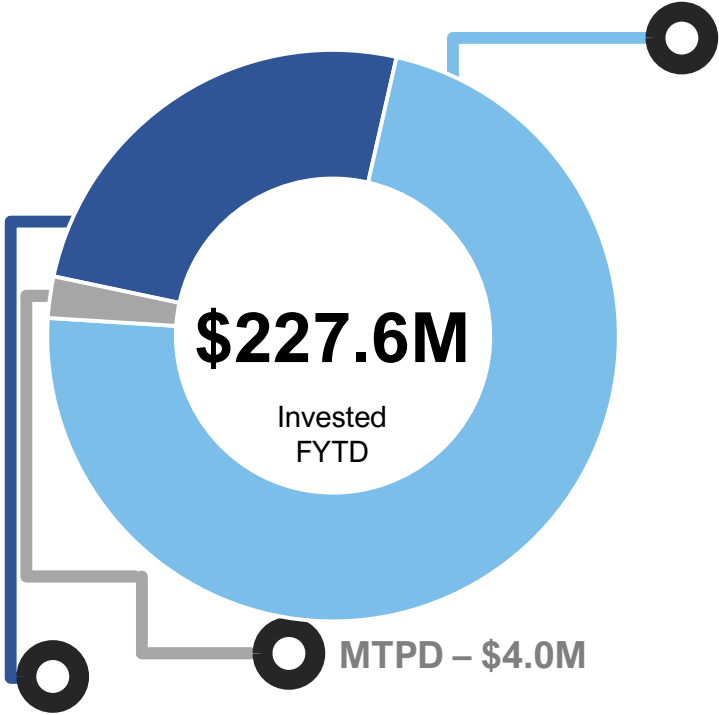
In Q3, progress was made in the Customer Electronic Information Displays project. Nine ePaper 13” signs were installed at Minnesota Ave Bus Loop, with an additional 25 ePaper 13” signs installed at Deanwood, Takoma, Glenmont, and West Haysville. The College Park bus shelters achieved a Substantial Completion Inspection (SCI) with no noted discrepancies. In the bus shelter upgrade project, approvals for shop drawing and materials submittals continued, along with the coordination and agreement of phasing plans for all four stations. Formal approval of Maintenance of Traffic (MOT) plans was granted for Fort Totten, Brookland, and Rhode Island Ave, and a completed site electrical circuit survey was conducted.

Maintenance & Overhaul – \$33.3M

Metro’s investments in bus maintenance and overhaul serve to ensure that the bus fleet maintains a State of Good Repair. These investments support Metro’s performance goal of 8,000 miles or more between failures, maintaining bus reliability. In the third quarter, these investments comprised of the purchases of hand tools, diagnostic equipment, and other necessary work for equipment upgrades to the Bus Simulator. Metro also continued its installation of Clever Devices for the Metrobus Intelligent Transportation System.

In Q3, Metro completed 27 bus rehabilitations, 19 engine assemblies, 29 transmission assemblies, and 27 fareboxes.

Asset	FY2024 Plan	FYTD Progress	Completion Percentage
Bus Rehabilitations	100	67	67%
Energy Storage Systems	33	33	100%
Engine Assemblies	120	73	61%
Fare Boxes	140	68	49%
Transmission Assemblies	150	94	63%



Support Equipment & Services – \$108.0M

In the third quarter one pending contract for the procurement of 26 electric Sedans was canceled due to lack of funding. One contract for six wreckers remains. However, in FY2024, 38 vehicles have been purchased and delivered, to include 21 Service Support Vehicles and 17 Passenger Vehicles. Additionally, FY2024 includes an anticipated purchase of 36 additional Service Support Vehicles, for a total of 74 vehicles.

In the third quarter, the focus remained on conducting various consultant-led studies analyzing ridership and regional transit-oriented studies, with these efforts continuing to provide valuable insights. The Better Bus Network Redesign program advanced with program support assisting in outreach activities, ensuring that the redesign process remains inclusive and responsive to community needs. Additionally, the finalization of the visionary map for the area progressed, with the first draft scheduled for review in Q4, marking a significant step toward visualizing the future of the region's transit system. The program also continued updating the stakeholder Supplemental Plan, ensuring that it reflects the latest developments and stakeholder input.

Metro continued its work on the Non-Revenue Facilities projects. Progress was also made in closing out punch list items on RTUs (Remote Terminal Units), the data center, and the dynamometer. Mobilization began at Good Luck Road, and work continued with design reviews and surveys at all other locations, including Pennsy Drive, Montgomery Bus Garage, Queenstown Road, and Shepherd Parkway.

Information Technology (IT) – \$41.5M

In the third quarter, several key developments took place. Ongoing support activities for business, security, and anti-virus software continued, with a focus on maintaining system integrity and security. The Microsoft Modernization and Transformation (M&T) project progressed, with Microsoft working with Metro personnel to modernize and improve the cybersecurity posture of the current environment. The Automated Proposal Management Software contract was awarded, and preparations for the launch in the first quarter of FY2025 were underway, including the establishment of a portal and preregistration of the current vendor community. Additionally, the Occupational Health and Wellness (OHAW) Employee Health Records (eHR) Project Phase 2 contract was awarded, with requirements confirmation completed and functional and technical design of interfaces in progress.

REAL ESTATE UPDATE

Metro proactively manages its real estate and parking assets to maximize transit access, stimulate economic development, and generate non-fare revenue and transit ridership through transit-oriented development.

Joint Development

Metro continues to advance its joint development program, guided by its [10-Year Strategic Plan for Joint Development](#).

- College Park: Atworth, a 451-unit affordable apartment community was completed with funding from Amazon's Housing Equity Fund.
- Eisenhower Avenue: WMATA issued a Request for Proposals to develop a half-acre site at 2403-2415 Mill Road, Alexandria, VA.
- Huntington: Avention Huntington Station, a 366-unit apartment community was completed.



Washington Metropolitan Area Transit Authority

10-Year Strategic Plan
for Joint Development



Acquisitions

- Western Bus Garage: Site entry points were secured in Q3. Department of Justice scheduled to submit appraisals for exchange with the prior owner in Q4 of FY24.

Dispositions

- Downtown Largo: WMATA received an unsolicited proposal from Prince George's County for a new library and cultural center. This property will be sold as excess property.

Incidental Use

- Anacostia, Cheverly, Naylor Rd., Southern Ave: Solar arrays at Naylor Rd and Southern Ave installations completed in Q2 FY2024 and rents commenced. Cheverly installation is ongoing.



Pictured: Atworth ribbon cutting ceremony

FEDERAL AWARDS UPDATE

As of March 31, 2024, Metro had 24 active awards from the Federal Transit Administration (FTA) with a combined value of \$3.5 billion. This includes Federal Fiscal Year 2022 formula funding of \$1.2 billion American Rescue Plan Act (ARPA) Section 5307-WMATA Operating Assistance and \$120 million in ARPA Additional Assistance for WMATA Operations.

In Q3, Metro received reimbursements totaling \$2.6 billion for projects that include, but are not limited to, assisting the operating budget revenue shortfall through the ARPA grant (through March 31, 2024), the purchase of new buses, the construction of new bus garages, and repairing station and track infrastructure. WMATA will begin its process to prepare its FY2025 Budget grant applications and amendments next quarter. WMATA has a goal to closeout four grants before the end of the Federal Fiscal Year (9/30).

Active FTA Awards as of 03/31/2024 (Dollars in Millions)

Federal Award ID	Date of Award	Application Name	Federal Award	Drawn	Updated Balance	POP End Date
DC-2017-011	08/15/2017	Track Inspector Location Awareness with Enhanced Transit Worker Protection ¹	\$1.88	\$1.88	\$0.0	12/31/2024
DC-2018-012-00	09/09/2018	Bus Shelters Replacement	\$3.6	\$0.28	\$3.32	06/30/2024
DC-2019-010-00	08/13/2019	FFY2019 5307/5340 Formula Funding	\$191.4	\$189.4	\$2.00	12/30/2024
DC-2020-007-00	05/27/2020	FFY19 Section 5310 Metro Access Replacement Vehicles	\$0.89	\$0.0	\$0.89	01/30/2027
DC-2020-010-01	07/10/2020 09/07/2021	FFY20 5307 Bus Replacements & Rehabilitation, Bus & Rail Facility Improvements, and Rail Systemwide ATC & Propulsion Improvement	\$328.7	\$315.6	\$13.1	09/30/2025
DC-2020-017-01	08/14/2020 09/09/2021	FFY20 5337 Rail System Rehabilitation, Railcar Preventive Maintenance, Railcar Procurement and HRO Facility	\$293.8	\$267.4	\$26.4	09/30/2024

Note: Drawn numbers are from inception through 03/31/2024
1. This award must remain active until the final report is submitted. POP end date pending with FTA Office of Research

FEDERAL AWARDS UPDATE (CONTINUED)

Active FTA Awards as of 03/31/2024 (Dollars in Millions)

Federal Award ID	Date of Award	Application Name	Federal Award	Drawn	Balance	POP End Date
DC-2021-003	03/08/2021	FFY2020 5339 (c) Low-No Metrobus Zero-Emission Fleet Program	\$4.2	\$0.28	\$1.4	06/30/2024
DC-2021-008	05/19/2021	WMATA FFY19 Section 5312 Public Safety Pilot Study	\$0.2	\$0	\$0.2	09/30/2024
DC-2021-012	08/17/2021	FFY2021 5312 COVID-19 Research and Demonstration Project	\$0.6	\$0.33	\$0.27	06/30/2024
DC-2021-014	09/01/2021	FFY2021 5339 Bladensburg Bus Garage	\$21.8	\$17.0	\$4.8	12/30/2027
DC-2021-015	08/13/2021	ARPA Section 5307 - WMATA Operating Assistance	\$1,209.0	\$1,057.3	\$151.7	12/30/2024
DC-2021-017	09/7/2021	FFY2021 PRIIA WMATA Railcars Rehabilitation, Platform Rehab (Phase 3), Vertical Transportation, Automatic Train Control and Radio Infrastructure	\$148.5	\$148.5	\$0.0	06/30/2024
DC-2022-008	08/18/2022	FFY2022 Section 5339 Bus Farebox Replacements	\$10.5	\$9.8	\$0.70	09/01/2025
DC-2022-010	08/26/2022	FFY2022 PRIIA WMATA Office of Inspector General	\$10.0	\$6.1	\$3.9	9/01/2025
DC-2022-011	08/26/2022	FFY 2021 American Rescue Plan (ARP) Additional Assistance for WMATA Operations	\$120.1	\$0.0	\$120.1	3/30/2025
DC-2022-012	08/29/2022	FFY2022 Section 5337 Railcar Preventive Maintenance, Railcar Scheduled Maintenance Program and Track Preventive Maintenance Program	\$301.3	\$121.8	\$179.5	6/30/2026
DC-2022-014	09/07/2022	FFY 2022 Section 5307 Bladensburg Bus Garage, Northern Bus Garage and Rail Station Revitalization Program	\$243.0	\$127.0	\$116.0	12/30/2027
DC-2022-015	09/07/2022	FFY2022 5307 Bus Replacements, Van Replacements, Bus Rehabilitation, and Bus Preventive Maintenance	\$157.2	\$46.6	\$110.7	03/31/2026

Note: Drawn numbers are from inception through 03/31/2024 which include updated period of performance end dates.
Date of Award is the initial award date.

FEDERAL AWARDS UPDATE (CONTINUED)

Active FTA Awards as of 03/31/2024 (Dollars in Millions)

Federal Award ID	Date of Award	Application Name	Federal Award	Drawn	Balance	POP End Date
DC-2022-016	09/07/2022	FFY2022 Section 5337 Rehabilitation of Yellow Line Bridge and Tunnel, Rehabilitation of Bridge Structures and Construction of Heavy Repair Overhaul Facility	\$158.3	\$66.7	\$91.6	7/30/2027
DC-2022-017	09/12/2022	FFY2022 Section 5307 Station Entrance Canopies and Stairways, Rehabilitation of Parking Facilities, and Rail Station Cooling and AC Power and Switches	\$24.2	\$17.8	\$6.4	12/30/2024
DC-2022-018	09/14/2022	FFY2022 PRIIA WMATA Vertical Transportation, Support Facility Fire System Rehabilitation, Tunnel Water Leak Mitigation, Platform Rehab (Phase 4), Automatic Train Control and Radio Infrastructure	\$143.5	\$116.2	\$27.3	6/30/2025
DC-2023-005	07/07/2023	FY22 VA CMAQ Bus Replacements	\$3.5	\$3.5	\$0	6/30/2024
DC-2023-006	08/23/2023	FFY2018 5307 Paratransit Van Replacements	\$0.17	\$0.0	\$0.17	2/28/2025
DC-2023-007	09/15/2023	FFY2023 PRIIA WMATA Vertical Transportation, Yellow Line Tunnel and Bridge Rehabilitation, Tunnel Water Leak Mitigation, Automatic Train Control Rooms	\$143.5	\$81.3	\$62.2	6/30/2026

Note: Drawn numbers are from inception through 03/31/2024

FEDERAL AWARDS UPDATE (CONTINUED)

FTA Awards Closed in FY2024 (Dollars in Millions)

Federal Award ID	Date of Award	Application Name	Federal Award	Closed Date
DC-2020-016	08/13/2020	FFY2020 H.R.1865 RSI (Section 75) Funding Railcar Acquisition & Rehab, Train Control, Vertical Improvements, Ventilation, & Platforms Phase II	\$148.5	9/22/2023

FTA Applications in Progress Pending Award as of 03/31/2024

Federal Award ID	Application Name	Federal Request
1398-2023-3	VA CMAQ Bus Replacement (FY2024)	3,413,168
TBD	FFY2024 5310 Enhanced Mobility Paratransit Van Replacement with \$1.7M for Federal Request	1,700,000

Active Non-FTA Awards as of 03/31/2024 (Dollars in Millions)

Federal Award ID	Date of Award	Application Name	Federal Award	Drawn	Balance	POP End Date
EMW-2020-RA-00019	09/01/2020	DHS Transit Security Grant Program	\$4.1	\$2.3	\$1.8	08/31/2024
EMW-2021-RA-00030	09/01/2021	DHS Transit Security Grant Program	\$4.5	\$0.0	\$4.5	08/31/2024
15PBJA-21-GG-04422-BWCX	12/01/2021	DOJ Body Worn Camera Program	\$0.9	\$0.9	\$0.0	11/30/2024
EMW-2023-RA-0036	08/9/2023	DHS Transit Security Grant Program	\$0.0	\$0.0	\$0.0	08/31/2026

Closed Non-FTA Awards as of 12/31/2023 (Dollars in Millions)

Federal Award ID	Date of Award	Application Name	Federal Award	Closed Date
EMW-2019-RA-00011	09/01/2019	DHS Transit Security Grant Program	\$4.1	08/30/2023

TABLE 1: CAPITAL PROGRAM FINANCIALS BY INVESTMENT CATEGORY

Capital Investments	FY2024 Current Budget	FY2024 Actuals	YTD % Budget Expended
Acquisition	77.7	21.1	27%
Maintenance & Overhaul	289.8	185.1	64%
Maintenance Facilities	74.2	7.4	10%
Railcar and Railcar Facilities	441.8	213.5	48%
Power	105.1	99.1	94%
Signals & Communications	221.7	179.1	81%
Rail Systems	326.8	278.3	85%
Fixed Rail	159.5	111.8	70%
Structures	118.9	59.6	50%
Track and Structures Rehabilitation	278.4	171.5	62%
Platforms & Structures	84.7	57.6	68%
Vertical Transportation	68.7	47.2	69%
Station Systems	222.1	169.7	76%
Stations and Passenger Facilities	375.5	274.6	73%
Acquisition	120.5	33.8	28%
Maintenance & Overhaul	66.3	47.1	71%
Maintenance Facilities	205.0	121.6	59%
Passenger Facilities & Systems	72.2	37.0	51%
Bus, Bus Facilities and Paratransit	464.0	239.5	52%
IT	114.8	57.4	50%
MTPD	5.7	5.4	93%
Support Equipment & Services	202.8	164.8	81%
Business and Operations Support	323.3	227.6	70%
Total Capital Programs	2,209.9	1,404.9	64%

TABLE 2: CAPITAL PROGRAM FINANCIALS AND ADJUSTMENTS BY PROJECT

CIP	PROJECT NAME	FY2024 FORECAST	FY2024 ORIGINAL BUDGET	BUDGET ADJUSTMENTS	FY2024 CURRENT BUDGET	FY2024 YTD ACTUALS	YTD % BUDGET EXPENDED
CIP0059	8000-Series Railcars	23.2	57.1	(15.0)	42.1	11.2	27%
CIP0256	7000-Series Railcars	13.7	36.7	(9.5)	27.2	9.9	36%
CIP8001	D&E Railcar Acquisition	\$ -	0.5	\$ -	0.5	\$ -	0%
CRB0019_19	Silver Line Phase 1 Railcars	3.0	4.4	\$ -	4.4	\$ -	0%
CRB0020_01	Silver Line Phase 2 Railcars	1.2	3.6	\$ -	3.6	\$ -	0%
Railcar Acquisition		41.0	102.2	(24.5)	77.7	21.1	27%
CIP0063	Rail Vehicle Rehab Program	121.1	93.8	(2.0)	86.3	91.3	106%
CIP0067	Railcar Safety & Reliability	2.4	3.6	0.9	4.5	1.2	27%
CIP0142	Railcar Preventative Maint	111.4	155.0	44.0	199.0	55.9	28%
CIP0900	Preventative Maint	36.6		\$		36.6	0%
Railcar Maintenance/Overhaul		271.5	252.5	37.4	289.8	185.1	64%
CIP0204	Railcar Roof Access Platform	0.1	0.4	\$ -	0.4	0.1	25%
CIP0225	Heavy Repair & Overhaul Facil	5.2	62.5	\$ -	62.5	4.3	7%
CIP0279	Railyard Shop Equipment Replacement	3.5	1.0	2.2	3.2	0.6	19%
CIP0283	Major Railcar Maint Equip SOGR	2.4	\$	\$ -	\$	2.2	0%
CIP0284	Railyard Facility & Site Rehabilitation	1.9	4.9	2.8	7.7	0.2	3%
CIP8005	D&E Rail Yard Improvements	\$ -	0.5	\$ -	0.5	\$ -	0%
Railcar Maintenance Facilities		13.0	69.2	5.0	74.2	7.4	10%
Railcar Investments		325.5	423.9	17.9	441.8	213.5	48%
CIP0076	100% 8-Car Train Power Upgrade	6.7	5.9	\$ -	5.9	5.8	98%
CIP0253	Traction Power SOGR	121.6	97.3	\$ -	96.8	92.3	95%
CIP0286	Power Generator Replacement	1.3	2.3	\$ -	2.3	0.9	39%
CIP8007	D&E Electrical Improvements	0.1	0.2	\$ -	0.2	0.1	50%
Propulsion		129.7	105.6	(0.5)	105.1	99.1	94%
CIP0136	Radio Infrastructure Replace	63.8	49.9	2.3	51.7	41.9	81%
CIP0251	Automatic Train Control SOGR	67.9	79.8	\$ -	79.8	50.3	63%

TABLE 2: CAPITAL PROGRAM FINANCIALS AND ADJUSTMENTS BY PROJECT

CIP	PROJECT NAME	FY2024 FORECAST	FY2024 ORIGINAL BUDGET	BUDGET ADJUSTMENTS	FY2024 CURRENT BUDGET	FY2024 YTD ACTUALS	YTD % BUDGET EXPENDED
CIP0251_99	Auto Train Cntrl SOGR-EX Recls	\$ -	0.4	(0.4)	-	\$	0%
CIP0257	Emergency Trip Station Rehab	0.6	\$	\$ -	\$	0.3	0%
CIP0332	Fiber Optic Cable Installation	106.3	87.2	\$ -	87.2	82.3	94%
CIP0380	CBTC Strat Prog Impl. Dev	6.4	\$	3.1	3.1	4.1	132%
Signals & Communications		244.9	217.2	4.5	221.7	179.1	81%
Rail Systems Investments		374.6	322.8	4.0	326.8	278.3	85%
CIP0024	Track Rehabilitation	117.1	99.9	\$ -	99.7	89.1	89%
CIP0025	Roadway Equip & Vehicle Repl	5.5	18.8	\$ -	18.8	3.4	18%
CIP0210	Track Pollution Prevention	-	\$	\$		-	0%
CIP0246	General Engineering	19.9	16.3	(8.4)	7.9	15.2	192%
CIP0247	Emerg Constr & Emerging Needs	4.9	52.9	(19.9)	32.9	4.1	12%
CIP8011	D&E Fixed Rail Improvements	0.8	-	0.2	0.2	0.1	50%
Fixed Rail		148.0	187.9	(28.3)	159.5	111.8	70%
CIP0262	Tunnel Water Leak Mitigation	20.2	22.9	\$ -	22.9	13.2	58%
CIP0294	Bridge Rehabilitation Program	9.2	4.8	10.9	15.6	6.3	40%
CIP0356	Tunnel Vent Improvements- Red Line Pilot	19.1	9.1	\$ -	9.1	12.5	137%
CIP8013	D&E Track Structures Improve	2.3	2.7	0.2	2.9	1.8	62%
CIP0348	Structural Rehabilitation - Package A	26.7	9.5	10.8	20.3	15.6	77%
CIP0349	Yellow Line Tunnel & Bridge Rehab	9.0	11.6	\$ -	11.6	8.7	75%
CIP0370	Structural Rehabilitation - Package B	0.6	34.4	\$ -	34.4	0.5	1%
CIP0375	Shaft Structural Rehab	3.5	1.4	0.7	2.1	0.9	43%
Structures		90.7	96.4	22.6	118.9	59.6	50%
Track and Structures Rehabilitation Investments		238.7	284.2	(5.8)	278.4	171.5	62%
CIP0035	Bicycle & Pedestrian Facility	1.5	0.7	\$ -	0.7	0.8	114%
CIP0087	Station & Facility Restoration	11.7	13.6	\$ -	11.4	7.5	66%

TABLE 2: CAPITAL PROGRAM FINANCIALS AND ADJUSTMENTS BY PROJECT

CIP	PROJECT NAME	FY2024 FORECAST	FY2024 ORIGINAL BUDGET	BUDGET ADJUSTMENTS	FY2024 CURRENT BUDGET	FY2024 YTD ACTUALS	YTD % BUDGET EXPENDED
CIP0088	Station Entrance Canopies	7.8	8.8	\$ -	8.8	5.3	60%
CIP0152	Prkg Garage & Surf Lot Rehab	14.5	19.3	\$ -	19.3	11.3	59%
CIP0218	Metrorail Station Upgrades	1.4	1.9	\$ -	1.9	0.9	47%
CIP0271	Swing Gates	0.1	\$	\$ -	\$	0.1	0%
CIP0274	Grosvenor Parking Garage (J/D)	1.1	\$	\$ -	\$	1.1	0%
CIP0297	Union Station Improvements	0.5	3.9	\$ -	3.9	0.4	10%
CIP0302	Huntington Station Parking Garage Replac	0.1	0.4	\$ -	0.4	0.1	25%
CIP0305	Rail Passenger Facility SOGR	1.1	1.1	\$ -	1.1	0.7	64%
CIP0308	Station Platform Rehabilitation Phase 3	1.5	\$	\$ -	\$	0.3	0%
CIP0310	Station Platform Rehabilitation Phase 4	9.9	6.4	\$ -	6.4	8.4	131%
CIP0345	Shady Grove Stairway	(0.1)	\$	\$ -	\$	(0.1)	0%
CIP0352	Station Platform Canopy Rehab	(0.1)	\$	\$ -	\$	(0.1)	0%
CIP0374	Solar Site Improvements	3.8	1.0	\$ -	1.0	2.4	240%
CIP0379	Silver Line Known Defects	0.3	\$	1.0	1.0	0.2	20%
CRB0013	Potomac Yard Station Construction	19.0	12.6	4.4	17.0	6.0	35%
CRB0019	Silver Line Phase 1 Construction	\$ -	\$	\$ -	\$	\$	0%
CRB0020	Silver Line Phase 2 Construction Support	4.8	\$	\$ -	\$	3.6	0%
CRB0127	Purple Line Construction Support	11.0	9.7	\$ -	9.7	7.0	72%
CRB0136	McLean Station - New Entrance	1.1	\$	\$ -	\$	1.1	0%
CRB0137	Crystal City East Entrance	0.5	\$			0.4	0%
CIP8015	D&E Rail Station Improvements	0.1	2.1	\$ -	2.1	0.1	5%
Platforms & Structures		91.6	81.5	3.2	84.7	57.6	68%
CIP0072	Elevator Rehabilitation Prog	2.4	6.6	\$ -	6.6	1.6	24%
CIP0073	Escalator Rehabilitation Prog	2.8	20.9	(5.4)	14.3	2.5	17%
CIP0132	Escalator & Elevator Overhaul	10.8	7.5	5.5	13.0	6.7	52%
CIP0185	Escalator Replacement	45.9	34.8	\$ -	34.8	36.5	105%
Vertical Transportation		62.0	69.8	(1.1)	68.7	47.2	69%

TABLE 2: CAPITAL PROGRAM FINANCIALS AND ADJUSTMENTS BY PROJECT

CIP	PROJECT NAME	FY2024 FORECAST	FY2024 ORIGINAL BUDGET	BUDGET ADJUSTMENTS	FY2024 CURRENT BUDGET	FY2024 YTD ACTUALS	YTD % BUDGET EXPENDED
CIP0145	Facility Security Equip Prog	17.7	14.7	3.7	18.4	13.0	71%
CIP0386	Enterprise Video Ops & Sec Prgm	1.9	14.7	2.3	2.3	0.1	4%
CIP0151	Rail Station Cooling Rehab	19.8	9.3	0.2	9.5	16.3	172%
CIP0219	Rail Station Lighting Improve	35.2	60.0	(30.0)	30.0	25.0	83%
CIP0241	Flood Resiliency Infrastructure	1.1	\$	1.1	1.1	0.7	64%
CIP0242	Rail System Drainage Rehab	16.8	13.4	1.7	15.1	12.2	81%
CIP0252	Low Voltage Power SOGR	47.0	34.8	3.7	38.0	31.9	84%
CIP0252_99	AC Power SOGR-EX Reclass	\$ -	0.5	(0.5)	\$	\$	0%
CIP0255	Fare Collection Modernization	68.5	55.5	6.8	62.3	37.0	59%
CIP0258	Station & Tunnel Fire Alarm	1.8	\$	1.1	1.1	1.2	109%
CIP0272	Digital Display and Wayfinding Improvements	31.6	1.0	25.6	26.6	24.1	91%
CIP0276	Station Commercialization Plan	2.1	3.3	\$ -	3.3	1.6	48%
CIP0341	Rail Sys Standpipe Replacement	8.4	14.3	\$ -	14.3	6.6	46%
CIP0372	Station Revitalization	-	\$	-	-	-	0%
CIP0386	Enterprise Video Ops & Sec Prgm	1.9	14.7	2.3	2.3	0.1	4%
CIP8019	D&E Revenue Facility Improve	0.2	\$	0.3	0.3	0.2	67%
Station Systems		252.1	206.2	15.9	222.1	169.7	76%
Stations and Passenger Facilities Investments		405.7	357.5	13.6	375.5	274.6	73%
CIP0006	Bus Fleet Replacement Prgm	30.1	95.7	\$ -	95.7	23.2	24%
CIP0015	MetroAccess Fleet Replacement	2.5	14.2	\$ -	14.2	0.9	6%
CIP0355	Zero Emissions Bus	14.0	8.7	1.9	10.6	9.7	92%
Bus and Paratransit Acquisition		46.7	118.6	1.9	120.5	33.8	28%
CIP0002	Bus Location Equip Replacement	3.5	6.9	0.1	7.0	0.7	10%
CIP0004	Bus Maint Equip Replacement	3.5	5.9	\$ -	5.9	2.0	34%
CIP0005	Bus Rehabilitation Program	54.4	66.8	\$ -	51.5	44.1	86%
CIP0007	Bus CCTV Replacement Prgm	0.5	13.1	(12.2)	0.9	0.3	33%

TABLE 2: CAPITAL PROGRAM FINANCIALS AND ADJUSTMENTS BY PROJECT

CIP	PROJECT NAME	FY2024 FORECAST	FY2024 ORIGINAL BUDGET	BUDGET ADJUSTMENTS	FY2024 CURRENT BUDGET	FY2024 YTD ACTUALS	YTD % BUDGET EXPENDED
CIP0143	Bus Vehicle Preventive Maint.	-	45.0	(44.0)	1.0	\$	0%
Bus Maintenance/Overhaul		61.9	137.7	(71.4)	66.3	47.1	71%
CIP0086	Shepherd Pkwy Bus CNG Facility	-	\$	\$ -	\$	-	0%
CIP0311	Bladensburg Bus Garage Rehabilitation	74.9	74.0	\$ -	74.0	68.5	93%
CIP0312	4 Mile Run Bus Garage Rehabilitation	0.1	0.4	\$ -	0.4	0.1	25%
CIP0315	Northern Bus Garage Replacement	114.5	126.7	\$ -	126.7	50.7	40%
CIP0319	Bus Maintenance Facility SOGR	1.6	\$	1.6	1.6	1.6	100%
CIP0376	Western Bus Garage Rehab	1.8	\$	2.2	2.2	1.2	55%
CIP0383	Cinderbed Electric Bus Garage	-				-	0%
CIP8025	D&E Bus Maint. Facility Impv	0.1	0.1	\$ -	0.1	0.1	100%
CIP8026	Future Bus Maint Facility	(0.6)	\$	\$ -		(0.6)	0%
Bus Maintenance Facilities		192.4	201.2	3.8	205.0	121.6	59%
CIP0220	Bus Planning Studies Program	0.4	1.3	\$ -	1.3	0.1	8%
CIP0221	Bus Customer Facility Impv	8.7	12.9	1.3	14.2	4.3	30%
CIP0254	Bus Priority Prgm Development	3.7	4.1	0.3	4.4	2.7	61%
CIP0266	Historic Bus Loop and Facility Rehabilitation	0.3	\$	0.3	0.3	0.1	33%
CIP0275	New Carrollton Garage and Bus Bays	40.8	52.1	\$ -	52.1	29.5	57%
CIP0326	Real-time Bus and Rail Data Feed Dev	0.1	\$	\$ -		0.1	0%
Bus Passenger Facilities/Systems		54.2	70.3	1.9	72.2	37.0	51%
Bus and Paratransit Investments		355.2	527.8	(63.8)	464.0	239.5	52%
CIP0042	Asset Mgmt. Software Upgrade	\$ -	0.5	\$ -	0.5	\$	0%
CIP0043	Bus Ops Mgmt. Software	3.6	3.8	0.5	4.3	2.2	51%
CIP0054	Customer Electronic Comms	-	0.3	\$ -	0.3	-	0%
CIP0056	Rail Ops Mgmt. Software	0.4	\$	\$ -		0.3	0%
CIP0269	Asset Management Software	2.0	0.4	0.8	1.1	1.5	136%
CIP0330	IT Data Center	21.9	26.2	(0.3)	26.0	15.0	58%

TABLE 2: CAPITAL PROGRAM FINANCIALS AND ADJUSTMENTS BY PROJECT

CIP	PROJECT NAME	FY2024 FORECAST	FY2024 ORIGINAL BUDGET	BUDGET ADJUSTMENTS	FY2024 CURRENT BUDGET	FY2024 YTD ACTUALS	YTD % BUDGET EXPENDED
CIP0331	ERP Software Replacement	30.7	3.2	10.2	13.3	1.8	14%
CIP0342	IT Hardware SOGR	13.1	11.9	5.8	17.8	8.9	50%
CIP0354	ERP Software Upgrade	-	0.2	\$ -	0.2	-	0%
CIP0357	Cyber Legacy Technology	4.1	3.5	\$ -	3.5	3.1	89%
CIP0358	IT Business System Support	15.0	14.2	\$ -	14.2	11.0	77%
CIP0359	IT Shared Services	4.5	4.5	\$ -	4.5	3.4	76%
CIP0360	IT Transit Systems	9.7	10.3	\$ -	10.3	7.2	70%
CIP0361	SOA Program	1.4	1.2	\$ -	1.2	0.6	50%
CIP0362	IV&V Program	\$ -	0.2	\$ -	0.2	\$ -	0%
CIP0363	Technology Cyber Security	\$ -	1.5	\$ -	1.5	\$ -	0%
CIP0384	Small IT Projects	2.0	1.5	3.8	3.8	1.4	37%
CIP8029	D&E IT Improvements	4.2	11.6	0.3	11.9	0.8	7%
CIP8030	Future IT Projects	(0.2)	1.0	(1.0)	\$ -	\$ -	0%
IT		112.6	94.6	20.2	114.8	57.4	50%
CIP0102	MTPD District III Substation	4.5	\$ -	3.5	3.5	4.5	129%
CIP0127	Support Equipment MTPD	1.2	0.9	1.1	2.0	0.8	40%
CIP8032	Future MTPD Projects	0.1	0.3	\$ -	0.3	\$ -	0%
MTPD		5.8	1.1	4.6	5.7	5.4	95%
CIP0009	Service Vehicle Replacement	3.7	9.1	\$ -	9.1	1.4	15%
CIP0010	Environmental Compliance Prgm	5.8	17.7	(5.0)	12.7	2.2	17%
CIP0029	Warehouse Storage Improvements	0.1	\$ -	\$ -	\$ -	0.1	0%
CIP0034	Revenue Collection Facility	0.1	\$ -	\$ -	\$ -	0.1	0%
CIP0036	Procurement Program Support	11.0	13.0	\$ -	13.0	8.0	62%
CIP0039	System Planning & Development	8.1	6.0	1.6	7.6	6.0	79%
CIP0099	Joint Development Prgm Support	2.6	2.2	0.5	2.6	1.3	50%
CIP0101	INCP Capital Management	1.2	1.2	\$ -	1.2	0.9	75%
CIP0131	Capital Financing Support	1.0	1.0	\$ -	1.0	0.5	50%

TABLE 2: CAPITAL PROGRAM FINANCIALS AND ADJUSTMENTS BY PROJECT

CIP	PROJECT NAME	FY2024 FORECAST	FY2024 ORIGINAL BUDGET	BUDGET ADJUSTMENTS	FY2024 CURRENT BUDGET	FY2024 YTD ACTUALS	YTD % BUDGET EXPENDED
CIP0150	Non-Rev Facility Fire Systems	3.3	3.4	2.7	6.1	2.8	46%
CIP0170	Roof Rehab & Replacement	9.1	7.4	\$ -	7.4	8.3	112%
CIP0197	Non-Revenue Facilities	8.7	14.0	0.8	14.7	5.4	37%
CIP0212	Sustainability Program Support	2.7	4.7	\$ -	4.7	1.8	38%
CIP0213	Capital Program Management	28.4	28.9	\$ -	28.9	21.0	73%
CIP0231	Good Luck Rd Facility Reno	(0.1)	\$	\$ -	\$	(0.1)	0%
CIP0270	CAPD Program Support	39.4	34.9	\$ -	34.9	29.8	85%
CIP0273	Facility Improvements	2.8	4.2	\$ -	4.2	2.2	52%
CIP0324	Cap Program Financial Support	-	3.1	\$ -	3.1	-	0%
CIP0335	Office Consolidation - DC	19.1	17.7	\$ -	17.7	15.7	89%
CIP0337	Office Consolidation - VA	29.0	12.8	3.3	16.1	24.5	152%
CIP0338	Office Consolidation - MD	6.8	5.5	\$ -	5.5	5.3	96%
CIP0339	Emergency Egress Improvements	0.4	\$	\$ -	\$	0.4	0%
CIP0347	Acct Capital Program Support	2.4	2.4	\$ -	2.4	1.8	75%
CIP0371	West Falls Church Land Develop	\$ -	0.5	\$ -	0.5	\$	0%
CIP0373	Interim OCC	27.1	0.5	\$ -	0.5	19.2	>1,000%
CIP0377	OCC Communications Strategy	(0.1)	\$	\$ -	\$	(0.1)	0%
CIP0378	Metro Strategic Plan Update	2.3	\$	\$ -	\$	2.3	0%
CIP0382	Content Management Sys Upgrade	1.1	\$	2.1	2.1	0.8	38%
CIP0385	Buss Improv Projects - Non_IT	0.6	-	1.5	1.5	0.2	13%
CRB0005	Planning Support for DC	1.6	1.0	\$ -	1.0	1.0	100%
CRB0009	Planning Support for MD	1.2	0.9	\$ -	0.9	0.9	100%
CRB0018	Planning Support for VA	1.3	1.0	\$ -	1.0	0.8	80%
CIP8034	Future Support Equip Projects	-	0.5	\$ -	0.5	-	0%
Support Equipment/Services		220.9	193.6	9.2	202.8	164.8	81%
Business Support Investments		339.2	289.3	34.0	323.3	227.6	70%
Total Capital Programs		2,039.0	2,205.5	4.4	2,209.9	1,404.9	64%

Numbers may not sum due to rounding

TABLE 3: SOURCE OF FUNDS (BUDGETED VS. YTD SPEND)

Funding Source	FY2024 ORIGINAL BUDGET	FY2024 YTD SPEND
Federal Formula	\$459.9	\$235.8
Federal PRIIA	\$143.5	\$19.7
Other Federal Grants	\$11.5	\$6.2
Total Federal	\$614.9	\$261.7
Match & System Performance	\$293.3	\$149.9
PRIIA/RSI Match	\$148.5	\$19.7
Dedicated Funding	\$500.0	\$184.3
Congestion Mitigation and Air Quality (CMAQ) Match	\$0.9	\$0.9
Jurisdictional Reimbursable	\$2.9	\$1.7
Other Local & Match	\$30.2	\$16.9
Total Jurisdictional	\$975.8	\$373.3
Debt	\$797.8	\$650.0
Net Accruals		
Total	\$2,388.5	\$1,285.0

Dollar amounts are expressed in millions.

TABLE 4: CAPITAL PROGRAM CASH EXPENDITURES BY FUND SOURCE

CIP	PROJECT NAME	FY2024 CURRENT BUDGET	FY2024 ACTUALS ¹	FORMULA ²	PRIIA ²	OTHER FEDERAL ²	SYSTEM PERFORMANCE	REIMBURSABLE/ PLANNING/ OTHER	DEBT	DISTRICT OF COLUMBIA DED. FUND.	STATE OF MARYLAND DED. FUND.	COMMONWEALTH OF VIRGINIA - NONRESTRICTED DED. FUND.	COMMONWEALTH OF VIRGINIA - RESTRICTED DED. FUND.	NET ACCRUALS
CIP0059	8000-Series Railcars	42,136,000	11,187,012	-	-	-	-	-	17,275,032	83,229	77,867	55,542	16,497	(6,321,155)
CIP0256	7000-Series Railcars	27,159,000	9,872,885	-	-	2,594,972	-	-	6,028,649	115,544	108,100	77,106	22,902	775,680
CIP8001	D&E Railcar Acquisition	500,000	0	-	-	-	-	-	-	-	-	-	-	-
CRB0019_19	Silver Line Phase 1 Railcars	4,350,000	0	-	-	-	-	-	-	-	-	-	-	-
CRB0020_01	Silver Line Phase 2 Railcars	3,583,000	0	-	-	-	-	-	-	-	-	-	-	-
Acquisition		77,728,000	21,059,897	0	0	2,594,972	0	0	23,303,681	198,773	185,967	132,648	39,399	(5,545,475)
CIP0063	Rail Vehicle Scheduled Maintenance Program	86,314,000	91,309,406	38,554,133	310,209	-	-	-	-	17,396,934	16,276,123	11,609,603	3,448,248	1,681,590
CIP0067	Rail Vehicle Safety & Reliability Improvements	4,535,000	1,244,664	-	-	64,284	-	-	-	422,160	394,962	281,723	83,676	(3,845)
CIP0142	Rail Vehicle Preventive Maintenance	199,000,000	55,946,460	22,424,941	-	-	-	-	-	6,223	5,822	4,153	1,234	1,780,806
CIP0900	Preventative Maintenance	0	36,589,342	-	-	-	-	-	-	-	-	-	-	3,913,049
Maintenance/Overhaul		289,849,000	185,089,871	60,979,074	310,209	64,284	0	0	0	17,825,318	16,676,908	11,895,479	3,533,158	7,371,601
CIP0204	Railcar Rooftop Access Platform	356,000	54,558	-	-	-	9,792	-	15,005	13,404	12,540	8,945	2,657	0
CIP0225	Heavy Repair and Overhaul Facility	62,468,000	4,288,181	2,241,300	-	-	-	-	116,675	74,273	69,488	49,565	14,722	613,100
CIP0279	Railyard Shop Equipment Replacement	3,200,000	602,562	-	-	-	-	-	-	8,891	8,318	5,933	1,762	577,658
CIP0283	Railcar Maintenance Facilities State of Good Repair	0	2,223,224	-	-	-	-	-	163,410	666,214	623,293	444,589	132,050	5,598
CIP0284	Railyard Facility and Site Rehabilitation	7,700,000	204,205	-	-	-	-	-	67,321	60,560	56,658	40,414	12,004	(32,753)
CIP8005	D&E Rail Yard Improvements	500,000	0	-	-	-	-	-	-	-	-	-	-	-
Maintenance Facilities		74,224,000	7,372,730	2,241,300	0	0	9,792	0	362,411	823,342	770,297	549,446	163,195	1,163,604
Railcar and Railcar Facilities Investments		441,801,000	213,622,497	63,220,373	310,209	2,659,255	9,792	0	23,666,092	18,847,432	17,633,172	12,577,873	3,735,751	2,989,729
CIP0076	Rail System Power Upgrades	5,856,000	5,849,946	-	-	-	-	490,806	7,743,118	-	-	-	-	(379,658)
CIP0253	Traction Power State of Good Repair	96,757,830	92,275,889	-	-	-	-	-	85,814,635	250,558	234,416	167,207	49,663	2,708,479
CIP0286	Power Generator Replacement	2,328,000	916,094	-	-	-	-	-	325,090	147,716	138,200	98,576	29,279	177,233
CIP8007	D&E Electrical Improvements	150,000	70,850	-	-	-	-	-	-	25,293	23,684	16,879	5,013	-
Power		105,089,830	99,112,779	0	0	0	0	490,806	93,882,843	423,568	396,279	282,662	83,955	2,506,054
CIP0133	Train Detection and Warning System	0	331,383	-	-	-	-	-	-	60,552	56,651	40,408	12,002	(173,720)
CIP0136	Radio Infrastructure Replacement	51,697,000	41,851,944	-	3,337,193	-	-	246,368	17,310,428	3,132,104	2,930,316	2,090,166	620,815	8,363,068
CIP0139	Safety Audit Recommendations	0	(447)	-	-	-	-	-	-	-	-	-	-	(447)
CIP0251	Automatic Train Control State of Good Repair	79,783,978	50,313,289	-	18,779,015	-	-	-	25,941,206	178,021	166,552	118,800	35,286	3,747,102
CIP0257	Emergency Trip Station (ETS) Rehabilitation	0	258,407	-	-	-	-	-	-	92,044	86,114	61,425	18,244	(428)
CIP0260	Track Inspector Location	0	0	-	-	-	-	-	-	-	-	-	-	-
CIP0332	Fiber Optic Cable Installation	87,166,000	82,332,949	-	-	-	-	-	74,328,242	189,212	177,022	126,268	37,504	4,368,952
CIP0380	CBTC Strategic Program Implementation Development	3,070,000	4,061,710	-	-	-	-	-	2,330,898	-	-	-	-	1,730,812
Signals & Communications		221,716,978	179,149,235	0	22,116,209	0	0	246,368	119,910,773	3,651,933	3,416,654	2,437,067	723,850	18,635,339
Rail Systems Investments		326,806,808	278,262,014	0	22,116,209	0	0	737,174	213,733,615	4,076,500	3,812,933	2,719,729	807,805	20,541,393
CIP0024	Track Rehabilitation Program	99,685,200	89,060,104	63,735,130	-	-	-	-	1,220,412	7,072,896	6,617,219	4,719,999	1,401,919	(342,120)
CIP0025	Roadway Equipment and Vehicle Program	18,795,000	3,434,658	-	-	-	-	-	5,168,982	13,128	12,282	8,761	2,802	(2,872,521)
CIP0210	Track Pollution Prevention	0	5,772	-	-	-	-	-	5,890	-	-	-	-	1,101
CIP0246	General Engineering	7,898,000	15,214,530	-	-	-	15,610,745	-	-	32,422	30,333	21,636	6,426	(1,202,152)
CIP0247	Emergency Construction and Emerging Needs Program	32,948,801	4,149,558	-	-	-	-	-	2,951,932	77,242	72,265	51,546	15,310	994,674
CIP0261	Rail Tunnel Lighting Replacement	0	(121,009)	-	-	-	-	-	157,017	25,455	23,815	16,987	5,046	(349,330)
CIP8011	D&E Fixed Rail Improvements	208,000	96,979	-	-	-	32,171	-	-	9,748	9,120	6,505	1,932	37,502
Fixed Rail		159,535,001	111,840,591	63,735,130	0	0	15,642,916	0	9,504,234	7,230,891	6,765,035	4,825,435	1,433,235	(3,732,845)
CIP0022	Track Structural Rehabilitation	0	0	-	-	-	-	-	-	-	-	-	-	-
CIP0026	Station/Tunnel Leak Mitigation	0	0	-	-	-	-	-	-	-	-	-	-	-
CIP0262	Tunnel Water Leak Mitigation	22,898,540	13,217,873	-	9,048,765	-	-	-	1,123,163	386,628	361,719	258,011	76,633	1,165,186
CIP0291	Tunnel Ventilation Improvements	0	42,148	-	-	-	-	-	-	9,279	8,681	6,192	1,839	4,597
CIP0294	Bridge Rehabilitation Program	15,607,000	6,280,973	-	-	-	-	-	5,215,895	(207,161)	(193,815)	(138,246)	(41,061)	522,002
CIP0356	Tunnel Ventilation Improvements - Red Line Pilot	9,143,000	12,480,541	-	-	-	-	-	10,742,614	40,007	37,429	26,698	7,930	190,130
CIP8013	D&E Track Structures Improvements	2,935,000	1,829,043	-	-	-	1,434,529	-	-	93,665	87,631	62,506	18,565	(32,821)
CIP8014	Future Track and Structures Improvements	0	0	-	-	-	-	-	-	-	-	-	-	-
CIP0348	Structural Rehabilitation - Package A	20,285,000	15,649,551	-	-	-	-	-	17,695,347	-	-	-	-	(1,408,772)
CIP0349	Yellow Line Tunnel and Bridge Rehabilitation	11,556,000	8,712,273	1,801,995	(16,245,697)	-	-	-	31,164,758	-	-	-	-	(6,616,642)
CIP0370	Structural Rehabilitation - Package B	34,402,000	464,090	154,060	-	-	-	-	376,072	-	-	-	-	(66,980)
CIP0375	Structural Rehabilitation - Shaft	2,076,000	936,225	-	-	-	-	-	345,546	172,008	160,926	114,787	34,094	13,065
Structures		116,902,540	59,612,716	1,956,055	(7,196,931)	0	1,434,529	0	66,663,394	494,425	462,571	329,948	98,000	(6,230,235)
Track and Structures Rehabilitation Investments		276,437,541	171,493,307	65,691,184	(7,196,931)	0	17,077,445	0	76,167,627	7,725,316	7,227,607	5,155,383	1,531,236	(9,693,030)

Note: All figures are preliminary and unaudited; chart and table totals may not sum due to independent rounding.

TABLE 4: CAPITAL PROGRAM CASH EXPENDITURES BY FUND SOURCE

CIP	PROJECT NAME	FY2024 CURRENT BUDGET	FY2024 ACTUALS ¹	FORMULA ²	PRIIA ²	OTHER FEDERAL ²	SYSTEM PERFORMANCE	REIMBURSABLE/ PLANNING/ OTHER	DEBT	DISTRICT OF COLUMBIA DED. FUND.	STATE OF MARYLAND DED. FUND.	COMMONWEALTH OF VIRGINIA - NONRESTRICTED DED. FUND.	COMMONWEALTH OF VIRGINIA - RESTRICTED DED. FUND.	NET ACCRUALS
CIP0035	Bicycle and Pedestrian Facility Rehabilitation	662,000	775,768	-	-	-	523,057	-	-	32,729	30,620	21,841	6,487	161,033
CIP0087	Station and Facility Restoration Program	11,381,000	7,515,765	-	-	-	-	-	3,956,795	1,257,195	1,176,199	838,971	249,169	19,808
CIP0088	Station Entrance Canopy Installation	8,837,000	5,330,054	2,035,848	-	-	-	-	3,739	740,189	692,502	493,955	146,713	1,118,199
CIP0152	Parking Garage and Surface Lot Rehabilitation	19,250,000	11,287,320	5,170,461	-	-	-	-	1,979,620	1,442,647	1,349,703	962,730	285,947	(380,407)
CIP0218	Metrorail Station Improvements	1,901,000	933,021	-	-	-	-	-	1,004,043	35,952	33,636	23,992	7,126	(171,729)
CIP0271	Metrorail Station Emergency Gates Replacement	0	97,205	-	-	-	53,235	-	-	20,001	18,712	13,347	3,964	(3,541)
CIP0274	Grosvenor Parking Garage Joint Development	0	1,112,354	-	-	-	-	-	1,021,179	51,362	48,053	34,275	10,180	(55,025)
CIP0297	Union Station Improvements	3,928,000	413,218	-	-	-	-	-	-	158,067	147,884	105,484	31,331	(30,414)
CIP0302	Huntington Station Parking Garage Demolition	420,000	88,700	-	-	-	-	-	37,123	23,768	22,237	15,861	4,711	(15,000)
CIP0305	Rail Passenger Facility State of Good Repair Program	1,082,000	711,941	-	-	-	-	-	-	201,111	188,154	134,208	39,862	133,436
CIP0307	Station Platform Rehabilitation - Phase 2	0	8,363	-	-	-	-	-	383	2,849	2,665	1,901	565	-
CIP0308	Station Platform Rehabilitation - Phase 3	0	297,593	-	-	-	-	-	132,702	62,156	58,151	41,479	12,320	(79,554)
CIP0310	Station Platform Rehabilitation - Phase 4	6,443,000	8,431,037	-	3,412,033	-	-	-	9,552,593	815,434	762,899	544,168	161,627	(3,160,928)
CIP0345	Shady Grove Stairway	0	(56,574)	-	-	-	-	-	-	-	-	-	-	-56,574.20
CIP0352	Rail Station Platform Canopy Rehabilitation Program	0	(50,638)	-	-	-	-	-	-	25,106	23,488	16,754	4,976	(59,883)
CIP0374	Solar Site Improvements	1,000,000	2,441,496	-	-	-	-	-	2,327,295	-	-	-	-	114,086
CIP0379	Silver Line Known Defects	1,000,000	208,639	-	-	-	-	-	-	74,484	69,686	49,706	14,764	-
CRB0013	Potomac Yard Station Construction	17,015,000	5,954,834	-	-	-	-	9,256,016	-	-	-	-	-	(5,492,661)
CRB0019	Silver Line Phase 1	0	0	-	-	-	-	-	-	-	-	-	-	-
CRB0020	Silver Line Phase 2 Construction Support	0	3,574,761	-	-	-	-	3,865,710	-	-	-	-	-	36,200
CRB0127	Purple Line Construction Support	9,688,640	6,984,007	-	-	-	-	2,095,099	-	-	-	-	-	1,608,029
CRB0133	Union Station Entrance Improvements	0	644	-	-	-	-	-	-	-	-	-	-	-
CRB0136	McClean Station - New Entrance	0	1,106,405	-	-	-	-	940,468	-	-	-	-	-	75,871
CRB0137	Crystal City East Entrance	0	363,986	-	-	-	-	(42,541)	-	-	-	-	-	255,105
CIP0015	D&E Rail Station Improvements	2,072,000	107,689	-	-	-	4,939	-	-	38,881	36,376	25,947	7,707	(12,216)
CIP0016	Future Platforms & Structures	0	0	-	-	-	-	-	-	-	-	-	-	-
Platforms & Structures		84,679,639	57,637,589	7,206,310	3,412,033	0	581,231	16,114,752	20,015,470	4,981,930	4,660,965	3,324,622	987,469	(5,996,167)
CIP0072	Elevator Rehabilitation Program	6,592,000	1,571,170	-	536,062	-	-	-	964,554	90,128	84,321	60,146	17,864	(412,392)
CIP0073	Escalator Rehabilitation Program	14,343,000	2,453,608	-	778,283	-	-	-	2,885,424	35,359	33,081	23,597	7,009	(6,740)
CIP0132	Escalator and Elevator Overhaul Program	12,996,000	6,737,392	-	-	-	-	-	6,801,634	-	-	-	-	(107,988)
CIP0185	Escalator Replacement	34,760,000	36,487,718	-	18,268,719	-	-	-	13,968,698	676,587	632,998	451,511	134,106	8,676,345
Vertical Transportation		68,690,999	47,249,888	0	19,583,064	0	0	0	24,620,310	802,075	750,400	535,253	158,979	8,149,225
CIP0074	Parking Access and Collection Equipment Maintenance	0	(30,729)	-	-	-	18,161	-	-	-	-	-	-	(48,890)
CIP0145	Facility Security Monitoring Equipment Program	18,377,000	13,042,913	-	-	-	-	-	-	4,798,520	4,489,372	3,202,226	951,115	(858,321)
CIP0151	Rail Station Cooling Rehabilitation Program	9,494,878	16,263,333	2,577,651	-	-	-	-	11,422,986	26,528	24,819	17,703	5,258	1,166,483
CIP0219	Rail Station Lighting Improvements	29,980,000	24,995,393	-	-	-	-	-	24,403,659	119,722	112,009	79,895	23,730	(610,939)
CIP0241	Flood Resiliency Infrastructure Upgrades	1,125,000	724,882	-	-	-	-	-	-	268,819	251,500	179,392	53,283	(28,111)
CIP0242	Rail System Drainage Rehabilitation Program	15,099,260	12,213,436	-	-	-	-	-	10,824,653	81,941	76,662	54,682	16,242	177,224
CIP0252	Low Voltage Power State of Good Repair	38,018,000	31,885,703	6,270,363	-	-	-	-	19,589,712	129,429	121,090	86,372	25,654	4,045,087
CIP0255	Fare Collection Modernization	62,305,390	36,971,174	1,000,000	-	-	135,144	-	31,411,462	447,560	418,725	298,673	88,711	1,936,571
CIP0258	Station And Tunnel Fire Alarm Rehabilitation	1,050,000	1,180,021	-	-	-	-	-	-	383,097	358,416	255,654	75,934	199,537
CIP0272	Digital Display and Wayfinding Improvements	26,569,999	24,078,011	-	-	-	-	-	26,447,499	5,810	5,249	3,744	1,112	(3,594,946)
CIP0276	Art in Transit and Station Commercialization Program	3,272,000	1,552,321	-	-	-	1,207,349	-	-	-	-	-	-	324,201
CIP0341	Rail System Standpipe Replacement Program	14,262,050	6,578,759	-	-	-	-	-	5,852,337	271,169	253,699	180,961	53,748	519,393
CIP0372	Station Revitalization	0	(1,000)	-	-	-	-	-	-	-	-	-	-	(1,000)
CIP0386	Enterprise Video Ops & Security Program	2,308,000	60,272	-	-	-	-	-	-	-	-	-	-	8,937
CIP0019	D&E Passenger Facility Improvements	270,000	164,131	-	-	-	-	-	166,131	-	-	-	-	(2,000)
Station Systems		222,131,577	169,678,619	9,848,015	0	0	1,360,654	0	130,118,440	6,532,395	6,111,540	4,359,303	1,294,787	3,233,225
Stations and Passenger Facilities Investments		375,502,215	274,566,095	17,054,324	22,995,097	0	1,941,885	16,114,752	174,754,220	12,316,399	11,522,906	8,219,178	2,441,235	5,386,283

Note: All figures are preliminary and unaudited; chart and table totals may not sum due to independent rounding.

TABLE 4: CAPITAL PROGRAM CASH EXPENDITURES BY FUND SOURCE

CIP	PROJECT NAME	FY2024 CURRENT BUDGET	FY2024 ACTUALS ¹	FORMULA ²	PRIIA ²	OTHER FEDERAL ²	SYSTEM PERFORMANCE	REIMBURSABLE/ PLANNING/ OTHER	DEBT	DISTRICT OF COLUMBIA DED. FUND.	STATE OF MARYLAND DED. FUND.	COMMONWEALTH OF VIRGINIA - NONRESTRICTED DED. FUND.	COMMONWEALTH OF VIRGINIA - RESTRICTED DED. FUND.	NET ACCRUALS
CIP0006	Bus Fleet Acquisition Program	95,737,000	23,236,562	14,865,316	-	4,382,062	-	-	398,052	355,999	333,063	237,571	70,563	(452,957)
CIP0015	MetroAccess Fleet Acquisition	14,207,000	862,634	1,682,979	-	-	-	-	187,841	236,919	221,655	158,104	46,960	(1,671,824)
CIP0355	Zero Emission Bus Acquisition and Evaluation	10,552,000	9,716,577	3,330,030	-	-	-	-	6,073,508	7,712	7,215	5,147	1,529	105,125
Acquisition		120,496,000	33,815,773	19,878,325	0	4,382,062	0	0	6,659,402	600,629	561,933	400,822	119,051	(2,019,655)
CIP0002	Bus Onboard Location Equipment and Software Program	7,000,000	666,492	-	-	-	-	-	-	99,287	92,890	66,258	19,680	388,378
CIP0004	Bus Maintenance Facility and Equipment State of Good Repair	5,912,000	1,985,044	-	-	-	-	-	411,957	516,279	483,018	344,532	102,332	100,572
CIP0005	Bus Vehicle Rehabilitation Program	51,486,000	44,083,058	24,394,310	-	-	13,725	-	-	5,695,929	5,328,965	3,801,099	1,128,991	927,409
CIP0007	Bus Closed Circuit Television Replacement Program	901,000	338,008	-	-	-	-	-	-	120,669	112,895	80,527	23,918	-
CIP0143	Bus Vehicle Preventive Maintenance	1,000,000	0	-	-	-	-	-	-	106	99	71	21	(298)
Maintenance/Overhaul		66,299,001	47,072,602	24,394,310	0	0	13,725	0	411,957	6,432,270	6,017,866	4,292,486	1,274,941	1,416,061
CIP0086	Shepherd Pkwy Bus CNG Facility	0	1,008	-	-	-	-	-	-	360	337	240	71	-
CIP0311	Bladensburg Bus Garage Replacement	74,043,000	68,539,772	61,208,005	-	-	-	-	4,404,715	21,753	20,351	14,516	4,312	(561,494)
CIP0312	Four Mile Run Bus Garage Rehabilitation	357,000	64,872	-	-	-	-	-	259,587	-	-	-	-	(194,715)
CIP0315	Northern Bus Garage Replacement	126,702,000	50,713,000	42,925,362	-	-	28,756	-	5,026,511	-	-	-	-	471,643
CIP0319	Bus Maintenance Facility State of Good Repair Program	1,635,000	1,585,379	-	-	-	-	-	799,469	25,515	23,872	17,027	5,057	617,658
CIP0376	Western Bus Garage Rehab	2,200,000	1,178,013	-	-	-	-	-	656,867	-	-	-	-	366,956
CIP0383	Cinderbed Rd. Bus Garage	0	1,429	-	-	-	-	-	229	-	-	-	-	1,200
CIP8025	D&E Bus Maintenance Facility Improvements	100,000	115,877	-	-	-	-	-	-	81,300	76,062	54,254	16,114	(111,854)
CIP8026	Future Bus Maintenance Facilities	0	(569,723)	-	-	-	83,334	-	-	-	-	-	-	(584,252)
Maintenance Facilities		205,037,000	121,629,627	104,133,367	0	0	112,090	0	11,147,377	128,928	120,621	86,038	25,555	5,142
CIP0220	Bus Planning Studies Program	1,250,000	145,875	-	-	-	55,470	-	90,405	-	-	-	-	-
CIP0221	Bus Customer Facility Improvements	14,210,000	4,301,443	423,352	-	-	4,296	-	2,677,823	200,448	187,534	133,766	39,731	266,486
CIP0254	Bus Priority Program Development	4,420,000	2,685,888	-	-	-	621,146	-	-	751,464	703,050	501,479	148,948	(40,200)
CIP0266	Historic Bus Loop and Facility Rehabilitation	275,000	87,483	-	-	-	54,992	-	-	-	-	-	-	15,205
CIP0275	New Carrollton Garage and Bus Bays	52,054,000	29,545,396	-	-	-	-	-	23,730,349	3,785	3,541	2,526	750	3,951,375
CIP0322	Bus Passenger Facilities Systems Future	0	135,761	-	-	-	-	-	-	12,951	12,116	8,642	2,967	135,761
CIP0326	Real-time Bus and Rail Data Feed Development	0	64,283	-	-	-	-	-	-	8,714	8,153	5,815	1,727	25,271
Passenger Facilities/Systems		72,209,000	36,966,128	423,352	0	0	735,904	0	26,498,578	977,362	914,395	652,229	193,723	4,353,897
Bus, Bus Facilities and Paratransit Investments		464,041,001	239,484,131	148,829,354	0	4,382,062	861,720	0	44,717,313	8,139,189	7,614,816	5,431,575	1,613,269	3,755,445
CIP0032	Fare Media Encoders	0	0	-	-	-	-	-	-	-	-	-	-	-
CIP0042	Asset Management Software Improvements	500,000	0	-	-	-	-	-	-	-	-	-	-	-
CIP0043	Bus and Rail Scheduling and Operations Software Improvements	4,293,000	2,245,232	-	-	-	-	-	10,460	800,044	748,501	533,898	158,577	(6,248)
CIP0049	Technology Improvements for Administrative Functions	0	(243)	-	-	-	-	-	(243)	-	-	-	-	-
CIP0054	Customer Electronic Communications & Outreach	250,000	(10,724)	-	-	-	-	-	-	(3,414)	(3,194)	(2,278)	(677)	(1,162)
CIP0056	Rail Service Management Software Improvements	0	290,736	-	-	-	-	-	-	3,066	2,869	2,046	608	282,147
CIP0259	Employee Timekeeping System	250,000	0	-	-	-	-	-	-	-	-	-	-	-
CIP0269	Asset Management Software	1,143,000	1,529,956	-	-	-	-	-	-	537,887	503,233	358,951	106,615	(34,821)
CIP0330	Information Technology Data Center	25,986,000	14,980,256	-	-	-	-	-	23,385,726	-	-	-	-	(8,405,470)
CIP0331	Enterprise Resource Planning Software Replacement	13,342,000	1,848,801	-	-	-	-	-	898,653	-	-	-	-	463,636
CIP0342	Information Technology Hardware State of Good Repair	17,754,000	8,931,416	-	-	-	-	-	-	3,030,669	2,835,416	2,022,475	600,709	(272,748)
CIP0343	Information Technology Software State of Good Repair	0	1,172	-	-	-	-	-	-	418	391	279	83	-
CIP0344	IT Program Management Support	0	24,655	-	-	-	-	-	-	-	-	-	-	4,883
CIP0354	ePerformance and eCompensation Upgrades	210,000	47,082	-	-	-	-	-	-	28,983	27,116	19,341	5,745	(34,102)
CIP0357	Cybersecurity Legacy Software Improvements	3,461,000	3,072,987	-	-	-	-	-	-	1,070,313	1,001,358	714,259	212,147	74,911
CIP0358	Business Systems State of Good Repair	14,208,000	10,979,903	-	-	-	-	-	-	3,745,038	3,503,761	2,499,199	742,304	244,800
CIP0359	Enterprise Technology Platforms State of Good Repair	4,543,000	3,407,768	-	-	-	3,029,127	-	-	-	-	-	-	378,641
CIP0360	Transit Systems State of Good Repair	10,283,000	7,242,617	-	-	-	6,909,730	-	-	118,841	111,184	79,307	23,555	0
CIP0361	Service Oriented Architecture (SOA) Program	1,210,000	646,784	-	-	-	474,504	-	-	-	-	-	-	172,280
CIP0362	IV&V Program	200,000	0	-	-	-	-	-	-	-	-	-	-	-
CIP0363	Cyber Security	1,500,000	0	-	-	-	-	-	-	-	-	-	-	-
CIP0384	Small IT Projects	3,755,000	1,427,855	-	-	-	940,574	-	-	-	-	-	-	487,281
CIP8029	D&E Information Technology Improvements	11,903,106	768,229	-	-	-	1,825,870	-	-	-	-	-	-	(1,057,641)
CIP8030	Future Information Technology Projects	0	0	-	-	-	-	-	-	-	-	-	-	-
Information Technology		114,791,106	57,434,483	0	0	0	13,179,804	0	24,294,596	9,331,846	8,730,635	6,227,478	1,849,666	(7,703,612)
CIP0102	Police District III Substation	3,500,000	4,549,193	-	-	-	-	-	4,583,917	-	-	-	-	(224,261)
CIP0106	Special Operations Division Facility	0	0	-	-	-	-	-	-	-	-	-	-	-

Note: All figures are preliminary and unaudited; chart and table totals may not sum due to independent rounding.

TABLE 4: CAPITAL PROGRAM CASH EXPENDITURES BY FUND SOURCE

CIP	PROJECT NAME	FY2024 CURRENT BUDGET	FY2024 ACTUALS ¹	FORMULA ²	PRIIA ²	OTHER FEDERAL ²	SYSTEM PERFORMANCE	REIMBURSABLE/ PLANNING/ OTHER	DEBT	DISTRICT OF COLUMBIA DED. FUND.	STATE OF MARYLAND DED. FUND.	COMMONWEALTH OF VIRGINIA - NONRESTRICTED DED. FUND.	COMMONWEALTH OF VIRGINIA - RESTRICTED DED. FUND.	NET ACCRUALS
CIP0127	Transit Police Support Equipment	1,990,000	804,906	-	-	-	-	-	61,982	255,942	239,453	170,799	50,730	25,999
CIP8032	Future Metro Transit Police Projects	250,000	0	-	-	-	-	-	-	-	-	-	-	-
MTPD		5,740,000	5,354,100	0	0	0	0	0	4,645,899	255,942	239,453	170,799	50,730	(198,262)
CIP0009	Service Vehicle Acquisition Program	9,100,000	1,434,519	-	-	-	-	-	-	536,461	501,899	358,000	106,332	(68,173)
CIP0010	Environmental Compliance Program	12,713,390	2,240,312	-	-	-	-	-	2,049,377	63,456	59,368	42,346	12,578	(84,363)
CIP0029	Warehouse Vertical Store Unit	0	62,650	-	-	-	-	-	-	22,366	20,925	14,926	4,433	-
CIP0030	Currency Processing Machines	0	(4,910)	-	-	-	(4,910)	-	-	-	-	-	-	-
CIP0033	Revenue Facility Equipment Replacement	0	0	-	-	-	-	-	-	-	-	-	-	-
CIP0034	Revenue Collection Facility Rehabilitation	0	125,366	-	-	-	-	-	764	145,274	135,914	96,946	28,795	(282,326)
CIP0036	Procurement Program Support	13,044,000	8,043,061	-	-	-	7,657,266	-	-	5,573	5,214	3,719	1,105	335,095
CIP0039	System Planning and Development	7,559,190	5,972,716	-	-	-	5,221,690	-	-	12,329	11,535	8,228	2,444	474,318
CIP0099	Joint Development Program Support	2,647,000	1,310,730	-	-	-	1,902,994	-	-	9,494	8,883	6,336	1,882	(767,623)
CIP0101	Internal Compliance Capital Management Support	1,200,000	899,072	-	-	-	824,463	-	-	-	-	-	-	74,609
CIP0131	Capital Program Financing Support	1,030,000	535,693	-	-	-	502,324	-	-	-	-	-	-	-
CIP0150	Support Facility Fire System	6,094,000	2,791,503	-	1,085,473	-	-	-	531,919	302,761	283,256	202,044	60,010	(9,925)
CIP0170	Facility Roof Rehabilitation and Replacement	7,421,000	8,302,013	-	-	-	-	-	7,131,503	89,935	84,141	60,017	17,826	827,409
CIP0197	Support Facility Improvements	14,704,000	5,446,174	-	-	-	-	-	4,791,888	249,124	233,074	166,250	49,379	(122,174)
CIP0212	Sustainability/Resiliency Program	4,710,000	1,814,387	-	-	-	1,759,819	-	-	20,997	19,644	14,012	4,162	(4,246)
CIP0213	Capital Program Development Support	28,881,000	21,015,129	-	-	-	9,535,741	-	-	3,090,104	2,891,021	2,062,138	612,490	980,291
CIP0231	Good Luck Road Facility	0	(89,913)	-	-	-	-	-	-	-	-	-	-	(89,913)
CIP0270	Capital Delivery Program Support	34,855,000	29,763,786	-	-	-	27,243,885	-	-	(96,133)	(89,940)	(64,153)	(19,055)	1,956,001
CIP0273	Support Facility Rehabilitation	4,240,000	2,236,525	-	-	-	-	-	1,740,006	105,500	98,703	70,404	20,811	208,018
CIP0277	Supply Chain Modernization	1,760,000	0	-	-	-	-	-	-	-	-	-	-	-
CIP0324	Capital Program Financial Support	3,100,000	4,490	-	-	-	4,490	-	-	-	-	-	-	-
CIP0335	Office Consolidation - District of Columbia	17,686,080	15,746,269	-	-	-	-	-	17,998,886	-	-	-	-	(576,400)
CIP0336	Facility Energy Management Upgrades	0	0	-	-	-	-	-	-	-	-	-	-	-
CIP0337	Office Consolidation - Virginia	16,125,000	24,495,616	-	-	-	-	-	32,039,138	-	-	-	-	(414,168)
CIP0338	Office Consolidation - Maryland	5,539,000	5,278,830	-	-	-	-	-	1,907,166	-	-	-	-	3,371,663
CIP0339	Rail Station Emergency Egress Improvements	0	422,386	-	-	-	-	-	-	89,726	83,946	59,878	17,785	63,195
CIP0347	Accounting Capital Program Support	2,358,000	1,795,973	-	-	-	1,106,261	-	-	-	-	-	-	51,026
CIP0371	West Falls Church Development	500,000	0	-	-	-	-	-	-	-	-	-	-	-
CIP0373	Operations Control Center Improvements and Relocations	491,000	19,187,267	-	-	-	-	-	19,801,464	3,811	3,566	2,544	755	439,122
CIP0377	OCC Communications Strategy	0	(70,000)	-	-	-	-	-	-	-	-	-	-	(70,000)
CIP0378	Metro Strategic Plan Update	0	2,298,088	-	-	-	1,050,555	-	-	445,369	416,676	297,211	88,277	-
CIP0382	Content Management System Upgrade	2,109,000	847,278	-	-	-	847,278	-	-	-	-	-	-	-
CIP0385	Busines Improvement Projects - Non IT	1,500,000	222,181	-	-	-	222,181	-	-	-	-	-	-	-
CRB0005	Planning Support for the District of Columbia	997,000	966,205	-	-	-	-	552,380	-	-	-	-	-	(147,692)
CRB0009	Planning Support for Maryland Jurisdictions	931,000	891,202	-	-	-	-	524,452	-	-	-	-	-	352,463
CRB0018	Planning Support for Virginia Jurisdictions	993,000	831,337	-	-	-	-	582,483	-	-	-	-	-	(122,358)
CIP8034	Future Support Equipment Projects	500,000	10,040	-	-	-	-	-	-	-	-	-	-	-
Support Equipment/Services		202,787,660	164,825,974	0	1,085,473	0	57,874,036	1,659,315	87,992,110	5,096,148	4,767,825	3,400,844	1,010,108	6,373,851
Business and Operations Support Investments		323,318,766	227,614,556	0	1,085,473	0	71,053,841	1,659,315	116,932,606	14,683,937	13,737,913	9,799,121	2,910,504	(1,528,023)
Total Capital Program		2,209,907,331	1,404,902,601	294,795,236	39,310,057	7,041,317	90,944,681	18,511,242	650,031,474	65,787,774	61,549,346	43,902,559	13,039,800	21,181,747
¹ The actuals in this table and Table 2 vary slightly from those presented in pages 4-17 and Table 1 of this report, due to the exclusion of some accruals. ² Negative expenditures can be attributed to corrections to payroll or invoice expenses related to prior fiscal years. ³ Formula, PRIIA, and Other Federal columns include local match contributions. ⁴ Accruals are not assigned a fund source in the funds management system.														

TABLE 5: RECEIPT AND UTILIZATION OF JURISDICTIONAL CONTRIBUTIONS

JURISDICTION	FY2024 BUDGETED ALLOCATION	Q3 CAPITAL CONTRIBUTION BILLED	Q3 CAPITAL CONTRIBUTION PAID ^{1,7}	YTD CAPITAL CONTRIBUTION BILLED ^{1,7}	YTD CAPITAL CONTRIBUTION PAID ^{1,7}	YTD UTILIZATION OF JURISDICTION CAPITAL CONTRIBUTION
District of Columbia	\$106,179,334	\$26,544,833	\$26,544,833	\$80,377,755	\$80,377,755	\$54,274,375
Montgomery County	\$49,007,735	\$12,251,934	\$12,251,934	\$37,098,856	\$37,098,856	\$25,050,677
Prince George's County	\$50,534,504	\$12,633,626	\$12,633,626	\$38,254,620	\$38,254,620	\$25,831,097
Maryland Subtotal	\$99,542,239	\$24,885,560.0	\$24,885,560	\$75,353,475	\$75,353,475	\$50,881,774
City of Alexandria	\$13,356,885	\$3,339,221	\$3,339,221	\$10,111,161	\$10,111,161	\$6,827,473
Arlington County	\$24,064,919	\$6,016,230	\$6,016,230	\$18,217,144	\$18,217,144	\$12,300,967
City of Fairfax	\$749,872	\$187,468	\$187,468	\$567,653	\$567,653	\$383,303
Fairfax County	\$42,862,814	\$10,715,703	\$10,715,703	\$32,447,150	\$32,447,150	\$21,909,653
City of Falls Church	\$826,868	\$206,717	\$206,717	\$625,939	\$625,939	\$422,660
Loudoun County	\$5,680,292	\$1,420,073	\$1,420,073	\$4,299,981	\$4,299,981	\$2,903,524
Virginia Subtotal	\$87,541,649	\$21,885,412.0	\$21,885,412	\$66,269,028	\$66,269,028	\$44,747,580
Federal Formula Match & System Performance Subtotal	\$293,263,223	\$73,315,805	\$73,315,805	\$222,000,259	\$222,000,259	\$149,903,728
District of Columbia	\$49,500,000	\$12,375,000	\$12,375,000	\$37,125,000	\$37,125,000	\$6,554,975
State of Maryland	\$49,500,000	\$12,375,000	\$12,375,000	\$37,125,000	\$37,125,000	\$6,554,975
Commonwealth of Virginia	\$49,500,000	\$12,375,000	\$12,375,000	\$37,068,951	\$37,068,951	\$6,545,079
State and Local PRIIA Subtotal	\$148,500,000	\$37,125,000	\$37,125,000	\$111,318,951	\$111,318,951	\$19,655,029
District of Columbia	\$997,000	\$249,250	\$249,250	\$754,729	\$754,729	\$552,380
Montgomery County	\$458,360	\$114,590	\$114,590	\$346,979	\$346,979	\$131,729
Prince George's County	\$472,640	\$118,160	\$118,160	\$357,788	\$357,788	\$135,833
Maryland Subtotal	\$931,000	\$232,750	\$232,750	\$704,767	\$704,767	\$524,452
City of Alexandria	\$151,509	\$37,877	\$37,877	\$114,692	\$114,692	\$110,139
Arlington County	\$272,973	\$68,243	\$68,243	\$206,640	\$206,640	\$198,435
City of Fairfax	\$8,506	\$2,126	\$2,126	\$6,439	\$6,439	\$6,183
Fairfax County	\$486,199	\$121,549	\$121,549	\$368,053	\$368,053	\$353,440
City of Falls Church	\$9,379	\$2,345	\$2,345	\$7,100	\$7,100	\$6,818
Loudoun County	\$64,433	\$16,108	\$16,108	\$48,775	\$48,775	\$46,839
Virginia Subtotal	\$992,999	\$248,248	\$248,248	\$751,699	\$751,699	\$582,483
Project Planning Subtotal	\$2,920,999	\$730,248	\$730,248	\$2,211,195	\$2,211,195	\$1,659,315
District of Columbia²	\$178,500,000	\$0	\$0	\$89,250,000	\$89,250,000	\$49,657,147
State of Maryland	\$167,000,000	\$40,915,000	\$40,915,000	\$126,085,000	\$126,085,000	\$70,151,500
Commonwealth of Virginia - Non-Restricted	\$122,900,000	\$8,162,372	\$8,162,372	\$67,673,775	\$67,673,775	\$37,652,511
Commonwealth of Virginia - Restricted ³	\$31,600,000	\$30,462,628	\$30,462,628	\$48,201,225	\$48,201,225	\$26,818,323
Commonwealth of Virginia Subtotal⁴	\$154,500,000	\$38,625,000	\$38,625,000	\$115,875,000	\$115,875,000	\$64,470,833
Dedicated Funding Subtotal⁵	\$500,000,000	\$79,540,000.0	\$79,540,000	\$331,210,000	\$331,210,000	\$184,279,480
Silver Line (MWAA)	\$7,900,000	\$0	\$0	\$0	\$0	\$0
Potomac Yard (City of Alexandria)	\$12,600,000	\$0	\$0	\$0	\$0	\$0
Purple Line (State of Maryland)	\$9,700,000	\$0	\$0	\$0	\$0	\$0
Congestion Mitigation and Air Quality (Commonwealth of Virginia)	\$900,000	\$0	\$0	\$0	\$0	\$0
Other	\$0	\$0	\$0	-	\$0	\$0
Reimbursable and CMAQ Total⁶	\$31,100,000	\$0	\$0	\$0	\$0	\$0
Total Jurisdictional Contributions	\$975,784,222	\$190,711,053	\$190,711,053	\$666,740,405	\$666,740,405	\$355,497,552

1. Excludes Interest credits.

2. The District of Columbia is scheduled to pay Dedicated Funding biannually in the second and fourth quarters.

3. Commonwealth of Virginia - Restricted funding represents amounts remitted from the restricted fund sources.

4. The Commonwealth of Virginia makes dedicated funding payments monthly in arrears.

5. As of 12/31/23, bank balances were \$0.00 for the District of Columbia, \$6,281,278.39 for Maryland, \$10,579,301.76 for VA Restricted, and \$0.00 for VA Non-Restricted.

6. These programs are not billed in the quarterly billing process.

7. This table represents the funding associated with expenses that are accounted for in FY24. Additional expenses from previous FYs have been funded by some of these fund sources.

TABLE 6: CAPITAL BUDGET ADJUSTMENTS

PCR #	Action Type	Date	CIP #	CIP Name	FY2024 Action	Outyears (FY2025-2029) Action	Total	Primary Reason for Change	Comments
Amendments									
	Amendment	Jun-23	CRB0013	Potomac Yard Station	4,400,000		4,400,000	Cost	Amendment approved by the Board to increase Potomac Yard budget due to changes in scope.
Total					4,400,000		4,400,000		
Administrative and Reprogramming									
362	Reprogramming	Jul-23	CIP0242	Rail System Drainage Rehabilitation Program	750,000		750,000	Scope	Initiates a new capital project to install temporary pumps and pipes for the drainage pump stations at Van Ness and Judiciary Square.
363	Reprogramming	Jul-23	CIP0294	Bridge Rehabilitation Program	1,000,000	(1,000,000)		Schedule	Accelerates budget to continue PM/CM support and permitting support for Trestle Bridge Demolition at Foundry Branch, Walhonding Lane, and Wilson Lane.
366	Reprogramming	Jul-23	CIP0136	Radio Infrastructure Replacement	2,300,000		2,300,000	Scope	Adds scope to radio program to purchase 250 mobile radio for vehicles.
368	Reprogramming	Jul-23	CIP0375	Shaft Structural Rehabilitation	715,000		715,000	Scope	Initiates new capital project to assess fall protection systems in shafts.
377	Reprogramming	Jul-23	CIP0002	Bus Onboard Location Equipment and Software Program	66,000	15,348,000	15,414,000	Schedule	Adjusts cash flow and increases budget for the replacement of Metrobus onboard location equipment and related software.
381	Reprogramming	Jul-23	CIP8030	Future Information Technology Projects	960,000	(2,630,000)	(1,670,000)	Schedule	Accelerates budget to start the consolidated Call Center Interactive Voice Response implementation.
383		Jul-23	CIP0279	Railyard Shop Equipment Replacement	2,200,000	2,200,000	4,400,000	Scope	Initiates a new capital project to upgrade railcar hoists at Greenbelt.
389	Reprogramming	Jul-23	CIP0043	Bus and Rail Scheduling and Operation Software Improvements	540,000	260,000	800,000	Schedule	Accelerate budget to start Forms Digitization and Process Automation in FY24.
398	Reprogramming	Jul-23	CIP0151	Rail Station Cooling Rehabilitation Program	200,000		200,000	Schedule	Accelerates and increases budget to start Cleveland Park Chiller Plant Sound Treatment in FY24.
398	Reprogramming	Jul-23	CIP8016	Future Platforms and Structures		(123,000)	(123,000)	Schedule	Accelerates budget to start Cleveland Park Chiller Plant Sount Treatment in FY24.
399	Administrative	Jul-23	CIP0059	8000-Series Railcar				Scope	Adds scope to the 8000 Series Railcars for open gangways and aluminum carshells.
396	Administrative	Jul-23	CIP0145	Facility Security Monitoring Equipment	75,000		75,000	Cost Estimate	Aligns the FY2024 Capital Program Budget with previously approved PCR #320.
396	Administrative	Jul-23	CIP0241	Flood Resiliency Infrastructure Upgrades	1,125,000		1,125,000	Cost Estimate	Aligns the FY2024 Capital Program Budget with previously approved PCR #211.
396	Administrative	Jul-23	CIP0254	Bus Priority Program Development	275,000	(449,000)	(174,000)	Cost Estimate	Aligns the FY2024 Capital Program Budget with previously approved PCR #332.
396	Administrative	Jul-23	CIP0256	7000-Series Railcars	505,000		505,000	Cost Estimate	Aligns the FY2024 Capital Program Budget with previously approved PCR #347.
396	Administrative	Jul-23	CIP0272	Digital Display and Wayfinding Improvements	18,320,000	110,000	18,430,000	Cost Estimate	Aligns the FY2024 Capital Program Budget with previously approved PCRs #340 and #358.
396	Administrative	Jul-23	CIP0277	Supply Chain Modernization	1,760,000	(1,000,000)	760,000	Cost Estimate	Aligns the FY2024 Capital Program Budget with previously approved PCR #342.
396	Administrative	Jul-23	CIP0337	Office Consolidation - Virginia	3,318,000		3,318,000	Cost Estimate	Aligns the FY2024 Capital Program Budget with previously approved PCR #360.

Note: All figures are preliminary and unaudited; chart and table totals may not sum due to independent rounding.

TABLE 6: CAPITAL BUDGET ADJUSTMENTS

PCR #	Action Type	Date	CIP #	CIP Name	FY2024 Action	Outyears (FY2025-2029) Action	Total	Primary Reason for Change	Comments
396	Administrative	Jul-23	CIP0348	Aerial Structure Rehabilitation	10,789,000		10,789,000	Cost Estimate	Aligns the FY2024 Capital Program Budget with previously approved PCR #353.
396	Administrative	Jul-23	CIP0379	D&E Railcar Acquisition	1,000,000		1,000,000	Cost Estimate	Aligns the FY2024 Capital Program Budget with previously approved PCR #356.
396	Administrative	Jul-23	CIP8019	D&E Passenger Facility Improvements		(910,000)	(910,000)	Cost Estimate	Aligns the FY2024 Capital Program Budget with previously approved PCR #211 and reassigns PID10303 from CIP8019 to CIP0241.
396	Administrative	Jul-23	CIP0355	Zero Emission Bus Acquisition and Evaluation	1,900,000		1,900,000	Cost Estimate	Aligns the FY2024 Capital Program Budget with previously approved PCR #334 and reassigns PID11859 from CIP8021 to CIP0355.
362, 363, 366, 368, 377, 381, 383, 389.	Reprogramming	Jul-23	CIP0247	Emerging Needs and Emergency Construction	(47,798,000)	(11,806,000)	(59,604,000)		Uses emerging System Rehabilitation to support a newly identified need.
361	Administrative	Aug-23	CIP0246	General Engineering	(8,353,000)		(8,353,000)	Scope	Reassigns scope for bridge inspections from CIP0246 to CIP0294.
361	Administrative	Aug-23	CIP0294	Bridge Rehabilitation Program	9,853,000		9,853,000	Scope	Reassigns scope for bridge inspections from CIP0246 to CIP0294 and increases budget to support additional bridge inspection scope.
376	Reprogramming	Aug-23	CIP0145	Facility Security Monitoring Equipment Program	4,600,000		4,600,000	Scope	Initiates new capital project to install platform end gate cameras at 42 stations.
390	Reprogramming	Aug-23	CIP0258	Station and Tunnel Fire Alarm Rehabilitation	1,050,000	110,000	1,160,000	Scope	Initiates a new capital project and advances designs to replace fire doors at Forest Glen Station.
391	Administrative	Aug-23	CIP8029	D&E Information Technology Improvements	(2,109,000)	(14,091,000)	(16,200,000)	Scope	Reassigns scope for customer-facing digital technology demonstration to CIP0382.
391	Administrative	Aug-23	CIP0382	Digital Signage Hardware and Software	2,109,000	14,091,000	16,200,000	Scope	Reassigns scope from CIP8029 and uses available budget to support a customer-facing digital technology demonstration.
401	Reprogramming	Aug-23	CIP0150	Support Facility Fire System Rehabilitation	930,000	(930,000)		Schedule	Accelerates budget to configure and install a new fire alarm in the Grosnevior Parking Garage. There is not change to total budget.
402	Reprogramming	Aug-23	CIP0219	Rail Station Lighting Improvements	(30,000,000)	30,000,000		Schedule	Adjusts cashflow for Station Platform Edge Lighting Replacement. There is no change to total budget.
403	Administrative	Aug-23	CIP0063	Rail Vehicle Scheduled Maintenance Program	(2,000,000)		(2,000,000)	Cost Estimate	Reassigns scope for Automic Wayside Inspection System (AWIS) from CIP0063 to CIP0067.
403	Administrative	Aug-23	CIP0067	Rail Vehicle Safety & Reliability Improvements	2,000,000		2,000,000	Cost Estimate	Reassigns scope for Automic Wayside Inspection (AWIS) from CIP0063 to CIP0067.
405	Reprogramming	Aug-23	CIP8011	D&E Fixed Rail Improvements	267,000		267,000	Scope	Adds scope to advance Turnout Frog Alternative Design.
407	Reprogramming	Aug-23	CIP0269	Asset Management Software	752,000	(752,000)		Schedule	Accelerates budget for staff augmentation to finish Bus maintenance module in the asset management system. There is no change to total budget.
408	Reprogramming	Aug-23	CIP0272	Digital Display and Wayfinding Improvements	7,000,000		7,000,000	Cost Estimate	Increases budget for Passenger Information Display upgrades at Metro Center, Gallery Place, and L'enfant Plaza stations.

Note: All figures are preliminary and unaudited; chart and table totals may not sum due to independent rounding.

TABLE 6: CAPITAL BUDGET ADJUSTMENTS

PCR #	Action Type	Date	CIP #	CIP Name	FY2024 Action	Outyears (FY2025-2029) Action	Total	Primary Reason for Change	Comments
410	Reprogramming	Aug-23	CIP8019	D&E Passenger Facility Improvements	270,000	(270,000)		Schedule	Accelerates budget to start Silver Line Phase 1 Signage Condition Assessment Survey in FY24.
411	Reprogramming	Aug-23	CIP0127	Transit Police Support Equipment	1,110,000		1,110,000	Schedule	FY23 to FY24 cashflow adjustment for MTPD Body Cameras. There is no change to total project cost.
412	Reprogramming	Aug-23	CIP8030	Future Information Technology Projects	1,000,000	(750,000)	250,000	Schedule	Accelerates and increases budget to start Applicant Tracking System Implementation.
415	Reprogramming	Aug-23	CIP8013	D&E Track Structures Improvements	195,000		195,000	Schedule	FY23 to FY24 cashflow adjustment for Blue/Orange/Silver Corridor Capacity and Reliability Improvement Study. There is no change to total project cost.
420	Reprogramming	Aug-23	CIP0197	Support Facility Improvements	750,000		750,000	Schedule	Accelerates and increases budget to start implementation of Shepherd Parkway Exhaust Fan Access.
361, 376, 390, 401, 402, 405, 407, 408	Reprogramming	Aug-23	CIP0247	Emergency Construction and Emerging Needs Program	10,576,000	(27,408,000)	(16,832,000)		Uses emerging System Rehabilitation to support a newly identified need.
Sep-23								No reprogramming actions approved in September 2023.	
380	Reprogramming	23-Oct	CIP0331	Enterprise Resource Planning Software Replacement	10,150,000		10,150,000	Cost	Increases budget for staff support within Enterprise Resource Planning (ERP) Replacement.
387	Reprogramming	23-Oct	CIP0380	CBTC Strategic Program Implementation Plan Development	3,070,000	10,230,000	13,300,000	Schedule	Accelerates and increases budget for CBTC Strategic Program Implementation Plan. Scope for signaling system strategic program reassigned from CIP0251 to CIP0380.
387	Reprogramming	23-Oct	CIP0251	Automatic Train Control State of Good Repair		-7,346,000	-7,346,000	Schedule	Accelerates budget for CBTC Strategic Program Implementation Plan. Scope for signaling system strategic program is reassigned from CIP0251 to CIP0380.
409	Reprogramming	23-Oct	CIP0255	Fare Collection Modernization	6,803,000		6,803,000	Cost	Increases budget for the Farebox Replacement Project to purchase additional fare validators to support system-wide all door boarding.
416	Administrative	23-Oct	CIP8030	Future Information Technology Projects		-450,000	-450,000	Scope	Reassigns scope for labor management case system from CIP8030 to CIP0385.
416	Reprogramming , Administrative	23-Oct	CIP0385	Labor and Employee Relations Case Management	500,000		500,000	Schedule	Accelerates and increases budget to implement the Labor and Employee Relations Case Management System in FY24. Also reassigns scope for labor management case system from CIP8030 to CIP0385.
421	Reprogramming	23-Oct	CIP0284	Railyard Facility and Site Rehabilitation	200,000		200,000	Scope	Adds project scope for Greenbelt Yard Paint Shop Sewage Lift Station Design.
423	Reprogramming	23-Oct	CIP0221	Bus Customer Facility Improvements	1,335,000		1,335,000	Scope	Initiates a new capital project to demonstrate standalone and pole mounted bus stop seats at bus stops without shelters.
426, 430	Reprogramming	23-Oct	CIP0272	Digital Display and Wayfinding Improvements	250,000		250,000	Scope	Initiates a new capital project to repair or replace vandalized digital advertising displays and capital project to repair the bus loop at Friendship Heights station.
427	Reprogramming	23-Oct	CIP0073	Escalator Rehabilitation Program	-5,400,000		-5,400,000	Scope	Reprograms available budget for replacement escalators at Navy Yard.

Note: All figures are preliminary and unaudited; chart and table totals may not sum due to independent rounding.

TABLE 6: CAPITAL BUDGET ADJUSTMENTS

PCR #	Action Type	Date	CIP #	CIP Name	FY2024 Action	Outyears (FY2025-2029) Action	Total	Primary Reason for Change	Comments
427	Reprogramming	23-Oct	CIP0185	Escalator Replacement Program		13,907,000	13,907,000	Scope	Adds scope for replacement escalators at Navy Yard.
429	Reprogramming	23-Oct	CIP0384	Microsoft Environment Modernization and Transformation	1,760,000	880,000	2,640,000	Scope	Initiates capital project to modernize Metro's Microsoft digital ecosystem.
431	Reprogramming	23-Oct	CIP0007	Bus Closed Circuit Television Replacement Program	-12,000,000	12,000,000		Schedule	Adjusts cashflow for Metrobus Camera Replacement. There is no change to total budget.
431	Reprogramming	23-Oct	CIP0010	Environmental Compliance Program	-5,000,000	5,000,000		Schedule	Adjusts cashflow for Pollution Prevention at Alexandria and Shady Grove Yards, as well as New Hampshire Avenue Chiller Plant Groundwater Treatment. There is no change to total budget.
433	Reprogramming	23-Oct	CIP0242	Rail System Drainage Rehabilitation Program	975,000	-975,000		Schedule	Accelerates budget for temporary drainage pump stations at Friendship Heights and Forest Glen and drainage pump station design replacement at Friendship Heights, Forest Glen, Van Ness, Judiciary Square, Gallery Place, and Fort Totten.
380, 387, 409, 416, 421, 423, 426	Reprogramming	23-Oct	CIP0247	Emergency Construction and Emerging Needs Program	-2,643,000	-33,246,000	-35,889,000	Scope	Uses emerging System Rehabilitation to support a newly identified need.
Nov-23								No reprogramming actions approved in November 2023.	
Dec-23								No reprogramming actions approved in December 2023.	
384	Reprogramming	Jan-24	CIP0039	System Planning and Development	1,560,000		1,560,000	Scope	Adds Scope to Bus Network Redesign to support an accelerated period of performance and additional communications outreach/coordination.
435	Reprogramming	Jan-24	CIP0102	Police District III Substation	3,500,000	(103,000)	3,397,000	Schedule	Alters cashflow for MTPD District 3 Substation Construction. No change to total project cost.
436	Administrative	Jan-24	CIP0273	Support Facility Rehabilitation				Cost Estimate	Adds budget for LED lighting at Railyards. No change to total project cost.
438	Reprogramming	Jan-24	CIP0132	Escalator and Elevator Overhaul Program	5,500,000	6,850,000	12,350,000	Scope	Initiates capital project to remediate elevator and escalator water intrusion.
445	Administrative	Jan-24	CIP0384	Small IT Projects	1,995,000	370,000	2,365,000	Scope	Reassigns Public Participation Management System Enhancement and Consolidated Contact Center projects to CIP0384 from CIP8030.
445	Administrative	Jan-24	CIP0385	Business Improvement Projects - Non-IT	1,000,000	750,000	1,750,000	Scope	Reassigns Applicant Tracking System project to CIP0385 from CIP8030.
445	Administrative	Jan-24	CIP8030	Future Information Technology Projects	(2,995,000)	(1,120,000)	(4,115,000)	Scope	Reassigns the Public Participation Management System Enhancement and Consolidated Contact Center projects from CIP8030 to CIP0384, and the Applicant Tracking System project from CIP8030 to CIP0385.
450	Reprogramming	Jan-24	CIP0059	8000-Series Railcars	(15,000,000)	15,000,000		Schedule	Adjusts cashflow for 8000 Series Railcars. There is no change to total budget.
450	Reprogramming	Jan-24	CIP0256	7000-Series Railcars	(10,000,000)	10,000,000		Schedule	Adjusts cashflow for 7000 Series Railcars. There is no change to total budget.
452	Administrative	Jan-24	CIP0007	Bus Closed Circuit Television Replacement Program	(200,000)		(200,000)	Scope	Realigns work under CIP0007 to CIP0386.

Note: All figures are preliminary and unaudited; chart and table totals may not sum due to independent rounding.

TABLE 6: CAPITAL BUDGET ADJUSTMENTS

PCR #	Action Type	Date	CIP #	CIP Name	FY2024 Action	Outyears (FY2025-2029) Action	Total	Primary Reason for Change	Comments
452	Administrative	Jan-24	CIP0145	Facility Security Monitoring Equipment Program	(1,000,000)		(1,000,000)	Scope	Realigns work under CIP0145 to CIP0386.
452	Administrative	Jan-24	CIP0067	Rail Vehicle Safety and Reliability Improvements	(1,108,000)		(1,108,000)	Scope	Realigns work under CIP0067 to CIP0386.
452	Administrative	Jan-24	CIP0386	Enterprise Video Operations and Security Program	2,308,000		2,308,000	Scope	Realigns work under CIP007, CIP0145, and CIP0067 to CIP0386.
384, 435, 438, 450	Reprogramming	Jan-24	CIP0247	Emergency Construction and Emerging Needs Program	14,440,000	(31,747,000)	(17,307,000)		Uses emerging System Rehabilitation to support a newly identified need.
Feb-24								No reprogramming actions approved in February 2024.	
425	Reprogramming	Mar-24	CIP0284	Railyard Facility and Site Rehabilitation	600,000	11,738,000	12,338,000	Scope	Adds scope to West Falls Church Yard Cable Trough and Switch Rehab for additional labor and back end switch room and upgrades to the yard control tower.
441	Reprogramming	Mar-24	CIP0376	Western Bus Garage Replacement	2,200,000		2,200,000	Scope	Adds project scope for predevelopment activities, site security, and maintenance.
446	Reprogramming	Mar-24	CIP8029	D&E Information Technology Improvements	1,666,000	234,000	1,900,000	Scope	Initiates a capital project to implement a tool for Attack Surface Identification and Management to reduce cybersecurity risk.
455	Reprogramming	Mar-24	CIP0284	Railyard Facility and Site Rehabilitation	2,000,000	600,000	2,600,000	Scope	Initiates a capital project to prepare Sheriff Road Facility for HVAC repair operations.
456	Administrative	Mar-24	CIP0010	Environmental Compliance Program			0	Scope	Initiates capital project to assess and characterize tunnel dust samples.
457	Reprogramming	Mar-24	CIP0150	Support Facility Fire System Rehabilitation	1,800,000	(1,800,000)	0	Schedule	Accelerates budget for CNG Detection System Replacement at Four Mile Run.
464	Reprogramming	Mar-24	CIP0099	Joint Development Program Support	475,000	1,425,000	1,900,000	Scope	Adds scope for joint development outside counsel.
466, 479	Reprogramming	Mar-24	CIP0330	Information Technology Data Center	(250,000)	1,546,000	1,296,000	Scope	Supports centralized platform to interface with public cloud environments and will support CTF data center transition to the cloud; uses available budget to advance migrating employee timekeeping system to the cloud.
471	Reprogramming	Mar-24	CIP0337	Office Consolidation - Virginia		(10,000,000)	(10,000,000)	Cost Estimate	Reduces total project cost for VA office consolidation.
479	Reprogramming	Mar-24	CIP0259		250,000	2,750,000	3,000,000	Scope	Adds scope to migrate employee timekeeping system to the cloud.
479	Reprogramming	Mar-24	CIP0342	Information Technology Hardware State of Good Repair		(2,750,000)	(2,750,000)	Scope	Uses available budget to advance a new need.
425, 441, 446, 455, 457, 460	Reprogramming	Mar-24	CIP0247	Emergency Construction and Emerging Needs Program	(8,741,000)	(3,743,000)	(12,484,000)		Uses emerging System Rehabilitation to support a newly identified need.
Total					-	-	-		

Action Type Definitions

Amendments: actions approved by the Board of Directors modifying the CIP.

Administrative: actions taken for internal tracking or management purposes.

Reprogramming: a change to the scope, schedule, or six-year total cost of the project.

Cash Flow Management: a change between years of the six-year program that results in no net cost change to the project.

Note: All figures are preliminary and unaudited; chart and table totals may not sum due to independent rounding.

TABLE 7: PROCUREMENT ACTIONS

Date	CIP	Contract Number	Description	Vendor	Action Type	Amount
12/20/2023	CIP0253	FIRPG211191	Traction Power	C3M Power Systems	Modification	79,000
1/3/2024	CIP0102	FQ16036-22-001	MTPD District III Substation Morgan Blvd Waterproofing of Perimeter Walls Scope change and Design Revision	Potomac Construction	Modification	228,527
1/4/2024	N/A	CIT01244057	Faregate Control System and Station Terminal Dock	Mirantis	RFP	230,263
1/4/2024	CIP0213	FQ15190D	Staff Augmentation Services for Business Case Development	WSP	Modification	-
1/4/2024	CIP0253	FQ18050-A	Cable Supply - IDIQ Category (A) Traction Power Cables Overages	Prysmian Group	Task Order	6,027
1/8/2024	N/A	CQ18113	6-Month Contract Extension	Sedgwick Claims Management Services, Inc.	Modification	1,394,716
1/8/2024	CIP0331	F20101_SS_23_T001	ERP Backfill Staff Augmentation	Networking for Future, Inc.	Modification	(308,736)
1/10/2024	CIP0348	21-FQ18033-ENGA-C	Engineering Support for Construction Phase Services and Bid Support	PTGC	Modification	99,980
1/10/2024	CIP0370	FQ19172-PICO-001	Structural Package B (17 Bridge Bid/Construction Phase Services)	GNFL	Modification	(256,149)
1/10/2024	CIP0331	F20101_SS	ERP Backfill Staff Augmentation (Multiple Awards)	Susan Fitzgerald & Associates, Inc.	Task Order	654,106
1/11/2024	CIP0270	CPFCM244042	Encoding Add-In Subscription	Windham's Tech Firm, Inc.	RFP	1,997
1/11/2024	CIP0332	C20088B	2024 January Weekend Shutdown/Shuttle Bus Service	Yankee Line	Task Order	1,621,350
1/12/2024	CIP0063	FCMNT 233236-NS	Overhaul of 7K Vital Relays	RDG LLC	Modification	-
1/13/2024	CIP0063	FCMNT 233236-NS	Overhaul of 7K Vital Relays	RDG LLC	Modification	165,750
1/16/2024	CIP0273	FATOC222351	Cobra Head Lights at 4 Non-Revenue Locations	Aldridge Electric, Inc.	Task Order	338,369
1/17/2024	CIP0376	FQ19273	Lord and Taylor Building Repairs	ADP Consultants, Inc.	Task Order	99,450
1/22/2024	CIP0220	CBPLN244012	Metrobus Operations Facilities Planning Study	Vannasse Hangen Brustlin, Inc. (VHB)	RFP	406,596
1/22/2024	CIP0273	CARCH244168	FM Systems	FM Systems Group, LLC	RFP	119,200
1/23/2024	CIP0136	FSSRP244134	PCTEL IBflex Radio System Tester/Scanner	Graybar Electric	IFB	70,844
1/23/2024	N/A	CQ18114	Compliance Inspections & Testing Services for UST's - IDIQ [MOD #1] Period of Performance Extension No cost \$ -0- New Expiration date June 30, 2024	Total Environmental Concepts, Inc.	Modification	-
1/23/2024	CIP0247	FQ19273	Branch Ave Speed Humps and Ft Totten Fencing	ADP Consultants, Inc.	Task Order	86,565

Note: All figures are preliminary and unaudited; chart and table totals may not sum due to independent rounding.

TABLE 7: PROCUREMENT ACTIONS

Date	CIP	Contract Number	Description	Vendor	Action Type	Amount
1/24/2024	CIP0258	FQ19172-ARCH-004	Fire Door Shutter at Forest Glen Metrorail Station Design	CSI Engineering, P.C.	IFB	487,784
1/24/2024	CIP0102	FQ16036-22-001	MTPD District III Substation Morgan Blvd Curb and Sidewalk Modification and Skylight Replacement	Potomac Construction	Modification	185,000
1/24/2024	CIP0102	FQ16036-22-001	MTPD District III Substation Morgan Blvd Additional Exterior Work and Time Extension	Potomac Construction	Modification	135,766
1/24/2024	CRB0013	20-FQ18033-NNRF-0	Potomac Yard Infill Station Staff Augmentation	GNFL	Modification	770,884
1/25/2024	CIP0063	C20140	CMNT Misc. Inventory Parts	Schaltbau North America Inc.	Option	-
1/26/2024	CIP0255	FQ16036	FQ16036-21-005 PICO 4285 Mod 1 Metal Extensions Various Locations	Signature Renovations, LLC	Modification	308,000
1/26/2024	CIP0010	21-FQ19172-FACL-0	Design for Replacement of Sloped Landscape Areas Project	GNFL	Modification	(275,953)
1/26/2024	N/A	F20101_SS_21_T00C	No Cost Modification to Change Services to Remove Database Support to Service Now Support	DMI, Inc.	Modification	-
1/29/2024	CIP0342	CIT01233567	Additional staffing from Task Order 01	Computer Aid Inc.	Task Order	751,554
1/30/2024	CIP0331	F20101_SS	ERP Backfill Staff Augmentation (Multiple Awards)	Susan Fitzgerald & Associates, Inc.	Task Order	411,226
1/31/2024	CIP0272	FATOC222351	Telephone Replacement and Displays at 27 Passenger Stations	C3M Power Systems LLC	Task Order	1,158,260
2/1/2024	CIP0253	FRBIR244026-A	Cable Supplies - IDIQ Category (A) Traction Power Cables	Prysmian Group Specialty Cables, LLC	IFB	10,000
2/1/2024	CIP0253	FRBIR244026-B	Cable Supplies - IDIQ Category (B) Power Cables	Prysmian Group Specialty Cables, LLC	IFB	10,000
2/1/2024	CIP0253	FRBIR244026-C	Cable Supplies - IDIQ Category (C) Fiber Optic Cables	Anixter, Inc.	IFB	10,000
2/1/2024	CIP0253	FRBIR244026-F	Cable Supplies - IDIQ Category (F) ATC Cables	Prysmian Group Specialty Cables, LLC	IFB	10,000
2/1/2024	CIP0253	FRBIR244026-G	Cable Supplies - IDIQ Category (G) ATC Cables	Prysmian Group Specialty Cables, LLC	IFB	10,000
2/1/2024	N/A	0000000171	Bulk Salt - Authority Wide	Morton Salt, Inc.	Option	42,255
2/2/2024	CIP0015	FQ19235	Mobile Data Terminals	Trapeze	Option	598,404
2/5/2024	CIP0279	FCMNT233700-ER	Greenbelt Shallow Pit Car Hoist Systems Upgrade	Whiting Corp.	RFP	4,162,130
2/5/2024	CIP0255	CQ19016	Farebox System Integration	Cubic	Option	1,088,959
2/6/2024	CIP005	FQ19213	Torque Wrench Repair and Replacement	Snap-On	Option	106,552
2/7/2024	CIP0247	FQ16036-22-007	PICO 3976 Additional Concrete Repair to Replace Riser Pipes Vienna Garage	Signature Renovations, LLC	Modification	21,412
2/7/2024	CIP0348	FIRPG211113	PICO 4168 Structural Package A	W.M. Schlosser	Modification	8,664

Note: All figures are preliminary and unaudited; chart and table totals may not sum due to independent rounding.

TABLE 7: PROCUREMENT ACTIONS

Date	CIP	Contract Number	Description	Vendor	Action Type	Amount
2/8/2024	CIP0009	CSVMT233032-SV	Service Vehicle Purchase Mod to Add Cameras	Lindsay Ford	Modification	10,374
2/8/2024	CIP0221	CCSCM211074	Friendship Heights Bus Loop	Sharp & Company, Inc.	Task Order	14,849
2/9/2024	CIP0270	FQ2024A	Architectural/Engineering Services for Program Management/Construction Management	AECOM / STV Joint Venture	RFP	50,000
2/9/2024	CIP0270	FQ2024B	Architectural/Engineering Services for Program Management/Construction Management	Burns Engineering	RFP	50,000
2/9/2024	CIP0270	FQ2024DHRKJV	Architectural/Engineering Services for Program Management/Construction Management	RK&K / Delon Hampton & Associates Char	RFP	50,000
2/9/2024	CIP0270	FQ2024E	Architectural/Engineering Services for Program Management/Construction Management	EXP U.S. Services	RFP	50,000
2/9/2024	CIP0270	FQ2024GF	Architectural/Engineering Services for Program Management/Construction Management	Gannett Fleming	RFP	50,000
2/9/2024	CIP0270	FQ2024H	Architectural/Engineering Services for Program Management/Construction Management	HNTB	RFP	50,000
2/9/2024	CIP0270	FQ2024HAT	Architectural/Engineering Services for Program Management/Construction Management	Hatch-Urban Engineers Joint Venture	RFP	50,000
2/9/2024	CIP0270	FQ2024HDR	Architectural/Engineering Services for Program Management/Construction Management	HDR Engineering Inc	RFP	50,000
2/9/2024	CIP0270	FQ2024J	Architectural/Engineering Services for Program Management/Construction Management	Jacobs Engineering Group	RFP	50,000
2/9/2024	CIP0270	FQ2024M	Architectural/Engineering Services for Program Management/Construction Management	Mott MacDonald	RFP	50,000
2/9/2024	CIP0270	FQ2024MJ	Architectural/Engineering Services for Program Management/Construction Management	M and J Engineering	RFP	50,000
2/9/2024	CIP0270	FQ2024N	Architectural/Engineering Services for Program Management/Construction Management	Network Rail Consulting	RFP	50,000

TABLE 7: PROCUREMENT ACTIONS

Date	CIP	Contract Number	Description	Vendor	Action Type	Amount
2/9/2024	CIP0270	FQ2024P	Architectural/Engineering Services for Program Management/Construction Management	Parsons	RFP	50,000
2/9/2024	CIP0270	FQ2024PG	Architectural/Engineering Services for Program Management/Construction Management	PGH Wong	RFP	50,000
2/9/2024	CIP0270	FQ2024W	Architectural/Engineering Services for Program Management/Construction Management	WSP	RFP	50,000
2/12/2024	N/A	CCMNT233251-ER	Machine Shop Equipment Maintenance	MX Industrial Distributors	RFP	36,138
2/13/2024	N/A	FQ19152	UPS Project - PO#4 for furnishing spare parts for the UPS project	Benning Power Electronics Inc.	Modification	31,266
2/13/2024	N/A	CPLNT233271	This MOD is the add funding to the PO #0000175219. This request is to utilize the cooperative Omni agreement for Sherman Williams paint and associated sundries. Most paint colors and textures used within the Authority are by Sherwin-Williams. The cooperative agreement will allow PLNT to purchase the necessary paints and other materials to perform the repair and replacement throughout the authority.	Sherwin Williams	Modification	70,000
2/13/2024	CIP0356	FIRPG211104	Tunnel Ventilation Pilot Project	Potomac Construction Co. LLC	Modification	250,000
2/15/2024	N/A	CTRST244144	Hand & Power Tools, and Equipment	Hilti, Inc.	COOP	500,000
2/20/2024	CIP0015	FACCS222218-SV	Ramp-Equipped Minivans	Sonny Merryman	RFP	33,275,807
2/20/2024	CIP0010	FQ19225	EMIH Consultant	KCI Technologies	Modification	775,658
2/20/2024	CIP0063	FCMNT211263	7K SMP Truck Overhaul Kits	Kawasaki Railcar, Inc.	Modification	4,067,644
2/20/2024	CRB0018	FQ15190D-22-PLAN-	Master Contract #FQ15190A A/E General Planning Services MATOC-IDIQ Task: Staff Augmentation PENTAGON CITY - D&E Feasibility Assessment MOD #1 - Extending Period of Performance / No cost	WSP USA, Inc.	Modification	-
2/22/2024	CIP0197	CIRPG211139	PICO 4399 - CTF Mechanical Systems Rehabilitation	W.M. Schlosser	Modification	-
2/27/2024	TBD	CCIMO244010	Procurement and Contract Management Staff Aug	Lumenor Consulting Group,	RFP	39,319,750
2/28/2024	CIP0005	FBMNT 244141	Paint Materials and Supplies for Buses	Albert Kemperle	IFB	633,285

Note: All figures are preliminary and unaudited; chart and table totals may not sum due to independent rounding.

TABLE 7: PROCUREMENT ACTIONS

Date	CIP	Contract Number	Description	Vendor	Action Type	Amount
2/29/2024	CIP0272	FQ18033-HNTB-CSC	Digital Signage Program Management Support	HNTB	Modification	-
2/29/2024	CIP0256	FQ16036	CTF Simulator Training Room B136	Signature Renovations	Modification	20,940
2/29/2024	CIP0253	FQ18050-A	Cable Supply - IDIQ Category (A) Traction Power Cables Overages	Prysmian Group	Task Order	6,603
2/29/2024	CIP0145	FRBIR222276	Electrician Labor Services And Scaffolding Orders-For-Services (OFS)	C3M Power Systems, LLC	Task Order	1,323,705
3/4/2024	N/A	CBTRA24005	Bus Stop Seating	Way Sine	IFB	570,000
3/4/2024	N/A	CIT01244079	RSA Archer Software & Services	Carahsoft Technology Corp	RFP	382,382
3/6/2024	CIP252	FQ19152	Add DC Connection for Uninterruptible Power Supplies (UPS) – UPS 62.5kVA to existing Contract for 30KVA & 100kVA, Training and Commissioning Support	Benning Power Electronics Inc.	Modification	8,351
3/6/2024	CIP0067	FQ18033-PRMT-000	Procurement Support Services for WMATA CO#06	HNTB	Modification	96,885
3/8/2024	CIP0035	FLAND244003-1	Bike Parking Equipment - Operations & Maintenance (Tasks #1, #2 & #3)	Chiaromonte Construction Company	RFP	1,498,490
3/8/2024	CIP0035	FLAND244003-2	Bike Parking Equipment - Operations & Maintenance Task #4: Management Task #5: Operations & Maintenance	Bikehub d/b/a Tranzito	RFP	3,588,629
3/8/2024	CIP8013	FQ18033-RIME-0001	A/E Services for Rail Infrastructure Maintenance and Engineering Support for Maintenance of Way Modernization CO#07	HNTB	Modification	-
3/11/2024	SCO0053	FIT01244213	Attack Surface Definition and Management ENGA-001_(Gannett Fleming) On-Call	Armis Federal, LLC. (Armis)	RFP	1,900,000
3/11/2024	CIP0152	FQ19172	Construction Phase Services and Bid Support	Gannett Fleming	Modification	(18,233)
3/12/2024	N/A	CENGA233563	Carahsft Technology Corp	DLT Solutions	RFP	737,903
3/14/2024	CIP0133	FQ17044	PICO 4243 FQ17044-19-031 Relocation of Cameras or related equipment	eVigilent, LLC	Modification	250,000
3/14/2024	CIP0246	FQ18033	ENGA-0021_Staff Augmentation for Architectural and Engineering CAD/BIM Support Services	PTG	Modification	4,155,740
3/20/2024	CIP0348	FIRPG211113	PICO 4305 - Structural Package A	W.M. Schlosser	Modification	982
3/20/2024	CIP0255	FQ16036	PICO 4194 FQ16036-21-005 New Barrier Design	Signature Renovations, LLC	Modification	165,000

Note: All figures are preliminary and unaudited; chart and table totals may not sum due to independent rounding.

TABLE 7: PROCUREMENT ACTIONS

Date	CIP	Contract Number	Description	Vendor	Action Type	Amount
3/20/2024	CIP0266	FQ19273	Bus Turn Out Facilities Rehabilitation HVAC Consolidated Construction & Engineering Task Order			147,720
3/21/2024	CIP0036	FQ18033-PRMT-000	Procurement Support Services for WMATA			
		CO#07		HNTB	Modification	457,003
3/21/2024	CIP0221	CCSCM211074	Permanent Bus Shelter Installations Phase 1 Outreach Teams	Sharp & Company, Inc.	Task Order	407,292
3/22/2024	CIP0252	FQ19152	– Furnish & Deliver Units for Uninterruptible Power Supplies (UPS) – UPS 62.5kVA to existing Contract for 30KVA & 100kVA, Training and Commissioning Support	Benning Power Electronics Inc.	Modification	2,263,058
3/22/2024	CIP0145	FQ16035	PICO 4392 FQ16036-23-006 Dulles Warehouse Security System	Signature Renovations, LLC	Modification	4,810
3/22/2024	CIP0348	FQ18033	ENGA-0017_Engineering Support for Construction Phase Services and Bid Support	PTG	Modification	(31,210)
3/25/2024	CIP0035	FQ10065	On-Call Planning Services "IDIQ-MATOC" Task: Bike & Ride Site Plan Development [Ratification: Task #15-FQ10065-PARK-05]	AECOM USA, Inc.	Modification	53,798
3/26/2024	CIP0005	F20155	Bus Polycarbonate Window Replacement Program	The Aftermarket Parts Company, LLC	Modification	1,110,553
3/26/2024	CIP0355	FQ19172	PLBT-001_Electric Bus Fire Hazard Analysis	AECOM	Modification	119,549
3/29/2024	CPLAN24014	CPLAN222056-KJC	Bus Planning Software - Option Year 2	Via Transportation Inc	Option	245,365