

**WASHINGTON  
METROPOLITAN AREA  
TRANSIT AUTHORITY**



# **FY2024 Quarter 3**

## **Appendix 1:**

## **Capital Program Project Pages**



**May 2024**

## TABLE OF CONTENTS

(CIP0002) Bus Onboard Location Equipment and Software Program .....	1
(CIP0004) Bus Maintenance Facility and Equipment State of Good Repair Program .....	3
(CIP0005) Bus Vehicle Rehabilitation Program .....	5
(CIP0006) Bus Fleet Acquisition Program .....	7
(CIP0007) Bus Closed Circuit Television Replacement Program .....	9
(CIP0009) Service Vehicle Acquisition Program .....	11
(CIP0010) Environmental Compliance Program .....	13
(CIP0015) MetroAccess Fleet Acquisition .....	15
(CIP0022) Track Structural Rehabilitation .....	17
(CIP0024) Track Rehabilitation Program .....	19
(CIP0025) Roadway Equipment and Vehicle Program .....	21
(CIP0026) Station/Tunnel Leak Mitigation .....	23
(CIP0029) Warehouse Storage Improvements.....	25
(CIP0030) Currency Processing Machines .....	27
(CIP0032) Fare Media Encoders.....	29
(CIP0033) Revenue Facility Equipment Replacement .....	31
(CIP0034) Revenue Collection Facility Rehabilitation.....	33
(CIP0035) Bicycle and Pedestrian Facility Rehabilitation.....	35
(CIP0036) Procurement Program Support .....	37
(CIP0039) System Planning and Development.....	39
(CIP0042) Asset Management Software Improvements.....	41
(CIP0043) Bus and Rail Scheduling and Operations Software Improvements.....	43
(CIP0049) Technology Improvements for Administrative Functions.....	45
(CIP0054) Customer Electronic Comms .....	47
(CIP0056) Rail Service Management Software Improvements .....	49
(CIP0059) 8000-Series Railcars.....	51
(CIP0063) Rail Vehicle Scheduled Maintenance Program.....	53
(CIP0067) Rail Vehicle Safety & Reliability Improvements.....	55
(CIP0072) Elevator Rehabilitation Program .....	57
(CIP0073) Escalator Rehabilitation Program.....	59
(CIP0074) Parking Access & Collection Equipment.....	61
(CIP0076) Rail System Power Upgrades .....	63
(CIP0084) Southern Ave Bus Garage.....	65
(CIP0086) Shepherd Pkwy Bus CNG Facility .....	67
(CIP0087) Station and Facility Restoration Program .....	69
(CIP0088) Station Entrance Canopy Installation .....	71
(CIP0099) Joint Development Program Support .....	73
(CIP0101) Internal Compliance Capital Management Support .....	75

(CIP0102) Police District III Substation .....	77
(CIP0106) Special Operations Division Facility.....	79
(CIP0127) Transit Police Support Equipment .....	81
(CIP0131) Capital Program Financing Support.....	83
(CIP0132) Escalator and Elevator Overhaul Program .....	85
(CIP0133) Train Detection and Warning System .....	87
(CIP0136) Radio Infrastructure Replacement.....	89
(CIP0139) Safety Audit Recommendations.....	91
(CIP0142) Rail Vehicle Preventive Maintenance .....	93
(CIP0143) Bus Vehicle Preventive Maintenance.....	95
(CIP0145) Facility Security Monitoring Equipment Program .....	97
(CIP0150) Support Facility Fire System Rehabilitation .....	99
(CIP0151) Rail Station Cooling Rehabilitation Program.....	101
(CIP0152) Parking Garage and Surface Lot Rehabilitation.....	103
(CIP0170) Facility Roof Rehabilitation and Replacement.....	105
(CIP0185) Escalator Replacement.....	107
(CIP0197) Support Facility Improvements .....	109
(CIP0204) Railcar Rooftop Access Platform .....	111
(CIP0210) Track Pollution Prevention.....	113
(CIP0212) Sustainability/Resiliency Program .....	115
(CIP0213) Capital Program Development Support .....	117
(CIP0218) Metrorail Station Improvements .....	119
(CIP0219) Rail Station Lighting Improvements .....	121
(CIP0220) Bus Planning Studies Program.....	123
(CIP0221) Bus Customer Facility Improvements.....	125
(CIP0225) Heavy Repair and Overhaul Facility .....	127
(CIP0231) Good Luck Road Facility .....	129
(CIP0241) Flood Resiliency Infrastructure Upgrades.....	131
(CIP0242) Rail System Drainage Rehabilitation Program.....	133
(CIP0246) General Engineering.....	135
(CIP0247) Emergency Construction and Emerging Needs Program .....	137
(CIP0251) Automatic Train Control State of Good Repair .....	139
(CIP0252) Low Voltage Power State of Good Repair .....	141
(CIP0253) Traction Power State of Good Repair .....	143
(CIP0254) Bus Priority Program Development .....	145
(CIP0255) Fare Collection Modernization.....	147
(CIP0256) 7000-Series Railcars.....	150
(CIP0257) Emergency Trip Station (ETS) Rehabilitation .....	152
(CIP0258) Station and Tunnel Fire Alarm Rehabilitation .....	154

(CIP0259) Employee Timekeeping System.....	156
(CIP0260) Track Inspector Location .....	158
(CIP0261) Rail Tunnel Lighting Replacement .....	160
(CIP0262) Tunnel Water Leak Mitigation.....	162
(CIP0266) Historic Bus Loop and Facility Rehabilitation.....	164
(CIP0269) Asset Management Software.....	166
(CIP0270) Capital Delivery Program Support.....	168
(CIP0271) Swing Gates .....	170
(CIP0272) Digital Display and Wayfinding Improvements.....	172
(CIP0273) Support Facility Rehabilitation .....	174
(CIP0274) Grosvenor Parking Garage (J/D).....	176
(CIP0275) New Carrollton Garage and Bus Bays .....	178
(CIP0276) Art in Transit and Station Commercialization Program.....	180
(CIP0277) Supply Chain Modernization .....	182
(CIP0279) Railyard Shop Equipment Replacement.....	184
(CIP0283) Railcar Maintenance Facilities State of Good Repair .....	186
(CIP0284) Railyard Facility and Site Rehabilitation .....	188
(CIP0286) Power Generator Replacement.....	190
(CIP0291) Tunnel Ventilation Improvements.....	192
(CIP0294) Bridge Rehabilitation Program.....	194
(CIP0297) Union Station Improvements .....	196
(CIP0302) Huntington Station Parking Garage Demolition .....	198
(CIP0305) Rail Passenger Facility State of Good Repair Program.....	200
(CIP0307) Station Platform Rehabilitation - Phase 2 .....	202
(CIP0308) Station Platform Rehabilitation - Phase 3 .....	204
(CIP0310) Station Platform Rehabilitation - Phase 4 .....	206
(CIP0311) Bladensburg Bus Garage Replacement .....	208
(CIP0312) Four Mile Run Bus Garage Rehabilitation.....	210
(CIP0315) Northern Bus Garage Replacement.....	212
(CIP0319) Bus Maintenance Facility State of Good Repair Program .....	214
(CIP0322) Bus Passenger Facility Improvements .....	216
(CIP0324) Capital Program Financial Support.....	218
(CIP0326) Real-time Bus and Rail Data Feed Development.....	220
(CIP0330) Information Technology Data Center.....	222
(CIP0331) Enterprise Resource Planning Software Replacement .....	224
(CIP0332) Fiber Optic Cable Installation .....	226
(CIP0335) Office Consolidation - District of Columbia .....	228
(CIP0336) Facility Energy Management Upgrades.....	230
(CIP0337) Office Consolidation - Virginia.....	232



(CIP0338) Office Consolidation - Maryland .....	234
(CIP0339) Rail Station Emergency Egress Improvements .....	236
(CIP0341) Rail System Standpipe Replacement Program .....	238
(CIP0342) Information Technology Hardware State of Good Repair .....	240
(CIP0343) Information Technology Software State of Good Repair .....	242
(CIP0344) IT Program Management Support .....	244
(CIP0345) Shady Grove Stairway .....	246
(CIP0347) Accounting Capital Program Support .....	248
(CIP0348) Structural Rehabilitation - Package A .....	250
(CIP0349) Yellow Line Tunnel and Bridge Rehabilitation .....	252
(CIP0352) Rail Station Platform Canopy Rehabilitation Program .....	254
(CIP0354) ePerformance and eCompensation Upgrades .....	256
(CIP0355) Zero Emission Bus Acquisition and Evaluation .....	258
(CIP0356) Tunnel Ventilation Improvements - Red Line Pilot .....	260
(CIP0357) Cybersecurity Legacy Software Improvements .....	262
(CIP0358) Business Systems State of Good Repair .....	264
(CIP0359) Enterprise Technology Platforms State of Good Repair .....	266
(CIP0360) Transit Systems State of Good Repair .....	268
(CIP0361) Service Oriented Architecture (SOA) Program .....	270
(CIP0362) Independent Verification & Validation program .....	272
(CIP0363) Cyber Security .....	274
(CIP0370) Structural Rehabilitation – Package B .....	276
(CIP0371) West Falls Church Development .....	278
(CIP0372) Station Revitalization .....	280
(CIP0373) Equipment to Support New Radio System .....	282
(CIP0374) Infrastructure Improvements Solar Power Installation .....	284
(CIP0375) Shaft Structural Rehabilitation - 7 Shafts .....	286
(CIP0376) Western Bus Garage Rehab .....	288
(CIP0377) OCC Communications Strategy .....	290
(CIP0378) Metro Strategic Transformation Plan .....	292
(CIP0379) Silver Line Known Defects .....	294
(CIP0380) CBTC Strategic Program Implementation Development .....	296
(CIP0382) Content Management System Upgrade .....	298
(CIP0383) Cinderbed Rd. Bus Garage .....	300
(CIP0384) IV&V Program .....	302
(CIP0385) Business Improvement Projects - Non IT .....	304
(CIP0386) Enterprise Video Ops & Security Program .....	306
(CIP0900) Preventative Maintenance .....	308
(CIP8001) D&E Railcar Acquisition .....	310

(CIP8005) D&E Rail Yard Improvements.....	312
(CIP8007) D&E Electrical Improvements.....	314
(CIP8009) D&E ATC & Comms Improvemnts.....	316
(CIP8011) D&E Fixed Rail Improvements.....	318
(CIP8013) D&E Track Structures Improvements.....	320
(CIP8014) Future Track and Structures Improvements .....	322
(CIP8015) D&E Rail Station Improvements .....	324
(CIP8016) Future Platforms & Structures.....	326
(CIP8019) D&E Passenger Facility Improvements .....	328
(CIP8021) D&E Bus & Paratransit Improvements .....	330
(CIP8025) D&E Bus Maintenance Facility Improvements .....	332
(CIP8026) Future Bus Maintenance Facilities .....	334
(CIP8029) D&E Information Technology Improvements .....	336
(CIP8030) Future Information Technology Projects.....	338
(CIP8032) Future Metro Transit Police Projects.....	340
(CIP8034) Future Support Equipment Projects .....	342
(CRB0005) Planning Support for the District of Columbia.....	344
(CRB0009) Planning Support for Maryland Jurisdictions.....	346
(CRB0013) Potomac Yard Station Construction .....	348
(CRB0018) Planning Support for Virginia Jurisdictions .....	350
(CRB0019) Silver Line Phase 1 .....	352
(CRB0019_19) Silver Line Phase 1 Railcars .....	354
(CRB0020) Silver Line Phase 2 Construction Support.....	356
(CRB0020_01) Silver Line Phase 2 Railcars .....	358
(CRB0127) Purple Line Construction Support.....	360
(CRB0133) Union Station Entrance Improvements.....	362
(CRB0136) McLean Station - New Entrance .....	364
(CRB0137) Crystal City East Entrance.....	366

## (CIP0002) Bus Onboard Location Equipment and Software Program

FY2024 Q3

Initiative Type: Program  
Investment Program: Maintenance/Overhaul  
Investment Category: Bus, Bus Facilities & Paratransit

Mode: Bus  
Location: Systemwide

### Description

This program supports the design and replacement of automatic vehicle location (AVL) and related equipment on buses. This equipment is vital to bus operations, bus location tracking Global Positioning System (GPS) and bus diagnostics.



### Expected Outcome

Increases fleet availability and reliability through on board diagnostics that alert maintenance personnel of defects and failures that can be corrected proactively as measured by the Bus Fleet Reliability performance indicator [FY21 target  $\geq 7,000$  miles between failures]. Improves efficiency of revenue service through reliable GPS and route mapping abilities. Enables buses to communicate with Transit Signal Prioritization equipment along service routes.

### Strategic Drivers



Safety



Security



Reliability/SGR

### Overall Status

(Programs are ongoing)

Development & Evaluation	<span style="color: green;">●</span>
Implementation & Construction	<span style="color: green;">●</span>
Operations Activation	<span style="color: gray;">○</span>

In the third quarter, Metro did not receive any new devices. However, it continued installing Clever Devices for the Metrobus Intelligent Transportation System.

### Budget and Funding (\$ Millions)

FY2024 Current Budget	YTD % Budget Expended
\$7.00	9.5%

FY2024 Funding Sources	YTD Expended
Formula	\$0.00
PRIIA	\$0.00
Other	\$0.00
<b>Federal Subtotal</b>	<b>\$0.00</b>
System Performance	\$0.00
Reimbursable/Other	\$0.00
DC Dedicated Funding	\$0.10
MD Dedicated Funding	\$0.09
VA Non-Restricted Dedicated Funding	\$0.07
VA Restricted Dedicated Funding	\$0.02
<b>Local Subtotal</b>	<b>\$0.28</b>
<b>Debt</b>	<b>\$0.00</b>
<b>Net Accruals</b>	<b>\$0.39</b>
<b>Total FY2024 Expenditures</b>	<b>\$0.67</b>

(CIP0002)	Top 30 Active Contracts by Allocated CIP Value
-----------	--

Contract Number	Vendor	Activity	Contract Value	Allocated CIP Value	Contract Start Date	Contract Expiration Date
CBMNT233049	Clever Devices Ltd.	EQUIP_MATL	\$22,237,542	\$1,703,961	10/16/2023	10/15/2026

## (CIP0004) Bus Maintenance Facility and Equipment State of Good Repair Program

FY2024 Q3

Initiative Type: Program  
Investment Program: Maintenance/Overhaul  
Investment Category: Bus, Bus Facilities & Paratransit

Mode: Bus  
Location: Systemwide

### Description

This program replaces existing equipment past useful life and provides new equipment to support the repair and maintenance of the bus and non-revenue fleets. Additionally, this project supports the construction of minor garage improvements.



### Expected Outcome

Maximizes the efficiency of bus maintenance operations to support improved fleet availability as measured by the Bus Fleet Reliability performance indicator [FY21 target  $\geq 7,000$  miles between failures].

### Strategic Drivers



Safety



Security



Reliability/SGR

### Overall Status

(Programs are ongoing)

Development & Evaluation	●
Implementation & Construction	●
Operations Activation	●

In the third quarter, the project completed the purchases of hand tools, diagnostic equipment, and other necessary work for equipment upgrades.

### Budget and Funding (\$ Millions)

FY2024 Current Budget	YTD % Budget Expended
\$5.91	33.6%

FY2024 Funding Sources	YTD Expended
Formula	\$0.00
PRIIA	\$0.00
Other	\$0.00
<b>Federal Subtotal</b>	<b>\$0.00</b>
System Performance	\$0.00
Reimbursable/Other	\$0.00
DC Dedicated Funding	\$0.52
MD Dedicated Funding	\$0.48
VA Non-Restricted Dedicated Funding	\$0.34
VA Restricted Dedicated Funding	\$0.10
<b>Local Subtotal</b>	<b>\$1.45</b>
<b>Debt</b>	<b>\$0.41</b>
<b>Net Accruals</b>	<b>\$0.10</b>
<b>Total FY2024 Expenditures</b>	<b>\$1.96</b>

**(CIP0004)****Top 30 Active Contracts by Allocated CIP Value**

<b>Contract Number</b>	<b>Vendor</b>	<b>Activity</b>	<b>Contract Value</b>	<b>Allocated CIP Value</b>	<b>Contract Start Date</b>	<b>Contract Expiration Date</b>
FQ18033G	Gannett Fleming Engineers and Architects	CONSULT	\$105,000,000	\$40,000	8/23/2018	8/30/2024
FQ18033I	AECOM-STV JV	CONSULT	\$71,200,000	\$371,545	7/1/2018	6/30/2024
FQ19273C	Wycliffe Technologies, Inc.	CONSTRUCTION	\$320,000	\$198,326	3/27/2020	3/26/2025
FBMNT233147	S&A Systems, Inc.	EQUIPMENT	\$1,583,916	\$1,111,310	7/10/2023	7/9/2025
CQ19104	Dell Marketing LP	EQUIPMENT	\$194,300,000	\$259,372	7/23/2019	7/22/2024
CQ19104	Dell Marketing LP	IT_HARDWARE_BUS	\$194,300,000	\$259,372	7/23/2019	7/22/2024
FQ19213	Snap On Tools Company	EQUIP_MATL	\$486,924	\$203,718	6/29/2020	6/28/2025
CIT01233224	Copper River Information Technology	EQUIP_MATL	\$91,459	\$91,459	6/22/2023	6/21/2024

## (CIP0005) Bus Vehicle Rehabilitation Program

FY2024 Q3

Initiative Type: Program  
Investment Program: Maintenance/Overhaul  
Investment Category: Bus, Bus Facilities & Paratransit

Mode: Bus  
Location: Systemwide

### Description

This program provides for the complete rehabilitation of bus mechanical, electrical and structural systems when a bus is approximately 7.5 years of age. Additionally, the program supports the procurement of components to replace those that can no longer be overhauled.



### Expected Outcome

Allows Metro to achieve the maximum useful life of a bus which extends the period between bus replacements while minimizing routine maintenance costs. Also, maintains bus reliability and addresses reliable revenue service availability as measured by the Bus Fleet Reliability performance indicator [FY21 target  $\geq 7,000$  miles between failures].

### Strategic Drivers



Safety



Security



Reliability/SGR

### Overall Status

(Programs are ongoing)

Development & Evaluation	<input type="radio"/>
Implementation & Construction	<input checked="" type="radio"/>
Operations Activation	<input type="radio"/>

In Q3, Metro accomplished 27 bus rehabilitations, 19 engine assemblies, 29 transmission assemblies and 27 fare boxes.

### Budget and Funding (\$ Millions)

FY2024 Current Budget	YTD % Budget Expended
\$51.49	85.6%

FY2024 Funding Sources	YTD Expended
Formula	\$24.39
PRIIA	\$0.00
Other	\$0.00
<b>Federal Subtotal</b>	<b>\$24.39</b>
System Performance	\$0.01
Reimbursable/Other	\$0.00
DC Dedicated Funding	\$5.70
MD Dedicated Funding	\$5.33
VA Non-Restricted Dedicated Funding	\$3.80
VA Restricted Dedicated Funding	\$1.13
<b>Local Subtotal</b>	<b>\$15.97</b>
<b>Debt</b>	<b>\$0.00</b>
<b>Net Accruals</b>	<b>\$0.93</b>
<b>Total FY2024 Expenditures</b>	<b>\$41.29</b>

**(CIP0005)****Top 30 Active Contracts by Allocated CIP Value**

<b>Contract Number</b>	<b>Vendor</b>	<b>Activity</b>	<b>Contract Value</b>	<b>Allocated CIP Value</b>	<b>Contract Start Date</b>	<b>Contract Expiration Date</b>
FBMNT211101	STV Incorporated	CONSULT	\$3,181,746	\$667,834	6/1/2022	5/31/2024
FBMNT233086	The Aftermarket Parts Company LLC	VEHICLE_REHAB	\$8,939,756	\$8,841,230	2/21/2023	10/31/2024
FBMNT233432	Cummins Inc	VEHICLE_REHAB	\$4,162,701	\$8,325,403	9/12/2023	9/11/2024
FBMNT233081	The Aftermarket Parts Company LLC	VEHICLE_REHAB	\$7,491,638	\$7,491,638	2/14/2023	10/31/2024
F20155	The Aftermarket Parts Company LLC	VEHICLE_REHAB	\$4,486,375	\$4,486,375	1/16/2021	7/31/2024
0000008711	Needles Eye	VEHICLE_REHAB	\$2,748,269	\$2,379,883	9/21/2022	9/20/2025
FBMNT233142-SN	Johnson & Towers Baltimore Inc	VEHICLE_REHAB	\$1,413,475	\$1,413,475	4/21/2023	4/20/2026
FBMNT233075	Modine Manufacturing Company	VEHICLE_REHAB	\$1,238,189	\$1,238,189	4/20/2023	10/31/2024
F20155	The Aftermarket Parts Company LLC	VEHICLE_REHAB	\$5,596,928	\$1,110,553	1/16/2021	7/12/2025
F20125	Cummins Inc	VEHICLE_REHAB	\$1,072,046	\$1,072,046	1/8/2021	1/7/2026
FBMNT233354	Johnson & Towers Baltimore Inc	VEHICLE_REHAB	\$769,642	\$769,642	8/16/2023	8/15/2024
FBMNT233435	Johnson & Towers Baltimore Inc	VEHICLE_REHAB	\$739,253	\$739,253	7/10/2023	7/10/2024
FBMNT233140	Genfare LLC	VEHICLE_REHAB	\$710,193	\$710,193	2/21/2023	10/31/2024
FBMNT244271	The Aftermarket Parts Company LLC	VEHICLE_REHAB	\$379,488	\$379,488	5/2/2024	6/30/2025
FBMNT244055	The Aftermarket Parts Company LLC	VEHICLE_REHAB	\$369,785	\$369,785	11/29/2023	11/27/2024
FBMNT244260	NATSCO Transit Solutions, Inc.	VEHICLE_REHAB	\$347,918	\$347,918	5/3/2024	10/31/2024
FBMNT222333-BTK	RAM Industrial Services LLC	REPAIRABLES	\$201,000	\$201,000	11/28/2022	11/29/2025
FBMNT233447	Johnson & Towers Baltimore Inc	VEHICLE_REHAB	\$679,208	\$156,970	9/15/2023	9/15/2028
FQ19213	Snap On Tools Company	EQUIP_MATL	\$486,924	\$101,745	6/29/2020	6/28/2025
CBMNT233136-BTK	Air Cleaning Technologies, Inc.	VEHICLE_REHAB	\$461,749	\$9,366	5/15/2023	5/14/2025
CBMNT233306	Cummins Inc	VEHICLE_REHAB	\$4,078,523	\$8,180	10/6/2023	10/6/2028



## (CIP0006) Bus Fleet Acquisition Program

FY2024 Q3

Initiative Type: Program  
Investment Program: Acquisition  
Investment Category: Bus, Bus Facilities & Paratransit

Mode: Bus  
Location: Systemwide

### Description

This program acquires and replaces standard 30-foot, 40-foot buses and articulated buses consistent with the Metrobus Fleet Management Plan. It also includes training required to maintain a bus and the purchase of spare parts.



### Expected Outcome

Provides customers with reliable and modern buses as measured by the Bus Fleet Reliability performance indicator [FY21 target  $\geq 7,000$  miles between failures]. Maintains an average fleet age of approximately 7.5 years.

### Strategic Drivers



Safety



Security



Reliability/SGR

### Overall Status

(Programs are ongoing)

Development & Evaluation	<input type="radio"/>
Implementation & Construction	<input type="radio"/>
Operations Activation	<input type="radio"/>

In the third quarter, no buses were delivered, and none are expected for the remainder of FY24 as the project team continues to work on the new bus contract.

### Budget and Funding (\$ Millions)

FY2024 Current Budget	YTD % Budget Expended
\$95.74	24.3%

FY2024 Funding Sources	YTD Expended
Formula	\$14.87
PRIIA	\$0.00
Other	\$4.38
<b>Federal Subtotal</b>	<b>\$19.25</b>
System Performance	\$0.00
Reimbursable/Other	\$0.00
DC Dedicated Funding	\$0.36
MD Dedicated Funding	\$0.33
VA Non-Restricted Dedicated Funding	\$0.24
VA Restricted Dedicated Funding	\$0.07
<b>Local Subtotal</b>	<b>\$1.00</b>
<b>Debt</b>	<b>\$0.40</b>
<b>Net Accruals</b>	<b>(\$0.45)</b>
<b>Total FY2024 Expenditures</b>	<b>\$20.19</b>

**(CIP0006)****Top 30 Active Contracts by Allocated CIP Value**

<b>Contract Number</b>	<b>Vendor</b>	<b>Activity</b>	<b>Contract Value</b>	<b>Allocated CIP Value</b>	<b>Contract Start Date</b>	<b>Contract Expiration Date</b>
FQ18033B	HNTB Corporation	CONSULT	\$99,612,316	\$210,872	8/2/2018	8/2/2024
FBMNT211101	STV Incorporated	ENGINEERING	\$3,181,746	\$829,454	6/1/2022	5/31/2024
FQ18001	New Flyer of America Inc	BUSES_40-42_FT	\$323,993,142	\$490,801	4/23/2018	12/31/2024

## (CIP0007) Bus Closed Circuit Television Replacement Program

FY2024 Q3

Initiative Type: Program  
Investment Program: Maintenance/Overhaul  
Investment Category: Bus, Bus Facilities & Paratransit

Mode: Bus  
Location: Systemwide

### Description

This program replaces Metrobus closed circuit television (CCTV) camera systems on-board Metrobus vehicles to maintain a state of good repair on a lifecycle basis.



### Expected Outcome

Monitors the interior of buses to deter crime and support the safety of customers and employees as measured by the Metrobus customer injury rate performance indicator [FY21 target of ≤154 injuries], the bus system employee injury rate performance indicator [FY21 target of ≤11.2 per 100 employees], and the rate of crimes against passengers performance indicator [FY21 target of ≤840 crimes]

### Strategic Drivers



Safety



Security



Reliability/SGR

### Overall Status

(Programs are ongoing)

Development & Evaluation	
Implementation & Construction	
Operations Activation	

The replacement aspect of the project remains on hold. However, minimum funding is essential to maintain the current CCTV systems. The project's focus has shifted towards implementing a "refurbish/replacement program" for CCTVs to ensure their ongoing functionality and maintenance.

### Budget and Funding (\$ Millions)

FY2024 Current Budget	YTD % Budget Expended
\$0.90	37.5%

FY2024 Funding Sources	YTD Expended
Formula	\$0.00
PRIIA	\$0.00
Other	\$0.00
<b>Federal Subtotal</b>	<b>\$0.00</b>
System Performance	\$0.00
Reimbursable/Other	\$0.00
DC Dedicated Funding	\$0.12
MD Dedicated Funding	\$0.11
VA Non-Restricted Dedicated Funding	\$0.08
VA Restricted Dedicated Funding	\$0.02
<b>Local Subtotal</b>	<b>\$0.34</b>
<b>Debt</b>	<b>\$0.00</b>
<b>Net Accruals</b>	<b>\$0.00</b>
<b>Total FY2024 Expenditures</b>	<b>\$0.34</b>

(CIP0007)

Top 30 Active Contracts by Allocated CIP Value

There are no active contracts associated with this CIP

## (CIP0009) Service Vehicle Acquisition Program

FY2024 Q3

Initiative Type: Program  
Investment Program: Support Equipment/Services  
Investment Category: Business & Operations Support

Mode: Systemwide  
Location: Systemwide

### Description

This program acquires service and maintenance support vehicles, including police vehicles, primarily to replace vehicles that are past their useful life.



### Expected Outcome

Maintains the fleet of service vehicles in a state of good repair and prevents potential safety and reliability problems.

### Strategic Drivers



Safety



Security



Reliability/SGR

### Overall Status

(Programs are ongoing)

Development & Evaluation	
Implementation & Construction	
Operations Activation	

In the third quarter one pending contract for the procurement of 26 electric Sedans was canceled due to lack of funding. One contract for 6 Wreckers remains. However, in FY24, 38 vehicles have been purchased and delivered consisting of 21 Service Support Vehicles and 17 Passenger Vehicles. Additionally, in FY24 there is an anticipated purchase of 36 additional Service Support Vehicles, for a total of 74 vehicles. As of Q3, 25 out of the 74 vehicles have been delivered and paid for, contributing to the ongoing efforts to enhance the vehicle fleet.

### Budget and Funding (\$ Millions)

FY2024 Current Budget	YTD % Budget Expended
\$9.10	15.8%

FY2024 Funding Sources	YTD Expended
Formula	\$0.00
PRIIA	\$0.00
Other	\$0.00
<b>Federal Subtotal</b>	<b>\$0.00</b>
System Performance	\$0.00
Reimbursable/Other	\$0.00
DC Dedicated Funding	\$0.54
MD Dedicated Funding	\$0.50
VA Non-Restricted Dedicated Funding	\$0.36
VA Restricted Dedicated Funding	\$0.11
<b>Local Subtotal</b>	<b>\$1.50</b>
<b>Debt</b>	<b>\$0.00</b>
<b>Net Accruals</b>	<b>(\$0.07)</b>
<b>Total FY2024 Expenditures</b>	<b>\$1.43</b>

**(CIP0009)****Top 30 Active Contracts by Allocated CIP Value**

<b>Contract Number</b>	<b>Vendor</b>	<b>Activity</b>	<b>Contract Value</b>	<b>Allocated CIP Value</b>	<b>Contract Start Date</b>	<b>Contract Expiration Date</b>
FSVMT211061	Samsara Inc	CONSTRUCTION	\$464,294	\$97,766	10/25/2021	10/24/2026
CSVMT222205	Lindsay Ford LLC	VEHICLES_OTHER	\$7,323,800	\$7,323,800	12/16/2022	5/22/2025
CSVMT233032B-SV	Criswell Chevrolet	VEHICLES_OTHER	\$592,348	\$592,348	8/4/2023	6/30/2025
CSVMT233032C-SV	All Roads Kenworth LLC	VEHICLES_OTHER	\$588,812	\$588,812	8/3/2023	6/30/2025
CSVMT233032A-SV	Lindsay Ford LLC	VEHICLES_OTHER	\$12,220,244	\$306,090	8/1/2023	6/30/2025
CSVMT233032D-SV	Brian Hoskins Ford	VEHICLES_OTHER	\$124,920	\$124,920	8/4/2023	6/30/2025
CSVMT222205	Lindsay Ford LLC	VEHICLES_OTHER	\$7,335,200	\$11,400	12/16/2022	5/22/2025
CSVMT233032C-SV	All Roads Kenworth LLC	VEHICLES_OTHER	\$605,146	\$2,420	8/3/2023	6/30/2025

## (CIP0010) Environmental Compliance Program

FY2024 Q3

Initiative Type: Program  
Investment Program: Support Equipment/Services  
Investment Category: Business & Operations Support

Mode: Systemwide  
Location: Systemwide

### Description

This program designs, upgrades and replaces equipment and facilities to mitigate environmental impacts and maintain compliance with environmental regulations and directives from regulatory agencies.



### Expected Outcome

Allows Metro operations to continue by protecting the region's natural resources and human health and complying with environmental regulations.

### Strategic Drivers



Safety



Security



Reliability/SGR

### Overall Status

(Programs are ongoing)

Development & Evaluation	●
Implementation & Construction	●
Operations Activation	●

The Pollution Prevention at Track Refueling Areas completed its design task, including updated cost estimates and schedules, with plans to advertise in Q4. Site Improvements at Pennsy Drive awarded a contract to Paschen, with construction mobilization expected on April 8, 2024, pending soil testing delays. For Storage Tank Replacement at Rail Yards, the design is 100% complete, with bids due in Q4. Design for Sloped Landscapes is 100% complete and closing out.

### Budget and Funding (\$ Millions)

FY2024 Current Budget	YTD % Budget Expended
\$12.71	17.6%

FY2024 Funding Sources	YTD Expended
Formula	\$0.00
PRIIA	\$0.00
Other	\$0.00
<b>Federal Subtotal</b>	<b>\$0.00</b>
System Performance	\$0.00
Reimbursable/Other	\$0.00
DC Dedicated Funding	\$0.06
MD Dedicated Funding	\$0.06
VA Non-Restricted Dedicated Funding	\$0.04
VA Restricted Dedicated Funding	\$0.01
<b>Local Subtotal</b>	<b>\$0.18</b>
<b>Debt</b>	<b>\$2.05</b>
<b>Net Accruals</b>	<b>(\$0.08)</b>
<b>Total FY2024 Expenditures</b>	<b>\$2.14</b>



**(CIP0010)****Top 30 Active Contracts by Allocated CIP Value**

Contract Number	Vendor	Activity	Contract Value	Allocated CIP Value	Contract Start Date	Contract Expiration Date
FQ18033G	Gannett Fleming Engineers and Architects	CONSULT	\$105,000,000	\$150,000	8/23/2018	8/30/2024
FQ18033B	HNTB Corporation	CONSULT	\$106,860,293	\$294,297	8/2/2018	8/2/2024
FQ18033B	HNTB Corporation	CONSULT	\$92,374,562	\$161,273	8/2/2018	8/2/2024
FQ18033B	HNTB Corporation	CONSULT	\$106,860,293	\$130,123	8/2/2018	8/2/2024
FQ18033B	HNTB Corporation	CONSULT	\$92,374,562	\$20,000	8/2/2018	8/2/2024
FQ19172A	AECOM, USA, INC.	CONSULT	\$16,400,000	\$642,880	10/3/2019	11/14/2024
FQ19225	KCI Technologies Inc	CONSULT	\$6,426,185	\$200,000	7/29/2019	7/28/2024
FQ19225	KCI Technologies Inc	CONSULT	\$4,771,607	\$200,000	7/29/2019	7/28/2024
FQ19225	KCI Technologies Inc	CONSULT	\$3,149,473	\$200,000	7/29/2019	7/28/2024
FQ19172G	Gannett Fleming Engineers and Architects	CONSULT	\$78,300,000	\$155,152	10/3/2019	11/14/2024
FQ19172P	C C Johnson & Malhotra PC	CONSULT	\$200,000	\$117,369	10/3/2019	10/3/2024
FQ19172M	Mott MacDonald-WSP Joint Venture	CONSULT	\$61,000,000	\$16,112	10/3/2019	10/3/2024
ATOC233278-A	FH Paschen SN Nielsen & Associates LLC	CONSTRUCTION	\$10,000,000	\$5,579,359	11/14/2023	11/13/2028
FQ19172G	Gannett Fleming Engineers and Architects	ENGINEERING	\$70,250,000	\$2,272,890	10/3/2019	10/3/2024
FQ19172A	AECOM, USA, INC.	ENGINEERING	\$16,200,000	\$1,068,843	10/3/2019	10/3/2024
FQ19172M	Mott MacDonald-WSP Joint Venture	ENGINEERING	\$50,000,000	\$732,313	10/3/2019	10/3/2024
FQ19172A	AECOM, USA, INC.	ENGINEERING	\$15,000,000	\$269,905	10/3/2019	10/3/2024
FQ19172A	AECOM, USA, INC.	ENGINEERING	\$15,000,000	\$91,118	10/3/2019	10/3/2024
FQ19172M	Mott MacDonald-WSP Joint Venture	ENGINEERING	\$53,100,000	\$25,161	10/3/2019	10/3/2024



## (CIP0015) MetroAccess Fleet Acquisition

FY2024 Q3

Initiative Type: Program  
Investment Program: Acquisition  
Investment Category: Bus, Bus Facilities & Paratransit

Mode: Paratransit  
Location: Systemwide

### Description

This program acquires vehicles for the paratransit fleet (MetroAccess), consistent with the MetroAccess fleet plan. Vehicle acquisition includes purchase of vans, minivans and sedans, in addition to making the necessary retrofits to add paratransit equipment and features. This program primarily supports the replacement of paratransit vehicles on a lifecycle basis.



### Expected Outcome

Prevents future reliability problems within the fleet as measured by the MetroAccess fleet reliability metric [FY21 target  $\geq 20,000$  miles between failure]. Newer vehicles also incorporate updated ADA standards, customer feedback on improvements and improved fuel efficiency.

### Strategic Drivers



Safety



Security



Reliability/SGR

### Overall Status

(Programs are ongoing)

Development & Evaluation	
Implementation & Construction	
Operations Activation	

50 Next Gen Minivans are expected to be delivered in December FY25 and in FY25, we anticipate purchasing 185 Minivans, with an additional 181 expected to be purchased in FY26. Furthermore, 50 Mobile Data Terminals (MDTs) are expected to be purchased by June FY24, with 25 of them delivered in FY25.

### Budget and Funding (\$ Millions)

FY2024 Current Budget	YTD % Budget Expended
\$14.21	6.1%

FY2024 Funding Sources	YTD Expended
Formula	\$1.68
PRIIA	\$0.00
Other	\$0.00
<b>Federal Subtotal</b>	<b>\$1.68</b>
System Performance	\$0.00
Reimbursable/Other	\$0.00
DC Dedicated Funding	\$0.24
MD Dedicated Funding	\$0.22
VA Non-Restricted Dedicated Funding	\$0.16
VA Restricted Dedicated Funding	\$0.05
<b>Local Subtotal</b>	<b>\$0.66</b>
<b>Debt</b>	<b>\$0.19</b>
<b>Net Accruals</b>	<b>(\$1.67)</b>
<b>Total FY2024 Expenditures</b>	<b>\$0.86</b>

**(CIP0015)****Top 30 Active Contracts by Allocated CIP Value**

<b>Contract Number</b>	<b>Vendor</b>	<b>Activity</b>	<b>Contract Value</b>	<b>Allocated CIP Value</b>	<b>Contract Start Date</b>	<b>Contract Expiration Date</b>
FACCS222218-SV	Sonny Merryman Inc.	PARA_MINI	\$33,275,807	\$33,275,807	2/20/2024	2/22/2026
FACCS222159-DWG	Model 1 Commercial Vehicles, Inc.	PARA_VAN	\$11,449,750	\$11,449,750	11/15/2023	11/15/2024
FQ19235	Trapeze Software Group Inc	PARA_VAN	\$2,829,574	\$1,747,599	2/12/2021	3/11/2025
FACCS222296-SV	Jeezny Sourcing LLC	PARA_VAN	\$639,955	\$639,955	3/1/2023	2/28/2025
CACCS222267_0	Lytix, Inc.	PARA_VAN	\$916,668	\$175,998	3/29/2023	3/28/2026

## (CIP0022) Track Structural Rehabilitation

FY2024 Q3

Initiative Type: Project  
Investment Program: Structures  
Investment Category: Track and Structures Rehabilitation

Mode:  
Location:



### Description

### Expected Outcome

### Strategic Drivers



Safety



Security



Reliability/SGR

### Overall Status

Development & Evaluation	<input type="radio"/>
Implementation & Construction	<input type="radio"/>
Operations Activation	<input type="radio"/>

### Budget and Funding (\$ Millions)

FY2024 Current Budget	YTD % Budget Expended
\$0.00	0.0%

FY2024 Funding Sources	YTD Expended
Formula	\$0.00
PRIIA	\$0.00
Other	\$0.00
<b>Federal Subtotal</b>	<b>\$0.00</b>
System Performance	\$0.00
Reimbursable/Other	\$0.00
DC Dedicated Funding	\$0.00
MD Dedicated Funding	\$0.00
VA Non-Restricted Dedicated Funding	\$0.00
VA Restricted Dedicated Funding	\$0.00
<b>Local Subtotal</b>	<b>\$0.00</b>
<b>Debt</b>	<b>\$0.00</b>
<b>Net Accruals</b>	<b>\$0.00</b>
<b>Total FY2024 Expenditures</b>	<b>\$0.00</b>

**(CIP0022)****Top 30 Active Contracts by Allocated CIP Value**

Contract Number	Vendor	Activity	Contract Value	Allocated CIP Value	Contract Start Date	Contract Expiration Date
FQ19130	Lawson Concrete LLC	EQUIP_MATL	\$0	\$197,794	6/3/2019	5/16/2024

## (CIP0024) Track Rehabilitation Program

FY2024 Q3

Initiative Type: Program  
Investment Program: Fixed Rail  
Investment Category: Track and Structures Rehabilitation

Mode: Rail  
Location: Systemwide

### Description

This program replaces and rehabilitates the running rail and third rail track infrastructure and components to maintain a state of good repair.



### Expected Outcome

Maintains track infrastructure in a state of good repair to prevent potential safety incidents and minimize disruptions to rail service as measured by the Rail Infrastructure Availability performance indicator [FY21 target  $\leq 7.9\%$  of track unavailable].

### Strategic Drivers



Safety



Security



Reliability/SGR

### Overall Status

(Programs are ongoing)

Development & Evaluation	<span style="color: green;">●</span>
Implementation & Construction	<span style="color: green;">●</span>
Operations Activation	<span style="color: gray;">○</span>

The rehabilitation efforts in Q3 included the rehabilitation of 3,190 linear feet of grout pad, addressing 1,344 station and tunnel leaks. Additionally, 1,414 crossies were installed to strengthen the tracks, along with the replacement of 3,803 track fasteners and the installation of 230 new third rail insulators. Rail renewal efforts covered 9,593 linear feet, while track surfacing activities accomplished 447,749 linear feet of vegetation clearing and 31,230 linear feet of drainage rodding to prevent trackside flooding and ensure debris-free operations.

### Budget and Funding (\$ Millions)

FY2024 Current Budget	YTD % Budget Expended
\$99.69	89.3%

FY2024 Funding Sources	YTD Expended
Formula	\$63.74
PRIIA	\$0.00
Other	\$0.00
<b>Federal Subtotal</b>	<b>\$63.74</b>
System Performance	\$0.00
Reimbursable/Other	\$0.00
DC Dedicated Funding	\$7.07
MD Dedicated Funding	\$6.62
VA Non-Restricted Dedicated Funding	\$4.72
VA Restricted Dedicated Funding	\$1.40
<b>Local Subtotal</b>	<b>\$19.81</b>
<b>Debt</b>	<b>\$1.22</b>
<b>Net Accruals</b>	<b>(\$0.34)</b>
<b>Total FY2024 Expenditures</b>	<b>\$84.43</b>

**(CIP0024)****Top 30 Active Contracts by Allocated CIP Value**

Contract Number	Vendor	Activity	Contract Value	Allocated CIP Value	Contract Start Date	Contract Expiration Date
FQ18033F	DHA/RK&K Joint Venture	CONSULT	\$112,802,000	\$1,693,843	8/16/2018	8/1/2024
FQ18033F	DHA/RK&K Joint Venture	CONSULT	\$112,802,000	\$800,660	8/16/2018	8/1/2024
FTRST233474	Progress Rail Services Corporation	EQUIP_MATL	\$10,736,727	\$8,532,024	9/20/2023	9/19/2025
FTRST233241-ER	Progress Rail Services Corporation	EQUIP_MATL	\$8,248,916	\$8,248,916	4/7/2023	4/6/2025
FTRST222209	Industrial Commercial Cleaning Group Inc	3RD_PARTY	\$2,360,158	\$2,360,158	2/1/2023	1/31/2025
CCSCM211074	Sharp And Company	3RD_PARTY	\$14,000,000	\$1,762,015	5/17/2021	5/17/2024
FTRST233389-NS	Railworks Track Services LLC	3RD_PARTY	\$1,488,000	\$1,488,000	7/7/2023	7/6/2025
FTRST211097-FQ	Hands On, LLC	3RD_PARTY	\$1,422,000	\$1,422,000	6/15/2021	6/14/2025
C20113	Transportation Management Service Inc	3RD_PARTY	\$30,473,098	\$1,132,409	5/22/2020	5/21/2024
FQ19276A	Atlantic Track & Turnout Co	EQUIP_MATL	\$0	\$884,873	12/30/2019	12/3/2024
FQ19027	Piping and Corrosion Specialties, Inc.	3RD_PARTY	\$3,988,392	\$872,982	11/29/2018	6/30/2024
FTRST211040	Stella-Jones Corporation	EQUIP_MATL	\$2,420,640	\$864,441	11/30/2020	11/30/2025
FQ20000C	Digging & Rigging Inc	3RD_PARTY	\$3,800,000	\$800,000	4/20/2020	4/30/2025
C20113	Transportation Management Service Inc	BUS_BRIDGES	\$31,515,461	\$625,418	5/22/2020	5/21/2024
FQ20000B	Crane Service Company Inc	3RD_PARTY	\$500,000	\$300,000	3/19/2020	4/30/2025
C20113	Transportation Management Service Inc	3RD_PARTY	\$27,817,629	\$153,021	5/22/2020	5/21/2024
FQ19130	Lawson Concrete LLC	EQUIP_MATL	\$0	\$125,306	6/3/2019	5/16/2024
F20151B	Deangelo Brothers LLC	3RD_PARTY	\$0	\$108,000	12/7/2020	12/31/2025
FTRST211040	Stella-Jones Corporation	EQUIPMENT	\$1,556,199	\$24,765	11/30/2020	11/30/2025
F240000203	Kim Engineering Inc	3RD_PARTY	\$47,503	\$19,503	10/26/2023	10/25/2026
FQ19172M	Mott MacDonald-WSP Joint Venture	ENGINEERING	\$61,000,000	\$874,321	10/3/2019	11/14/2024
FQ19172G	Gannett Fleming Engineers and Architects	ENGINEERING	\$70,250,000	\$6,796,910	10/3/2019	10/3/2024

## (CIP0025) Roadway Equipment and Vehicle Program

FY2024 Q3

Initiative Type: Program  
Investment Program: Fixed Rail  
Investment Category: Track and Structures Rehabilitation

Mode: Rail  
Location: Systemwide

### Description

This program acquires roadway maintenance machines (RMM) used to maintain, repair, construct and inspect track and infrastructure across the system. This program replaces equipment that has reached the end of its useful life and is no longer feasible to maintain.



### Expected Outcome

Maximizes productivity of maintenance work through timely replacement of track equipment to address equipment availability, reliability, and fewer work delays due to equipment breakdowns. This state of good repair program supports the efficient use of work time for track outages.

### Strategic Drivers



Safety



Security



Reliability/SGR

### Overall Status

(Programs are ongoing)

Development & Evaluation	●
Implementation & Construction	●
Operations Activation	●

The Bridge Inspection Vehicles project successfully completed Test 1 and Test 2, with final acceptance achieved for the vehicles. Additionally, a design review was conducted for Ballast Cars to optimize the frame design for stress and fatigue life. Proposals were received for the Flat Car solicitation, marking progress in the project.

### Budget and Funding (\$ Millions)

FY2024 Current Budget	YTD % Budget Expended
\$18.80	18.3%

FY2024 Funding Sources	YTD Expended
Formula	\$0.00
PRIIA	\$0.00
Other	\$0.00
<b>Federal Subtotal</b>	<b>\$0.00</b>
System Performance	\$0.00
Reimbursable/Other	\$0.00
DC Dedicated Funding	\$0.01
MD Dedicated Funding	\$0.01
VA Non-Restricted Dedicated Funding	\$0.01
VA Restricted Dedicated Funding	\$0.00
<b>Local Subtotal</b>	<b>\$0.04</b>
<b>Debt</b>	<b>\$5.17</b>
<b>Net Accruals</b>	<b>(\$2.87)</b>
<b>Total FY2024 Expenditures</b>	<b>\$2.33</b>

**(CIP0025)****Top 30 Active Contracts by Allocated CIP Value**

<b>Contract Number</b>	<b>Vendor</b>	<b>Activity</b>	<b>Contract Value</b>	<b>Allocated CIP Value</b>	<b>Contract Start Date</b>	<b>Contract Expiration Date</b>
FQ18033E	Louis Berger (DC), PLLC/Urban Engineers	CONSULT	\$22,500,000	\$1,363,922	8/21/2018	4/1/2024
C20147	K&J Safety & Security Consulting	CONSULT	\$19,773,890	\$225,000	9/30/2020	10/31/2025
CCENV211227	Kelley Engineered Equipment LLC	EQUIPMENT	\$6,782,034	\$6,782,034	6/13/2023	6/12/2025
FQ19196	Hatch Associates Consultants Inc	ENGINEERING	\$20,055,723	\$3,078,122	7/23/2019	7/22/2024



## (CIP0026) Station/Tunnel Leak Mitigation

FY2024 Q3

Initiative Type:

Investment Program:

Investment Category:

Mode:

Location:



### Description

### Expected Outcome

### Strategic Drivers



Safety



Security



Reliability/SGR

### Overall Status

Development & Evaluation	<input type="radio"/>
Implementation & Construction	<input type="radio"/>
Operations Activation	<input type="radio"/>

### Budget and Funding (\$ Millions)

FY2024 Current Budget	YTD % Budget Expended
\$0.00	0.0%

FY2024 Funding Sources	YTD Expended
Formula	\$0.00
PRIIA	\$0.00
Other	\$0.00
<b>Federal Subtotal</b>	<b>\$0.00</b>
System Performance	\$0.00
Reimbursable/Other	\$0.00
DC Dedicated Funding	\$0.00
MD Dedicated Funding	\$0.00
VA Non-Restricted Dedicated Funding	\$0.00
VA Restricted Dedicated Funding	\$0.00
<b>Local Subtotal</b>	<b>\$0.00</b>
<b>Debt</b>	<b>\$0.00</b>
<b>Net Accruals</b>	<b>\$0.00</b>
<b>Total FY2024 Expenditures</b>	<b>\$0.00</b>

**(CIP0026)**

**Top 30 Active Contracts by Allocated CIP Value**

There are no active contracts associated with this CIP

## (CIP0029) Warehouse Storage Improvements

Initiative Type: Project  
Investment Program: Support Equipment/Services  
Investment Category: Business & Operations Support

Mode:  
Location:



### Description

### Expected Outcome

### Strategic Drivers



Safety



Security



Reliability/SGR

### Overall Status

Development & Evaluation	<input type="radio"/>
Implementation & Construction	<input type="radio"/>
Operations Activation	<input type="radio"/>

The Remstar machine project at Dulles is discontinued, and the installation of the fire suppression system is no longer required. The contractor has been paid for the services rendered.

### Budget and Funding (\$ Millions)

Current Budget	YTD % Budget Expended
\$0.00	0.0%

Funding Sources	YTD Expended
Formula	\$0.00
PRIIA	\$0.00
Other	\$0.00
<b>Federal Subtotal</b>	<b>\$0.00</b>
System Performance	\$0.00
Reimbursable/Other	\$0.00
DC Dedicated Funding	\$0.02
MD Dedicated Funding	\$0.02
VA Non-Restricted Dedicated Funding	\$0.01
VA Restricted Dedicated Funding	\$0.00
<b>Local Subtotal</b>	<b>\$0.06</b>
<b>Debt</b>	<b>\$0.00</b>
<b>Net Accruals</b>	<b>\$0.00</b>
<b>Total Expenditures</b>	<b>\$0.06</b>




## (CIP0030) Currency Processing Machines

FY2024 Q3

Initiative Type: Project  
Investment Program: Support Equipment/Services  
Investment Category: Business & Operations Support

Mode:  
Location:

### Description



### Expected Outcome

### Strategic Drivers



Safety



Security



Reliability/SGR

### Overall Status

Development & Evaluation	<input type="radio"/>
Implementation & Construction	<input type="radio"/>
Operations Activation	<input type="radio"/>

### Budget and Funding (\$ Millions)

FY2024 Current Budget	YTD % Budget Expended
\$0.00	0.0%

FY2024 Funding Sources	YTD Expended
Formula	\$0.00
PRIIA	\$0.00
Other	\$0.00
<b>Federal Subtotal</b>	<b>\$0.00</b>
System Performance	\$0.00
Reimbursable/Other	\$0.00
DC Dedicated Funding	\$0.00
MD Dedicated Funding	\$0.00
VA Non-Restricted Dedicated Funding	\$0.00
VA Restricted Dedicated Funding	\$0.00
<b>Local Subtotal</b>	<b>\$0.00</b>
<b>Debt</b>	<b>\$0.00</b>
<b>Net Accruals</b>	<b>\$0.00</b>
<b>Total FY2024 Expenditures</b>	<b>\$0.00</b>

There are no active contracts associated with this CIP

## (CIP0032) Fare Media Encoders

FY2024 Q3

Initiative Type:

Investment Program:

Investment Category:

Mode:

Location:



### Description

### Expected Outcome

### Strategic Drivers



Safety



Security



Reliability/SGR

### Overall Status

Development & Evaluation	<input type="radio"/>
Implementation & Construction	<input type="radio"/>
Operations Activation	<input type="radio"/>

### Budget and Funding (\$ Millions)

FY2024 Current Budget	YTD % Budget Expended
\$0.00	0.0%

FY2024 Funding Sources	YTD Expended
Formula	\$0.00
PRIIA	\$0.00
Other	\$0.00
<b>Federal Subtotal</b>	<b>\$0.00</b>
System Performance	\$0.00
Reimbursable/Other	\$0.00
DC Dedicated Funding	\$0.00
MD Dedicated Funding	\$0.00
VA Non-Restricted Dedicated Funding	\$0.00
VA Restricted Dedicated Funding	\$0.00
<b>Local Subtotal</b>	<b>\$0.00</b>
<b>Debt</b>	<b>\$0.00</b>
<b>Net Accruals</b>	<b>\$0.00</b>
<b>Total FY2024 Expenditures</b>	<b>\$0.00</b>

There are no active contracts associated with this CIP



## (CIP0033) Revenue Facility Equipment Replacement

FY2024 Q3

Initiative Type: Project  
Investment Program: Support Equipment/Services  
Investment Category: Business & Operations Support

Mode: Bus

Location:

### Description

This program replaces and rehabilitates deteriorated bus bins, cash vaults and other equipment used to collect and transport cash and coins.



### Expected Outcome

Improves bus revenue processing reliability by reducing equipment failures.

### Strategic Drivers



Safety



Security



Reliability/SGR

### Overall Status

Development & Evaluation	<input type="radio"/>
Implementation & Construction	<input type="radio"/>
Operations Activation	<input type="radio"/>

### Budget and Funding (\$ Millions)

FY2024 Current Budget	YTD % Budget Expended
\$0.00	0.0%

FY2024 Funding Sources	YTD Expended
Formula	\$0.00
PRIIA	\$0.00
Other	\$0.00
<b>Federal Subtotal</b>	<b>\$0.00</b>
System Performance	\$0.00
Reimbursable/Other	\$0.00
DC Dedicated Funding	\$0.00
MD Dedicated Funding	\$0.00
VA Non-Restricted Dedicated Funding	\$0.00
VA Restricted Dedicated Funding	\$0.00
<b>Local Subtotal</b>	<b>\$0.00</b>
<b>Debt</b>	<b>\$0.00</b>
<b>Net Accruals</b>	<b>\$0.00</b>
<b>Total FY2024 Expenditures</b>	<b>\$0.00</b>

There are no active contracts associated with this CIP

## (CIP0034) Revenue Collection Facility Rehabilitation

FY2024 Q3

Initiative Type: Project  
Investment Program: Support Equipment/Services  
Investment Category: Business & Operations Support

Mode: Systemwide  
Location: Commonwealth of Virginia

### Description

This project will rehabilitate the revenue collection facility where Metro processes revenue and restore it to a state of good repair.



### Expected Outcome

Rehabilitate Metro's facility to maintain efficient and secure revenue collection operations.

### Strategic Drivers



Safety



Security



Reliability/SGR

### Overall Status

Development & Evaluation	
Implementation & Construction	
Operations Activation	

There was no activity in this quarter. Design work has progressed to 100%, and it is currently being reviewed by WMATA. The project is in the close-out phase

### Budget and Funding (\$ Millions)

FY2024 Current Budget	YTD % Budget Expended
\$0.00	0.0%

FY2024 Funding Sources	YTD Expended
Formula	\$0.00
PRIIA	\$0.00
Other	\$0.00
<b>Federal Subtotal</b>	<b>\$0.00</b>
System Performance	\$0.00
Reimbursable/Other	\$0.00
DC Dedicated Funding	\$0.15
MD Dedicated Funding	\$0.14
VA Non-Restricted Dedicated Funding	\$0.10
VA Restricted Dedicated Funding	\$0.03
<b>Local Subtotal</b>	<b>\$0.41</b>
<b>Debt</b>	<b>\$0.00</b>
<b>Net Accruals</b>	<b>(\$0.28)</b>
<b>Total FY2024 Expenditures</b>	<b>\$0.13</b>

**(CIP0034)****Top 30 Active Contracts by Allocated CIP Value**

Contract Number	Vendor	Activity	Contract Value	Allocated CIP Value	Contract Start Date	Contract Expiration Date
FQ18033B	HNTB Corporation	CONSULT	\$106,860,293	\$130,123	8/2/2018	8/2/2024
FQ19172L	Johnson Mirmiran & Thompson Inc	ENGINEERING	\$5,000,000	\$2,408,142	10/3/2019	10/3/2024

## (CIP0035) Bicycle and Pedestrian Facility Rehabilitation

FY2024 Q3

Initiative Type: Program  
Investment Program: Platforms & Structures  
Investment Category: Stations and Passenger Facilities

Mode: Rail  
Location: Systemwide

### Description

This program will improve non-vehicular access to Metrorail stations including: replacing bicycle racks and lockers that have reached the end of their useful life; as well as improving sidewalks and curb designs.



### Expected Outcome

Improves the safety and security of customers through updated pedestrian access routes and bicycle storage facilities as measured by the Metrorail customer injury rate performance indicator [FY21 target of ≤177 injuries] and the rate of crimes against passengers performance indicator [FY21 target of ≤840 crimes]. Supports the region's goals of reducing vehicle use by providing additional and updated options to access Metrorail facilities by foot or bicycle.

### Strategic Drivers



Safety



Security



Reliability/SGR

### Overall Status

(Programs are ongoing)

Development & Evaluation	
Implementation & Construction	
Operations Activation	

In Q3 the Bike Parking Equipment project, initiated after awarding the contract advertised in 2023, is progressing with the purchase of materials and planning for installation.

### Budget and Funding (\$ Millions)

FY2024 Current Budget	YTD % Budget Expended
\$0.66	117.2%

FY2024 Funding Sources	YTD Expended
Formula	\$0.00
PRIIA	\$0.00
Other	\$0.00
<b>Federal Subtotal</b>	<b>\$0.00</b>
System Performance	\$0.52
Reimbursable/Other	\$0.00
DC Dedicated Funding	\$0.03
MD Dedicated Funding	\$0.03
VA Non-Restricted Dedicated Funding	\$0.02
VA Restricted Dedicated Funding	\$0.01
<b>Local Subtotal</b>	<b>\$0.61</b>
<b>Debt</b>	<b>\$0.00</b>
<b>Net Accruals</b>	<b>\$0.16</b>
<b>Total FY2024 Expenditures</b>	<b>\$0.78</b>

**(CIP0035)****Top 30 Active Contracts by Allocated CIP Value**

Contract Number	Vendor	Activity	Contract Value	Allocated CIP Value	Contract Start Date	Contract Expiration Date
FQ10065-FY16	AECOM, USA, INC.	PLANNING	\$8,000,000	\$1,521,029	5/22/2012	4/30/2024
CIT01211282	Copper River Information Technology	EQUIP_MATL	\$22,061,314	\$17,839	7/26/2021	7/31/2024

## (CIP0036) Procurement Program Support

FY2024 Q3

Initiative Type: Program  
Investment Program: Support Equipment/Services  
Investment Category: Business & Operations Support

Mode: Systemwide  
Location: Systemwide

### Description

Staff support for capital program procurement activity including support for the management and oversight of Metro's Small Business and Disadvantaged Business Enterprise Programs.



### Expected Outcome

Addresses Metro compliance with federal and local jurisdictional regulations, including those regarding minority and small business contracting matters, and supports timely procurement of capital program and project contracts.

### Strategic Drivers



Safety



Security



Reliability/SGR

### Overall Status

(Programs are ongoing)

Development & Evaluation	<input type="radio"/>
Implementation & Construction	<input checked="" type="radio"/>
Operations Activation	<input type="radio"/>

Continuous staff support for capital program procurement activity including support for the management and oversight of Metro's Small Business and Disadvantaged Business Enterprise Programs.

### Budget and Funding (\$ Millions)

FY2024 Current Budget	YTD % Budget Expended
\$13.04	61.7%

FY2024 Funding Sources	YTD Expended
Formula	\$0.00
PRIIA	\$0.00
Other	\$0.00
<b>Federal Subtotal</b>	<b>\$0.00</b>
System Performance	\$7.66
Reimbursable/Other	\$0.00
DC Dedicated Funding	\$0.01
MD Dedicated Funding	\$0.01
VA Non-Restricted Dedicated Funding	\$0.00
VA Restricted Dedicated Funding	\$0.00
<b>Local Subtotal</b>	<b>\$7.67</b>
<b>Debt</b>	<b>\$0.00</b>
<b>Net Accruals</b>	<b>\$0.34</b>
<b>Total FY2024 Expenditures</b>	<b>\$8.01</b>

(CIP0036)	Top 30 Active Contracts by Allocated CIP Value
-----------	--

Contract Number	Vendor	Activity	Contract Value	Allocated CIP Value	Contract Start Date	Contract Expiration Date
FQ18033C	WSP USA Inc.	CONSULT	\$90,950,000	\$189,721	8/15/2018	5/31/2024



## (CIP0039) System Planning and Development

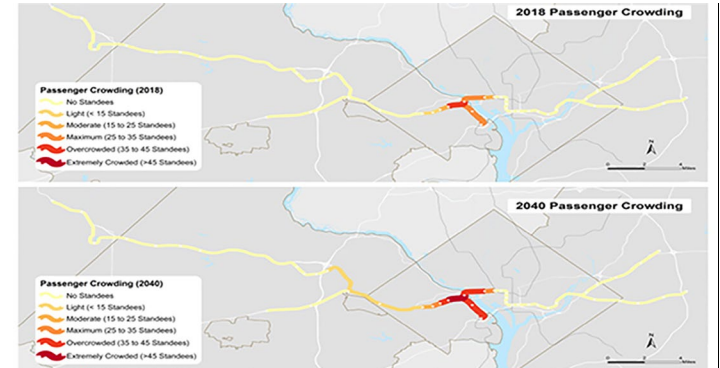
FY2024 Q3

Initiative Type: Program  
Investment Program: Support Equipment/Services  
Investment Category: Business & Operations Support

Mode: Systemwide  
Location: Systemwide

### Description

This program conducts near-term and long-range planning studies and produces plans for station improvements that improve pedestrian flow, travel time, customer experience, vertical transportation, bus and rail operations, and station access.



### Expected Outcome

Allows Metro to continue to improve service to equitably meet customer and regional needs.

### Strategic Drivers



Safety



Security



Reliability/SGR

### Overall Status

(Programs are ongoing)

Development & Evaluation	●
Implementation & Construction	●
Operations Activation	●

In the third quarter, the focus remained on conducting various consultant-led studies analyzing ridership and regional Transit Oriented studies, with these efforts continuing to provide valuable insights. The Better Bus Network Redesign program advanced with program support assisting in outreach activities, ensuring that the redesign process remains inclusive and responsive to community needs. Additionally, the finalization of the visionary map for the area progressed, with the first draft scheduled for review in Q4, marking a significant step toward visualizing the future of the region's transit system. The program also continued updating the stakeholder Supplemental Plan, ensuring that it reflects the latest developments and stakeholder input.

### Budget and Funding (\$ Millions)

FY2024 Current Budget	YTD % Budget Expended
\$7.56	79.0%

FY2024 Funding Sources	YTD Expended
Formula	\$0.00
PRIIA	\$0.00
Other	\$0.00
<b>Federal Subtotal</b>	<b>\$0.00</b>
System Performance	\$5.22
Reimbursable/Other	\$0.00
DC Dedicated Funding	\$0.01
MD Dedicated Funding	\$0.01
VA Non-Restricted Dedicated Funding	\$0.01
VA Restricted Dedicated Funding	\$0.00
<b>Local Subtotal</b>	<b>\$5.26</b>
<b>Debt</b>	<b>\$0.00</b>
<b>Net Accruals</b>	<b>\$0.47</b>
<b>Total FY2024 Expenditures</b>	<b>\$5.73</b>

**(CIP0039)****Top 30 Active Contracts by Allocated CIP Value**

<b>Contract Number</b>	<b>Vendor</b>	<b>Activity</b>	<b>Contract Value</b>	<b>Allocated CIP Value</b>	<b>Contract Start Date</b>	<b>Contract Expiration Date</b>
C20102H	Kimley-Horn and Associates Inc	CONSULT	\$8,860,948	\$7,660,948	10/1/2020	9/30/2024
CPLAN222199	KORBATO	CONSULT	\$1,252,116	\$1,252,116	10/18/2022	10/16/2027
C20102F	Arcadis Professional Services USA Inc	CONSULT	\$1,061,492	\$656,512	10/1/2020	9/30/2024
C20102C	Fehr & Peers DC LLP	CONSULT	\$420,673	\$420,673	10/1/2020	9/30/2024
FQ10065-FY16	AECOM, USA, INC.	PLANNING	\$8,000,000	\$457,691	5/22/2012	4/30/2024
CPLAN211091	MVS Inc	IT_SOFTWARE_OTH	\$1,298,466	\$322,174	12/8/2020	12/14/2024
CPLAN222056-KJC	Via Transportation Inc	IT_SOFTWARE_OTH	\$736,095	\$245,365	4/25/2022	4/24/2025
C20102B	Cambridge Systematics Inc	PLANNING	\$2,898,930	\$234,327	10/1/2020	9/30/2024

## (CIP0042) Asset Management Software Improvements

FY2024 Q3

Initiative Type:

Investment Program:

Investment Category:

Mode:

Location:

### Description



### Expected Outcome

### Strategic Drivers



Safety



Security



Reliability/SGR

### Overall Status

Development & Evaluation	<input type="radio"/>
Implementation & Construction	<input type="radio"/>
Operations Activation	<input type="radio"/>

### Budget and Funding (\$ Millions)

FY2024 Current Budget	YTD % Budget Expended
\$0.50	0.0%

FY2024 Funding Sources	YTD Expended
Formula	\$0.00
PRIIA	\$0.00
Other	\$0.00
<b>Federal Subtotal</b>	<b>\$0.00</b>
System Performance	\$0.00
Reimbursable/Other	\$0.00
DC Dedicated Funding	\$0.00
MD Dedicated Funding	\$0.00
VA Non-Restricted Dedicated Funding	\$0.00
VA Restricted Dedicated Funding	\$0.00
<b>Local Subtotal</b>	<b>\$0.00</b>
<b>Debt</b>	<b>\$0.00</b>
<b>Net Accruals</b>	<b>\$0.00</b>
<b>Total FY2024 Expenditures</b>	<b>\$0.00</b>

There are no active contracts associated with this CIP

## (CIP0043) Bus and Rail Scheduling and Operations Software Improvements

FY2024 Q3

Initiative Type: Project  
Investment Program: IT  
Investment Category: Business & Operations Support

Mode: Systemwide  
Location: Systemwide

### Description

This project will acquire software for both bus and rail scheduling functions.



### Expected Outcome

Increase the flexibility and efficiency of creating revenue service schedules to meet the needs of customers while reducing costs associated with operating and maintaining the system.

### Strategic Drivers



Safety



Security



Reliability/SGR

### Overall Status

Development & Evaluation	
Implementation & Construction	
Operations Activation	

In the third quarter, the HASTUS project continued developments. The project schedule compression from the original 2027 completion date is under contractual modification review, with an accelerated timeline dependent on resource availability. The HASTUS PROD/DR Environment was successfully completed. Phase 2 of the Rail Daily Ops Payroll project saw the acceptance of the Detail Design Specification (DDS), with customizations currently in progress. A Phase 2 implementation demo was held. For Phase 3 of the Bus Scheduling project, the DDS was accepted, and customizations are in progress. In the BTRA Form Digitization Process Automation project, the technology solution for document scanning and digitization was defined, with the Statement of Work (SOW) and procurement package submitted.

### Budget and Funding (\$ Millions)

FY2024 Current Budget	YTD % Budget Expended
\$4.29	52.3%

FY2024 Funding Sources	YTD Expended
Formula	\$0.00
PRIIA	\$0.00
Other	\$0.00
<b>Federal Subtotal</b>	<b>\$0.00</b>
System Performance	\$0.00
Reimbursable/Other	\$0.00
DC Dedicated Funding	\$0.80
MD Dedicated Funding	\$0.75
VA Non-Restricted Dedicated Funding	\$0.53
VA Restricted Dedicated Funding	\$0.16
<b>Local Subtotal</b>	<b>\$2.24</b>
<b>Debt</b>	<b>\$0.01</b>
<b>Net Accruals</b>	<b>(\$0.01)</b>
<b>Total FY2024 Expenditures</b>	<b>\$2.25</b>

**(CIP0043)**

**Top 30 Active Contracts by Allocated CIP Value**

There are no active contracts associated with this CIP

## (CIP0049) Technology Improvements for Administrative Functions

FY2024 Q3

Initiative Type:

Mode:

Investment Program:

Location:

Investment Category:

### Description



### Expected Outcome

### Strategic Drivers



Safety



Security



Reliability/SGR

### Overall Status

Development & Evaluation	<input type="radio"/>
Implementation & Construction	<input type="radio"/>
Operations Activation	<input type="radio"/>

### Budget and Funding (\$ Millions)

FY2024 Current Budget	YTD % Budget Expended
\$0.00	0.0%

FY2024 Funding Sources	YTD Expended
Formula	\$0.00
PRIIA	\$0.00
Other	\$0.00
<b>Federal Subtotal</b>	<b>\$0.00</b>
System Performance	\$0.00
Reimbursable/Other	\$0.00
DC Dedicated Funding	\$0.00
MD Dedicated Funding	\$0.00
VA Non-Restricted Dedicated Funding	\$0.00
VA Restricted Dedicated Funding	\$0.00
<b>Local Subtotal</b>	<b>\$0.00</b>
<b>Debt</b>	<b>\$0.00</b>
<b>Net Accruals</b>	<b>\$0.00</b>
<b>Total FY2024 Expenditures</b>	<b>\$0.00</b>

**(CIP0049)****Top 30 Active Contracts by Allocated CIP Value**

<b>Contract Number</b>	<b>Vendor</b>	<b>Activity</b>	<b>Contract Value</b>	<b>Allocated CIP Value</b>	<b>Contract Start Date</b>	<b>Contract Expiration Date</b>
CQ18183	Mythics LLC	IT_SOFTWARE_OTH	\$40,044,275	\$405,821	5/16/2018	5/15/2025



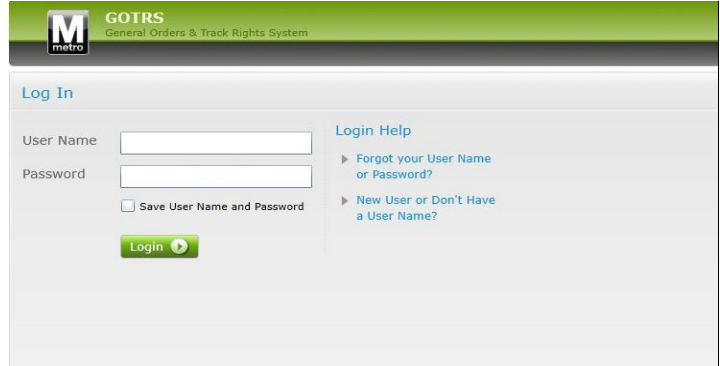
## (CIP0054) Customer Electronic Comms

FY2024 Q3

Initiative Type: Project  
Investment Program:  
Investment Category: Business & Operations Support

Mode:  
Location: Systemwide

### Description



### Expected Outcome

### Strategic Drivers



Safety



Security



Reliability/SGR

### Overall Status

Development & Evaluation	<input type="radio"/>
Implementation & Construction	<input type="radio"/>
Operations Activation	<input type="radio"/>

### Budget and Funding (\$ Millions)

FY2024 Current Budget	YTD % Budget Expended
\$0.25	-4.3%

FY2024 Funding Sources	YTD Expended
Formula	\$0.00
PRIIA	\$0.00
Other	\$0.00
<b>Federal Subtotal</b>	<b>\$0.00</b>
System Performance	\$0.00
Reimbursable/Other	\$0.00
DC Dedicated Funding	\$0.00
MD Dedicated Funding	\$0.00
VA Non-Restricted Dedicated Funding	\$0.00
VA Restricted Dedicated Funding	\$0.00
<b>Local Subtotal</b>	<b>(\$0.01)</b>
<b>Debt</b>	<b>\$0.00</b>
<b>Net Accruals</b>	<b>\$0.00</b>
<b>Total FY2024 Expenditures</b>	<b>(\$0.01)</b>

There are no active contracts associated with this CIP

## (CIP0056) Rail Service Management Software Improvements

FY2024 Q3

Initiative Type: Program

Investment Program: IT

Investment Category: Business & Operations Support

Mode: Rail

Location: Systemwide

### Description

This program will provide software updates and system integration between the Rail Operations Control Center (ROCC) and Passenger Information Display System (PIDS) at each station, ensuring train information is accurate and available to customers.



### Expected Outcome

Provides information to Metrorail customers and employees regarding train arrival schedules and service disruptions.

### Strategic Drivers



Safety



Security



Reliability/SGR

### Overall Status

(Programs are ongoing)

Development & Evaluation	●
Implementation & Construction	●
Operations Activation	●

In the third quarter, the focus remained on the Passenger Information Display System (PIDS) EclipsX. Efforts continued to enhance the software, customize it as needed, and ensure its maintenance. The project also prioritized support from SITA to ensure the system's efficiency and reliability.

### Budget and Funding (\$ Millions)

FY2024 Current Budget	YTD % Budget Expended
\$0.00	0.0%

FY2024 Funding Sources	YTD Expended
Formula	\$0.00
PRIIA	\$0.00
Other	\$0.00
<b>Federal Subtotal</b>	<b>\$0.00</b>
System Performance	\$0.00
Reimbursable/Other	\$0.00
DC Dedicated Funding	\$0.00
MD Dedicated Funding	\$0.00
VA Non-Restricted Dedicated Funding	\$0.00
VA Restricted Dedicated Funding	\$0.00
<b>Local Subtotal</b>	<b>\$0.01</b>
<b>Debt</b>	<b>\$0.00</b>
<b>Net Accruals</b>	<b>\$0.28</b>
<b>Total FY2024 Expenditures</b>	<b>\$0.29</b>

**(CIP0056)****Top 30 Active Contracts by Allocated CIP Value**

<b>Contract Number</b>	<b>Vendor</b>	<b>Activity</b>	<b>Contract Value</b>	<b>Allocated CIP Value</b>	<b>Contract Start Date</b>	<b>Contract Expiration Date</b>
CQ19104	Dell Marketing LP	IT_SOFTWARE_RAIL	\$194,300,000	\$3,748,310	7/23/2019	7/22/2024
CIT01211282	Copper River Information Technology	IT_HARDWARE_RAIL	\$22,061,314	\$952,159	7/26/2021	7/31/2024

## (CIP0059) 8000-Series Railcars

FY2024 Q3

Initiative Type: Project  
Investment Program: Acquisition  
Investment Category: Railcar and Railcar Facilities

Mode: Rail  
Location: Systemwide

### Description

This project acquires up to 800 new 8000 series railcars. The initial 360 vehicles replace the 2000 and 3000 series railcars.



### Expected Outcome

Acquires new railcars to allow for retirement of the 2000 and 3000 series cars at the end of their 40-year service life. Maintaining the rail fleet in a state of good repair prevents future safety and reliability concerns as measured by the Rail Fleet Reliability performance indicator [FY21 ≥15,000 miles between failure]. In addition, new railcars reduce maintenance needs, and provides improved customer features.

### Strategic Drivers



Safety



Security



Reliability/SGR

### Overall Status

Development & Evaluation	<div><div></div></div>
Implementation & Construction	<div><div></div></div>
Operations Activation	<div><div></div></div>

In the third quarter, the 8000-series railcar project continued to face challenges and delays in its schedule due to scope changes related to MOD 007 (Open Gangway System) and the Enterprise Video System (EVS) integration requirements with Hitachi. These challenges have led to a reassessment of the completion timeline for several milestones originally anticipated in FY24. Milestones impacted by these changes are currently under review with Hitachi. Despite these challenges, progress was made with the completion of the Approval of the Cab Soft Mockup. Additionally, the 'Fleet of the Future' Expo on the Mall was highly successful, allowing the general public to view and provide feedback on the soft mockup of the new railcar.

### Budget and Funding (\$ Millions)

FY2024 Current Budget	YTD % Budget Expended
\$42.14	26.5%

FY2024 Funding Sources	YTD Expended
Formula	\$0.00
PRIIA	\$0.00
Other	\$0.00
<b>Federal Subtotal</b>	<b>\$0.00</b>
System Performance	\$0.00
Reimbursable/Other	\$0.00
DC Dedicated Funding	\$0.08
MD Dedicated Funding	\$0.08
VA Non-Restricted Dedicated Funding	\$0.06
VA Restricted Dedicated Funding	\$0.02
<b>Local Subtotal</b>	<b>\$0.23</b>
<b>Debt</b>	<b>\$17.28</b>
<b>Net Accruals</b>	<b>(\$6.32)</b>
<b>Total FY2024 Expenditures</b>	<b>\$11.19</b>

**(CIP0059)****Top 30 Active Contracts by Allocated CIP Value**

<b>Contract Number</b>	<b>Vendor</b>	<b>Activity</b>	<b>Contract Value</b>	<b>Allocated CIP Value</b>	<b>Contract Start Date</b>	<b>Contract Expiration Date</b>
CCSCM211074	Sharp And Company	CONSULT	\$14,000,000	\$144,063	5/17/2021	5/17/2024
CMTPD211108	Universal Protection Service LLC	CONSULT	\$69,339,396	\$53,570	10/26/2021	11/30/2024
CQ19038	Hitachi Rail Washington LLC	RAILCARS	\$730,000,000	\$730,000,000	11/30/2020	11/29/2030
FQ18149	Hatch Associates Consultants Inc	ENGINEERING	\$39,683,664	\$26,786,269	9/18/2018	9/17/2025

## (CIP0063) Rail Vehicle Scheduled Maintenance Program

FY2024 Q3

Initiative Type: Program  
Investment Program: Maintenance/Overhaul  
Investment Category: Railcar and Railcar Facilities

Mode: Rail  
Location: Systemwide

### Description

This program will support scheduled overhauls of approximately one-fifth of the fleet (225 cars) annually. Major rail vehicle systems overhauled include, but are not limited to, replacement of wheels, brakes, traction motors, propulsion systems, HVAC, couplers and vital relays.



### Expected Outcome

Maintains the rail fleet in a state of good repair to prevent future safety and reliability concerns as measured by the Rail Fleet Reliability performance indicator [FY21  $\geq$  15000 miles between failure] and the Metrorail customer injury rate performance indicator [FY21 target of  $\leq$ 177 injuries].

### Strategic Drivers



Safety



Security



Reliability/SGR

### Overall Status

(Programs are ongoing)

Development & Evaluation	
Implementation & Construction	
Operations Activation	

Work on the 2000 Series Rehab was initiated for HVAC system overhauls, although no cars were completed in this quarter. The 3000 Series SMP did not see any railcars undergoing overhauls, but pre-SMP work began for the next iteration of the 3000-Series SMP. Similarly, the 6000 Series Coupler Campaign did not address any railcars in Q3. The 7000 Series SMP also did not have any railcars undergoing overhauls in this quarter, with the finalization of the last pre-SMP items expected to lead to on-car work starting in the next quarter. Notably, the 7000 Series Wheelset Replacement Program (WRP) saw progress with 88 cars completed in Q3FY24, bringing the total for the fiscal year to date to 112 cars. Work has been gradually increasing, with the entire 7K fleet expected to be completed over the course of three years.

### Budget and Funding (\$ Millions)

FY2024 Current Budget	YTD % Budget Expended
\$86.31	105.8%

FY2024 Funding Sources	YTD Expended
Formula	\$38.55
PRIIA	\$0.31
Other	\$0.00
<b>Federal Subtotal</b>	<b>\$38.86</b>
System Performance	\$0.00
Reimbursable/Other	\$0.00
DC Dedicated Funding	\$17.40
MD Dedicated Funding	\$16.28
VA Non-Restricted Dedicated Funding	\$11.61
VA Restricted Dedicated Funding	\$3.45
<b>Local Subtotal</b>	<b>\$48.73</b>
<b>Debt</b>	<b>\$0.00</b>
<b>Net Accruals</b>	<b>\$1.68</b>
<b>Total FY2024 Expenditures</b>	<b>\$89.28</b>

**(CIP0063)****Top 30 Active Contracts by Allocated CIP Value**

Contract Number	Vendor	Activity	Contract Value	Allocated CIP Value	Contract Start Date	Contract Expiration Date
FQ18033G	Gannett Fleming Engineers and Architects	CONSULT	\$105,000,000	\$50,000	8/23/2018	8/30/2024
FCMNT211263	Kawasaki Rail Car Inc	RAIL_REHAB	\$85,021,056	\$49,451,944	4/5/2022	4/4/2025
FCMNT211163-RLJ	Knorr Brake Holding Corporation	RAIL_REHAB	\$25,884,972	\$25,884,972	4/12/2022	9/22/2024
FCMNT222203-RLJ-	Voith US Inc	RAIL_REHAB	\$25,351,114	\$12,675,557	1/2/2023	1/1/2026
FCMNT222310	Dellner Inc	RAIL_REHAB	\$45,000,000	\$12,633,840	1/25/2023	1/25/2026
FCMNT222242	Knorr Brake Holding Corporation	RAIL_REHAB	\$5,975,724	\$5,975,724	5/1/2023	4/30/2024
FCMNT233010-ER	Westinghouse Air Brake Technologies Corp	RAIL_REHAB	\$5,681,212	\$5,681,212	3/31/2023	3/30/2025
FCMNT233338-RLJ	Standard Steel LLC	RAIL_REHAB	\$2,350,000	\$2,350,000	3/21/2023	5/20/2024
FCMNT233236-NS	RDG LLC	REPAIRABLES	\$1,837,975	\$1,876,975	5/19/2023	5/18/2025
FCMNT222238	Schunk Carbon Technology LLC	RAIL_REHAB	\$706,000	\$470,430	10/3/2022	10/2/2024
FCMNT233399	Bureau Veritas North America, Inc.	3RD_PARTY	\$341,842	\$341,842	5/9/2023	5/8/2026
FCMNT233236-NS	RDG LLC	REPAIRABLES	\$1,837,975	\$165,750	5/19/2023	5/18/2025
CCMNT211126-ER	NSH USA Corporation	RAIL_REHAB	\$523,835	\$104,485	9/14/2021	9/20/2024
F20172	Dellner Inc	RAIL_REHAB	\$13,000,000	\$16,373	7/6/2021	7/5/2024



## (CIP0067) Rail Vehicle Safety & Reliability Improvements

FY2024 Q3

Initiative Type: Program  
Investment Program: Maintenance/Overhaul  
Investment Category: Railcar and Railcar Facilities

Mode: Rail  
Location: Systemwide

### Description

This program performs engineering analysis, diagnosis, testing and resolution of safety, maintenance and operational issues for Metro railcars.



### Expected Outcome

Improves and maintains the reliability of the railcar fleet as measured by the Rail Fleet Reliability performance indicator [FY21  $\geq 15,000$  miles between failure].

### Strategic Drivers



Safety



Security



Reliability/SGR

### Overall Status

(Programs are ongoing)

Development & Evaluation	<input type="radio"/>
Implementation & Construction	<input checked="" type="radio"/>
Operations Activation	<input type="radio"/>

In the third quarter, civil work at Site 5 (East Falls Church) is nearly completed. Planning to start the install of Site 5 AWIS in late April/early May. Civil work at Site 6 is expected to start in May and complete in May. Installation of Site 6 is planned for June. The AWIS service contract (essentially, an extended warranty) should be issued by PRMT (Procurement and Materials) to KLD in April.

### Budget and Funding (\$ Millions)

FY2024 Current Budget	YTD % Budget Expended
\$4.54	27.4%

FY2024 Funding Sources	YTD Expended
Formula	\$0.00
PRIIA	\$0.00
Other	\$0.06
<b>Federal Subtotal</b>	<b>\$0.06</b>
System Performance	\$0.00
Reimbursable/Other	\$0.00
DC Dedicated Funding	\$0.42
MD Dedicated Funding	\$0.39
VA Non-Restricted Dedicated Funding	\$0.28
VA Restricted Dedicated Funding	\$0.08
<b>Local Subtotal</b>	<b>\$1.18</b>
<b>Debt</b>	<b>\$0.00</b>
<b>Net Accruals</b>	<b>\$0.00</b>
<b>Total FY2024 Expenditures</b>	<b>\$1.24</b>

**(CIP0067)****Top 30 Active Contracts by Allocated CIP Value**

<b>Contract Number</b>	<b>Vendor</b>	<b>Activity</b>	<b>Contract Value</b>	<b>Allocated CIP Value</b>	<b>Contract Start Date</b>	<b>Contract Expiration Date</b>
FQ18033G	Gannett Fleming Engineers and Architects	CONSULT	\$105,000,000	\$100,000	8/23/2018	8/30/2024
FQ18033B	HNTB Corporation	CONSULT	\$112,266,842	\$96,885	8/2/2018	8/2/2024
FQ18033F	DHA/RK&K Joint Venture	CONSULT	\$115,000,000	\$5,000	8/16/2018	8/1/2024
C20147	K&J Safety & Security Consulting	CONSULT	\$19,773,890	\$15,000	9/30/2020	10/31/2025
FQ19148	Hatch Associates Consultants Inc	ENGINEERING	\$24,676,051	\$225,000	7/8/2019	6/30/2026

## (CIP0072) Elevator Rehabilitation Program

FY2024 Q3

Initiative Type: Program  
Investment Program: Vertical Transportation  
Investment Category: Stations and Passenger Facilities

Mode: Rail  
Location: Systemwide

### Description

This program rehabilitates elevators at Metrorail stations across the system including the replacement of internal elevator components and lighting upgrades to maintain a state of good repair.



### Expected Outcome

Maintains elevators in a state of good repair to preserve availability as measured by the Elevator Availability key performance indicator [FY21 target ≥97%].

### Strategic Drivers



Safety



Security



Reliability/SGR

### Overall Status

(Programs are ongoing)

Development & Evaluation	
Implementation & Construction	
Operations Activation	

### Budget and Funding (\$ Millions)

FY2024 Current Budget	YTD % Budget Expended
\$6.59	23.8%

FY2024 Funding Sources	YTD Expended
Formula	\$0.00
PRIIA	\$0.54
Other	\$0.00
<b>Federal Subtotal</b>	<b>\$0.54</b>
System Performance	\$0.00
Reimbursable/Other	\$0.00
DC Dedicated Funding	\$0.09
MD Dedicated Funding	\$0.08
VA Non-Restricted Dedicated Funding	\$0.06
VA Restricted Dedicated Funding	\$0.02
<b>Local Subtotal</b>	<b>\$0.25</b>
<b>Debt</b>	<b>\$0.96</b>
<b>Net Accruals</b>	<b>(\$0.41)</b>
<b>Total FY2024 Expenditures</b>	<b>\$1.34</b>

**(CIP0072)****Top 30 Active Contracts by Allocated CIP Value**

<b>Contract Number</b>	<b>Vendor</b>	<b>Activity</b>	<b>Contract Value</b>	<b>Allocated CIP Value</b>	<b>Contract Start Date</b>	<b>Contract Expiration Date</b>
FRBIR222275	C3M Power Systems, LLC	CONSULT	\$108,102,205	\$106,602	10/26/2022	10/25/2027
FQ14021R	Tompkins/Mid-American JV	CONSTRUCTION	\$38,548,424	\$23,375,195	4/9/2014	7/24/2024
FQ14021R	Tompkins/Mid-American JV	CONSTRUCTION	\$44,159,004	\$4,797,080	4/9/2014	7/24/2024
FQ14021R	Tompkins/Mid-American JV	CONSTRUCTION	\$40,788,424	\$573,499	4/9/2014	7/24/2024
FRBIR222275	C3M Power Systems, LLC	CONSTRUCTION	\$108,102,205	\$140,151	10/26/2022	10/25/2027
FRBIR222275	C3M Power Systems, LLC	CONSTRUCTION	\$108,102,205	\$33,461	10/26/2022	10/25/2027
FBPLN222297-SV	Benons LLC	3RD_PARTY	\$1,520,324	\$634,735	11/1/2022	10/31/2024

## (CIP0073) Escalator Rehabilitation Program

FY2024 Q3

Initiative Type: Program  
Investment Program: Vertical Transportation  
Investment Category: Stations and Passenger Facilities

Mode: Rail  
Location: Systemwide

### Description

This program rehabilitates escalators at Metrorail stations to maintain a state of good repair.



### Expected Outcome

Maintains escalators in a state of good repair to prevent potential safety issues and preserve availability as measured by the Escalator Availability key performance indicator [FY21 target  $\geq 92\%$ ].

### Strategic Drivers



Safety






Security



Reliability/SGR

### Overall Status

(Programs are ongoing)

Development & Evaluation	
Implementation & Construction	
Operations Activation	

CIP0073 was terminated and all remainder work was moved to other CIPs, including CIP0185, therefore no units completed in Q3.

### Budget and Funding (\$ Millions)

FY2024 Current Budget	YTD % Budget Expended
\$14.34	17.1%

FY2024 Funding Sources	YTD Expended
Formula	\$0.00
PRIIA	\$0.78
Other	\$0.00
<b>Federal Subtotal</b>	<b>\$0.78</b>
System Performance	\$0.00
Reimbursable/Other	\$0.00
DC Dedicated Funding	\$0.04
MD Dedicated Funding	\$0.03
VA Non-Restricted Dedicated Funding	\$0.02
VA Restricted Dedicated Funding	\$0.01
<b>Local Subtotal</b>	<b>\$0.10</b>
<b>Debt</b>	<b>\$2.89</b>
<b>Net Accruals</b>	<b>(\$0.01)</b>
<b>Total FY2024 Expenditures</b>	<b>\$3.76</b>

**(CIP0073)****Top 30 Active Contracts by Allocated CIP Value**

<b>Contract Number</b>	<b>Vendor</b>	<b>Activity</b>	<b>Contract Value</b>	<b>Allocated CIP Value</b>	<b>Contract Start Date</b>	<b>Contract Expiration Date</b>
FRBIR222275	C3M Power Systems, LLC	CONSULT	\$108,102,205	\$106,602	10/26/2022	10/25/2027
FQ19006	TMAKm Joint Venture	CONSTRUCTION	\$65,383,719	\$65,383,719	8/28/2019	8/27/2024

## (CIP0074) Parking Access & Collection Equipment

FY2024 Q3

Initiative Type: Project

Mode:

Investment Program:

Location:

Systemwide

Investment Category:

### Description



### Expected Outcome

### Strategic Drivers



Safety



Security



Reliability/SGR

### Overall Status

Development & Evaluation	<input type="radio"/>
Implementation & Construction	<input type="radio"/>
Operations Activation	<input type="radio"/>

### Budget and Funding (\$ Millions)

FY2024 Current Budget	YTD % Budget Expended
\$0.00	0.0%

FY2024 Funding Sources	YTD Expended
Formula	\$0.00
PRIIA	\$0.00
Other	\$0.00
<b>Federal Subtotal</b>	<b>\$0.00</b>
System Performance	\$0.02
Reimbursable/Other	\$0.00
DC Dedicated Funding	\$0.00
MD Dedicated Funding	\$0.00
VA Non-Restricted Dedicated Funding	\$0.00
VA Restricted Dedicated Funding	\$0.00
<b>Local Subtotal</b>	<b>\$0.02</b>
<b>Debt</b>	<b>\$0.00</b>
<b>Net Accruals</b>	<b>(\$0.05)</b>
<b>Total FY2024 Expenditures</b>	<b>(\$0.03)</b>

**(CIP0074)**

**Top 30 Active Contracts by Allocated CIP Value**

There are no active contracts associated with this CIP



## (CIP0076) Rail System Power Upgrades

FY2024 Q3

Initiative Type: Project  
Investment Program: Power  
Investment Category: Rail Systems

Mode: Rail  
Location: Systemwide

### Description

This project will upgrade and replace electrical infrastructure equipment to improve performance of the rail power system and accommodate additional eight-car trains. Upgrades to the rail power infrastructure include traction power substations, tie breaker stations, cabling, and transformers to both increase system capacity and reliability. Future upgrades on the Red, Yellow, and Green lines will be completed with the needed state of good repair work under CIP0253.



### Expected Outcome

Contributes to Metro's ability to operate more eight-car trains in revenue service to increase capacity, reduce crowding, and improve the riding experience for Metrorail customers.

### Strategic Drivers



Safety



Security



Reliability/SGR

### Overall Status

Development & Evaluation	
Implementation & Construction	
Operations Activation	

In the third quarter, progress was made on the Blue Line Contract, with partial Equipment & Spare Parts Delivery completed for Franconia-Springfield, along with Contract Modification AC Transfer Trip Changes for Van Dorn and Franconia-Springfield. Additionally, the RGO Contract was successfully closed out.

### Budget and Funding (\$ Millions)

FY2024 Current Budget	YTD % Budget Expended
\$5.86	99.9%

FY2024 Funding Sources	YTD Expended
Formula	\$0.00
PRIIA	\$0.00
Other	\$0.00
<b>Federal Subtotal</b>	<b>\$0.00</b>
System Performance	\$0.00
Reimbursable/Other	\$0.49
DC Dedicated Funding	\$0.00
MD Dedicated Funding	\$0.00
VA Non-Restricted Dedicated Funding	\$0.00
VA Restricted Dedicated Funding	\$0.00
<b>Local Subtotal</b>	<b>\$0.49</b>
<b>Debt</b>	<b>\$7.74</b>
<b>Net Accruals</b>	<b>(\$0.38)</b>
<b>Total FY2024 Expenditures</b>	<b>\$7.85</b>

**(CIP0076)****Top 30 Active Contracts by Allocated CIP Value**

<b>Contract Number</b>	<b>Vendor</b>	<b>Activity</b>	<b>Contract Value</b>	<b>Allocated CIP Value</b>	<b>Contract Start Date</b>	<b>Contract Expiration Date</b>
FQ18033C	WSP USA Inc.	CONSULT	\$90,950,000	\$1,264,336	8/15/2018	5/31/2024
FQ18033A	Parsons Transportation Group Inc	CONSULT	\$83,700,000	\$82,431	9/24/2018	8/1/2024
FQ17165	C3M Power Systems, LLC	CONSTRUCTION	\$83,802,881	\$3,535,557	4/20/2018	6/30/2024
FQ17165	C3M Power Systems, LLC	CONSTRUCTION	\$83,802,881	\$2,140,910	4/20/2018	6/30/2024
C20147	K&J Safety & Security Consulting	CONSTRUCTION	\$19,773,890	\$75,000	9/30/2020	10/31/2025
FQ18033C	WSP USA Inc.	ENGINEERING	\$90,950,000	\$1,264,336	8/15/2018	5/31/2024

## (CIP0084) Southern Ave Bus Garage

FY2024 Q3

Initiative Type:

Investment Program:

Investment Category:

### Description

Mode:

Location:



### Expected Outcome

### Strategic Drivers



Safety



Security



Reliability/SGR

### Overall Status

Development & Evaluation	<input type="radio"/>
Implementation & Construction	<input type="radio"/>
Operations Activation	<input type="radio"/>

### Budget and Funding (\$ Millions)

FY2024 Current Budget	YTD % Budget Expended
\$0.00	0.0%

FY2024 Funding Sources	YTD Expended
Formula	\$0.00
PRIIA	\$0.00
Other	\$0.00
<b>Federal Subtotal</b>	<b>\$0.00</b>
System Performance	\$0.00
Reimbursable/Other	\$0.00
DC Dedicated Funding	\$0.00
MD Dedicated Funding	\$0.00
VA Non-Restricted Dedicated Funding	\$0.00
VA Restricted Dedicated Funding	\$0.00
<b>Local Subtotal</b>	<b>\$0.00</b>
<b>Debt</b>	<b>\$0.00</b>
<b>Net Accruals</b>	<b>\$0.00</b>
<b>Total FY2024 Expenditures</b>	<b>\$0.00</b>

There are no active contracts associated with this CIP

## (CIP0086) Shepherd Pkwy Bus CNG Facility

FY2024 Q3

Initiative Type:

Investment Program:

Investment Category:

### Description

Mode:

Location:



### Expected Outcome

### Strategic Drivers



Safety



Security



Reliability/SGR

### Overall Status

Development & Evaluation	<input type="radio"/>
Implementation & Construction	<input type="radio"/>
Operations Activation	<input type="radio"/>

### Budget and Funding (\$ Millions)

FY2024 Current Budget	YTD % Budget Expended
\$0.00	0.0%

FY2024 Funding Sources	YTD Expended
Formula	\$0.00
PRIIA	\$0.00
Other	\$0.00
<b>Federal Subtotal</b>	<b>\$0.00</b>
System Performance	\$0.00
Reimbursable/Other	\$0.00
DC Dedicated Funding	\$0.00
MD Dedicated Funding	\$0.00
VA Non-Restricted Dedicated Funding	\$0.00
VA Restricted Dedicated Funding	\$0.00
<b>Local Subtotal</b>	<b>\$0.00</b>
<b>Debt</b>	<b>\$0.00</b>
<b>Net Accruals</b>	<b>\$0.00</b>
<b>Total FY2024 Expenditures</b>	<b>\$0.00</b>

There are no active contracts associated with this CIP

## (CIP0087) Station and Facility Restoration Program

FY2024 Q3

Initiative Type: Program  
Investment Program: Platforms & Structures  
Investment Category: Stations and Passenger Facilities

Mode: Rail  
Location: Systemwide

### Description

This program consists of evaluation of station condition, replacement of worn materials and fixtures, thorough cleaning and power washing of concrete and architectural features and the rehabilitation of restrooms and breakrooms. Each Metrorail station is scheduled for restoration approximately every four years.



### Expected Outcome

Provides customers and employees with a safe, clean and well-maintained environment.

### Strategic Drivers



Safety



Security



Reliability/SGR

### Overall Status

(Programs are ongoing)

Development & Evaluation	<span style="color: green;">●</span>
Implementation & Construction	<span style="color: green;">●</span>
Operations Activation	<span style="color: gray;">○</span>

In the third quarter, WMATA completed station rehabilitations at Tyson's Corner, Greensboro, Branch Ave, Cleveland Park, Bethesda, and Eastern Market. Restroom renovations were completed at Waterfront, Glenmont (Men's & Customer's), Wheaton (Employee & Garage- Employee), Addison Road, College Park, Grosvenor-Strathmore, Huntington, Minnesota Ave, Pentagon, Twin Brook, and Crystal City. Franconia-Springfield renovations are currently in progress and will be completed in Q4. Station rehab work is ongoing at Downtown Largo, Congress Heights, Gallery Place, and Fort Totten, with completion expected in Q4.

### Budget and Funding (\$ Millions)

FY2024 Current Budget	YTD % Budget Expended
\$11.38	66.0%

FY2024 Funding Sources	YTD Expended
Formula	\$0.00
PRIIA	\$0.00
Other	\$0.00
<b>Federal Subtotal</b>	<b>\$0.00</b>
System Performance	\$0.00
Reimbursable/Other	\$0.00
DC Dedicated Funding	\$1.26
MD Dedicated Funding	\$1.18
VA Non-Restricted Dedicated Funding	\$0.84
VA Restricted Dedicated Funding	\$0.25
<b>Local Subtotal</b>	<b>\$3.52</b>
<b>Debt</b>	<b>\$3.96</b>
<b>Net Accruals</b>	<b>\$0.02</b>
<b>Total FY2024 Expenditures</b>	<b>\$7.50</b>

**(CIP0087)****Top 30 Active Contracts by Allocated CIP Value**

Contract Number	Vendor	Activity	Contract Value	Allocated CIP Value	Contract Start Date	Contract Expiration Date
FQ18033G	Gannett Fleming Engineers and Architects	CONSULT	\$105,000,000	\$500,001	8/23/2018	8/30/2024
FQ18033F	DHA/RK&K Joint Venture	CONSULT	\$115,000,000	\$36,410	8/16/2018	8/1/2024
FRBIR222275	C3M Power Systems, LLC	CONSTRUCTION	\$108,102,205	\$211,878	10/26/2022	10/25/2027



## (CIP0088) Station Entrance Canopy Installation

FY2024 Q3

Initiative Type: Project  
Investment Program: Platforms & Structures  
Investment Category: Stations and Passenger Facilities

Mode: Rail  
Location: Systemwide

### Description

This project installs new station entrance canopies over entry escalators and stairways.



### Expected Outcome

Improves the reliability and useful life of escalators by protecting escalators and stairways from exposure to weather as measured by the Escalator Availability key performance indicator [FY21 target  $\geq 92\%$ ]. Provides additional coverage for customers as they enter and exit the station.

### Strategic Drivers



Safety



Security



Reliability/SGR

### Overall Status

Development & Evaluation	
Implementation & Construction	
Operations Activation	

In Q3, Metro continued work on the Station Entrance Canopy project, focusing on two stairways and five canopy locations. Progress included completing the College Park stairway Phase 1 side of stairs and ongoing construction for Phase 2. At Judiciary Square, stairway demolition was completed. Civil work at Arlington North and retaining wall work at Judiciary Square were also completed. Additionally, fabrication for the Arlington Cemetery South canopy is 90% completed. Work on developing canopy shop drawings for U St, Capitol South, Smithsonian, and Archives continued, and entrance wall work at Tenleytown was ongoing.

### Budget and Funding (\$ Millions)

FY2024 Current Budget	YTD % Budget Expended
\$8.84	60.3%

FY2024 Funding Sources	YTD Expended
Formula	\$2.04
PRIIA	\$0.00
Other	\$0.00
<b>Federal Subtotal</b>	<b>\$2.04</b>
System Performance	\$0.00
Reimbursable/Other	\$0.00
DC Dedicated Funding	\$0.74
MD Dedicated Funding	\$0.69
VA Non-Restricted Dedicated Funding	\$0.49
VA Restricted Dedicated Funding	\$0.15
<b>Local Subtotal</b>	<b>\$2.07</b>
<b>Debt</b>	<b>\$0.00</b>
<b>Net Accruals</b>	<b>\$1.12</b>
<b>Total FY2024 Expenditures</b>	<b>\$5.23</b>

**(CIP0088)****Top 30 Active Contracts by Allocated CIP Value**

<b>Contract Number</b>	<b>Vendor</b>	<b>Activity</b>	<b>Contract Value</b>	<b>Allocated CIP Value</b>	<b>Contract Start Date</b>	<b>Contract Expiration Date</b>
FQ18033C	WSP USA Inc.	CONSULT	\$90,950,000	\$176,065	8/15/2018	5/31/2024
FQ19172G	Gannett Fleming Engineers and Architects	CONSULT	\$78,300,000	\$701,892	10/3/2019	11/14/2024
CCSCM211074	Sharp And Company	CONSULT	\$14,000,000	\$28,708	5/17/2021	5/17/2024
FMCAP211066	Clark Construction Group, LLC	CONSTRUCTION	\$37,007,563	\$37,007,563	9/16/2021	9/15/2026
C20147	K&J Safety & Security Consulting	CONSTRUCTION	\$19,773,890	\$30,000	9/30/2020	10/31/2025

## (CIP0099) Joint Development Program Support

FY2024 Q3

Initiative Type: Program  
Investment Program: Support Equipment/Services  
Investment Category: Business & Operations Support

Mode: Systemwide  
Location: Systemwide

### Description

This program supports the technical, legal, real estate advisory, and related services to support joint development planning and execution.



### Expected Outcome

Allows Metro to perform appropriate due diligence and accelerates the process to support joint development near stations, increase ridership and economic development.

### Strategic Drivers



Safety



Security



Reliability/SGR

### Overall Status

(Programs are ongoing)

Development & Evaluation	
Implementation & Construction	
Operations Activation	

In Q3, Metro continued its work on negotiation and transaction support for existing and planned land/real estate joint development projects. Outside counsel provided legal support, and Metro participated in Compact Public Hearings and received financial advisory services for joint development offerings.

### Budget and Funding (\$ Millions)

FY2024 Current Budget	YTD % Budget Expended
\$2.65	49.5%

FY2024 Funding Sources	YTD Expended
Formula	\$0.00
PRIIA	\$0.00
Other	\$0.00
<b>Federal Subtotal</b>	<b>\$0.00</b>
System Performance	\$1.90
Reimbursable/Other	\$0.00
DC Dedicated Funding	\$0.01
MD Dedicated Funding	\$0.01
VA Non-Restricted Dedicated Funding	\$0.01
VA Restricted Dedicated Funding	\$0.00
<b>Local Subtotal</b>	<b>\$1.93</b>
<b>Debt</b>	<b>\$0.00</b>
<b>Net Accruals</b>	<b>(\$0.77)</b>
<b>Total FY2024 Expenditures</b>	<b>\$1.16</b>

**(CIP0099)****Top 30 Active Contracts by Allocated CIP Value**

<b>Contract Number</b>	<b>Vendor</b>	<b>Activity</b>	<b>Contract Value</b>	<b>Allocated CIP Value</b>	<b>Contract Start Date</b>	<b>Contract Expiration Date</b>
FQ18033C	WSP USA Inc.	CONSULT	\$90,950,000	\$397,599	8/15/2018	5/31/2024
CLAND211254-5E (DBE)	Hayat Brown LLC	CONSULT	\$0	\$499,612	12/9/2022	11/15/2027
CLAND211254-2D	HR&A Advisors Inc	CONSULT	\$0	\$340,675	11/16/2022	11/15/2027
CCSCM211074	Sharp And Company	CONSULT	\$14,000,000	\$308,707	5/17/2021	5/17/2024
CLAND211254-5C	Jones Lang LaSalle Americas Inc	CONSULT	\$0	\$249,917	11/16/2022	11/15/2027
CLAND211254-5D	Redgate Real Estate Advisors LLC	CONSULT	\$0	\$249,660	12/9/2022	11/15/2027
CLAND211254-5B	HR&A Advisors Inc	CONSULT	\$0	\$247,300	11/29/2022	11/15/2027

## (CIP0101) Internal Compliance Capital Management Support

FY2024 Q3

Initiative Type: Program  
Investment Program: Support Equipment/Services  
Investment Category: Business & Operations Support

Mode: Systemwide  
Location: Systemwide

### Description

This program supports the performance of internal audits and oversight of the capital program.



### Expected Outcome

Allows Metro's capital program to be executed with strong organizational governance, internal controls and effective risk management.

### Strategic Drivers



Safety



Security



Reliability/SGR

### Overall Status

(Programs are ongoing)

Development & Evaluation	<input type="radio"/>
Implementation & Construction	<input checked="" type="radio"/>
Operations Activation	<input type="radio"/>

Continuous support for the performance of internal audit and oversight of capital program.

### Budget and Funding (\$ Millions)

FY2024 Current Budget	YTD % Budget Expended
\$1.20	74.9%

FY2024 Funding Sources	YTD Expended
Formula	\$0.00
PRIIA	\$0.00
Other	\$0.00
<b>Federal Subtotal</b>	<b>\$0.00</b>
System Performance	\$0.82
Reimbursable/Other	\$0.00
DC Dedicated Funding	\$0.00
MD Dedicated Funding	\$0.00
VA Non-Restricted Dedicated Funding	\$0.00
VA Restricted Dedicated Funding	\$0.00
<b>Local Subtotal</b>	<b>\$0.82</b>
<b>Debt</b>	<b>\$0.00</b>
<b>Net Accruals</b>	<b>\$0.07</b>
<b>Total FY2024 Expenditures</b>	<b>\$0.90</b>

**(CIP0101)****Top 30 Active Contracts by Allocated CIP Value**

Contract Number	Vendor	Activity	Contract Value	Allocated CIP Value	Contract Start Date	Contract Expiration Date
CINCP211174-W02	Ernst & Young US LLP	CONSULT	\$11,614,021	\$2,400,000	9/13/2021	9/12/2024



## (CIP0102) Police District III Substation

FY2024 Q3

Initiative Type: Project  
Investment Program: MTPD  
Investment Category: Business & Operations Support

Mode: Systemwide  
Location: Maryland

### Description

This project provides a permanent and dedicated transit police substation by renovating a former child care facility at Morgan Boulevard Station to serve as a police substation with administrative office workspace, locker rooms, a break room, gym, interview rooms, and other workspaces.



### Expected Outcome

Improves the distribution of police personnel to strengthen customer safety and security through reduced response times to police calls as measured by the Metrorail customer injury rate performance indicator [FY21 target of ≤177 customer injuries], the Metrobus customer injury rate performance indicator [FY21 target of ≤154 customer injuries] and the rate of crimes against passengers performance indicator [FY21 target of ≤840 crimes].

### Strategic Drivers



Safety



Security



Reliability/SGR

### Overall Status

Development & Evaluation	<input type="radio"/>
Implementation & Construction	<input type="radio"/>
Operations Activation	<input type="radio"/>

In the third quarter, the project completed construction and progressed with design and package development. Efforts focused on addressing punch list items, commissioning, integrating network systems, and fulfilling testing and third-party inspection requirements

### Budget and Funding (\$ Millions)

FY2024 Current Budget	YTD % Budget Expended
\$3.50	130.0%

FY2024 Funding Sources	YTD Expended
Formula	\$0.00
PRIIA	\$0.00
Other	\$0.00
<b>Federal Subtotal</b>	<b>\$0.00</b>
System Performance	\$0.00
Reimbursable/Other	\$0.00
DC Dedicated Funding	\$0.00
MD Dedicated Funding	\$0.00
VA Non-Restricted Dedicated Funding	\$0.00
VA Restricted Dedicated Funding	\$0.00
<b>Local Subtotal</b>	<b>\$0.00</b>
<b>Debt</b>	<b>\$4.58</b>
<b>Net Accruals</b>	<b>(\$0.22)</b>
<b>Total FY2024 Expenditures</b>	<b>\$4.36</b>

**(CIP0102)****Top 30 Active Contracts by Allocated CIP Value**

<b>Contract Number</b>	<b>Vendor</b>	<b>Activity</b>	<b>Contract Value</b>	<b>Allocated CIP Value</b>	<b>Contract Start Date</b>	<b>Contract Expiration Date</b>
FQ18033G	Gannett Fleming Engineers and Architects	CONSULT	\$105,000,000	\$1,100,000	8/23/2018	8/30/2024
FQ18033A	Parsons Transportation Group Inc	CONSULT	\$83,700,000	\$384,197	9/24/2018	8/1/2024
FQ18033A	Parsons Transportation Group Inc	CONSULT	\$83,400,000	\$126,189	9/24/2018	8/1/2024
FQ18033I	AECOM-STV JV	CONSULT	\$70,000,000	\$50,000	7/1/2018	6/30/2025
FQ19172M	Mott MacDonald-WSP Joint Venture	CONSULT	\$56,000,000	\$154,506	10/3/2019	10/3/2024



## (CIP0106) Special Operations Division Facility

FY2024 Q3

Initiative Type:

Mode:

Investment Program:

Location:

Investment Category:

### Description



### Expected Outcome

### Strategic Drivers



Safety



Security



Reliability/SGR

### Overall Status

Development & Evaluation	<input type="radio"/>
Implementation & Construction	<input type="radio"/>
Operations Activation	<input type="radio"/>

### Budget and Funding (\$ Millions)

FY2024 Current Budget	YTD % Budget Expended
\$0.00	0.0%

FY2024 Funding Sources	YTD Expended
Formula	\$0.00
PRIIA	\$0.00
Other	\$0.00
<b>Federal Subtotal</b>	<b>\$0.00</b>
System Performance	\$0.00
Reimbursable/Other	\$0.00
DC Dedicated Funding	\$0.00
MD Dedicated Funding	\$0.00
VA Non-Restricted Dedicated Funding	\$0.00
VA Restricted Dedicated Funding	\$0.00
<b>Local Subtotal</b>	<b>\$0.00</b>
<b>Debt</b>	<b>\$0.00</b>
<b>Net Accruals</b>	<b>\$0.00</b>
<b>Total FY2024 Expenditures</b>	<b>\$0.00</b>

(CIP0106)	Top 30 Active Contracts by Allocated CIP Value
-----------	--

Contract Number	Vendor	Activity	Contract Value	Allocated CIP Value	Contract Start Date	Contract Expiration Date
FQ18033G	Gannett Fleming Engineers and Architects	CONSULT	\$105,000,000	\$15,000	8/23/2018	8/30/2024

## (CIP0127) Transit Police Support Equipment

FY2024 Q3

Initiative Type: Program  
Investment Program: MTPD  
Investment Category: Business & Operations Support

Mode: Systemwide  
Location: Systemwide

### Description

This program will provide acquisition and lifecycle replacement of various support equipment for the Metro Transit Police Department (MTPD).



### Expected Outcome

Supports the security of Metro's passengers and employees by equipping MTPD.

### Strategic Drivers



Safety



Security



Reliability/SGR

### Overall Status

(Programs are ongoing)

Development & Evaluation	<input type="radio"/>
Implementation & Construction	<input checked="" type="radio"/>
Operations Activation	<input type="radio"/>

In the third quarter, Metro completed the installation of storage lockers and locker combinations. Additionally, lockers were installed to secure docking stations in 23 locations. However, the purchase and installation of CCTV cameras are on hold pending final review and approval by the Metro Transit Police Department (MTPD).

### Budget and Funding (\$ Millions)

FY2024 Current Budget	YTD % Budget Expended
\$1.99	40.4%

FY2024 Funding Sources	YTD Expended
Formula	\$0.00
PRIIA	\$0.00
Other	\$0.00
<b>Federal Subtotal</b>	<b>\$0.00</b>
System Performance	\$0.00
Reimbursable/Other	\$0.00
DC Dedicated Funding	\$0.26
MD Dedicated Funding	\$0.24
VA Non-Restricted Dedicated Funding	\$0.17
VA Restricted Dedicated Funding	\$0.05
<b>Local Subtotal</b>	<b>\$0.72</b>
<b>Debt</b>	<b>\$0.06</b>
<b>Net Accruals</b>	<b>\$0.03</b>
<b>Total FY2024 Expenditures</b>	<b>\$0.80</b>

**(CIP0127)****Top 30 Active Contracts by Allocated CIP Value**

<b>Contract Number</b>	<b>Vendor</b>	<b>Activity</b>	<b>Contract Value</b>	<b>Allocated CIP Value</b>	<b>Contract Start Date</b>	<b>Contract Expiration Date</b>
CMTPD233135	Axon Enterprise, Inc.	EQUIP_MATL	\$1,786,125	\$1,786,125	12/8/2022	12/31/2027
FMTPD233201	Axon Enterprise, Inc.	EQUIP_MATL	\$4,796,250	\$959,250	12/28/2022	10/14/2027

## (CIP0131) Capital Program Financing Support

FY2024 Q3

Initiative Type: Program  
Investment Program: Support Equipment/Services  
Investment Category: Business & Operations Support

Mode: Systemwide  
Location: Systemwide

### Description

This program funds the availability fees and interest expense for Metro's short-term line of credit used for capital program expenditures.



### Expected Outcome

Provides Metro access to borrowing to finance the capital program.

### Strategic Drivers



Safety



Security



Reliability/SGR

### Overall Status

Development & Evaluation	<input type="radio"/>
Implementation & Construction	<input type="radio"/>
Operations Activation	<input type="radio"/>

Finance cost for the line of credit have been realized for Q3.

### Budget and Funding (\$ Millions)

FY2024 Current Budget	YTD % Budget Expended
\$1.03	52.0%

FY2024 Funding Sources	YTD Expended
Formula	\$0.00
PRIIA	\$0.00
Other	\$0.00
<b>Federal Subtotal</b>	<b>\$0.00</b>
System Performance	\$0.50
Reimbursable/Other	\$0.00
DC Dedicated Funding	\$0.00
MD Dedicated Funding	\$0.00
VA Non-Restricted Dedicated Funding	\$0.00
VA Restricted Dedicated Funding	\$0.00
<b>Local Subtotal</b>	<b>\$0.50</b>
<b>Debt</b>	<b>\$0.00</b>
<b>Net Accruals</b>	<b>\$0.00</b>
<b>Total FY2024 Expenditures</b>	<b>\$0.50</b>

There are no active contracts associated with this CIP

## (CIP0132) Escalator and Elevator Overhaul Program

FY2024 Q3

Initiative Type: Program  
Investment Program: Vertical Transportation  
Investment Category: Stations and Passenger Facilities

Mode: Rail  
Location: Systemwide

### Description

This program rehabilitates or replaces escalator and elevator components based on condition and asset management criteria.



### Expected Outcome

Maintains elevators and escalators in a state of good repair to preserve availability as measured by the Elevator Availability key performance indicator [FY21 target  $\geq 97\%$ ] and the Escalator Availability key performance indicator [FY21 target  $\geq 92\%$ ].

### Strategic Drivers



Safety



Security



Reliability/SGR

### Overall Status

(Programs are ongoing)

Development & Evaluation	●
Implementation & Construction	●
Operations Activation	●

In Q3, maintenance activities included the completion of 776 work orders, which involved step chain, handrail, gearbox, and drive chain replacements, as well as welding. Two escalator modernizations were completed at West Hyattsville and McPherson Square. Additionally, an NTP was issued for overall main engineering assessment, elevator glass cleaning, and elevator wellway and truss cleaning, which is still in the procurement phase.

### Budget and Funding (\$ Millions)

FY2024 Current Budget	YTD % Budget Expended
\$13.00	51.8%

FY2024 Funding Sources	YTD Expended
Formula	\$0.00
PRIIA	\$0.00
Other	\$0.00
<b>Federal Subtotal</b>	<b>\$0.00</b>
System Performance	\$0.00
Reimbursable/Other	\$0.00
DC Dedicated Funding	\$0.00
MD Dedicated Funding	\$0.00
VA Non-Restricted Dedicated Funding	\$0.00
VA Restricted Dedicated Funding	\$0.00
<b>Local Subtotal</b>	<b>\$0.00</b>
<b>Debt</b>	<b>\$6.80</b>
<b>Net Accruals</b>	<b>(\$0.11)</b>
<b>Total FY2024 Expenditures</b>	<b>\$6.69</b>

**(CIP0132)****Top 30 Active Contracts by Allocated CIP Value**

<b>Contract Number</b>	<b>Vendor</b>	<b>Activity</b>	<b>Contract Value</b>	<b>Allocated CIP Value</b>	<b>Contract Start Date</b>	<b>Contract Expiration Date</b>
FQ18033G	Gannett Fleming Engineers and Architects	CONSULT	\$105,000,000	\$200,000	8/23/2018	8/30/2024
FQ18033I	AECOM-STV JV	CONSULT	\$70,000,000	\$100,000	7/1/2018	6/30/2025
FQ18033F	DHA/RK&K Joint Venture	CONSULT	\$115,000,000	\$55,410	8/16/2018	8/1/2024
FRBIR222275	C3M Power Systems, LLC	CONSULT	\$108,102,205	\$213,203	10/26/2022	10/25/2027
FRBIR222275	C3M Power Systems, LLC	CONSTRUCTION	\$108,102,205	\$542,870	10/26/2022	10/25/2027
ELES233517-123	Admiral Elevator Co., Inc.	3RD_PARTY	\$249,690	\$249,690	3/14/2024	3/13/2025
FQ19172P	C C Johnson & Malhotra PC	ENGINEERING	\$4,000,000	\$1,690,306	10/3/2019	1/29/2025



## (CIP0133) Train Detection and Warning System

FY2024 Q3

Initiative Type: Project  
Investment Program: Signals & Communications  
Investment Category: Rail Systems

Mode: Rail  
Location:

### Description

This project is for the design and installation of a wayside intrusion detection system within Metro's railcar train wash systems, service and inspection areas.



### Expected Outcome

Protects the safety of Metro employees by alerting them to nearby train movement as measured by the Metrorail system employee injury rate performance indicator [FY20 target of less than 3.4 per 200,000 hours worked].

### Strategic Drivers



Safety



Security



Reliability/SGR

### Overall Status

Development & Evaluation	<input type="radio"/>
Implementation & Construction	<input type="radio"/>
Operations Activation	<input type="radio"/>

### Budget and Funding (\$ Millions)

FY2024 Current Budget	YTD % Budget Expended
\$0.00	0.0%

FY2024 Funding Sources	YTD Expended
Formula	\$0.00
PRIIA	\$0.00
Other	\$0.00
<b>Federal Subtotal</b>	<b>\$0.00</b>
System Performance	\$0.00
Reimbursable/Other	\$0.00
DC Dedicated Funding	\$0.06
MD Dedicated Funding	\$0.06
VA Non-Restricted Dedicated Funding	\$0.04
VA Restricted Dedicated Funding	\$0.01
<b>Local Subtotal</b>	<b>\$0.17</b>
<b>Debt</b>	<b>\$0.00</b>
<b>Net Accruals</b>	<b>(\$0.17)</b>
<b>Total FY2024 Expenditures</b>	<b>\$0.00</b>

**(CIP0133)****Top 30 Active Contracts by Allocated CIP Value**

<b>Contract Number</b>	<b>Vendor</b>	<b>Activity</b>	<b>Contract Value</b>	<b>Allocated CIP Value</b>	<b>Contract Start Date</b>	<b>Contract Expiration Date</b>
FQ18033G	Gannett Fleming Engineers and Architects	CONSULT	\$105,000,000	\$900,000	8/23/2018	8/30/2024

## (CIP0136) Radio Infrastructure Replacement

FY2024 Q3

Initiative Type: Project  
Investment Program: Signals & Communications  
Investment Category: Rail Systems

Mode: Rail  
Location: Systemwide

### Description

This project replaces Metro's existing radio system operating in the 450-490 MHz frequency band with a new system operating in the 700 MHz band, as required by the Federal Communications Commission (FCC). In addition, wireless signal communications will be installed throughout the tunnel system allowing customers to utilize wireless service while underground.



### Expected Outcome

Improves Metro's ability to communicate with first responders in the surrounding jurisdictions efficiently. Increases internal efficiency by enabling employees to communicate with the Operations Control Center and management seamlessly throughout the system. Also, provides wireless coverage throughout the underground portions of Metrorail, which improves the customer's riding experience and makes Metrorail a more attractive option.

### Strategic Drivers



Safety






Security



Reliability/SGR

### Overall Status

Development & Evaluation	
Implementation & Construction	
Operations Activation	

In the third quarter, the radio system upgrade project continued its progress. Three site-specific construction completion inspections were conducted at above-ground tower sites. The pilot installation of mobile radios on 6000 series cars was completed successfully and approved, allowing the team to move into full production installation. Advanced coverage testing was performed at 21 out of 64 stations to identify deficiencies with the existing station distributed antenna systems, resulting in the identification of issues at two stations and the commencement of remediation work. Designs were completed for 10 of 59 control station packages. Additionally, detailed planning began for the early activation of the 700MHz radio for New Carrollton Yard and activation planning for the Arlington County 800MHz radio system, both scheduled for completion by the end of Q2 FY25.

### Budget and Funding (\$ Millions)

FY2024 Current Budget	YTD % Budget Expended
\$51.70	81.0%

FY2024 Funding Sources	YTD Expended
Formula	\$0.00
PRIIA	\$3.34
Other	\$0.00
<b>Federal Subtotal</b>	<b>\$3.34</b>
System Performance	\$0.00
Reimbursable/Other	\$0.25
DC Dedicated Funding	\$3.13
MD Dedicated Funding	\$2.93
VA Non-Restricted Dedicated Funding	\$2.09
VA Restricted Dedicated Funding	\$0.62
<b>Local Subtotal</b>	<b>\$9.02</b>
<b>Debt</b>	<b>\$17.31</b>
<b>Net Accruals</b>	<b>\$8.36</b>
<b>Total FY2024 Expenditures</b>	<b>\$38.03</b>

**(CIP0136)****Top 30 Active Contracts by Allocated CIP Value**

<b>Contract Number</b>	<b>Vendor</b>	<b>Activity</b>	<b>Contract Value</b>	<b>Allocated CIP Value</b>	<b>Contract Start Date</b>	<b>Contract Expiration Date</b>
FQ18033F	DHA/RK&K Joint Venture	CONSULT	\$115,000,000	\$11,546,107	8/16/2018	8/1/2024
FQ18033A	Parsons Transportation Group Inc	CONSULT	\$83,700,000	\$9,464,101	9/24/2018	8/1/2024
FQ18033I	AECOM-STV JV	CONSULT	\$71,200,000	\$7,023,238	7/1/2018	6/30/2024
FQ18033C	WSP USA Inc.	CONSULT	\$90,950,000	\$166,065	8/15/2018	5/31/2024
C20147	K&J Safety & Security Consulting	CONSTRUCTION	\$19,773,890	\$90,000	9/30/2020	10/31/2025
FQ15000	Motorola Solutions Inc.	CONSTRUCTION	\$319,782,331	\$62,480	12/23/2016	12/31/2026
FQ15000	Motorola Solutions Inc.	EQUIP_MATL	\$319,782,331	\$55,684,835	12/23/2016	12/31/2026
FQ15000	Motorola Solutions Inc.	LEASES	\$319,782,331	\$2,533,843	12/23/2016	12/31/2026
FSSRP244134	Graybar Electric Co Inc	EQUIP_MATL	\$0	\$70,844	1/23/2024	12/31/2024
FRBIR233489	James River Solutions LLC	EQUIP_MATL	\$56,540	\$56,540	7/17/2023	7/16/2028


## (CIP0139) Safety Audit Recommendations

FY2024 Q3

Initiative Type: Project  
Investment Program: Signals & Communications  
Investment Category: Rail Systems

Mode: Rail  
Location:

### Description



### Expected Outcome

### Strategic Drivers



Safety



Security



Reliability/SGR

### Overall Status

Development & Evaluation	<input type="radio"/>
Implementation & Construction	<input type="radio"/>
Operations Activation	<input type="radio"/>

### Budget and Funding (\$ Millions)

FY2024 Current Budget	YTD % Budget Expended
\$0.00	0.0%

FY2024 Funding Sources	YTD Expended
Formula	\$0.00
PRIIA	\$0.00
Other	\$0.00
<b>Federal Subtotal</b>	<b>\$0.00</b>
System Performance	\$0.00
Reimbursable/Other	\$0.00
DC Dedicated Funding	\$0.00
MD Dedicated Funding	\$0.00
VA Non-Restricted Dedicated Funding	\$0.00
VA Restricted Dedicated Funding	\$0.00
<b>Local Subtotal</b>	<b>\$0.00</b>
<b>Debt</b>	<b>\$0.00</b>
<b>Net Accruals</b>	<b>\$0.00</b>
<b>Total FY2024 Expenditures</b>	<b>\$0.00</b>

**(CIP0139)****Top 30 Active Contracts by Allocated CIP Value**

Contract Number	Vendor	Activity	Contract Value	Allocated CIP Value	Contract Start Date	Contract Expiration Date
C20147	K&J Safety & Security Consulting	CONSTRUCTION	\$19,773,890	\$75,000	9/30/2020	10/31/2025

## (CIP0142) Rail Vehicle Preventive Maintenance

FY2024 Q3

Initiative Type: Program  
Investment Program: Maintenance/Overhaul  
Investment Category: Railcar and Railcar Facilities

Mode: Rail  
Location: Systemwide

### Description

This program supports a portion of the annual preventive maintenance activities of the railcar fleet. The balance of activity is charged to Metro's operating budget.



### Expected Outcome

Allows railcars to receive necessary preventive maintenance to maintain the fleet in a state of good repair as measured by the Rail Fleet Reliability performance indicator [FY21  $\geq 15,000$  miles between failure].

### Strategic Drivers



Safety



Security



Reliability/SGR

### Overall Status

(Programs are ongoing)

Development & Evaluation	<input type="radio"/>
Implementation & Construction	<input checked="" type="radio"/>
Operations Activation	<input type="radio"/>

Continuous support of the annual preventive maintenance activities of the railcar fleet.

### Budget and Funding (\$ Millions)

FY2024 Current Budget	YTD % Budget Expended
\$199.00	28.1%

FY2024 Funding Sources	YTD Expended
Formula	\$22.42
PRIIA	\$0.00
Other	\$0.00
<b>Federal Subtotal</b>	<b>\$22.42</b>
System Performance	\$0.00
Reimbursable/Other	\$0.00
DC Dedicated Funding	\$0.01
MD Dedicated Funding	\$0.01
VA Non-Restricted Dedicated Funding	\$0.00
VA Restricted Dedicated Funding	\$0.00
<b>Local Subtotal</b>	<b>\$0.02</b>
<b>Debt</b>	<b>\$0.00</b>
<b>Net Accruals</b>	<b>\$1.78</b>
<b>Total FY2024 Expenditures</b>	<b>\$24.22</b>

**(CIP0142)**

**Top 30 Active Contracts by Allocated CIP Value**

There are no active contracts associated with this CIP



## (CIP0143) Bus Vehicle Preventive Maintenance

FY2024 Q3

Initiative Type: Program  
Investment Program: Maintenance/Overhaul  
Investment Category: Bus, Bus Facilities & Paratransit

Mode: Bus  
Location: Systemwide

### Description

This program supports a portion of the annual preventive maintenance activities of the Metrobus fleet. The balance of activity is charged to Metro's operating budget.



### Expected Outcome

Allows the bus fleet to receive necessary preventive maintenance to maintain the fleet in a state of good repair as measured by the Bus Fleet Reliability performance indicator [FY21 target  $\geq 7,000$  miles between failures].

### Strategic Drivers



Safety



Security



Reliability/SGR

### Overall Status

(Programs are ongoing)

Development & Evaluation	<input type="radio"/>
Implementation & Construction	<input checked="" type="radio"/>
Operations Activation	<input type="radio"/>

Continuous support of the annual preventive maintenance activities of the Metrobus fleet.

### Budget and Funding (\$ Millions)

FY2024 Current Budget	YTD % Budget Expended
\$1.00	0.0%

FY2024 Funding Sources	YTD Expended
Formula	\$0.00
PRIIA	\$0.00
Other	\$0.00
<b>Federal Subtotal</b>	<b>\$0.00</b>
System Performance	\$0.00
Reimbursable/Other	\$0.00
DC Dedicated Funding	\$0.00
MD Dedicated Funding	\$0.00
VA Non-Restricted Dedicated Funding	\$0.00
VA Restricted Dedicated Funding	\$0.00
<b>Local Subtotal</b>	<b>\$0.00</b>
<b>Debt</b>	<b>\$0.00</b>
<b>Net Accruals</b>	<b>\$0.00</b>
<b>Total FY2024 Expenditures</b>	<b>\$0.00</b>

**(CIP0143)**

**Top 30 Active Contracts by Allocated CIP Value**

There are no active contracts associated with this CIP

## (CIP0145) Facility Security Monitoring Equipment Program

FY2024 Q3

Initiative Type: Program  
Investment Program: Station Systems  
Investment Category: Stations and Passenger Facilities

Mode: Systemwide  
Location: Systemwide

### Description

This program will provide for the hardening and improvement of security at various rail yards, stations, and facilities by installing closed circuit television (CCTV) surveillance, public address systems, intercoms and additional security measures.



### Expected Outcome

Addresses the safety and security of customers and employees through monitoring of the interior and exterior of stations and facilities as measured by the Metrorail customer injury rate performance indicator [FY21 target of ≤1.40 injuries per million passengers] and the rate of crimes against passengers performance indicator [FY21 target of ≤5.3 crimes per million passengers or fewer]. Monitoring deters crime, enables clear communication of public safety notices in rail stations and ensures proper functioning of devices used to request assistance

### Overall Status

(Programs are ongoing)

Development & Evaluation	●
Implementation & Construction	●
Operations Activation	●

The One Badge Phase 2 project resumed in January, with an adjusted completion timeline expected in Q4 FY24. The Anacostia Electronic Security System (ESS) project continued and is anticipated to extend through FY25Q2, ensuring effective implementation and integration of electronic security measures at the Anacostia location. NTP was issued for One Badge Phase 2, and work started. ESS upgrades at Branch Avenue, Shady Grove, Greenbelt, and Glenmont yards are now complete. ESS upgrades at the Anacostia Parking Garage are on schedule and currently 60% completed. Intercom upgrades at Fort Totten, Stadium Armory, and Congress Heights are on schedule. Access control and CCTV upgrades at Dulles Warehouse are completed, and the project is in closeout. The tunnel camera demonstration has been completed, with evaluation started. End platform camera upgrades are 95% complete, with expected completion in April 2024

### Strategic Drivers



Safety



Security



Reliability/SGR

### Budget and Funding (\$ Millions)

FY2024 Current Budget	YTD % Budget Expended
\$18.38	71.0%

FY2024 Funding Sources	YTD Expended
Formula	\$0.00
PRIIA	\$0.00
Other	\$0.00
<b>Federal Subtotal</b>	<b>\$0.00</b>
System Performance	\$0.00
Reimbursable/Other	\$0.00
DC Dedicated Funding	\$4.80
MD Dedicated Funding	\$4.49
VA Non-Restricted Dedicated Funding	\$3.20
VA Restricted Dedicated Funding	\$0.95
<b>Local Subtotal</b>	<b>\$13.44</b>
<b>Debt</b>	<b>\$0.00</b>
<b>Net Accruals</b>	<b>(\$0.86)</b>
<b>Total FY2024 Expenditures</b>	<b>\$12.58</b>

**(CIP0145)****Top 30 Active Contracts by Allocated CIP Value**

<b>Contract Number</b>	<b>Vendor</b>	<b>Activity</b>	<b>Contract Value</b>	<b>Allocated CIP Value</b>	<b>Contract Start Date</b>	<b>Contract Expiration Date</b>
FQ18033G	Gannett Fleming Engineers and Architects	CONSULT	\$105,000,000	\$2,096,000	8/23/2018	8/30/2024
FQ18033G	Gannett Fleming Engineers and Architects	CONSULT	\$105,000,000	\$800,000	8/23/2018	8/30/2024
FQ18033G	Gannett Fleming Engineers and Architects	CONSULT	\$105,000,000	\$100,000	8/23/2018	8/30/2024
FQ18033F	DHA/RK&K Joint Venture	CONSULT	\$115,000,000	\$72,804	8/16/2018	8/1/2024
FQ19172A	AECOM, USA, INC.	CONSULT	\$15,000,000	\$1,193,404	10/3/2019	10/3/2024
FQ19172A	AECOM, USA, INC.	CONSULT	\$16,400,000	\$222,954	10/3/2019	11/14/2024
FATOC222351 - A	Aldridge Electric Inc	CONSTRUCTION	\$10,000,000	\$2,206,707	2/3/2023	2/2/2028
FATOC222351 - C	James Electrical Control Inc	CONSTRUCTION	\$10,000,000	\$1,760,036	2/2/2023	2/2/2028
FRBIR222275	C3M Power Systems, LLC	CONSTRUCTION	\$108,102,205	\$1,323,705	10/26/2022	10/25/2027
FRBIR222275	C3M Power Systems, LLC	CONSTRUCTION	\$108,102,205	\$511,540	10/26/2022	10/25/2027
FQ16036D	Signature Renovations LLC	CONSTRUCTION	\$15,000,000	\$4,810	10/10/2017	4/10/2024
CSSRP244124	ADGO Inc	EQUIP_MATL	\$169,940	\$169,940	1/17/2024	1/16/2027
CIT01211282	Copper River Information Technology	EQUIP_MATL	\$22,061,314	\$100,586	7/26/2021	7/31/2024
CQ19104	Dell Marketing LP	IT_HARDWARE_OTH	\$194,300,000	\$39,513	7/23/2019	7/22/2024
FQ19172M	Mott MacDonald-WSP Joint Venture	ENGINEERING	\$18,000,000	\$3,058,805	10/3/2019	10/3/2024

## (CIP0150) Support Facility Fire System Rehabilitation

FY2024 Q3

Initiative Type: Program  
Investment Program: Support Equipment/Services  
Investment Category: Business & Operations Support

Mode: Rail  
Location: Systemwide

### Description

This project upgrades fire alarm and electronic security systems at support facilities including bus garages, railyards, and administrative buildings.



### Expected Outcome

Improves compliance with National Fire Protection Association (NFPA) standards, which will improve the safety of Metro employees, help safeguard Metro assets, and maintain current fire alarm systems in a state of good repair.

### Strategic Drivers



Safety



Security



Reliability/SGR

### Overall Status

(Programs are ongoing)

Development & Evaluation	<input type="radio"/>
Implementation & Construction	<input checked="" type="radio"/>
Operations Activation	<input type="radio"/>

In the third quarter, the Pennsy Drive project was successfully closed out in February 2024. The New Carrollton yard upgrade was also completed, with closure in March 2024. Grosvenor station work was finished in March 2024. The Four Mile gas detection project began in February 2024 and is expected to be completed by February 2025. However, the Southern bus garage Fire and Gas Detection Upgrade purchase order is on hold, awaiting review by BUS and pending procurement.

### Budget and Funding (\$ Millions)

FY2024 Current Budget	YTD % Budget Expended
\$6.09	45.8%

FY2024 Funding Sources	YTD Expended
Formula	\$0.00
PRIIA	\$1.09
Other	\$0.00
<b>Federal Subtotal</b>	<b>\$1.09</b>
System Performance	\$0.00
Reimbursable/Other	\$0.00
DC Dedicated Funding	\$0.30
MD Dedicated Funding	\$0.28
VA Non-Restricted Dedicated Funding	\$0.20
VA Restricted Dedicated Funding	\$0.06
<b>Local Subtotal</b>	<b>\$0.85</b>
<b>Debt</b>	<b>\$0.53</b>
<b>Net Accruals</b>	<b>(\$0.01)</b>
<b>Total FY2024 Expenditures</b>	<b>\$2.46</b>

**(CIP0150)****Top 30 Active Contracts by Allocated CIP Value**

<b>Contract Number</b>	<b>Vendor</b>	<b>Activity</b>	<b>Contract Value</b>	<b>Allocated CIP Value</b>	<b>Contract Start Date</b>	<b>Contract Expiration Date</b>
FQ18033G	Gannett Fleming Engineers and Architects	CONSULT	\$105,000,000	\$400,000	8/23/2018	8/30/2024
FQ18033G	Gannett Fleming Engineers and Architects	CONSULT	\$105,000,000	\$60,000	8/23/2018	8/30/2024
FQ18033F	DHA/RK&K Joint Venture	CONSULT	\$115,000,000	\$72,804	8/16/2018	8/1/2024
FATOC222351 - C	James Electrical Control Inc	CONSTRUCTION	\$10,000,000	\$1,795,000	2/2/2023	2/2/2028
FATOC222351 - D	Singleton Electric Company Inc	CONSTRUCTION	\$10,000,000	\$455,000	2/3/2023	2/2/2028

## (CIP0151) Rail Station Cooling Rehabilitation Program

FY2024 Q3

Initiative Type: Program  
Investment Program: Station Systems  
Investment Category: Stations and Passenger Facilities

Mode: Rail  
Location: Systemwide

### Description

This program rehabilitates and replaces station cooling system components including, but not limited to, chiller plants, cooling towers, water piping, ventilation systems, air handling units, and ductwork. During the warmer months of the calendar year, Metro operates equipment to cool and circulate the ambient air in parts of the station.



### Expected Outcome

Supports customer and employee comfort during hot days.

### Strategic Drivers



Safety



Security



Reliability/SGR

### Overall Status

(Programs are ongoing)

Development & Evaluation	
Implementation & Construction	
Operations Activation	

In the third quarter, progress continued on the Chiller Facility Rehabilitation project at Van Ness, Rosslyn, Stadium Armory, and L'Enfant Plaza. Demolition was completed at Rosslyn and Stadium Armory, while hydro-testing was successfully conducted at Van Ness and L'Enfant Plaza. The project is making significant advancements at all four locations, with activities proceeding according to plan.

### Budget and Funding (\$ Millions)

FY2024 Current Budget	YTD % Budget Expended
\$9.49	171.3%

FY2024 Funding Sources	YTD Expended
Formula	\$2.58
PRIIA	\$0.00
Other	\$0.00
<b>Federal Subtotal</b>	<b>\$2.58</b>
System Performance	\$0.00
Reimbursable/Other	\$0.00
DC Dedicated Funding	\$0.03
MD Dedicated Funding	\$0.02
VA Non-Restricted Dedicated Funding	\$0.02
VA Restricted Dedicated Funding	\$0.01
<b>Local Subtotal</b>	<b>\$0.07</b>
<b>Debt</b>	<b>\$11.42</b>
<b>Net Accruals</b>	<b>\$1.17</b>
<b>Total FY2024 Expenditures</b>	<b>\$15.24</b>



**(CIP0151)****Top 30 Active Contracts by Allocated CIP Value**

<b>Contract Number</b>	<b>Vendor</b>	<b>Activity</b>	<b>Contract Value</b>	<b>Allocated CIP Value</b>	<b>Contract Start Date</b>	<b>Contract Expiration Date</b>
FQ18033G	Gannett Fleming Engineers and Architects	CONSULT	\$105,000,000	\$400,000	8/23/2018	8/30/2024
FQ18033B	HNTB Corporation	CONSULT	\$92,374,562	\$182,411	8/2/2018	8/2/2024
FQ18033F	DHA/RK&K Joint Venture	CONSULT	\$115,000,000	\$20,000	8/16/2018	8/1/2024
FRBIR222323-KB	Paramount Mechanical Corporation	CONSTRUCTION	\$16,618,301	\$16,618,301	6/14/2023	7/27/2025
FQ19172M	Mott MacDonald-WSP Joint Venture	ENGINEERING	\$55,100,000	\$112,198	10/3/2019	10/3/2024



## (CIP0152) Parking Garage and Surface Lot Rehabilitation

FY2024 Q3

Initiative Type: Program  
Investment Program: Platforms & Structures  
Investment Category: Stations and Passenger Facilities

Mode: Rail  
Location: Systemwide

### Description

This program will rehabilitate parking facilities including garages and surface lots.



### Expected Outcome

Allows parking facilities to be maintained in a state of good repair to prevent property damage, improve the customer experience, improve customer safety as measured by the Metrorail customer injury rate performance indicator [FY21 target of ≤177 injuries]..

### Strategic Drivers



Safety



Security



Reliability/SGR

### Overall Status

(Programs are ongoing)

Development & Evaluation	●
Implementation & Construction	●
Operations Activation	●

In the third quarter, Metro made progress in its Parking Lot & Surface Rehab Projects. Wheaton and Addison Road Garages were completed, with work at Huntington Garage underway. Additionally, work at Anacostia and New Carrollton Garages is progressing. ADA improvements are ongoing at all locations. The design phase for Shady Grove is complete, and construction is set to begin shortly. For Surface Lots, the design phase is 100% complete, with the construction contract advertisement scheduled for March 2024.

### Budget and Funding (\$ Millions)

FY2024 Current Budget	YTD % Budget Expended
\$19.25	58.6%

FY2024 Funding Sources	YTD Expended
Formula	\$5.17
PRIIA	\$0.00
Other	\$0.00
<b>Federal Subtotal</b>	<b>\$5.17</b>
System Performance	\$0.00
Reimbursable/Other	\$0.00
DC Dedicated Funding	\$1.44
MD Dedicated Funding	\$1.35
VA Non-Restricted Dedicated Funding	\$0.96
VA Restricted Dedicated Funding	\$0.29
<b>Local Subtotal</b>	<b>\$4.04</b>
<b>Debt</b>	<b>\$1.98</b>
<b>Net Accruals</b>	<b>(\$0.38)</b>
<b>Total FY2024 Expenditures</b>	<b>\$10.81</b>

**(CIP0152)****Top 30 Active Contracts by Allocated CIP Value**

<b>Contract Number</b>	<b>Vendor</b>	<b>Activity</b>	<b>Contract Value</b>	<b>Allocated CIP Value</b>	<b>Contract Start Date</b>	<b>Contract Expiration Date</b>
FQ18033B	HNTB Corporation	CONSULT	\$106,860,293	\$205,727	8/2/2018	8/2/2024
FQ19151R-A	Atlantic Refinishing & Restoration Inc	CONSTRUCTION	\$17,478,208	\$17,095,545	10/11/2021	8/21/2025
FLAND211142	OTAS Inc	CONSTRUCTION	\$10,250,584	\$10,250,584	9/15/2021	9/15/2024
FQ19151R-B	Stillwater Construction Group	CONSTRUCTION	\$6,565,464	\$6,051,805	10/11/2021	8/21/2025
FQ19151R-A	Atlantic Refinishing & Restoration Inc	CONSTRUCTION	\$19,652,327	\$2,020,119	10/11/2021	8/21/2025
FQ19151R-A	Atlantic Refinishing & Restoration Inc	CONSTRUCTION	\$17,478,208	\$382,664	10/11/2021	8/21/2025
FQ19151R-B	Stillwater Construction Group	CONSTRUCTION	\$6,565,464	\$347,307	10/11/2021	8/21/2025
FQ19151R-A	Atlantic Refinishing & Restoration Inc	CONSTRUCTION	\$19,652,327	\$154,000	10/11/2021	8/21/2025
FQ19172G	Gannett Fleming Engineers and Architects	ENGINEERING	\$6,250,000	\$525,831	10/3/2019	10/3/2024

## (CIP0170) Facility Roof Rehabilitation and Replacement

FY2024 Q3

Initiative Type: Program  
Investment Program: Support Equipment/Services  
Investment Category: Business & Operations Support

Mode: Systemwide  
Location: Systemwide

### Description

This program supports facility roof rehabilitation and replacement including the preparation of assessment reports, sampling, removal, and installation of new roofing systems. Metro has over 600 locations that need to be maintained in a state of good repair.



### Expected Outcome

Addresses the protection of critical infrastructure, systems, and contents of Metro's buildings and helps prevent potential safety issues.

### Strategic Drivers



Safety



Security



Reliability/SGR

### Overall Status

(Programs are ongoing)

Development & Evaluation	●
Implementation & Construction	●
Operations Activation	●

In the third quarter, Metro made progress in various roof and skylight replacement projects. Despite weather delays, the Glenmont Bus Bay Canopy Completion is in its final stages, with punch list items being addressed, and closeout expected in Q4.

The Miscellaneous Roof Rehab for 14 Locations Phase 7 is scheduled for completion by Q1 of FY24. Nine out of 14 locations have been completed, with the next location (Morgan Blvd) undergoing the RSA period from April to June. The project remains on track for completion in July. The New Carrollton Yard D91/D99 project, involving two locations, is expected to finish ahead of schedule in Q4.. The task order is in closeout, reflecting the project's successful early completion due to an accelerated work schedule.

### Budget and Funding (\$ Millions)

FY2024 Current Budget	YTD % Budget Expended
\$7.42	111.9%

FY2024 Funding Sources	YTD Expended
Formula	\$0.00
PRIIA	\$0.00
Other	\$0.00
<b>Federal Subtotal</b>	<b>\$0.00</b>
System Performance	\$0.00
Reimbursable/Other	\$0.00
DC Dedicated Funding	\$0.09
MD Dedicated Funding	\$0.08
VA Non-Restricted Dedicated Funding	\$0.06
VA Restricted Dedicated Funding	\$0.02
<b>Local Subtotal</b>	<b>\$0.25</b>
<b>Debt</b>	<b>\$7.13</b>
<b>Net Accruals</b>	<b>\$0.83</b>
<b>Total FY2024 Expenditures</b>	<b>\$8.21</b>

**(CIP0170)****Top 30 Active Contracts by Allocated CIP Value**

<b>Contract Number</b>	<b>Vendor</b>	<b>Activity</b>	<b>Contract Value</b>	<b>Allocated CIP Value</b>	<b>Contract Start Date</b>	<b>Contract Expiration Date</b>
FQ18033G	Gannett Fleming Engineers and Architects	CONSULT	\$105,000,000	\$3,812,658	8/23/2018	8/30/2024
FQ18033G	Gannett Fleming Engineers and Architects	CONSULT	\$105,000,000	\$200,000	8/23/2018	8/30/2024
FQ18033G	Gannett Fleming Engineers and Architects	CONSULT	\$105,000,000	\$10,000	8/23/2018	8/30/2024
FQ18033F	DHA/RK&K Joint Venture	CONSULT	\$115,000,000	\$122,820	8/16/2018	8/1/2024
FQ18033I	AECOM-STV JV	CONSULT	\$70,000,000	\$50,000	7/1/2018	6/30/2025
FQ19021A	DJB Contracting Inc	CONSTRUCTION	\$100,000,000	\$3,887,125	9/30/2019	9/26/2024
FQ19021D	Trumble Construction Inc	CONSTRUCTION	\$4,000,000	\$2,200,000	9/30/2019	9/26/2024
FQ19021A	DJB Contracting Inc	CONSTRUCTION	\$100,000,000	\$1,915,630	9/30/2019	9/26/2024
FQ19021B	Harbor Roofing and Contracting Inc	CONSTRUCTION	\$10,000,000	\$1,635,900	9/30/2019	9/26/2024
FQ19021A	DJB Contracting Inc	CONSTRUCTION	\$100,000,000	\$1,282,910	9/30/2019	9/26/2024
FQ19021C	Patuxent Roofing and Contracting, Inc.	CONSTRUCTION	\$20,000,000	\$981,917	9/30/2019	9/26/2024
FQ19021B	Harbor Roofing and Contracting Inc	CONSTRUCTION	\$10,000,000	\$134,000	9/30/2019	9/26/2024
FQ19021D	Trumble Construction Inc	CONSTRUCTION	\$4,000,000	\$124,912	9/30/2019	9/26/2024
FQ19021A	DJB Contracting Inc	CONSTRUCTION	\$100,000,000	\$16,610	9/30/2019	9/26/2024
FQ19021C	Patuxent Roofing and Contracting, Inc.	CONSTRUCTION	\$20,000,000	\$9,661	9/30/2019	9/26/2024

## (CIP0185) Escalator Replacement

FY2024 Q3

Initiative Type: Program  
Investment Program: Vertical Transportation  
Investment Category: Stations and Passenger Facilities

Mode: Rail  
Location: Systemwide

### Description

This program replaces escalators that have reached the end of their useful life.



### Expected Outcome

Maintains escalators in a state of good repair to prevent potential safety issues and preserve availability as measured by the Escalator Availability key performance indicator [FY21 target  $\geq 92\%$ ]. In addition, modernized units are as much as 30% more energy efficient than the old units.

### Strategic Drivers



Safety



Security



Reliability/SGR

### Overall Status

(Programs are ongoing)

Development & Evaluation	●
Implementation & Construction	●
Operations Activation	●

In the third quarter of FY24, Metro completed the installation of eight escalator units. This includes three units at Farragut North and one unit each at Benning Road, Metro Center, Grosvenor, Deanwood, and Addison Road.

### Budget and Funding (\$ Millions)

FY2024 Current Budget	YTD % Budget Expended
\$34.76	105.0%

FY2024 Funding Sources	YTD Expended
Formula	\$0.00
PRIIA	\$18.27
Other	\$0.00
<b>Federal Subtotal</b>	<b>\$18.27</b>
System Performance	\$0.00
Reimbursable/Other	\$0.00
DC Dedicated Funding	\$0.68
MD Dedicated Funding	\$0.63
VA Non-Restricted Dedicated Funding	\$0.45
VA Restricted Dedicated Funding	\$0.13
<b>Local Subtotal</b>	<b>\$1.90</b>
<b>Debt</b>	<b>\$13.97</b>
<b>Net Accruals</b>	<b>\$8.68</b>
<b>Total FY2024 Expenditures</b>	<b>\$42.81</b>

**(CIP0185)****Top 30 Active Contracts by Allocated CIP Value**

<b>Contract Number</b>	<b>Vendor</b>	<b>Activity</b>	<b>Contract Value</b>	<b>Allocated CIP Value</b>	<b>Contract Start Date</b>	<b>Contract Expiration Date</b>
F20064	Kone Inc	CONSTRUCTION	\$179,413,000	\$179,413,000	12/24/2020	12/23/2027
F20064	Kone Inc	CONSTRUCTION	\$179,798,318	\$385,319	12/24/2020	12/23/2027
FRBIR222275	C3M Power Systems, LLC	CONSTRUCTION	\$108,102,205	\$90,568	10/26/2022	10/25/2027
C20147	K&J Safety & Security Consulting	CONSTRUCTION	\$19,773,890	\$75,000	9/30/2020	10/31/2025
CCSCM211074	Sharp And Company	3RD_PARTY	\$14,000,000	\$402,122	5/17/2021	5/17/2024
FQ19172G	Gannett Fleming Engineers and Architects	ENGINEERING	\$75,250,000	\$59,902	10/3/2019	10/3/2024



## (CIP0197) Support Facility Improvements

FY2024 Q3

Initiative Type: Program  
Investment Program: Support Equipment/Services  
Investment Category: Business & Operations Support

Mode: Systemwide  
Location: Systemwide

### Description

This program will provide for the rehabilitation of support facilities to maintain them in a state of good repair.



### Expected Outcome

Improves the productivity and satisfaction of Metro employees and improves Metro's ability to recruit and maintain workforce by providing safer and more modern facilities and worker amenities.

### Strategic Drivers



Safety



Security



Reliability/SGR

### Overall Status

(Programs are ongoing)

Development & Evaluation	●
Implementation & Construction	●
Operations Activation	●

In the third quarter, Metro continued its work on the Non-Revenue Facilities projects. Work included continued efforts on punch list items and acceptance of exhaust carts change notice. Progress was also made in closing out punch list items on RTUs (Remote Terminal Units), the data center, and the dynamometer. Mobilization began at Good Luck Road, and work continued with design reviews and surveys at all other locations, including Pennsy Drive, Montgomery Bus Garage, Queenstown Road, and Shepherd Parkway.

### Budget and Funding (\$ Millions)

FY2024 Current Budget	YTD % Budget Expended
\$14.70	37.0%

FY2024 Funding Sources	YTD Expended
Formula	\$0.00
PRIIA	\$0.00
Other	\$0.00
<b>Federal Subtotal</b>	<b>\$0.00</b>
System Performance	\$0.00
Reimbursable/Other	\$0.00
DC Dedicated Funding	\$0.25
MD Dedicated Funding	\$0.23
VA Non-Restricted Dedicated Funding	\$0.17
VA Restricted Dedicated Funding	\$0.05
<b>Local Subtotal</b>	<b>\$0.70</b>
<b>Debt</b>	<b>\$4.79</b>
<b>Net Accruals</b>	<b>(\$0.12)</b>
<b>Total FY2024 Expenditures</b>	<b>\$5.37</b>

**(CIP0197)****Top 30 Active Contracts by Allocated CIP Value**

<b>Contract Number</b>	<b>Vendor</b>	<b>Activity</b>	<b>Contract Value</b>	<b>Allocated CIP Value</b>	<b>Contract Start Date</b>	<b>Contract Expiration Date</b>
FQ18033G	Gannett Fleming Engineers and Architects	CONSULT	\$105,000,000	\$22,220	8/23/2018	8/30/2024
CIRPG211139	W M Schlosser Co Inc	CONSULT	\$9,467,874	\$9,186,210	4/19/2022	6/28/2024
CRBIR233084	M & M Welding & Fabricators Inc	CONSTRUCTION	\$9,384,873	\$699,573	5/30/2023	6/30/2024
CIRPG211139	W M Schlosser Co Inc	CONSTRUCTION	\$9,467,874	\$281,664	4/19/2022	6/28/2024
FQ18033B	HNTB Corporation	ENGINEERING	\$92,374,562	\$323,070	8/2/2018	8/2/2024



## (CIP0204) Railcar Rooftop Access Platform

FY2024 Q3

Initiative Type: Project  
Investment Program: Maintenance Facilities  
Investment Category: Railcar and Railcar Facilities

Mode: Rail  
Location: Systemwide

### Description

This project installs railcar rooftop access platforms at Alexandria, Brentwood, Shady Grove, Branch Avenue and Greenbelt railyards to allow safe and efficient maintenance of HVAC units on railcars.



### Expected Outcome

Provides safe access to the rooftop HVAC units on railcars for maintenance personnel.

### Strategic Drivers



Safety



Security



Reliability/SGR

### Overall Status

Development & Evaluation	<input type="radio"/>
Implementation & Construction	<input type="radio"/>
Operations Activation	<input checked="" type="radio"/>

Project completed and final payment made for Fire suppression line at Greenbelt.

### Budget and Funding (\$ Millions)

FY2024 Current Budget	YTD % Budget Expended
\$0.36	15.3%

FY2024 Funding Sources	YTD Expended
Formula	\$0.00
PRIIA	\$0.00
Other	\$0.00
<b>Federal Subtotal</b>	<b>\$0.00</b>
System Performance	\$0.01
Reimbursable/Other	\$0.00
DC Dedicated Funding	\$0.01
MD Dedicated Funding	\$0.01
VA Non-Restricted Dedicated Funding	\$0.01
VA Restricted Dedicated Funding	\$0.00
<b>Local Subtotal</b>	<b>\$0.05</b>
<b>Debt</b>	<b>\$0.02</b>
<b>Net Accruals</b>	<b>\$0.00</b>
<b>Total FY2024 Expenditures</b>	<b>\$0.06</b>

**(CIP0204)****Top 30 Active Contracts by Allocated CIP Value**

<b>Contract Number</b>	<b>Vendor</b>	<b>Activity</b>	<b>Contract Value</b>	<b>Allocated CIP Value</b>	<b>Contract Start Date</b>	<b>Contract Expiration Date</b>
FQ18033G	Gannett Fleming Engineers and Architects	CONSULT	\$105,000,000	\$15,000	8/23/2018	8/30/2024
FQ19172G	Gannett Fleming Engineers and Architects	ENGINEERING	\$6,250,000	\$268,232	10/3/2019	10/3/2024

## (CIP0210) Track Pollution Prevention

FY2024 Q3

Initiative Type: Project  
Investment Program: Support Equipment/Services  
Investment Category: Business & Operations Support

Mode: Rail  
Location: Systemwide

### Description

This project designs and implements modifications to fueling areas at railroads to ensure that spills in the trackbed are sufficiently treated and enclosed. Currently, routine fuel spills lead to contamination of the ballast and ground and result in non-compliance with regulatory requirements.



### Expected Outcome

Prevent routine fuel spills from contaminating the ballast and ground and maintain compliance with regulatory requirements as per the Clean Water Act (CWA) and Chesapeake Bay Restoration Act (CBRA).

### Strategic Drivers



Safety



Security



Reliability/SGR

### Overall Status

Development & Evaluation	<input type="radio"/>
Implementation & Construction	<input type="radio"/>
Operations Activation	<input type="radio"/>

### Budget and Funding (\$ Millions)

FY2024 Current Budget	YTD % Budget Expended
\$0.00	0.0%

FY2024 Funding Sources	YTD Expended
Formula	\$0.00
PRIIA	\$0.00
Other	\$0.00
<b>Federal Subtotal</b>	<b>\$0.00</b>
System Performance	\$0.00
Reimbursable/Other	\$0.00
DC Dedicated Funding	\$0.00
MD Dedicated Funding	\$0.00
VA Non-Restricted Dedicated Funding	\$0.00
VA Restricted Dedicated Funding	\$0.00
<b>Local Subtotal</b>	<b>\$0.00</b>
<b>Debt</b>	<b>\$0.01</b>
<b>Net Accruals</b>	<b>\$0.00</b>
<b>Total FY2024 Expenditures</b>	<b>\$0.01</b>

(CIP0210)

Top 30 Active Contracts by Allocated CIP Value

There are no active contracts associated with this CIP

## (CIP0212) Sustainability/Resiliency Program

FY2024 Q3

Initiative Type: Program  
Investment Program: Support Equipment/Services  
Investment Category: Business & Operations Support

Mode: Systemwide  
Location: Systemwide

### Description

This program develops and pilots projects to test and evaluate new technology and practices for suitability and performance within Metro operations. Once tested and evaluated by the sustainability team, these new technologies and processes can be rolled out fully across Metro as part of wider capital investments or operational improvements. Projects typically focus on methods to reduce waste, decrease consumption of energy and water, and assess resilience against environmental factors.



### Expected Outcome

Identify investments to reduce Metro's energy consumption, improve environmental stewardship, increase Metro's resiliency, and contribute to improved quality of life in the region.

### Strategic Drivers



Safety



Security



Reliability/SGR

### Overall Status

(Programs are ongoing)

Development & Evaluation	●
Implementation & Construction	●
Operations Activation	●

In the third quarter, the Sustainability Office at Metro continued its progress in its sustainability and decarbonization initiatives. The office completed the customer EV charging opportunity analysis, which they hope will provide valuable insights into the feasibility and potential impact of expanding electric vehicle charging infrastructure. Additionally, the baseline RFP created during this period would serve as a foundational document for future procurement efforts related to EV charging infrastructure.

### Budget and Funding (\$ Millions)

FY2024 Current Budget	YTD % Budget Expended
\$4.71	38.5%

FY2024 Funding Sources	YTD Expended
Formula	\$0.00
PRIIA	\$0.00
Other	\$0.00
<b>Federal Subtotal</b>	<b>\$0.00</b>
System Performance	\$1.76
Reimbursable/Other	\$0.00
DC Dedicated Funding	\$0.02
MD Dedicated Funding	\$0.02
VA Non-Restricted Dedicated Funding	\$0.01
VA Restricted Dedicated Funding	\$0.00
<b>Local Subtotal</b>	<b>\$1.82</b>
<b>Debt</b>	<b>\$0.00</b>
<b>Net Accruals</b>	<b>\$0.00</b>
<b>Total FY2024 Expenditures</b>	<b>\$1.81</b>

**(CIP0212)****Top 30 Active Contracts by Allocated CIP Value**

<b>Contract Number</b>	<b>Vendor</b>	<b>Activity</b>	<b>Contract Value</b>	<b>Allocated CIP Value</b>	<b>Contract Start Date</b>	<b>Contract Expiration Date</b>
FQ15190B	HNTB Corporation	CONSULT	\$0	\$1,645,231	3/29/2018	1/31/2025
FQ18033I	AECOM-STV JV	CONSULT	\$22,500,000	\$652,873	7/1/2018	6/30/2025
FQ18033E	Louis Berger (DC), PLLC/Urban Engineers	CONSULT	\$22,500,000	\$186,638	8/21/2018	4/1/2024
CLAND211254-5C	Jones Lang LaSalle Americas Inc	CONSULT	\$0	\$599,210	11/16/2022	11/15/2027
C20102L	WSP USA Inc.	CONSULT	\$7,948,551	\$544,286	10/1/2020	9/30/2024

## (CIP0213) Capital Program Development Support

FY2024 Q3

Initiative Type: Program  
Investment Program: Support Equipment/Services  
Investment Category: Business & Operations Support

Mode: Systemwide  
Location: Systemwide

### Description

This program supports resources necessary to perform capital program development, monitoring, reporting, and strategic planning.



### Expected Outcome

Improves Metro's ability to plan, evaluate, prioritize, and report on its extensive capital improvement program.

### Strategic Drivers



Safety



Security



Reliability/SGR

### Overall Status

(Programs are ongoing)

Development & Evaluation	<input type="radio"/>
Implementation & Construction	<input checked="" type="radio"/>
Operations Activation	<input type="radio"/>

In the third quarter, Metro's Office of Capital Program Performance (OCPD) and Office of Finance led Metro's cost reduction efforts, particularly focusing on support costs that could be reduced without affecting the delivery of the Capital Program. Metro continued its efforts in managing the FY24 capital program while also developing the FY25-FY30 proposed six-year capital program budget. This involved comprehensive work in public and internal communications, including content development, templates, reports, and asset management. The collaborative support from staff augmentation by AECOM and WSP remained instrumental, providing technical support, assisting in business case development, offering project support, and contributing to communication outreach and grants management support.

### Budget and Funding (\$ Millions)

FY2024 Current Budget	YTD % Budget Expended
\$28.88	72.8%

FY2024 Funding Sources	YTD Expended
Formula	\$0.00
PRIIA	\$0.00
Other	\$0.00
<b>Federal Subtotal</b>	<b>\$0.00</b>
System Performance	\$9.54
Reimbursable/Other	\$0.00
DC Dedicated Funding	\$3.09
MD Dedicated Funding	\$2.89
VA Non-Restricted Dedicated Funding	\$2.06
VA Restricted Dedicated Funding	\$0.61
<b>Local Subtotal</b>	<b>\$18.19</b>
<b>Debt</b>	<b>\$0.00</b>
<b>Net Accruals</b>	<b>\$0.98</b>
<b>Total FY2024 Expenditures</b>	<b>\$19.17</b>

**(CIP0213)****Top 30 Active Contracts by Allocated CIP Value**

<b>Contract Number</b>	<b>Vendor</b>	<b>Activity</b>	<b>Contract Value</b>	<b>Allocated CIP Value</b>	<b>Contract Start Date</b>	<b>Contract Expiration Date</b>
FQ15190A	AECOM, USA, INC.	CONSULT	\$30,500,000	\$17,176,509	3/29/2018	6/30/2024
FQ18033F	DHA/RK&K Joint Venture	CONSULT	\$115,000,000	\$866,917	8/16/2018	8/1/2024
CCPPM23008	WSP USA Inc.	CONSULT	\$6,013,766	\$6,013,766	6/9/2023	6/8/2026



## (CIP0218) Metrorail Station Improvements

FY2024 Q3

Initiative Type: Program  
Investment Program: Platforms & Structures  
Investment Category: Stations and Passenger Facilities

Mode: Rail  
Location: Systemwide

### Description

This program supports rehabilitation of station components throughout the system including shaft repairs, entry gates, flooring, and other components and amenities.



### Expected Outcome

Improves safety and customer experience by modernizing and maintaining Metrorail station infrastructure and systems in a state of good repair as measured by the Metrorail customer injury rate performance indicator [FY21 target of  $\leq 177$  injuries]. Prevents crime and increases the security of employees and customers by ensuring station entry gates are functional.

### Strategic Drivers



Safety



Security



Reliability/SGR

### Overall Status

(Programs are ongoing)

Development & Evaluation	<div></div>
Implementation & Construction	<div></div>
Operations Activation	<div></div>

In the third quarter, CIP0218 completed all six design packages, which have now been transferred to the Metropolitan Area Transit Operations Committee (MATOC). Construction for these packages is anticipated to commence at the end of 2024 or early FY25. Presently, financial discussions with the Planning, Program Development, and Sustainability (PDDS) department are ongoing to determine funding for the project. Design work for 25 stations and 39 entrances has been completed. However, budgeting and funding strategies are currently under review, and task prioritization is on hold pending the resolution of these discussions.

### Budget and Funding (\$ Millions)

FY2024 Current Budget	YTD % Budget Expended
\$1.90	49.1%

FY2024 Funding Sources	YTD Expended
Formula	\$0.00
PRIIA	\$0.00
Other	\$0.00
<b>Federal Subtotal</b>	<b>\$0.00</b>
System Performance	\$0.00
Reimbursable/Other	\$0.00
DC Dedicated Funding	\$0.04
MD Dedicated Funding	\$0.03
VA Non-Restricted Dedicated Funding	\$0.02
VA Restricted Dedicated Funding	\$0.01
<b>Local Subtotal</b>	<b>\$0.10</b>
<b>Debt</b>	<b>\$1.00</b>
<b>Net Accruals</b>	<b>(\$0.17)</b>
<b>Total FY2024 Expenditures</b>	<b>\$0.93</b>

**(CIP0218)****Top 30 Active Contracts by Allocated CIP Value**

<b>Contract Number</b>	<b>Vendor</b>	<b>Activity</b>	<b>Contract Value</b>	<b>Allocated CIP Value</b>	<b>Contract Start Date</b>	<b>Contract Expiration Date</b>
FQ18033G	Gannett Fleming Engineers and Architects	CONSULT	\$105,000,000	\$1,028,390	8/23/2018	8/30/2024
FQ18033F	DHA/RK&K Joint Venture	CONSULT	\$115,000,000	\$75,722	8/16/2018	8/1/2024
FQ19172Q	CSI Engineering P C	CONSULT	\$6,588,000	\$458,903	10/3/2019	1/29/2025

## (CIP0219) Rail Station Lighting Improvements

FY2024 Q3

Initiative Type: Program  
Investment Program: Station Systems  
Investment Category: Stations and Passenger Facilities

Mode: Rail  
Location: Systemwide

### Description

This program improves the lighting and illumination levels within rail stations, including mezzanines, lower level platforms and track beds of Metrorail stations. In addition, exterior lighting as customers access the stations including station pathways and bus loops, are also replaced through this program.



### Expected Outcome

Provides lighting to improve customer and employee safety and security as measured by the Metrorail customer injury rate performance indicator [FY21 target of  $\leq 177$  injuries], and the rate of crimes against passengers performance indicator [FY21 target of  $\leq 840$  crimes]. In addition, newer lights are more efficient and reduce Metro's energy consumption.

### Strategic Drivers



Safety



Security



Reliability/SGR

### Overall Status

(Programs are ongoing)

Development & Evaluation	
Implementation & Construction	
Operations Activation	

In the third quarter, the lighting improvement projects made significant strides. The escalator incline lighting project at Courthouse was successfully completed, resolving issues with lighting angles and providing spare fixtures at several stations including Medical Center, Friendship Heights, Bethesda, and Van Ness. Additionally, the installation of platform edge lighting was completed at 37 tracks and 17 stations. Furthermore, the site lighting replacement at Takoma neared completion.

### Budget and Funding (\$ Millions)

FY2024 Current Budget	YTD % Budget Expended
\$29.98	83.4%

FY2024 Funding Sources	YTD Expended
Formula	\$0.00
PRIIA	\$0.00
Other	\$0.00
<b>Federal Subtotal</b>	<b>\$0.00</b>
System Performance	\$0.00
Reimbursable/Other	\$0.00
DC Dedicated Funding	\$0.12
MD Dedicated Funding	\$0.11
VA Non-Restricted Dedicated Funding	\$0.08
VA Restricted Dedicated Funding	\$0.02
<b>Local Subtotal</b>	<b>\$0.34</b>
<b>Debt</b>	<b>\$24.40</b>
<b>Net Accruals</b>	<b>(\$0.61)</b>
<b>Total FY2024 Expenditures</b>	<b>\$24.13</b>

**(CIP0219)****Top 30 Active Contracts by Allocated CIP Value**

<b>Contract Number</b>	<b>Vendor</b>	<b>Activity</b>	<b>Contract Value</b>	<b>Allocated CIP Value</b>	<b>Contract Start Date</b>	<b>Contract Expiration Date</b>
FQ18033G	Gannett Fleming Engineers and Architects	CONSULT	\$105,000,000	\$40,000	8/23/2018	8/30/2024
FQ18033F	DHA/RK&K Joint Venture	CONSULT	\$115,000,000	\$509,127	8/16/2018	8/1/2024
FRSMP222122	Aldridge Electric Inc	CONSTRUCTION	\$50,925,333	\$50,665,333	2/7/2023	2/28/2026
FATOC222351 - A	Aldridge Electric Inc	CONSTRUCTION	\$10,000,000	\$228,876	2/3/2023	2/2/2028
FQ19172Q	CSI Engineering P C	ENGINEERING	\$6,588,000	\$650,308	10/3/2019	1/29/2025

## (CIP0220) Bus Planning Studies Program

FY2024 Q3

Initiative Type: Program  
Investment Program: Passenger Facilities/Systems  
Investment Category: Bus, Bus Facilities & Paratransit

Mode: Bus  
Location: Systemwide

### Description

This program advances Metrobus planning studies necessary to sustain the network of services and facilities. Efforts focus on service plans, customer information, facilities management, bus stop accessibility, transit operations, traffic management and service delivery.



### Expected Outcome

Optimizes bus service levels and delivery by Metro and other bus services across the region.

### Strategic Drivers



Safety



Security



Reliability/SGR

### Overall Status

(Programs are ongoing)

Development & Evaluation	●
Implementation & Construction	●
Operations Activation	●

During Q3, progress continued in the Bus Planning Studies Program. The Bus Ops Facilities Study, which was awarded in Q2, received the NTP in January 2024, with work commencing in February. No additional studies are expected at this time, pending the initiation of the Better Bus Project.

### Budget and Funding (\$ Millions)

FY2024 Current Budget	YTD % Budget Expended
\$1.25	11.7%

FY2024 Funding Sources	YTD Expended
Formula	\$0.00
PRIIA	\$0.00
Other	\$0.00
<b>Federal Subtotal</b>	<b>\$0.00</b>
System Performance	\$0.06
Reimbursable/Other	\$0.00
DC Dedicated Funding	\$0.00
MD Dedicated Funding	\$0.00
VA Non-Restricted Dedicated Funding	\$0.00
VA Restricted Dedicated Funding	\$0.00
<b>Local Subtotal</b>	<b>\$0.06</b>
<b>Debt</b>	<b>\$0.09</b>
<b>Net Accruals</b>	<b>\$0.00</b>
<b>Total FY2024 Expenditures</b>	<b>\$0.15</b>

**(CIP0220)****Top 30 Active Contracts by Allocated CIP Value**

<b>Contract Number</b>	<b>Vendor</b>	<b>Activity</b>	<b>Contract Value</b>	<b>Allocated CIP Value</b>	<b>Contract Start Date</b>	<b>Contract Expiration Date</b>
CPLAN222056-KJC	Via Transportation Inc	CONSULT	\$245,365	\$245,365	4/25/2022	4/24/2024
FQ10065-FY16	AECOM, USA, INC.	CONSULT	\$8,000,000	\$90,000	5/22/2012	4/30/2024



## (CIP0221) Bus Customer Facility Improvements

FY2024 Q3

Initiative Type: Program  
Investment Program: Passenger Facilities/Systems  
Investment Category: Bus, Bus Facilities & Paratransit

Mode: Bus  
Location: Systemwide

### Description

This program upgrades Metrobus facilities and amenities to achieve and maintain a state of good repair and improve delivery of customer information.



### Expected Outcome

Provides more comfortable bus shelters and improves compliance with ADA guidelines. Improves customer communication and information through proper signage, maps and schedules for riders to clearly see bus stops and bus route timetables resulting in improved bus customer satisfaction.

### Strategic Drivers



Safety



Security



Reliability/SGR

### Overall Status

(Programs are ongoing)

Development & Evaluation	●
Implementation & Construction	●
Operations Activation	●

In Q3, progress was made in the Customer Electronic Information Displays project. Nine ePaper 13" signs were installed at Minnesota Ave Bus Loop, with an additional 25 ePaper 13" signs installed at Deanwood, Takoma, Glenmont, and West Haysville. The College Park bus shelters achieved a Substantial Completion Inspection (SCI) with no noted discrepancies. In Package \_05, approvals for shop drawing and materials submittals continued, along with the coordination and agreement of phasing plans for all four stations with Bus Planning, Communications, and Parking. Formal approval of Maintenance of Traffic (MOT) plans was granted for Fort Totten, Brookland, and Rhode Island Ave, and a completed site electrical circuit survey was conducted.

### Budget and Funding (\$ Millions)

FY2024 Current Budget	YTD % Budget Expended
\$14.21	30.3%

FY2024 Funding Sources	YTD Expended
Formula	\$0.42
PRIIA	\$0.00
Other	\$0.00
<b>Federal Subtotal</b>	<b>\$0.42</b>
System Performance	\$0.00
Reimbursable/Other	\$0.00
DC Dedicated Funding	\$0.20
MD Dedicated Funding	\$0.19
VA Non-Restricted Dedicated Funding	\$0.13
VA Restricted Dedicated Funding	\$0.04
<b>Local Subtotal</b>	<b>\$0.57</b>
<b>Debt</b>	<b>\$2.68</b>
<b>Net Accruals</b>	<b>\$0.27</b>
<b>Total FY2024 Expenditures</b>	<b>\$3.93</b>

**(CIP0221)****Top 30 Active Contracts by Allocated CIP Value**

<b>Contract Number</b>	<b>Vendor</b>	<b>Activity</b>	<b>Contract Value</b>	<b>Allocated CIP Value</b>	<b>Contract Start Date</b>	<b>Contract Expiration Date</b>
FQ18033G	Gannett Fleming Engineers and Architects	CONSULT	\$105,000,000	\$1,316,000	8/23/2018	8/30/2024
FQ18033G	Gannett Fleming Engineers and Architects	CONSULT	\$105,000,000	\$190,000	8/23/2018	8/30/2024
FQ18033G	Gannett Fleming Engineers and Architects	CONSULT	\$105,000,000	\$40,000	8/23/2018	8/30/2024
FQ18033B	HNTB Corporation	CONSULT	\$92,374,562	\$214,189	8/2/2018	8/2/2024
FQ18033B	HNTB Corporation	CONSULT	\$106,860,293	\$101,537	8/2/2018	8/2/2024
FQ18033F	DHA/RK&K Joint Venture	CONSULT	\$115,000,000	\$72,804	8/16/2018	8/1/2024
FQ18033I	AECOM-STV JV	CONSULT	\$70,000,000	\$50,000	7/1/2018	6/30/2025
FQ19172Q	CSI Engineering P C	CONSULT	\$500,000	\$436,266	10/3/2019	10/3/2024
FQ19172Q	CSI Engineering P C	CONSULT	\$6,588,000	\$174,946	10/3/2019	1/29/2025
FQ19172Q	CSI Engineering P C	CONSULT	\$6,588,000	\$88,537	10/3/2019	1/29/2025
FQ19273D	ADP Consultants, Inc.	CONSTRUCTION	\$5,139,218	\$153,709	3/27/2020	3/25/2025
FQ19273D	ADP Consultants, Inc.	CONSTRUCTION	\$5,139,218	\$36,911	3/27/2020	3/25/2025
FQ19273C	Wycliffe Technologies, Inc.	CONSTRUCTION	\$320,000	\$32,961	3/27/2020	3/26/2025
FQ18155	Luminator Technology Group Global LLC	EQUIP_MATL	\$12,693,556	\$1,121,950	2/28/2019	6/30/2024
CCSCM211074	Sharp And Company	3RD_PARTY	\$14,000,000	\$407,292	5/17/2021	5/17/2024
CCSCM211074	Sharp And Company	3RD_PARTY	\$14,000,000	\$14,849	5/17/2021	5/17/2024



## (CIP0225) Heavy Repair and Overhaul Facility

FY2024 Q3

Initiative Type: Project  
Investment Program: Maintenance Facilities  
Investment Category: Railcar and Railcar Facilities

Mode: Rail  
Location: Maryland

### Description

This project constructs a new Heavy Repair and Overhaul (HRO) Facility in Landover, MD. This will consolidate railcar overhaul functions into a dedicated facility. Currently, railcar rehabilitation and overhaul functions are split between Brentwood and Greenbelt Rail Yards.



### Expected Outcome

Improves the efficiency of railcar maintenance by consolidating overhaul operations into one facility. Also provides workers with a modern facility and shop equipment.

### Strategic Drivers



Safety



Security



Reliability/SGR

### Overall Status

Development & Evaluation	<span style="color: green;">●</span>
Implementation & Construction	<span style="color: green;">●</span>
Operations Activation	<span style="color: gray;">○</span>

Following the termination of the Design Build Contract in December 2023, Q3 saw the initiation of the close-out process with the contractor for the HRO project. This process included collecting all deliverables and integrating them into Procore, preparing and negotiating a financial close-out agreement, and compiling the contractual close-out documentation. Concurrently, the consultant continued with the value engineering exercise to determine the feasibility of reusing the existing warehouses for the HRO project. This exercise is being conducted in close cooperation with Car Maintenance. Additionally, an initial evaluation was conducted to determine the necessary actions to extend the lifespan of the Pennsy Drive 3636 building.

### Budget and Funding (\$ Millions)

FY2024 Current Budget	YTD % Budget Expended
\$62.47	6.9%

FY2024 Funding Sources	YTD Expended
Formula	\$2.24
PRIIA	\$0.00
Other	\$0.00
<b>Federal Subtotal</b>	<b>\$2.24</b>
System Performance	\$0.00
Reimbursable/Other	\$0.00
DC Dedicated Funding	\$0.07
MD Dedicated Funding	\$0.07
VA Non-Restricted Dedicated Funding	\$0.05
VA Restricted Dedicated Funding	\$0.01
<b>Local Subtotal</b>	<b>\$0.21</b>
<b>Debt</b>	<b>\$0.12</b>
<b>Net Accruals</b>	<b>\$0.61</b>
<b>Total FY2024 Expenditures</b>	<b>\$3.18</b>

**(CIP0225)****Top 30 Active Contracts by Allocated CIP Value**

<b>Contract Number</b>	<b>Vendor</b>	<b>Activity</b>	<b>Contract Value</b>	<b>Allocated CIP Value</b>	<b>Contract Start Date</b>	<b>Contract Expiration Date</b>
FQ18033G	Gannett Fleming Engineers and Architects	CONSULT	\$105,000,000	\$170,000	8/23/2018	8/30/2024
FQ18033C	WSP USA Inc.	CONSULT	\$90,950,000	\$1,435,355	8/15/2018	5/31/2024
FQ18033B	HNTB Corporation	CONSULT	\$106,860,293	\$245,924	8/2/2018	8/2/2024
C20147	K&J Safety & Security Consulting	CONSTRUCTION	\$19,773,890	\$120,000	9/30/2020	10/31/2025
FQ18033B	HNTB Corporation	ENGINEERING	\$92,374,562	\$64,257	8/2/2018	8/2/2024
FQ19172L	Johnson Mirmiran & Thompson Inc	ENGINEERING	\$5,000,000	\$636,361	10/3/2019	10/3/2024
FQ19172M	Mott MacDonald-WSP Joint Venture	ENGINEERING	\$50,000,000	\$365,938	10/3/2019	10/3/2024

## (CIP0231) Good Luck Road Facility

FY2024 Q3

Initiative Type: Project

Mode: Systemwide

Investment Program:

Location:

Investment Category:

### Description



### Expected Outcome

### Strategic Drivers



Safety



Security



Reliability/SGR

### Overall Status

Development & Evaluation	<input type="radio"/>
Implementation & Construction	<input type="radio"/>
Operations Activation	<input type="radio"/>

### Budget and Funding (\$ Millions)

FY2024 Current Budget	YTD % Budget Expended
\$0.00	0.0%

FY2024 Funding Sources	YTD Expended
Formula	\$0.00
PRIIA	\$0.00
Other	\$0.00
<b>Federal Subtotal</b>	<b>\$0.00</b>
System Performance	\$0.00
Reimbursable/Other	\$0.00
DC Dedicated Funding	\$0.00
MD Dedicated Funding	\$0.00
VA Non-Restricted Dedicated Funding	\$0.00
VA Restricted Dedicated Funding	\$0.00
<b>Local Subtotal</b>	<b>\$0.00</b>
<b>Debt</b>	<b>\$0.00</b>
<b>Net Accruals</b>	<b>(\$0.09)</b>
<b>Total FY2024 Expenditures</b>	<b>(\$0.09)</b>

**(CIP0231)****Top 30 Active Contracts by Allocated CIP Value**

<b>Contract Number</b>	<b>Vendor</b>	<b>Activity</b>	<b>Contract Value</b>	<b>Allocated CIP Value</b>	<b>Contract Start Date</b>	<b>Contract Expiration Date</b>
FQ18033G	Gannett Fleming Engineers and Architects	CONSULT	\$105,000,000	\$1,444	8/23/2018	8/30/2024

## (CIP0241) Flood Resiliency Infrastructure Upgrades

FY2024 Q3

Initiative Type: Project  
Investment Program: Station Systems  
Investment Category: Stations and Passenger Facilities

Mode: Rail  
Location: Systemwide

### Description

Since the opening of the first Metro line over 40 years ago, changes in local development, aging of the system, updates in design guidelines and criteria, and the effects of extreme weather events have led to flooding vulnerabilities in the system. This project will assess and construct mitigations to protect stations from flood waters entering into the rail system.



### Expected Outcome

Reduces disruption to revenue service and increases passenger safety. Mitigates risk of fire, smoke, and other incidents caused by water intrusion into Metrorail tunnels and stations. Measured by the following performance indicators: Rail Infrastructure Availability performance indicator [FY21 target  $\leq 7.9\%$  of track under performance restrictions] and fire incidents performance indicator [FY21 target of  $\leq 66$  incidents annually]. Protects infrastructure and equipment, reducing frequency and cost of repairs and replacements

### Overall Status

Development & Evaluation	<input type="radio"/>
Implementation & Construction	<input type="radio"/>
Operations Activation	<input type="radio"/>

In the third quarter, the Phase II design for flood resiliency upgrades at 10 locations continued. These locations include D10 Tiebreaker Station, Fort Totten Metro Police Station, Franconia-Springfield Metro Police Station, Mount Vernon Square/7th Street – Convention Center Station, Ohio Drive Traction Power Substation (Yellow Line), Riggs Road Retaining Wall, Rosslyn Station, Stadium Armory Traction Power Substation (TPSS), Landover Station Commercial Driver License (CDL) Parking Lot (new site), and Largo Town Center Station (new site). The design work aims to address vulnerabilities in gates, flood hardening, and updating flood emergency response plans.

### Strategic Drivers



Safety



Security



Reliability/SGR

### Budget and Funding (\$ Millions)

FY2024 Current Budget	YTD % Budget Expended
\$1.13	64.4%

FY2024 Funding Sources	YTD Expended
Formula	\$0.00
PRIIA	\$0.00
Other	\$0.00
<b>Federal Subtotal</b>	<b>\$0.00</b>
System Performance	\$0.00
Reimbursable/Other	\$0.00
DC Dedicated Funding	\$0.27
MD Dedicated Funding	\$0.25
VA Non-Restricted Dedicated Funding	\$0.18
VA Restricted Dedicated Funding	\$0.05
<b>Local Subtotal</b>	<b>\$0.75</b>
<b>Debt</b>	<b>\$0.00</b>
<b>Net Accruals</b>	<b>(\$0.03)</b>
<b>Total FY2024 Expenditures</b>	<b>\$0.72</b>

**(CIP0241)****Top 30 Active Contracts by Allocated CIP Value**

<b>Contract Number</b>	<b>Vendor</b>	<b>Activity</b>	<b>Contract Value</b>	<b>Allocated CIP Value</b>	<b>Contract Start Date</b>	<b>Contract Expiration Date</b>
FQ18033I	AECOM-STV JV	CONSULT	\$40,000,000	\$1,244,170	7/1/2018	6/30/2025
FQ19172D	Jacobs Engineering Group Inc	ENGINEERING	\$7,500,000	\$558,247	10/3/2019	11/14/2024
FQ19172D	Jacobs Engineering Group Inc	ENGINEERING	\$3,500,000	\$958,890	10/3/2019	10/3/2024
FQ19172M	Mott MacDonald-WSP Joint Venture	ENGINEERING	\$51,000,000	\$879,354	10/3/2019	10/3/2024



## (CIP0242) Rail System Drainage Rehabilitation Program

FY2024 Q3

Initiative Type: Program  
Investment Program: Station Systems  
Investment Category: Stations and Passenger Facilities

Mode: Rail  
Location: Systemwide

### Description

This program replaces and improves drainage pumping stations that have exceeded their lifecycle throughout the Metrorail system and supports implementation of flood resiliency improvements.



### Expected Outcome

Reduces disruption to revenue service and mitigates some of the risk of fire, smoke, and other incidents caused by excess water collecting within Metrorail tunnels and stations as measured by the Rail Infrastructure Availability performance indicator [FY21 target  $\leq 7.9\%$  of track under performance restrictions]. Protects Metro infrastructure and equipment which reduces the frequency and cost of repairs and replacements and helps prevent potential safety issues.

### Strategic Drivers



Safety



Security



Reliability/SGR

### Overall Status

(Programs are ongoing)

Development & Evaluation	<input type="radio"/>
Implementation & Construction	<input checked="" type="radio"/>
Operations Activation	<input type="radio"/>

In Q3, Work progressed at several key locations, including Medical Center, Metro Center, L'Enfant Plaza, and Silver Spring. The focus remained on installing new Drainage Pumping Station (DPS) systems and addressing infrastructure needs. Additionally, efforts were underway for temporary pump installations at Van Ness and Judiciary Square to support ongoing construction activities.

### Budget and Funding (\$ Millions)

FY2024 Current Budget	YTD % Budget Expended
\$15.10	80.9%

FY2024 Funding Sources	YTD Expended
Formula	\$0.00
PRIIA	\$0.00
Other	\$0.00
<b>Federal Subtotal</b>	<b>\$0.00</b>
System Performance	\$0.00
Reimbursable/Other	\$0.00
DC Dedicated Funding	\$0.08
MD Dedicated Funding	\$0.08
VA Non-Restricted Dedicated Funding	\$0.05
VA Restricted Dedicated Funding	\$0.02
<b>Local Subtotal</b>	<b>\$0.23</b>
<b>Debt</b>	<b>\$10.82</b>
<b>Net Accruals</b>	<b>\$0.18</b>
<b>Total FY2024 Expenditures</b>	<b>\$11.23</b>

**(CIP0242)****Top 30 Active Contracts by Allocated CIP Value**

<b>Contract Number</b>	<b>Vendor</b>	<b>Activity</b>	<b>Contract Value</b>	<b>Allocated CIP Value</b>	<b>Contract Start Date</b>	<b>Contract Expiration Date</b>
FQ18033G	Gannett Fleming Engineers and Architects	CONSULT	\$105,000,000	\$20,000	8/23/2018	8/30/2024
FQ18033F	DHA/RK&K Joint Venture	CONSULT	\$115,000,000	\$10,000	8/16/2018	8/1/2024
FIRPG211167	M & M Welding & Fabricators Inc	CONSTRUCTION	\$29,596,467	\$2,796,267	9/24/2021	3/31/2025



## (CIP0246) General Engineering

FY2024 Q3

Initiative Type: Program  
Investment Program: Fixed Rail  
Investment Category: Track and Structures Rehabilitation

Mode: Rail  
Location: Systemwide

### Description

This program provides general engineering support services for the development of architectural and engineering concept designs to help define the capital projects and address needs that may not be captured as part of other larger capital initiatives. This program helps resolve priority issues identified by Metro's engineers.



### Expected Outcome

Develops engineering solutions for maintenance and improvement needs that could lead to a capital investment.

### Strategic Drivers



Safety



Security



Reliability/SGR

### Overall Status

(Programs are ongoing)

Development & Evaluation	<input type="radio"/>
Implementation & Construction	<input checked="" type="radio"/>
Operations Activation	<input type="radio"/>

In Q3, WMATA continued to rely on staff augmentation support for key areas such as Building Information Modeling (BIM), obtaining trestle demolition permits for the Office of Design and Construction, and providing on-call general structural support. This ongoing support was instrumental in identifying and addressing engineering needs, developing solutions for maintenance and improvement projects, and potentially guiding future capital investments. The utilization of staff augmentation underscored WMATA's commitment to ensuring the effectiveness and efficiency of its engineering initiatives.

### Budget and Funding (\$ Millions)

FY2024 Current Budget	YTD % Budget Expended
\$7.90	192.6%

FY2024 Funding Sources	YTD Expended
Formula	\$0.00
PRIIA	\$0.00
Other	\$0.00
<b>Federal Subtotal</b>	<b>\$0.00</b>
System Performance	\$15.61
Reimbursable/Other	\$0.00
DC Dedicated Funding	\$0.03
MD Dedicated Funding	\$0.03
VA Non-Restricted Dedicated Funding	\$0.02
VA Restricted Dedicated Funding	\$0.01
<b>Local Subtotal</b>	<b>\$15.70</b>
<b>Debt</b>	<b>\$0.00</b>
<b>Net Accruals</b>	<b>(\$1.20)</b>
<b>Total FY2024 Expenditures</b>	<b>\$14.50</b>

**(CIP0246)****Top 30 Active Contracts by Allocated CIP Value**

<b>Contract Number</b>	<b>Vendor</b>	<b>Activity</b>	<b>Contract Value</b>	<b>Allocated CIP Value</b>	<b>Contract Start Date</b>	<b>Contract Expiration Date</b>
FQ18033G	Gannett Fleming Engineers and Architects	CONSULT	\$105,000,000	\$40,000	8/23/2018	8/30/2024
FQ18033A	Parsons Transportation Group Inc	CONSULT	\$83,700,000	\$4,155,740	9/24/2018	8/1/2024
FQ18033I	AECOM-STV JV	CONSULT	\$40,000,000	\$497,391	7/1/2018	6/30/2025
FQ10065-FY16	AECOM, USA, INC.	CONSULT	\$8,000,000	\$199,720	5/22/2012	4/30/2024
FQ19172G	Gannett Fleming Engineers and Architects	CONSULT	\$75,000,000	\$45,500	10/3/2019	10/3/2024
FQ18033I	AECOM-STV JV	ENGINEERING	\$58,000,000	\$2,594,036	7/1/2018	6/30/2025
CENGA211235	DLT Solutions LLC	IT_SOFTWARE_OTH	\$510,484	\$510,484	6/30/2021	6/30/2024
FQ18033F	DHA/RK&K Joint Venture	ENGINEERING	\$115,000,000	\$423,349	8/16/2018	8/1/2024
FQ18033C	WSP USA Inc.	ENGINEERING	\$90,950,000	\$212,328	8/15/2018	5/31/2024
CENGA233083	IHS Global Inc	IT_SOFTWARE_OTH	\$145,872	\$152,665	12/2/2022	12/11/2024
FQ18033I	AECOM-STV JV	ENGINEERING	\$70,000,000	\$134,036	7/1/2018	6/30/2025
FQ18033C	WSP USA Inc.	ENGINEERING	\$90,950,000	\$117,258	8/15/2018	5/31/2024
FQ19172G	Gannett Fleming Engineers and Architects	ENGINEERING	\$78,300,000	\$5,419,998	10/3/2019	11/14/2024
FQ19172M	Mott MacDonald-WSP Joint Venture	ENGINEERING	\$50,000,000	\$1,500,853	10/3/2019	10/3/2024
FQ19172G	Gannett Fleming Engineers and Architects	ENGINEERING	\$70,250,000	\$291,749	10/3/2019	10/3/2024
FQ19172KGP	KGP Design Studio LLC	ENGINEERING	\$300,000	\$289,596	10/3/2019	10/3/2024
FQ19172R	KGP Design Studio LLC.	ENGINEERING	\$300,000	\$236,881	10/3/2019	10/3/2024
FQ19172KGP	KGP Design Studio LLC	ENGINEERING	\$2,050,000	\$51,871	10/3/2019	10/3/2024

## (CIP0247) Emergency Construction and Emerging Needs Program

FY2024 Q3

Initiative Type: Program  
Investment Program: Fixed Rail  
Investment Category: Track and Structures Rehabilitation

Mode: Rail  
Location: Systemwide

### Description

This program supports emergent and emergency needs that arise across the system beyond the scope of other established capital investments.



### Expected Outcome

Resolves emergency and emergent issues that impact Metro service and reliability.

### Strategic Drivers



Safety



Security



Reliability/SGR

### Overall Status

(Programs are ongoing)

Development & Evaluation	
Implementation & Construction	
Operations Activation	

In Q3, WMATA completed the water intrusion project at Shady Grove under CIP0247\_04, which had been closed out in December 2023. The deployment of Track ID signage under CIP0247\_05 was descoped, with WMATA's labor taking over to finish installation as part of their regular track maintenance activities. Additionally, the structural issues at Addison Road under CIP0247 were completed and closed out in January 2024.

### Budget and Funding (\$ Millions)

FY2024 Current Budget	YTD % Budget Expended
\$32.95	12.6%

FY2024 Funding Sources	YTD Expended
Formula	\$0.00
PRIIA	\$0.00
Other	\$0.00
<b>Federal Subtotal</b>	<b>\$0.00</b>
System Performance	\$0.00
Reimbursable/Other	\$0.00
DC Dedicated Funding	\$0.08
MD Dedicated Funding	\$0.07
VA Non-Restricted Dedicated Funding	\$0.05
VA Restricted Dedicated Funding	\$0.02
<b>Local Subtotal</b>	<b>\$0.22</b>
<b>Debt</b>	<b>\$2.95</b>
<b>Net Accruals</b>	<b>\$0.99</b>
<b>Total FY2024 Expenditures</b>	<b>\$4.16</b>

**(CIP0247)****Top 30 Active Contracts by Allocated CIP Value**

<b>Contract Number</b>	<b>Vendor</b>	<b>Activity</b>	<b>Contract Value</b>	<b>Allocated CIP Value</b>	<b>Contract Start Date</b>	<b>Contract Expiration Date</b>
FQ18033G	Gannett Fleming Engineers and Architects	CONSULT	\$105,000,000	\$3,021,183	8/23/2018	8/30/2024
FQ18033F	DHA/RK&K Joint Venture	CONSULT	\$115,000,000	\$195,624	8/16/2018	8/1/2024
FQ18033F	DHA/RK&K Joint Venture	CONSULT	\$115,000,000	\$61,410	8/16/2018	8/1/2024
FQ18033I	AECOM-STV JV	CONSULT	\$70,000,000	\$50,000	7/1/2018	6/30/2025
FQ19273A	Consolidated Construction & Engineering	CONSTRUCTION	\$660,000	\$169,430	3/27/2020	3/26/2025
FQ19273D	ADP Consultants, Inc.	CONSTRUCTION	\$5,139,218	\$99,450	3/27/2020	3/25/2025
FQ19273C	Wycliffe Technologies, Inc.	CONSTRUCTION	\$320,000	\$87,820	3/27/2020	3/26/2025

## (CIP0251) Automatic Train Control State of Good Repair

FY2024 Q3

Initiative Type: Program  
Investment Program: Signals & Communications  
Investment Category: Rail Systems

Mode: Rail  
Location: Systemwide

### Description

This program replaces aging Automatic Train Control (ATC) systems, Train Control Room (TCR) infrastructure and wayside equipment. Obsolete and failing equipment must be replaced at intervals ranging from 20 to 40 years.



### Expected Outcome

Increases the safety of Metrorail operations and provides reliable signal operation to minimize disruptions to rail service as measured by the Rail Infrastructure Availability performance indicator [FY21 target  $\leq 7.9\%$  of track under performance restrictions] and the Metrorail customer injury rate performance indicator [FY21 target of  $\leq 177$  customer injuries] and prevent potential safety issues.

### Strategic Drivers



Safety



Security



Reliability/SGR

### Overall Status

(Programs are ongoing)

Development & Evaluation	
Implementation & Construction	
Operations Activation	

7 switch machines, 10 high-current bonds, 12 cables were replaced, and cable meggering/insulation testing was conducted at 15 locations. The Grade of Automation Level 2 Project, previously known as the "Return to Automatic Train Operation," made significant progress. Red Line Integrated Testing for Automatic Door Operation (ADO) was completed successfully without any safety issues. The project is on track, and Red Line ATO Integrated Testing is scheduled for completion in Q1 FY2025. WMATA plans to return to ATO on the Red Line in Q1 FY2025, a delay from the previous plan of Q4 FY2023, due to enhanced coordination on rule updates leading into training and an increase in time allotted for Red Line Testing. Additionally, WMATA received WMSC Concurrence for Integration Verification for ADO Systemwide. The target date for returning to ATO on all other lines is Q2 FY2025.

### Budget and Funding (\$ Millions)

FY2024 Current Budget	YTD % Budget Expended
\$79.78	63.1%

FY2024 Funding Sources	YTD Expended
Formula	\$0.00
PRIIA	\$18.78
Other	\$0.00
<b>Federal Subtotal</b>	<b>\$18.78</b>
System Performance	\$0.00
Reimbursable/Other	\$0.00
DC Dedicated Funding	\$0.18
MD Dedicated Funding	\$0.17
VA Non-Restricted Dedicated Funding	\$0.12
VA Restricted Dedicated Funding	\$0.04
<b>Local Subtotal</b>	<b>\$0.50</b>
<b>Debt</b>	<b>\$25.94</b>
<b>Net Accruals</b>	<b>\$3.75</b>
<b>Total FY2024 Expenditures</b>	<b>\$48.97</b>



(CIP0251)

## Top 30 Active Contracts by Allocated CIP Value

Contract Number	Vendor	Activity	Contract Value	Allocated CIP Value	Contract Start Date	Contract Expiration Date
FQ18033G	Gannett Fleming Engineers and Architects	CONSULT	\$105,000,000	\$1,821,026	8/23/2018	8/30/2024
FQ18033G	Gannett Fleming Engineers and Architects	CONSULT	\$105,000,000	\$500	8/23/2018	8/30/2024
FQ18033C	WSP USA Inc.	CONSULT	\$90,950,000	\$6,780,847	8/15/2018	5/31/2024
FQ18033C	WSP USA Inc.	CONSULT	\$90,950,000	\$2,023,231	8/15/2018	5/31/2024
FQ18033F	DHA/RK&K Joint Venture	CONSULT	\$112,802,000	\$400,329	8/16/2018	8/1/2024
FQ18033A	Parsons Transportation Group Inc	CONSULT	\$83,700,000	\$260,165	9/24/2018	8/1/2024
FQ18033I	AECOM-STV JV	CONSULT	\$71,000,000	\$194,411	7/1/2018	6/30/2025
FSSRP233285	DB ECO North America Inc	CONSULT	\$13,067,332	\$13,067,332	1/1/2024	12/31/2027
FQ19172M	Mott MacDonald-WSP Joint Venture	CONSULT	\$57,400,000	\$1,409,285	10/3/2019	10/3/2024
FQ19172G	Gannett Fleming Engineers and Architects	CONSULT	\$76,750,000	\$1,098,736	10/3/2019	11/14/2024
FQ19172G	Gannett Fleming Engineers and Architects	CONSULT	\$78,300,000	\$24,240	10/3/2019	11/14/2024
FCPDO211114	Mass Electric Construction Co	CONSTRUCTION	\$149,050,767	\$149,050,767	8/15/2022	12/31/2026
FRBIR222275	C3M Power Systems, LLC	CONSTRUCTION	\$108,102,205	\$4,031,387	10/26/2022	10/25/2027
FSSRP222180	HITACHI Rail STS USA, Inc.	CONSTRUCTION	\$3,219,810	\$3,219,810	5/9/2022	5/8/2027
FRBIR222275	C3M Power Systems, LLC	CONSTRUCTION	\$108,102,205	\$1,974,109	10/26/2022	10/25/2027
C20147	K&J Safety & Security Consulting	CONSTRUCTION	\$19,773,890	\$195,000	9/30/2020	10/31/2025
FQ19093 (A)	Anixter Wire And Cable	EQUIP_MATL	\$0	\$192,315	8/30/2019	8/29/2024
FQ19093 (A)	Anixter Wire And Cable	EQUIP_MATL	\$0	\$35,701	8/30/2019	8/29/2024
CQ19104	Dell Marketing LP	IT_SOFTWARE_OTH	\$194,300,000	\$8,904	7/23/2019	7/22/2024
FQ19172M	Mott MacDonald-WSP Joint Venture	ENGINEERING	\$61,000,000	\$21,273,199	10/3/2019	10/3/2024
FQ19172M	Mott MacDonald-WSP Joint Venture	ENGINEERING	\$61,000,000	\$3,202,723	10/3/2019	10/3/2024

## (CIP0252) Low Voltage Power State of Good Repair

FY2024 Q3

Initiative Type: Program  
Investment Program: Station Systems  
Investment Category: Stations and Passenger Facilities

Mode: Rail  
Location: Systemwide

### Description

This program replaces low voltage power systems, improves various power components, and maintains existing low voltage power systems in a state of good repair.



### Expected Outcome

Maintains the reliability of systems that support service by keeping the infrastructure that provides power to station lighting, HVAC, elevators and escalators, train control and communication systems, drainage pumping stations, and other Metrorail station infrastructure in a state of good repair.

### Strategic Drivers



Safety



Security



Reliability/SGR

### Overall Status

(Programs are ongoing)

Development & Evaluation	●
Implementation & Construction	●
Operations Activation	●

In Q3, the Low Voltage Power Rehab projects at WMATA progressed significantly. The rehabilitation activities continued at three stations: L'Enfant Plaza, Anacostia, and Takoma. At L'Enfant Plaza, switchgears LV & AC2 were furnished, and AC2 was de-energized. Anacostia's AC1 and Takoma's AC2 underwent final inspections. Additionally, progress was made in the switchgear rehab at 11 stations under the project. A contract was awarded for the rehab of switchgear at nine stations. Contractor mobilization, pre-construction surveys, and initial submittals began, marking steps forward in improving the electrical infrastructure and ensuring system reliability at WMATA.

### Budget and Funding (\$ Millions)

FY2024 Current Budget	YTD % Budget Expended
\$38.02	83.9%

FY2024 Funding Sources	YTD Expended
Formula	\$6.27
PRIIA	\$0.00
Other	\$0.00
<b>Federal Subtotal</b>	<b>\$6.27</b>
System Performance	\$0.00
Reimbursable/Other	\$0.00
DC Dedicated Funding	\$0.13
MD Dedicated Funding	\$0.12
VA Non-Restricted Dedicated Funding	\$0.09
VA Restricted Dedicated Funding	\$0.03
<b>Local Subtotal</b>	<b>\$0.36</b>
<b>Debt</b>	<b>\$19.59</b>
<b>Net Accruals</b>	<b>\$4.05</b>
<b>Total FY2024 Expenditures</b>	<b>\$30.27</b>

**(CIP0252)****Top 30 Active Contracts by Allocated CIP Value**

<b>Contract Number</b>	<b>Vendor</b>	<b>Activity</b>	<b>Contract Value</b>	<b>Allocated CIP Value</b>	<b>Contract Start Date</b>	<b>Contract Expiration Date</b>
FQ18033G	Gannett Fleming Engineers and Architects	CONSULT	\$105,000,000	\$2,196,502	8/23/2018	8/30/2024
FQ18033C	WSP USA Inc.	CONSULT	\$90,950,000	\$2,000,886	8/15/2018	5/31/2024
FQ18033D	Jacobs Engineering Group Inc	CONSULT	\$90,500,000	\$806,145	8/21/2018	5/23/2024
FQ18033B	HNTB Corporation	CONSULT	\$92,374,562	\$99,806	8/2/2018	8/2/2024
FRBIR233208	C3M Power Systems, LLC	CONSTRUCTION	\$103,045,223	\$103,045,223	2/20/2024	2/19/2028
FQ19218	Helix Electric Inc	CONSTRUCTION	\$33,400,444	\$16,490,602	10/14/2020	12/31/2024
FRBIR222275	C3M Power Systems, LLC	CONSTRUCTION	\$108,102,205	\$3,131,434	10/26/2022	10/25/2027
FRBIR222275	C3M Power Systems, LLC	CONSTRUCTION	\$108,102,205	\$1,046,397	10/26/2022	10/25/2027
FRBIR222275	C3M Power Systems, LLC	CONSTRUCTION	\$108,102,205	\$250,000	10/26/2022	10/25/2027
FQ19152	Benning Power Electronics Inc	EQUIP_MATL	\$8,185,475	\$6,460,620	5/28/2019	5/27/2024
CMOWE21015	Sortac Systems LLC	ENGINEERING	\$1,100,000	\$484,167	7/6/2021	11/14/2024
FTRPM244231	BAE Batteries USA	EQUIP_MATL	\$277,520	\$277,520	5/1/2024	4/30/2025
CRAIL211020	MEI Rigging & Crating LLC	EQUIP_MATL	\$1,392,656	\$246,682	12/8/2020	12/7/2024
CQ19104	Dell Marketing LP	IT_HARDWARE_OTH	\$194,300,000	\$45,298	7/23/2019	7/22/2024
FQ19152	Benning Power Electronics Inc	EQUIP_MATL	\$8,185,475	\$8,351	5/28/2019	5/27/2024
FQ19172M	Mott MacDonald-WSP Joint Venture	ENGINEERING	\$61,000,000	\$189,380	10/3/2019	11/14/2024



## (CIP0253) Traction Power State of Good Repair

FY2024 Q3

Initiative Type: Program  
Investment Program: Power  
Investment Category: Rail Systems

Mode: Rail  
Location: Systemwide

### Description

This program replaces traction power systems, improves various traction power components, and maintains existing traction power systems in a state of good repair in order to deliver safe and reliable Metrorail operations.



### Expected Outcome

Addresses ability to provide Metrorail service through replacement or rehabilitation of critical infrastructure that delivers propulsion power to Metrorail. Improvements decrease speed restrictions on trains, and reduce risk of safety incidents, including track fires and stray current problems, as measured by the Rail Infrastructure Availability performance indicator [FY21 target  $\leq 7.9\%$  of track under performance restrictions] and the number of fire incidents performance indicator [FY21 target of  $\leq 66$  incidents annually]

### Overall Status

(Programs are ongoing)

Development & Evaluation	●
Implementation & Construction	●
Operations Activation	●

In Q3, WMATA's SOGR Cable Additions & Replacements project continued to make progress. The project saw the installation of 10,275 linear feet of cables, with 247 cables meggered for testing. Additionally, a new IDIQ Cable Contract was awarded, indicating a commitment to ongoing cable installations and replacements. Delivery of switchgear occurred at Medical Center TP, along with spare DC breakers, AC & DC switchgears, and bus duct at Shady Grove TP. At TwinBrook & Bethesda TPS, AC switchgear, transformer, negative switchboard, and bus duct were supplied. Construction activities commenced at Grosvenor & Shady Grove TBS, as well as Bethesda TP. Construction also continued at Yard Alex & Bethesda TPS. Notably, construction was completed at TwinBrook & Yard Shady Grove TBS.

### Strategic Drivers



Safety



Security



Reliability/SGR

### Budget and Funding (\$ Millions)

FY2024 Current Budget	YTD % Budget Expended
\$96.76	95.4%

FY2024 Funding Sources	YTD Expended
Formula	\$0.00
PRIIA	\$0.00
Other	\$0.00
<b>Federal Subtotal</b>	\$0.00
System Performance	\$0.00
Reimbursable/Other	\$0.00
DC Dedicated Funding	\$0.25
MD Dedicated Funding	\$0.23
VA Non-Restricted Dedicated Funding	\$0.17
VA Restricted Dedicated Funding	\$0.05
<b>Local Subtotal</b>	\$0.70
<b>Debt</b>	\$85.81
<b>Net Accruals</b>	\$2.71
<b>Total FY2024 Expenditures</b>	\$89.22

**(CIP0253)****Top 30 Active Contracts by Allocated CIP Value**

<b>Contract Number</b>	<b>Vendor</b>	<b>Activity</b>	<b>Contract Value</b>	<b>Allocated CIP Value</b>	<b>Contract Start Date</b>	<b>Contract Expiration Date</b>
FQ18033G	Gannett Fleming Engineers and Architects	CONSULT	\$105,000,000	\$4,766,029	8/23/2018	8/30/2024
FQ18033C	WSP USA Inc.	CONSULT	\$90,950,000	\$1,924,076	8/15/2018	5/31/2024
FQ18033D	Jacobs Engineering Group Inc	CONSULT	\$90,500,000	\$806,145	8/21/2018	5/23/2024
FQ18033A	Parsons Transportation Group Inc	CONSULT	\$83,700,000	\$720,352	9/24/2018	8/1/2024
FQ18033F	DHA/RK&K Joint Venture	CONSULT	\$112,802,000	\$400,333	8/16/2018	8/1/2024
FQ18033B	HNTB Corporation	CONSULT	\$106,860,293	\$393,500	8/2/2018	8/2/2024
FQ18033F	DHA/RK&K Joint Venture	CONSULT	\$115,000,000	\$61,410	8/16/2018	8/1/2024
FIRPG211191	C3M Power Systems, LLC	CONSTRUCTION	\$117,871,698	\$117,724,197	1/21/2022	12/31/2025
FRBIR222275	C3M Power Systems, LLC	CONSTRUCTION	\$108,102,205	\$6,054,542	10/26/2022	10/25/2027
FQ17165	C3M Power Systems, LLC	CONSTRUCTION	\$83,802,881	\$2,030,101	4/20/2018	6/30/2024
FIRPG211190	C3M Power Systems, LLC	CONSTRUCTION	\$176,256,865	\$112,500	5/16/2022	6/30/2027
C20147	K&J Safety & Security Consulting	CONSTRUCTION	\$19,773,890	\$75,000	9/30/2020	10/31/2025
CMOWE21015	Sortac Systems LLC	ENGINEERING	\$1,100,000	\$484,167	7/6/2021	11/14/2024
FQ18033I	AECOM-STV JV	ENGINEERING	\$70,500,000	\$255,920	7/1/2018	6/30/2025
CIT01222222	vCloud Tech Inc.	IT_HARDWARE_OTH	\$266,206	\$46,396	5/1/2022	4/30/2024
FQ19172G	Gannett Fleming Engineers and Architects	ENGINEERING	\$72,500,000	\$1,787,852	10/3/2019	10/3/2024
FQ19172M	Mott MacDonald-WSP Joint Venture	ENGINEERING	\$53,000,000	\$1,194,730	10/3/2019	10/3/2024
FQ19172M	Mott MacDonald-WSP Joint Venture	ENGINEERING	\$55,500,000	\$38,931	10/3/2019	10/3/2024

## (CIP0254) Bus Priority Program Development

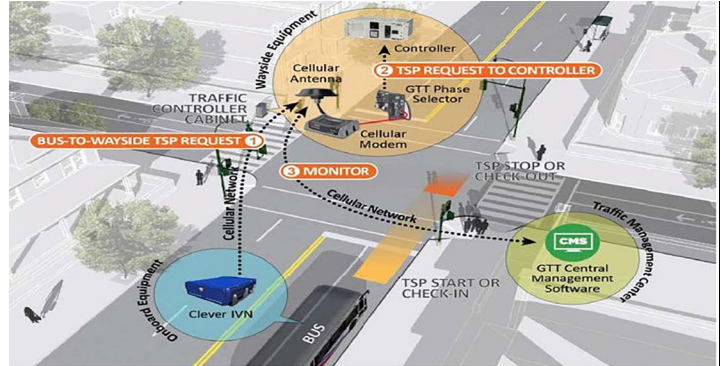
FY2024 Q3

Initiative Type: Program  
Investment Program: Passenger Facilities/Systems  
Investment Category: Bus, Bus Facilities & Paratransit

Mode: Bus  
Location: Systemwide

### Description

The Bus Priority Program aims to improve bus service and equity by allowing buses to travel smoothly and efficiently with the aid of new technology and intelligent roadway design. This program plans and implements new initiatives and technology to advance bus priority strategies.



### Expected Outcome

Increases the reliability of Metrobus service by developing strategies and working with jurisdictions to reduce travel time of buses through technology that prioritizes bus travel. The development of this program will improve bus operating speeds and reliability for improved rider experience, environmental sustainability, and financial stewardship

### Strategic Drivers



Safety



Security



Reliability/SGR

### Overall Status

(Programs are ongoing)

Development & Evaluation	<span style="color: green;">●</span>
Implementation & Construction	<span style="color: green;">●</span>
Operations Activation	<span style="color: gray;">○</span>

In Q3, WMATA's Tactical Bus Lanes project continued to advance and the All Door Boarding continued on selected bus lines. The installation of rear door targets on buses continued, and there is a rollout plan for additional bus lines in collaboration with Bus Transportation, Bus Planning and Scheduling, and Fare Modernization in 2024. The Bus Priority team worked on developing a vendor scope of work for Next Gen Transit Signal Priority throughout 2024. An RFP for a consultant support contract was issued in March 2024 to further advance this project. In Bus Priority Clear Lanes, bus lane ticketing in the District of Columbia began on Q3, resulting in almost 6,500 tickets issued for bus lane violations in the quarter. Additionally, over 70,000 tickets were issued for bus stop violations in the District through the end of Q3, demonstrating continued efforts to improve bus priority and enhance the transit experience.

### Budget and Funding (\$ Millions)

FY2024 Current Budget	YTD % Budget Expended
\$4.42	60.8%

FY2024 Funding Sources	YTD Expended
Formula	\$0.00
PRIIA	\$0.00
Other	\$0.00
<b>Federal Subtotal</b>	<b>\$0.00</b>
System Performance	\$0.62
Reimbursable/Other	\$0.00
DC Dedicated Funding	\$0.75
MD Dedicated Funding	\$0.70
VA Non-Restricted Dedicated Funding	\$0.50
VA Restricted Dedicated Funding	\$0.15
<b>Local Subtotal</b>	<b>\$2.73</b>
<b>Debt</b>	<b>\$0.00</b>
<b>Net Accruals</b>	<b>(\$0.04)</b>
<b>Total FY2024 Expenditures</b>	<b>\$2.69</b>

**(CIP0254)****Top 30 Active Contracts by Allocated CIP Value**

<b>Contract Number</b>	<b>Vendor</b>	<b>Activity</b>	<b>Contract Value</b>	<b>Allocated CIP Value</b>	<b>Contract Start Date</b>	<b>Contract Expiration Date</b>
FQ18033C	WSP USA Inc.	CONSULT	\$90,950,000	\$209,908	8/15/2018	5/31/2024
COBTR222084	Mead and Hunt Inc	CONSULT	\$523,943	\$95,518	12/27/2021	2/26/2025
COBTR222155-BTK	Hayden AI Technologies Inc	EQUIP_MATL	\$7,814,967	\$4,683,800	1/31/2023	1/29/2025

## (CIP0255) Fare Collection Modernization

FY2024 Q3

Initiative Type: Project  
Investment Program: Station Systems  
Investment Category: Stations and Passenger Facilities

Mode: Systemwide  
Location: Systemwide

### Description

This project replaces Metro's aging fare collection systems in rail stations, on Metrobuses, and upgrades the back end system that supports fare collection. The investment includes new methods for customers to pay and manage payment accounts.



### Expected Outcome

Provides modern infrastructure and payment options for Metro customers that will improve convenience, reliability and decrease maintenance and repair costs.

### Strategic Drivers



Safety



Security



Reliability/SGR

### Overall Status

Development & Evaluation	●
Implementation & Construction	●
Operations Activation	●

In Q3, WMATA made progress across several key projects. The Fare Vendors project advanced with design-build customization for next-generation fare vending machines, reaching 5% completion. Adjustments were made in the Faregate project to enhance warranty processing, focusing on resolving billing issues and ensuring hardware test enhancements.

The Back-end System project experienced slight delays in finalizing the project scope for security and real-time payment updates. The Fareboxes project saw installation progress well, with 70% of the 1,700 installations complete.

Website modernization efforts continued, aiming to add new languages and redesign the Smart Trip interface. The Exit Fare project advanced quickly, reaching 65% completion, with plans for completion within the year. Web SmartBenefits 2.0 remained on track, with significant IT upgrades and system improvements planned.

### Budget and Funding (\$ Millions)

FY2024 Current Budget	YTD % Budget Expended
\$62.31	59.3%

FY2024 Funding Sources	YTD Expended
Formula	\$1.00
PRIIA	\$0.00
Other	\$0.00
<b>Federal Subtotal</b>	<b>\$1.00</b>
System Performance	\$0.14
Reimbursable/Other	\$0.00
DC Dedicated Funding	\$0.45
MD Dedicated Funding	\$0.42
VA Non-Restricted Dedicated Funding	\$0.30
VA Restricted Dedicated Funding	\$0.09
<b>Local Subtotal</b>	<b>\$1.39</b>
<b>Debt</b>	<b>\$31.41</b>
<b>Net Accruals</b>	<b>\$1.94</b>
<b>Total FY2024 Expenditures</b>	<b>\$35.74</b>

**(CIP0255)****Top 30 Active Contracts by Allocated CIP Value**

Contract Number	Vendor	Activity	Contract Value	Allocated CIP Value	Contract Start Date	Contract Expiration Date
FQ18033G	Gannett Fleming Engineers and Architects	CONSULT	\$105,000,000	\$3,200,000	8/23/2018	8/30/2024
FQ18033G	Gannett Fleming Engineers and Architects	CONSULT	\$105,000,000	\$525,183	8/23/2018	8/30/2024
FQ18033G	Gannett Fleming Engineers and Architects	CONSULT	\$105,000,000	\$30,000	8/23/2018	8/30/2024
FQ18033D	Jacobs Engineering Group Inc	CONSULT	\$90,500,000	\$2,015,437	8/21/2018	5/23/2024
FQ18033E	Louis Berger (DC), PLLC/Urban Engineers	CONSULT	\$22,500,000	\$1,376,030	8/21/2018	4/1/2024
FQ18033F	DHA/RK&K Joint Venture	CONSULT	\$113,802,000	\$1,155,809	8/16/2018	8/1/2024
FQ18033I	AECOM-STV JV	CONSULT	\$70,000,000	\$50,000	7/1/2018	6/30/2025
FQ18033F	DHA/RK&K Joint Venture	CONSULT	\$115,000,000	\$40,000	8/16/2018	8/1/2024
FOBTR211279-W04	Four Nines Technologies	CONSULT	\$1,171,325	\$1,171,325	1/4/2022	1/3/2027
COBTR211208-W03	Reflexions Data LLC	CONSULT	\$3,613,361	\$894,177	10/29/2021	7/18/2024
ATOC233278-C	Potomac Construction Co Inc	CONSTRUCTION	\$10,000,000	\$2,191,778	11/14/2023	11/13/2028
C20147	K&J Safety & Security Consulting	CONSTRUCTION	\$19,773,890	\$75,000	9/30/2020	10/31/2025
FCPPM200214-W01	Cubic Transportation Systems Inc.	DESIGN_BUILD	\$36,500,000	\$22,700,000	12/24/2020	12/23/2024
FQ18033E	Louis Berger (DC), PLLC/Urban Engineers	ENGINEERING	\$22,500,000	\$3,960,368	8/21/2018	4/1/2024
FCPPM200214-W01	Cubic Transportation Systems Inc.	DESIGN_BUILD	\$62,135,943	\$1,992,400	12/24/2020	12/23/2024
FQ18056	Cubic Transportation Systems Inc.	IT_HARDWARE_OTH	\$18,851,187	\$1,848,311	6/14/2018	11/29/2024
COBTR233212-09	Genfare LLC	DESIGN_BUILD	\$1,525,000	\$1,525,000	5/31/2023	5/30/2028
CQ19016	Cubic Transportation Systems Inc.	IT_SOFTWARE_OTH	\$22,169,235	\$1,088,959	6/18/2019	12/31/2027
CQ19236	Cubic Transportation Systems Inc.	IT_SOFTWARE_OTH	\$30,434,527	\$829,931	10/1/2019	9/30/2024
FCPPM200214-W01	Cubic Transportation Systems Inc.	DESIGN_BUILD	\$38,417,616	\$250,000	12/24/2020	12/23/2024
CIT01244057	Mirantis Inc	IT_SOFTWARE_OTH	\$230,263	\$230,263	1/16/2024	1/15/2025

Notes: All figures are preliminary and unaudited.

Page 148 of 367

CIT01233301	Codework Inc	IT_SOFTWARE_OTH	\$16,346	\$16,346	9/11/2023	9/10/2024
-------------	--------------	-----------------	----------	----------	-----------	-----------



## (CIP0256) 7000-Series Railcars

FY2024 Q3

Initiative Type: Project  
Investment Program: Acquisition  
Investment Category: Railcar and Railcar Facilities

Mode: Rail  
Location: Systemwide

### Description

This project procures 620 of the 7000 series railcars to replace the 1000, 4000, 5000 series fleets, plus 28 additional railcars. 128 additional 7000 series railcars were acquired through Silver Line Phase 1 and 2 extension projects and funded by the Metropolitan Washington Airports Authority.



### Expected Outcome

Replaces the unreliable 1000, 4000, and 5000 series vehicles, which will improve customer safety and reduce failures that interrupt revenue service as measured by the Metrorail customer injury rate performance indicator [FY21 target of ≤177 injuries] and the Rail Fleet Reliability performance indicator [FY21 ≥15,000 miles between failure].

### Strategic Drivers



Safety



Security



Reliability/SGR

### Overall Status

Development & Evaluation	<input type="radio"/>
Implementation & Construction	<input checked="" type="radio"/>
Operations Activation	<input type="radio"/>

In Q3, WMATA issued a Fleet Defect letter for Back to Back to Kawasaki and completed upgrades to the VTDM Modem. Plans for TrackIT software upgrades and power consumption reduction are set for Q4/FY25. Cybersecurity HW Implementation Phase 2 progressed, with the NVR upgrade in procurement. The Simulator room at CTF is on track for FY24 completion. The Inter-car barrier project is expected to start in early FY25.

### Budget and Funding (\$ Millions)

FY2024 Current Budget	YTD % Budget Expended
\$27.16	36.4%

FY2024 Funding Sources	YTD Expended
Formula	\$0.00
PRIIA	\$0.00
Other	\$2.59
<b>Federal Subtotal</b>	<b>\$2.59</b>
System Performance	\$0.00
Reimbursable/Other	\$0.00
DC Dedicated Funding	\$0.12
MD Dedicated Funding	\$0.11
VA Non-Restricted Dedicated Funding	\$0.08
VA Restricted Dedicated Funding	\$0.02
<b>Local Subtotal</b>	<b>\$0.32</b>
<b>Debt</b>	<b>\$6.03</b>
<b>Net Accruals</b>	<b>\$0.78</b>
<b>Total FY2024 Expenditures</b>	<b>\$9.72</b>



**(CIP0256)****Top 30 Active Contracts by Allocated CIP Value**

<b>Contract Number</b>	<b>Vendor</b>	<b>Activity</b>	<b>Contract Value</b>	<b>Allocated CIP Value</b>	<b>Contract Start Date</b>	<b>Contract Expiration Date</b>
FQ18033G	Gannett Fleming Engineers and Architects	CONSULT	\$105,000,000	\$500,000	8/23/2018	8/30/2024
FQ18033G	Gannett Fleming Engineers and Architects	CONSULT	\$105,000,000	\$20,000	8/23/2018	8/30/2024
FQ18033F	DHA/RK&K Joint Venture	CONSULT	\$115,000,000	\$116,820	8/16/2018	8/1/2024
FQ18033I	AECOM-STV JV	CONSULT	\$70,000,000	\$81,856	7/1/2018	6/30/2025
FQ16036D	Signature Renovations LLC	CONSTRUCTION	\$15,000,000	\$21,000	10/10/2017	4/10/2024
C20147	K&J Safety & Security Consulting	CONSTRUCTION	\$19,773,890	\$3,000	9/30/2020	10/31/2025
FCMNT211077-RL1	Railway Products Group Inc	RAILCARS	\$8,200,426	\$8,200,425	6/21/2022	1/31/2025
FQ19148	Hatch Associates Consultants Inc	ENGINEERING	\$18,064,242	\$5,480,128	7/8/2019	6/30/2026
CQ19284	Fundacion Fomento Innovacion Industrial	3RD_PARTY	\$3,102,640	\$3,102,640	6/16/2020	6/15/2025
FQ19148	Hatch Associates Consultants Inc	ENGINEERING	\$31,476,039	\$2,449,392	7/8/2019	6/30/2026
RC7000	Kawasaki Rail Car Inc	RAILCARS	\$1,601,457,905	\$488,428	10/8/2010	12/31/2024
CQ19284	Fundacion Fomento Innovacion Industrial	RAILCARS	\$4,209,230	\$477,613	6/16/2020	6/15/2025
CQ19284	Fundacion Fomento Innovacion Industrial	IT_HARDWARE_OTH	\$3,200,640	\$98,000	6/16/2020	6/15/2025

## (CIP0257) Emergency Trip Station (ETS) Rehabilitation

FY2024 Q3

Initiative Type: Project  
Investment Program: Signals & Communications  
Investment Category: Rail Systems

Mode: Rail  
Location: Systemwide

### Description

The existing Emergency Trip Station (ETS) system has an aging, deteriorating infrastructure and utilizes obsolete electrical components and communications technology. This project upgrades the Rail Right-Of-Way (ROW) ETS system including the box that houses the components, telephone, LED lights, and mushroom button that controls third rail power.



### Expected Outcome

Improves the safety of Metro customers and employees through state of good repair replacement with newer and more reliable equipment as measured by the Metrorail customer injury rate performance indicator [FY21 target of ≤177 injuries] and the Metrorail system employee injury rate performance indicator [FY21 target of ≤3.5 per 100 employees].

### Strategic Drivers



Safety



Security



Reliability/SGR

### Overall Status

Development & Evaluation	<input type="radio"/>
Implementation & Construction	<input checked="" type="radio"/>
Operations Activation	<input type="radio"/>

In Q3, there were no activities for the Emergency Trip Station Rehab project. The receipt of all ETS DIO controllers (Existing Emergency Trip System Distributed Input/Output Controllers) was completed in the previous quarter. The project's period of performance (PoP) will be extended due to limited resources.

### Budget and Funding (\$ Millions)

FY2024 Current Budget	YTD % Budget Expended
\$0.00	0.0%

FY2024 Funding Sources	YTD Expended
Formula	\$0.00
PRIIA	\$0.00
Other	\$0.00
<b>Federal Subtotal</b>	<b>\$0.00</b>
System Performance	\$0.00
Reimbursable/Other	\$0.00
DC Dedicated Funding	\$0.09
MD Dedicated Funding	\$0.09
VA Non-Restricted Dedicated Funding	\$0.06
VA Restricted Dedicated Funding	\$0.02
<b>Local Subtotal</b>	<b>\$0.26</b>
<b>Debt</b>	<b>\$0.00</b>
<b>Net Accruals</b>	<b>\$0.00</b>
<b>Total FY2024 Expenditures</b>	<b>\$0.26</b>

**(CIP0257)****Top 30 Active Contracts by Allocated CIP Value**

<b>Contract Number</b>	<b>Vendor</b>	<b>Activity</b>	<b>Contract Value</b>	<b>Allocated CIP Value</b>	<b>Contract Start Date</b>	<b>Contract Expiration Date</b>
FQ18033B	HNTB Corporation	CONSULT	\$92,374,562	\$283,403	8/2/2018	8/2/2024
FQ19172M	Mott MacDonald-WSP Joint Venture	ENGINEERING	\$61,000,000	\$2,489,867	10/3/2019	10/3/2024

## (CIP0258) Station and Tunnel Fire Alarm Rehabilitation

FY2024 Q3

Initiative Type: Program  
Investment Program: Station Systems  
Investment Category: Stations and Passenger Facilities

Mode: Rail  
Location: Systemwide

### Description

This program upgrades fire alarm systems in Metrorail tunnels and stations.



### Expected Outcome

Improves Metro's compliance with National Fire Protection Association standards and addresses recommendations made by the National Transportation Safety Board. Improves customer and employee safety by accurately measuring and responding to fire incidents as measured by the Metrorail customer injury rate performance indicator [FY21 target of  $\leq 177$  injuries] and the Metrorail system employee injury rate performance indicator [FY21 target of  $\leq 3.5$  per 100 employees].

### Overall Status

(Programs are ongoing)

Development & Evaluation	●
Implementation & Construction	●
Operations Activation	●

In Q3, the Station & Tunnel Fire Alarm project (TCIP0258) continued to progress with the closeout of the pilot program for 11 sites nearing completion. Evaluations and testing are ongoing for expanding smoke detection upgrades to 43 additional stations. Additionally, the Forest Glen Fire Door Replacement project (TCIP0258\_02) obtained approval for assessment and design.

### Strategic Drivers



Safety



Security



Reliability/SGR

### Budget and Funding (\$ Millions)

FY2024 Current Budget	YTD % Budget Expended
\$1.05	112.4%

FY2024 Funding Sources	YTD Expended
Formula	\$0.00
PRIIA	\$0.00
Other	\$0.00
<b>Federal Subtotal</b>	<b>\$0.00</b>
System Performance	\$0.00
Reimbursable/Other	\$0.00
DC Dedicated Funding	\$0.38
MD Dedicated Funding	\$0.36
VA Non-Restricted Dedicated Funding	\$0.26
VA Restricted Dedicated Funding	\$0.08
<b>Local Subtotal</b>	<b>\$1.07</b>
Debt	\$0.00
Net Accruals	\$0.20
<b>Total FY2024 Expenditures</b>	<b>\$1.27</b>

**(CIP0258)****Top 30 Active Contracts by Allocated CIP Value**

<b>Contract Number</b>	<b>Vendor</b>	<b>Activity</b>	<b>Contract Value</b>	<b>Allocated CIP Value</b>	<b>Contract Start Date</b>	<b>Contract Expiration Date</b>
FQ18033G	Gannett Fleming Engineers and Architects	CONSULT	\$105,000,000	\$50,000	8/23/2018	8/30/2024
FQ19172Q	CSI Engineering P C	CONSULT	\$6,588,000	\$487,784	10/3/2019	1/29/2025
FQ19172A	AECOM, USA, INC.	ENGINEERING	\$8,500,000	\$5,430,163	10/3/2019	10/3/2024
FQ19172M	Mott MacDonald-WSP Joint Venture	ENGINEERING	\$18,000,000	\$3,147,203	10/3/2019	10/3/2024

## (CIP0259) Employee Timekeeping System


FY2024 Q3

Initiative Type: Project  
Investment Program: IT  
Investment Category: Business & Operations Support

Mode: Systemwide  
Location: Systemwide

### Description

This project implements a new automated time and attendance system for Metro employees.



### Expected Outcome

Consolidates Metro's timekeeping into a platform that provides improved controls and compliance with regulations while reducing operating and maintenance costs through a modern and streamlined application.

### Strategic Drivers



Safety



Security



Reliability/SGR

### Overall Status

Development & Evaluation	
Implementation & Construction	
Operations Activation	

### Budget and Funding (\$ Millions)

FY2024 Current Budget	YTD % Budget Expended
\$0.25	0.0%

FY2024 Funding Sources	YTD Expended
Formula	\$0.00
PRIIA	\$0.00
Other	\$0.00
<b>Federal Subtotal</b>	<b>\$0.00</b>
System Performance	\$0.00
Reimbursable/Other	\$0.00
DC Dedicated Funding	\$0.00
MD Dedicated Funding	\$0.00
VA Non-Restricted Dedicated Funding	\$0.00
VA Restricted Dedicated Funding	\$0.00
<b>Local Subtotal</b>	<b>\$0.00</b>
<b>Debt</b>	<b>\$0.00</b>
<b>Net Accruals</b>	<b>\$0.00</b>
<b>Total FY2024 Expenditures</b>	<b>\$0.00</b>

There are no active contracts associated with this CIP

## (CIP0260) Track Inspector Location

FY2024 Q3

Initiative Type:

Investment Program:

Investment Category:

### Description

Mode:

Location:



### Expected Outcome

### Strategic Drivers



Safety



Security



Reliability/SGR

### Overall Status

Development & Evaluation	<input type="radio"/>
Implementation & Construction	<input type="radio"/>
Operations Activation	<input type="radio"/>

### Budget and Funding (\$ Millions)

FY2024 Current Budget	YTD % Budget Expended
\$0.00	0.0%

FY2024 Funding Sources	YTD Expended
Formula	\$0.00
PRIIA	\$0.00
Other	\$0.00
<b>Federal Subtotal</b>	<b>\$0.00</b>
System Performance	\$0.00
Reimbursable/Other	\$0.00
DC Dedicated Funding	\$0.00
MD Dedicated Funding	\$0.00
VA Non-Restricted Dedicated Funding	\$0.00
VA Restricted Dedicated Funding	\$0.00
<b>Local Subtotal</b>	<b>\$0.00</b>
<b>Debt</b>	<b>\$0.00</b>
<b>Net Accruals</b>	<b>\$0.00</b>
<b>Total FY2024 Expenditures</b>	<b>\$0.00</b>



There are no active contracts associated with this CIP

## (CIP0261) Rail Tunnel Lighting Replacement

FY2024 Q3

Initiative Type: Project  
Investment Program: Fixed Rail  
Investment Category: Track and Structures Rehabilitation

Mode: Rail  
Location:

### Description

This program replaces tunnel lights and fixtures with LED lamps. This program addresses a recommendation from the 2017 agency wide energy audit and a safety corrective action plan to finish replacing light fixtures in all tunnels.



### Expected Outcome

Intensifies tunnel illumination, increasing the safety of the work environment for Metro's workforce and first responders accessing tunnels as measured by the Metrorail system employee injury rate performance indicator [FY20 target of less than 3.4 per 200,000 hours worked]. Additionally reduces energy consumption and improves the efficiency of maintenance for tunnel lights.

### Strategic Drivers



Safety



Security



Reliability/SGR

### Overall Status

Development & Evaluation	<input type="radio"/>
Implementation & Construction	<input type="radio"/>
Operations Activation	<input type="radio"/>

### Budget and Funding (\$ Millions)

FY2024 Current Budget	YTD % Budget Expended
\$0.00	0.0%

FY2024 Funding Sources	YTD Expended
Formula	\$0.00
PRIIA	\$0.00
Other	\$0.00
<b>Federal Subtotal</b>	<b>\$0.00</b>
System Performance	\$0.00
Reimbursable/Other	\$0.00
DC Dedicated Funding	\$0.03
MD Dedicated Funding	\$0.02
VA Non-Restricted Dedicated Funding	\$0.02
VA Restricted Dedicated Funding	\$0.01
<b>Local Subtotal</b>	<b>\$0.07</b>
<b>Debt</b>	<b>\$0.16</b>
<b>Net Accruals</b>	<b>(\$0.35)</b>
<b>Total FY2024 Expenditures</b>	<b>(\$0.12)</b>

**(CIP0261)****Top 30 Active Contracts by Allocated CIP Value**

<b>Contract Number</b>	<b>Vendor</b>	<b>Activity</b>	<b>Contract Value</b>	<b>Allocated CIP Value</b>	<b>Contract Start Date</b>	<b>Contract Expiration Date</b>
FRBIR222275	C3M Power Systems, LLC	CONSTRUCTION	\$108,102,205	\$538,831	10/26/2022	10/25/2027

## (CIP0262) Tunnel Water Leak Mitigation

FY2024 Q3

Initiative Type: Program  
Investment Program: Structures  
Investment Category: Track and Structures Rehabilitation

Mode: Rail  
Location: Systemwide

### Description

This program mitigates water infiltration into the Metrorail tunnel and vent shaft system.



### Expected Outcome

Reduces disruption to revenue service and increases passenger and employee safety by mitigating the risk of water intrusion which can cause fire and smoke events as measured by the number of fire incidents performance indicator [FY21 target of  $\leq 66$  incidents annually] and the Metrorail customer on-time performance indicator [FY21 target  $\geq 88\%$  on-time]. Protects Metro infrastructure and equipment which reduces the frequency and cost of repairs and replacements.

### Strategic Drivers



Safety






Security



Reliability/SGR

### Overall Status

(Programs are ongoing)

Development & Evaluation	
Implementation & Construction	
Operations Activation	

In the third quarter, the monitoring phase along the B Line (Red Line between Silver Spring and Forest Glen) continued, expected to finish during the summer shutdown in June, followed by the warranty period. Drilling and grouting work on the A Line (Red Line between Tenleytown-AU and Friendship Heights Stations) track 1 and B Line tracks 1 & 2 continued, with a temporary suspension in March due to the Cherry Blossom season, and resumed in April.

### Budget and Funding (\$ Millions)

FY2024 Current Budget	YTD % Budget Expended
\$22.90	57.7%

FY2024 Funding Sources	YTD Expended
Formula	\$0.00
PRIIA	\$9.05
Other	\$0.00
<b>Federal Subtotal</b>	<b>\$9.05</b>
System Performance	\$0.00
Reimbursable/Other	\$0.00
DC Dedicated Funding	\$0.39
MD Dedicated Funding	\$0.36
VA Non-Restricted Dedicated Funding	\$0.26
VA Restricted Dedicated Funding	\$0.08
<b>Local Subtotal</b>	<b>\$1.08</b>
<b>Debt</b>	<b>\$1.12</b>
<b>Net Accruals</b>	<b>\$1.17</b>
<b>Total FY2024 Expenditures</b>	<b>\$12.42</b>

**(CIP0262)****Top 30 Active Contracts by Allocated CIP Value**

<b>Contract Number</b>	<b>Vendor</b>	<b>Activity</b>	<b>Contract Value</b>	<b>Allocated CIP Value</b>	<b>Contract Start Date</b>	<b>Contract Expiration Date</b>
FQ18033C	WSP USA Inc.	CONSULT	\$90,950,000	\$2,954,902	8/15/2018	5/31/2024
FQ18033B	HNTB Corporation	CONSULT	\$106,860,293	\$30,768	8/2/2018	8/2/2024
FIRPG211179-KKB	Sovereign Hydroseal East Inc	CONSTRUCTION	\$16,688,969	\$62,250	1/22/2022	1/26/2025
FQ19172G	Gannett Fleming Engineers and Architects	ENGINEERING	\$70,250,000	\$666,289	10/3/2019	10/3/2024
FQ19172G	Gannett Fleming Engineers and Architects	ENGINEERING	\$70,250,000	\$109,630	10/3/2019	10/3/2024

## (CIP0266) Historic Bus Loop and Facility Rehabilitation

FY2024 Q3

Initiative Type: Project  
Investment Program: Passenger Facilities/Systems  
Investment Category: Bus, Bus Facilities & Paratransit

Mode: Bus  
Location: District of Columbia

### Description

This project rehabilitates historic bus terminals that are in failing condition and returns the terminals to a state of good repair.



### Expected Outcome

Improves employee and customer satisfaction by providing modern restroom facilities, wider bus stops, improved canopies for the public, and overall safer facilities that comply with ADA guidelines.

### Strategic Drivers



Safety



Security



Reliability/SGR

### Overall Status

Development & Evaluation	<input type="radio"/>
Implementation & Construction	<input type="radio"/>
Operations Activation	<input checked="" type="radio"/>

In the third quarter, a task order was awarded on 3/20/24 for the installation of HVAC at three Bus Turn Out Facilities. The project is currently in the process of reviewing safety Job Hazard Analysis (JHA) and project technical submittals.

### Budget and Funding (\$ Millions)

FY2024 Current Budget	YTD % Budget Expended
\$0.28	31.8%

FY2024 Funding Sources	YTD Expended
Formula	\$0.00
PRIIA	\$0.00
Other	\$0.00
<b>Federal Subtotal</b>	<b>\$0.00</b>
System Performance	\$0.05
Reimbursable/Other	\$0.00
DC Dedicated Funding	\$0.00
MD Dedicated Funding	\$0.00
VA Non-Restricted Dedicated Funding	\$0.00
VA Restricted Dedicated Funding	\$0.00
<b>Local Subtotal</b>	<b>\$0.05</b>
<b>Debt</b>	<b>\$0.00</b>
<b>Net Accruals</b>	<b>\$0.02</b>
<b>Total FY2024 Expenditures</b>	<b>\$0.07</b>

**(CIP0266)****Top 30 Active Contracts by Allocated CIP Value**

<b>Contract Number</b>	<b>Vendor</b>	<b>Activity</b>	<b>Contract Value</b>	<b>Allocated CIP Value</b>	<b>Contract Start Date</b>	<b>Contract Expiration Date</b>
FQ18033G	Gannett Fleming Engineers and Architects	CONSULT	\$105,000,000	\$40,000	8/23/2018	8/30/2024
FQ19172A	AECOM, USA, INC.	ENGINEERING	\$16,200,000	\$89,044	10/3/2019	11/14/2024

## (CIP0269) Asset Management Software

FY2024 Q3

Initiative Type: Program  
Investment Program: IT  
Investment Category: Business & Operations Support

Mode: Systemwide  
Location: Systemwide

### Description

This program develops asset lifecycle management plans by asset group as required by the Federal Transit Administration (FTA). The program also establishes a consistent methodology for assessing asset conditions and standardizes how new assets are inducted into Metro's systems.



### Expected Outcome

Improves Metro's ability to track and maintain physical assets to enable proper maintenance in support of safe and reliable service.

### Strategic Drivers



Safety



Security



Reliability/SGR

### Overall Status

(Programs are ongoing)

Development & Evaluation	
Implementation & Construction	
Operations Activation	

In Q3, progress included the production of the Asset Data completeness dashboard and Labor hours dashboard, with additional dashboards in development. The completion of the Maximo As Is Business Processes task and the Asset Management Lifecycle Plans task are also notable achievements. Williams Sales Partnership (WSP) continues to refine previously implemented Car Maintenance (CMNT) digital forms and is working on final testing. They are also reviewing additional CMNT forms for digitization and adjusting Automatic Train Control Maintenance (ATCM) digital forms to a different software tool.

### Budget and Funding (\$ Millions)

FY2024 Current Budget	YTD % Budget Expended
\$1.14	133.9%

FY2024 Funding Sources	YTD Expended
Formula	\$0.00
PRIIA	\$0.00
Other	\$0.00
<b>Federal Subtotal</b>	<b>\$0.00</b>
System Performance	\$0.00
Reimbursable/Other	\$0.00
DC Dedicated Funding	\$0.54
MD Dedicated Funding	\$0.50
VA Non-Restricted Dedicated Funding	\$0.36
VA Restricted Dedicated Funding	\$0.11
<b>Local Subtotal</b>	<b>\$1.51</b>
<b>Debt</b>	<b>\$0.00</b>
<b>Net Accruals</b>	<b>(\$0.03)</b>
<b>Total FY2024 Expenditures</b>	<b>\$1.47</b>



**(CIP0269)****Top 30 Active Contracts by Allocated CIP Value**

Contract Number	Vendor	Activity	Contract Value	Allocated CIP Value	Contract Start Date	Contract Expiration Date
FQ18033F	DHA/RK&K Joint Venture	CONSULT	\$115,000,000	\$768,436	8/16/2018	8/1/2024

## (CIP0270) Capital Delivery Program Support

FY2024 Q3

Initiative Type: Program  
Investment Program: Support Equipment/Services  
Investment Category: Business & Operations Support

Mode: Systemwide  
Location: Systemwide

### Description

This program provides project administration, planning, scheduling, and management support for the portfolio of major construction projects.



### Expected Outcome

Improves Metro's ability to plan and deliver the Capital Improvement Program. This improves Metro's financial responsibility and supports state of good repair efforts.

### Strategic Drivers



Safety



Security



Reliability/SGR

### Overall Status

(Programs are ongoing)

Development & Evaluation	<input type="radio"/>
Implementation & Construction	<input checked="" type="radio"/>
Operations Activation	<input type="radio"/>

Support continued for the advancement of project implementation planning, scheduling, and management services for the delivery of the portfolio of major capital construction projects.

### Budget and Funding (\$ Millions)

FY2024 Current Budget	YTD % Budget Expended
\$34.86	85.4%

FY2024 Funding Sources	YTD Expended
Formula	\$0.00
PRIIA	\$0.00
Other	\$0.00
<b>Federal Subtotal</b>	<b>\$0.00</b>
System Performance	\$27.24
Reimbursable/Other	\$0.00
DC Dedicated Funding	(\$0.10)
MD Dedicated Funding	(\$0.09)
VA Non-Restricted Dedicated Funding	(\$0.06)
VA Restricted Dedicated Funding	(\$0.02)
<b>Local Subtotal</b>	<b>\$26.97</b>
<b>Debt</b>	<b>\$0.00</b>
<b>Net Accruals</b>	<b>\$1.96</b>
<b>Total FY2024 Expenditures</b>	<b>\$28.93</b>

**(CIP0270)****Top 30 Active Contracts by Allocated CIP Value**

<b>Contract Number</b>	<b>Vendor</b>	<b>Activity</b>	<b>Contract Value</b>	<b>Allocated CIP Value</b>	<b>Contract Start Date</b>	<b>Contract Expiration Date</b>
FQ18033G	Gannett Fleming Engineers and Architects	CONSULT	\$105,000,000	\$1,011,183	8/23/2018	8/30/2024
FQ18033G	Gannett Fleming Engineers and Architects	CONSULT	\$105,000,000	\$100,000	8/23/2018	8/30/2024
FQ18033C	WSP USA Inc.	CONSULT	\$90,950,000	\$8,850,866	8/15/2018	5/31/2024
FQ18033B	HNTB Corporation	CONSULT	\$99,401,444	\$7,026,882	8/2/2018	8/2/2024
FQ18033B	HNTB Corporation	CONSULT	\$112,266,842	\$6,245,890	8/2/2018	8/2/2024
FQ18033F	DHA/RK&K Joint Venture	CONSULT	\$109,802,000	\$2,602,536	8/16/2018	8/1/2024
FQ18033C	WSP USA Inc.	CONSULT	\$90,950,000	\$1,896,524	8/15/2018	5/31/2024
FQ18033E	Louis Berger (DC), PLLC/Urban Engineers	CONSULT	\$22,500,000	\$955,229	8/21/2018	4/1/2024
FQ18033A	Parsons Transportation Group Inc	CONSULT	\$83,700,000	\$365,690	9/24/2018	8/1/2024
FQ18033C	WSP USA Inc.	CONSULT	\$90,950,000	\$210,725	8/15/2018	5/31/2024
FQ18033F	DHA/RK&K Joint Venture	CONSULT	\$112,802,000	\$141,142	8/16/2018	8/1/2024
FQ18033B	HNTB Corporation	CONSULT	\$92,374,562	\$111,168	8/2/2018	8/2/2024
FQ18033I	AECOM-STV JV	CONSULT	\$70,000,000	\$100,000	7/1/2018	6/30/2025
FQ18033B	HNTB Corporation	CONSULT	\$92,374,562	\$18,006	8/2/2018	8/2/2024
C20147	K&J Safety & Security Consulting	CONSULT	\$20,505,982	\$2,964,080	9/30/2020	10/31/2025
C20147	K&J Safety & Security Consulting	CONSULT	\$19,773,890	\$100,000	9/30/2020	10/31/2025
CCONS22228	Procore Technologies Inc	IT_SOFTWARE_OTH	\$2,565,846	\$2,565,846	2/1/2023	1/31/2026
CPFCM24402	Frederick Windham	IT_SOFTWARE_OTH	\$1,997	\$1,997	1/31/2024	1/30/2026

## (CIP0271) Swing Gates

FY2024 Q3

Initiative Type: Project

Mode: Rail

Investment Program:

Location:

Investment Category:

### Description



### Expected Outcome

### Strategic Drivers



Safety



Security



Reliability/SGR

### Overall Status

Development & Evaluation	<input type="radio"/>
Implementation & Construction	<input type="radio"/>
Operations Activation	<input type="radio"/>

In Q3, the construction for Public View Monitors was successfully completed at Addison Rd, Pentagon City, Southern Ave, and Columbia Heights.

### Budget and Funding (\$ Millions)

FY2024 Current Budget	YTD % Budget Expended
\$0.00	0.0%

FY2024 Funding Sources	YTD Expended
Formula	\$0.00
PRIIA	\$0.00
Other	\$0.00
<b>Federal Subtotal</b>	<b>\$0.00</b>
System Performance	\$0.05
Reimbursable/Other	\$0.00
DC Dedicated Funding	\$0.02
MD Dedicated Funding	\$0.02
VA Non-Restricted Dedicated Funding	\$0.01
VA Restricted Dedicated Funding	\$0.00
<b>Local Subtotal</b>	<b>\$0.11</b>
<b>Debt</b>	<b>\$0.00</b>
<b>Net Accruals</b>	<b>\$0.00</b>
<b>Total FY2024 Expenditures</b>	<b>\$0.11</b>

**(CIP0271)****Top 30 Active Contracts by Allocated CIP Value**

<b>Contract Number</b>	<b>Vendor</b>	<b>Activity</b>	<b>Contract Value</b>	<b>Allocated CIP Value</b>	<b>Contract Start Date</b>	<b>Contract Expiration Date</b>
FQ18033G	Gannett Fleming Engineers and Architects	CONSULT	\$105,000,000	\$100,000	8/23/2018	8/30/2024
FQ18033G	Gannett Fleming Engineers and Architects	CONSULT	\$105,000,000	\$10,000	8/23/2018	8/30/2024
FQ18033F	DHA/RK&K Joint Venture	CONSULT	\$115,000,000	\$10,000	8/16/2018	8/1/2024
FQ18033F	DHA/RK&K Joint Venture	CONSULT	\$115,000,000	\$3,000	8/16/2018	8/1/2024
FQ18033B	HNTB Corporation	ENGINEERING	\$92,374,562	\$21,419	8/2/2018	8/2/2024

## (CIP0272) Digital Display and Wayfinding Improvements

FY2024 Q3

Initiative Type: Program  
Investment Program: Station Systems  
Investment Category: Stations and Passenger Facilities

Mode: Systemwide  
Location: Systemwide

### Description

This program invests in new equipment and space improvements designed to increase non-fare revenue in stations. Investments include upgrading digital displays, improving signage and wayfinding, as well as other customer amenities.



### Expected Outcome

Improves Metro's ability to generate advertising revenue and improve the customer experience through modern wayfinding and digital signage at Metrorail stations.

### Strategic Drivers



Safety



Security



Reliability/SGR

### Overall Status

(Programs are ongoing)

Development & Evaluation	
Implementation & Construction	
Operations Activation	

In the third quarter, consulting activities on Support of Digital Program continued. Punch list items for Passenger Information Displays (PIDs) at each transfer station were addressed, and as-built submission and review continued. Additionally, progress was made on various subprojects, including the award and kickoff of a contract for Digital Displays in phone booths, the development and finalization of a contract package for solicitation for Station Entrance, and the award of screen procurement for the Red Line Shutdown.

### Budget and Funding (\$ Millions)

FY2024 Current Budget	YTD % Budget Expended
\$26.57	90.6%

FY2024 Funding Sources	YTD Expended
Formula	\$0.00
PRIIA	\$0.00
Other	\$0.00
<b>Federal Subtotal</b>	<b>\$0.00</b>
System Performance	\$0.00
Reimbursable/Other	\$0.00
DC Dedicated Funding	\$0.01
MD Dedicated Funding	\$0.01
VA Non-Restricted Dedicated Funding	\$0.00
VA Restricted Dedicated Funding	\$0.00
<b>Local Subtotal</b>	<b>\$0.02</b>
<b>Debt</b>	<b>\$26.45</b>
<b>Net Accruals</b>	<b>(\$3.59)</b>
<b>Total FY2024 Expenditures</b>	<b>\$22.87</b>

**(CIP0272)****Top 30 Active Contracts by Allocated CIP Value**

<b>Contract Number</b>	<b>Vendor</b>	<b>Activity</b>	<b>Contract Value</b>	<b>Allocated CIP Value</b>	<b>Contract Start Date</b>	<b>Contract Expiration Date</b>
FQ18033G	Gannett Fleming Engineers and Architects	CONSULT	\$105,000,000	\$10,000	8/23/2018	8/30/2024
FQ18033F	DHA/RK&K Joint Venture	CONSULT	\$115,000,000	\$1,400,578	8/16/2018	8/1/2024
FQ18033B	HNTB Corporation	CONSULT	\$106,860,293	\$180,591	8/2/2018	8/2/2024
FIRPG211190	C3M Power Systems, LLC	CONSTRUCTION	\$176,256,865	\$1,158,260	5/16/2022	6/30/2027
FQ19273D	ADP Consultants, Inc.	CONSTRUCTION	\$5,139,218	\$5,945	3/27/2020	3/25/2025
CQ14034	Outfront Media Group LLC	EQUIP_MATL	\$7,651,829	\$1,247,973	7/1/2014	6/30/2024



## (CIP0273) Support Facility Rehabilitation

FY2024 Q3

Initiative Type: Program  
Investment Program: Support Equipment/Services  
Investment Category: Business & Operations Support

Mode: Systemwide  
Location: Systemwide

### Description

This program provides assessments on condition, designs for necessary improvements, and performs minor emergent improvements for administrative facilities for employees, including breakrooms, bathrooms, and work areas.



### Expected Outcome

Complete minor improvements to administrative facilities for employees, enabling departments to be better organized and contributing to Metro's fiscal responsibility through improved productivity. Minor facility improvements will address immediate safety concerns, improve employee satisfaction, and contribute to Metro's goal to be an employer-of-choice.

### Strategic Drivers



Safety



Security



Reliability/SGR

### Overall Status

(Programs are ongoing)

Development & Evaluation	●
Implementation & Construction	●
Operations Activation	●

The Facility Improvements Project continued assessments and minor emergent improvements for administrative facilities, including breakrooms, bathrooms, and work areas. Additionally, services related to occupancy planning WMATA-wide persisted. Construction began for the Cobra Head LED site exterior lighting upgrade at four WMATA non-revenue locations, with contractor Aldridge Electric starting work at the New Carrollton Rail Yard on 3/11/2024.

### Budget and Funding (\$ Millions)

FY2024 Current Budget	YTD % Budget Expended
\$4.24	52.7%

FY2024 Funding Sources	YTD Expended
Formula	\$0.00
PRIIA	\$0.00
Other	\$0.00
<b>Federal Subtotal</b>	<b>\$0.00</b>
System Performance	\$0.00
Reimbursable/Other	\$0.00
DC Dedicated Funding	\$0.11
MD Dedicated Funding	\$0.10
VA Non-Restricted Dedicated Funding	\$0.07
VA Restricted Dedicated Funding	\$0.02
<b>Local Subtotal</b>	<b>\$0.30</b>
<b>Debt</b>	<b>\$1.74</b>
<b>Net Accruals</b>	<b>\$0.21</b>
<b>Total FY2024 Expenditures</b>	<b>\$2.24</b>



**(CIP0273)****Top 30 Active Contracts by Allocated CIP Value**

<b>Contract Number</b>	<b>Vendor</b>	<b>Activity</b>	<b>Contract Value</b>	<b>Allocated CIP Value</b>	<b>Contract Start Date</b>	<b>Contract Expiration Date</b>
FQ18033G	Gannett Fleming Engineers and Architects	CONSULT	\$105,000,000	\$1,025,183	8/23/2018	8/30/2024
FQ18033G	Gannett Fleming Engineers and Architects	CONSULT	\$105,000,000	\$100,000	8/23/2018	8/30/2024
FQ18033F	DHA/RK&K Joint Venture	CONSULT	\$115,000,000	\$6,000	8/16/2018	8/1/2024
FQ19172G	Gannett Fleming Engineers and Architects	CONSULT	\$78,300,000	\$593,072	10/3/2019	11/14/2024
FQ19273D	ADP Consultants, Inc.	CONSTRUCTION	\$2,992,098	\$390,634	9/21/2020	4/24/2024
FATOC222351 - A	Aldridge Electric Inc	CONSTRUCTION	\$10,000,000	\$338,369	2/3/2023	2/2/2028
CARCH244168	FM Systems Group LLC	IT_SOFTWARE_OTH	\$119,200	\$119,200	1/22/2024	1/21/2025
CPRMT233317	Staples Business Advantage	EQUIPMENT	\$3,000,000	\$2,570	4/1/2023	12/31/2024
FQ19172G	Gannett Fleming Engineers and Architects	ENGINEERING	\$24,250,000	\$290,920	10/3/2019	10/3/2024
FQ19172G	Gannett Fleming Engineers and Architects	ENGINEERING	\$72,755,000	\$255,009	10/3/2019	10/3/2024

## (CIP0274) Grosvenor Parking Garage (J/D)

FY2024 Q3

Initiative Type: Project

Mode: Systemwide

Investment Program:

Location:

Investment Category:

### Description



### Expected Outcome

### Strategic Drivers



Safety



Security



Reliability/SGR

### Overall Status

Development & Evaluation	<input type="radio"/>
Implementation & Construction	<input type="radio"/>
Operations Activation	<input type="radio"/>

Project is in close out phase.

### Budget and Funding (\$ Millions)

FY2024 Current Budget	YTD % Budget Expended
\$0.00	0.0%

FY2024 Funding Sources	YTD Expended
Formula	\$0.00
PRIIA	\$0.00
Other	\$0.00
<b>Federal Subtotal</b>	<b>\$0.00</b>
System Performance	\$0.00
Reimbursable/Other	\$0.00
DC Dedicated Funding	\$0.05
MD Dedicated Funding	\$0.05
VA Non-Restricted Dedicated Funding	\$0.03
VA Restricted Dedicated Funding	\$0.01
<b>Local Subtotal</b>	<b>\$0.14</b>
<b>Debt</b>	<b>\$1.02</b>
<b>Net Accruals</b>	<b>(\$0.06)</b>
<b>Total FY2024 Expenditures</b>	<b>\$1.11</b>

**(CIP0274)****Top 30 Active Contracts by Allocated CIP Value**

Contract Number	Vendor	Activity	Contract Value	Allocated CIP Value	Contract Start Date	Contract Expiration Date
FQ18033I	AECOM-STV JV	CONSULT	\$70,000,000	\$20,000	7/1/2018	6/30/2025

## (CIP0275) New Carrollton Garage and Bus Bays

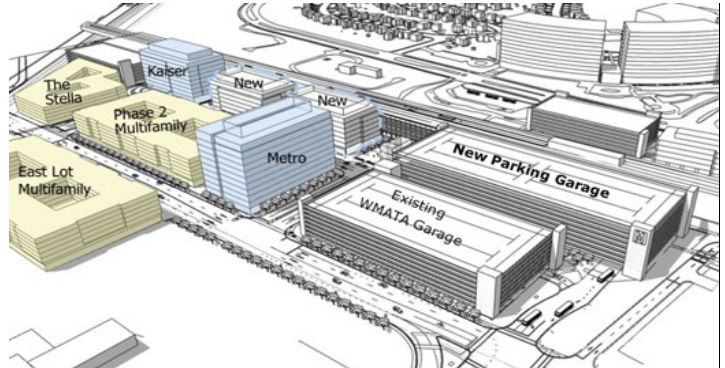
FY2024 Q3

Initiative Type: Project  
Investment Program: Passenger Facilities/Systems  
Investment Category: Bus, Bus Facilities & Paratransit

Mode: Bus  
Location: Maryland

### Description

This project supports the joint development at New Carrollton Station. Metro has entered into a third-party joint development agreement for mixed-use development in New Carrollton Station area. The development also includes the new Metro office building. As a part of this development Metro will demolish the obsolete parking garage and construct a replacement garage and bus loop.



### Expected Outcome

Increase station access, ridership, economic development and the customer experience.

### Strategic Drivers



Safety



Security



Reliability/SGR

### Overall Status

Development & Evaluation	
Implementation & Construction	
Operations Activation	

The construction on the New Carrollton New Garage has accelerated, with the lost and found area moving to the NC HQ. Major work, including elevator installations and site preparations, is underway. Plumbing, electrical, mechanical, and riser work is also in progress, with the project aiming for completion by mid-FY25.

### Budget and Funding (\$ Millions)

FY2024 Current Budget	YTD % Budget Expended
\$52.05	56.8%

FY2024 Funding Sources	YTD Expended
Formula	\$0.00
PRIIA	\$0.00
Other	\$0.00
<b>Federal Subtotal</b>	<b>\$0.00</b>
System Performance	\$0.00
Reimbursable/Other	\$0.00
DC Dedicated Funding	\$0.00
MD Dedicated Funding	\$0.00
VA Non-Restricted Dedicated Funding	\$0.00
VA Restricted Dedicated Funding	\$0.00
<b>Local Subtotal</b>	<b>\$0.01</b>
<b>Debt</b>	<b>\$23.73</b>
<b>Net Accruals</b>	<b>\$3.95</b>
<b>Total FY2024 Expenditures</b>	<b>\$27.69</b>

**(CIP0275) Top 30 Active Contracts by Allocated CIP Value**

Contract Number	Vendor	Activity	Contract Value	Allocated CIP Value	Contract Start Date	Contract Expiration Date
FQ18033D	Jacobs Engineering Group Inc	CONSTRUCTION	\$90,500,000	\$1,110,475	8/21/2018	5/23/2024

## (CIP0276) Art in Transit and Station Commercialization Program

FY2024 Q3

Initiative Type: Program  
Investment Program: Station Systems  
Investment Category: Stations and Passenger Facilities

Mode: Systemwide  
Location: Systemwide

### Description

This program restores Metro's art collection and helps Metro develop plans to commercialize underutilized space in Metrorail stations.



### Expected Outcome

Expands customer amenities in the form of retail and advertising, and develops consistent design standards to improve the customer experience and provide diverse revenue streams for Metro. Restores Metro's art collection.

### Strategic Drivers



Safety



Security



Reliability/SGR

### Overall Status

(Programs are ongoing)

Development & Evaluation	<span style="color: green;">●</span>
Implementation & Construction	<span style="color: green;">●</span>
Operations Activation	<span style="color: gray;">○</span>

In Q3, the project to analyze and redesign Passenger Information Guidelines and wayfinding signage throughout WMATA's system continued, with L'Enfant Plaza station serving as the pilot. Sign material comparison was completed, and the assessment for the Conservation and Restoration of the Art Collection remained under review. Progress was made on the RFP for Artwork for Dupont Circle Metrorail Station North Entrance, with emergency repairs at that location being the current priority.

### Budget and Funding (\$ Millions)

FY2024 Current Budget	YTD % Budget Expended
\$3.27	47.4%

FY2024 Funding Sources	YTD Expended
Formula	\$0.00
PRIIA	\$0.00
Other	\$0.00
<b>Federal Subtotal</b>	<b>\$0.00</b>
System Performance	\$1.21
Reimbursable/Other	\$0.00
DC Dedicated Funding	\$0.00
MD Dedicated Funding	\$0.00
VA Non-Restricted Dedicated Funding	\$0.00
VA Restricted Dedicated Funding	\$0.00
<b>Local Subtotal</b>	<b>\$1.21</b>
<b>Debt</b>	<b>\$0.00</b>
<b>Net Accruals</b>	<b>\$0.32</b>
<b>Total FY2024 Expenditures</b>	<b>\$1.53</b>

**(CIP0276)** **Top 30 Active Contracts by Allocated CIP Value**

Contract Number	Vendor	Activity	Contract Value	Allocated CIP Value	Contract Start Date	Contract Expiration Date
FQ19172D	Jacobs Engineering Group Inc	CONSULT	\$7,500,000	\$495,122	10/3/2019	11/14/2024

## (CIP0277) Supply Chain Modernization

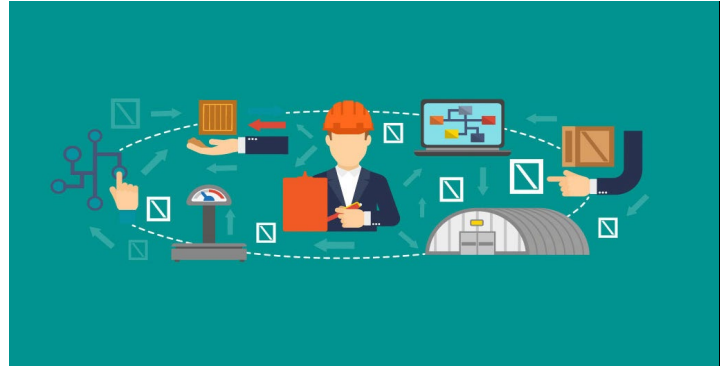
FY2024 Q3

Initiative Type: Project  
Investment Program: Support Equipment/Services  
Investment Category: Business & Operations Support

Mode: Systemwide  
Location: Systemwide

### Description

This project modernizes Metro's warehouses, including the supply chain for logistics, warehousing, planning, and ordering of inventory.



### Expected Outcome

Improves Metro's ability to manage inventory and supplies the right parts at the right time to maintenance operations, increasing efficiency and lowering inventory levels and costs.

### Strategic Drivers



Safety



Security



Reliability/SGR

### Overall Status

Development & Evaluation	●
Implementation & Construction	●
Operations Activation	●

In the third quarter the delivery of three additional pieces of material handling equipment ('order reach' and 'pallet jack') was still awaited, with no expected delivery before FY25 due to supply chain delays. The software plan for the Warehouse Management System (WMS) and Supply Chain Execution System (SCES), along with the material handling equipment (MHE), remained under review.

### Budget and Funding (\$ Millions)

FY2024 Current Budget	YTD % Budget Expended
\$1.76	0.0%

FY2024 Funding Sources	YTD Expended
Formula	\$0.00
PRIIA	\$0.00
Other	\$0.00
<b>Federal Subtotal</b>	<b>\$0.00</b>
System Performance	\$0.00
Reimbursable/Other	\$0.00
DC Dedicated Funding	\$0.00
MD Dedicated Funding	\$0.00
VA Non-Restricted Dedicated Funding	\$0.00
VA Restricted Dedicated Funding	\$0.00
<b>Local Subtotal</b>	<b>\$0.00</b>
<b>Debt</b>	<b>\$0.00</b>
<b>Net Accruals</b>	<b>\$0.00</b>
<b>Total FY2024 Expenditures</b>	<b>\$0.00</b>



(CIP0277)

Top 30 Active Contracts by Allocated CIP Value

There are no active contracts associated with this CIP

## (CIP0279) Railyard Shop Equipment Replacement

FY2024 Q3

Initiative Type: Program  
Investment Program: Maintenance Facilities  
Investment Category: Railcar and Railcar Facilities

Mode: Rail  
Location: Systemwide

### Description

This program replaces or rehabilitates Metro rail shop maintenance equipment, such as overhead cranes, rail train lifts, hoists, or industrial shop air compressors that are inoperable, deficient, or have reached the end of useful life.



### Expected Outcome

Allows railcar maintenance activities to be completed safely and efficiently using equipment that is maintained in a state of good repair as measured by the Metrorail system employee injury rate performance indicator [FY21 target of  $\leq 3.3$  per 100 employees] and the Rail Fleet Reliability performance indicator [FY21  $\geq 15,000$  miles between failure].

### Strategic Drivers



Safety



Security



Reliability/SGR

### Overall Status

(Programs are ongoing)

Development & Evaluation	
Implementation & Construction	
Operations Activation	

In Q3, a purchase requisition was issued to procure three pieces of equipment for the Shop Yard (CIP0279), and a contract was awarded for the Greenbelt Railcar Hoist Upgrade (CIP279\_01).

### Budget and Funding (\$ Millions)

FY2024 Current Budget	YTD % Budget Expended
\$3.20	18.8%

FY2024 Funding Sources	YTD Expended
Formula	\$0.00
PRIIA	\$0.00
Other	\$0.00
<b>Federal Subtotal</b>	<b>\$0.00</b>
System Performance	\$0.00
Reimbursable/Other	\$0.00
DC Dedicated Funding	\$0.01
MD Dedicated Funding	\$0.01
VA Non-Restricted Dedicated Funding	\$0.01
VA Restricted Dedicated Funding	\$0.00
<b>Local Subtotal</b>	<b>\$0.02</b>
<b>Debt</b>	<b>\$0.00</b>
<b>Net Accruals</b>	<b>\$0.58</b>
<b>Total FY2024 Expenditures</b>	<b>\$0.60</b>

**(CIP0279)****Top 30 Active Contracts by Allocated CIP Value**

<b>Contract Number</b>	<b>Vendor</b>	<b>Activity</b>	<b>Contract Value</b>	<b>Allocated CIP Value</b>	<b>Contract Start Date</b>	<b>Contract Expiration Date</b>
FQ18033G	Gannett Fleming Engineers and Architects	CONSULT	\$105,000,000	\$100,000	8/23/2018	8/30/2024
FCMNT233700-ER	Whiting Corporation	EQUIPMENT	\$4,162,130	\$4,162,130	2/5/2024	8/4/2026
CCMNT211126-ER	NSH USA Corporation	EQUIPMENT	\$523,835	\$116,156	9/14/2021	9/20/2024

## (CIP0283) Railcar Maintenance Facilities State of Good Repair

FY2024 Q3

Initiative Type: Program  
Investment Program: Maintenance Facilities  
Investment Category: Railcar and Railcar Facilities

Mode: Rail  
Location: Systemwide

### Description

This program rehabilitates and replaces major railcar maintenance equipment including those requiring facility modifications such as railcar washes.



### Expected Outcome

Provides employees with equipment to maintain railcars in a state of good repair as measured by Rail Fleet Reliability performance indicator [FY21  $\geq 15,000$  miles between failure].

### Strategic Drivers



Safety



Security



Reliability/SGR

### Overall Status

(Programs are ongoing)

Development & Evaluation	
Implementation & Construction	
Operations Activation	

The project charter is complete. MS 05 100% design package approved. MS 08 IFB package submitted and Approved (excl Alexandria) 04/02/2024. MS 03 Rev 0 Molybdenum update for C99 Alexandria submitted – approved 04/02/2024

### Budget and Funding (\$ Millions)

FY2024 Current Budget	YTD % Budget Expended
\$0.00	0.0%

FY2024 Funding Sources	YTD Expended
Formula	\$0.00
PRIIA	\$0.00
Other	\$0.00
<b>Federal Subtotal</b>	<b>\$0.00</b>
System Performance	\$0.00
Reimbursable/Other	\$0.00
DC Dedicated Funding	\$0.67
MD Dedicated Funding	\$0.62
VA Non-Restricted Dedicated Funding	\$0.44
VA Restricted Dedicated Funding	\$0.13
<b>Local Subtotal</b>	<b>\$1.87</b>
<b>Debt</b>	<b>\$0.16</b>
<b>Net Accruals</b>	<b>\$0.01</b>
<b>Total FY2024 Expenditures</b>	<b>\$2.04</b>

**(CIP0283)****Top 30 Active Contracts by Allocated CIP Value**

<b>Contract Number</b>	<b>Vendor</b>	<b>Activity</b>	<b>Contract Value</b>	<b>Allocated CIP Value</b>	<b>Contract Start Date</b>	<b>Contract Expiration Date</b>
FQ18033B	HNTB Corporation	CONSULT	\$106,860,293	\$131,210	8/2/2018	8/2/2024
FQ18033B	HNTB Corporation	ENGINEERING	\$92,374,562	\$259,535	8/2/2018	8/2/2024
FQ19172G	Gannett Fleming Engineers and Architects	ENGINEERING	\$6,250,000	\$371,879	10/3/2019	10/3/2024

## (CIP0284) Railyard Facility and Site Rehabilitation

FY2024 Q3

Initiative Type: Program  
Investment Program: Maintenance Facilities  
Investment Category: Railcar and Railcar Facilities

Mode: Rail  
Location: Systemwide

### Description

This program rehabilitates railyard facilities, systems, and site assets to achieve and maintain a state of good repair and improve the safety of employees and operational efficiency.



### Expected Outcome

Maintains railyard facilities in a state of good repair to support efficient operations and the wide range of functions on site.

### Strategic Drivers



Safety



Security



Reliability/SGR

### Overall Status

(Programs are ongoing)

Development & Evaluation	●
Implementation & Construction	●
Operations Activation	●

Planning efforts for the West Falls Church Cable Trough Rehabilitation project are in progress. The design of the Sewer Ejector at the Paint Shop is ongoing, with no deliverables to report yet.

### Budget and Funding (\$ Millions)

FY2024 Current Budget	YTD % Budget Expended
\$7.70	2.7%

FY2024 Funding Sources	YTD Expended
Formula	\$0.00
PRIIA	\$0.00
Other	\$0.00
<b>Federal Subtotal</b>	<b>\$0.00</b>
System Performance	\$0.00
Reimbursable/Other	\$0.00
DC Dedicated Funding	\$0.06
MD Dedicated Funding	\$0.06
VA Non-Restricted Dedicated Funding	\$0.04
VA Restricted Dedicated Funding	\$0.01
<b>Local Subtotal</b>	<b>\$0.17</b>
<b>Debt</b>	<b>\$0.07</b>
<b>Net Accruals</b>	<b>(\$0.03)</b>
<b>Total FY2024 Expenditures</b>	<b>\$0.20</b>

**(CIP0284)****Top 30 Active Contracts by Allocated CIP Value**

<b>Contract Number</b>	<b>Vendor</b>	<b>Activity</b>	<b>Contract Value</b>	<b>Allocated CIP Value</b>	<b>Contract Start Date</b>	<b>Contract Expiration Date</b>
FQ18033G	Gannett Fleming Engineers and Architects	CONSULT	\$105,000,000	\$100,000	8/23/2018	8/30/2024
FQ18033B	HNTB Corporation	CONSULT	\$106,860,293	\$191,637	8/2/2018	8/2/2024
FQ18033F	DHA/RK&K Joint Venture	CONSULT	\$115,000,000	\$41,410	8/16/2018	8/1/2024
FQ19093 (A)	Anixter Wire And Cable	CONSTRUCTION	\$0	\$223,866	8/30/2019	8/29/2024
FQ19172P	C C Johnson & Malhotra PC	ENGINEERING	\$4,000,000	\$220,036	10/3/2019	1/29/2025
FQ19172P	C C Johnson & Malhotra PC	ENGINEERING	\$900,000	\$278,568	10/3/2019	10/3/2024

## (CIP0286) Power Generator Replacement

FY2024 Q3

Initiative Type: Program  
Investment Program: Power  
Investment Category: Rail Systems

Mode: Rail  
Location: Systemwide

### Description

This program provides for the replacement of power generators throughout the Metrorail system.



### Expected Outcome

Provides additional resiliency to the Metrorail system by providing a back up power source to critical infrastructure including fire and life safety and communications systems and equipment.

### Strategic Drivers



Safety



Security



Reliability/SGR

### Overall Status

(Programs are ongoing)

Development & Evaluation	
Implementation & Construction	
Operations Activation	

Continued preparing procurement package to ensure specs were adhered to.

### Budget and Funding (\$ Millions)

FY2024 Current Budget	YTD % Budget Expended
\$2.33	39.4%

FY2024 Funding Sources	YTD Expended
Formula	\$0.00
PRIIA	\$0.00
Other	\$0.00
<b>Federal Subtotal</b>	<b>\$0.00</b>
System Performance	\$0.00
Reimbursable/Other	\$0.00
DC Dedicated Funding	\$0.15
MD Dedicated Funding	\$0.14
VA Non-Restricted Dedicated Funding	\$0.10
VA Restricted Dedicated Funding	\$0.03
<b>Local Subtotal</b>	<b>\$0.41</b>
<b>Debt</b>	<b>\$0.33</b>
<b>Net Accruals</b>	<b>\$0.18</b>
<b>Total FY2024 Expenditures</b>	<b>\$0.92</b>



**(CIP0286)****Top 30 Active Contracts by Allocated CIP Value**

Contract Number	Vendor	Activity	Contract Value	Allocated CIP Value	Contract Start Date	Contract Expiration Date
FQ18033D	Jacobs Engineering Group Inc	ENGINEERING	\$90,500,000	\$403,072	8/21/2018	5/23/2024
FQ18033C	WSP USA Inc.	ENGINEERING	\$90,950,000	\$329,751	8/15/2018	5/31/2024

## (CIP0291) Tunnel Ventilation Improvements


FY2024 Q3

Initiative Type: Project  
Investment Program: Structures  
Investment Category: Track and Structures Rehabilitation

Mode: Rail  
Location: District of Columbia

### Description

This project upgrades and installs additional underground ventilation fans, including components such as electrical infrastructure, lighting, communications equipment, ladders, steps, smoke detectors, alarms, and information technology infrastructure. Under CIP0356, a pilot and evaluation to rehabilitate ventilation shaft components will be implemented on the Red Line to serve as a proof of concept for future designs across the Metrorail system.



### Expected Outcome

Improves the tunnel ventilation system performance and capacity by installing additional fans to move smoke more efficiently, increasing passenger and employee safety as measured by the Metrorail customer injury rate performance indicator [FY21 target of  $\leq 1.40$  injuries per million passengers] and the Metrorail system employee injury rate performance indicator [FY21 target of  $\leq 3.5$  per 100 employees].

### Strategic Drivers



Safety



Security



Reliability/SGR

### Overall Status

Development & Evaluation	
Implementation & Construction	
Operations Activation	

In the third quarter saw ongoing design work which included sound attenuation and site surveys in support of tunnel ventilation project.

### Budget and Funding (\$ Millions)

FY2024 Current Budget	YTD % Budget Expended
\$0.00	0.0%

FY2024 Funding Sources	YTD Expended
Formula	\$0.00
PRIIA	\$0.00
Other	\$0.00
<b>Federal Subtotal</b>	<b>\$0.00</b>
System Performance	\$0.00
Reimbursable/Other	\$0.00
DC Dedicated Funding	\$0.01
MD Dedicated Funding	\$0.01
VA Non-Restricted Dedicated Funding	\$0.01
VA Restricted Dedicated Funding	\$0.00
<b>Local Subtotal</b>	<b>\$0.03</b>
<b>Debt</b>	<b>\$0.00</b>
<b>Net Accruals</b>	<b>\$0.00</b>
<b>Total FY2024 Expenditures</b>	<b>\$0.03</b>

**(CIP0291)****Top 30 Active Contracts by Allocated CIP Value**

<b>Contract Number</b>	<b>Vendor</b>	<b>Activity</b>	<b>Contract Value</b>	<b>Allocated CIP Value</b>	<b>Contract Start Date</b>	<b>Contract Expiration Date</b>
C20147	K&J Safety & Security Consulting	CONSTRUCTION	\$19,773,890	\$120,000	9/30/2020	10/31/2025
FQ19172M	Mott MacDonald-WSP Joint Venture	ENGINEERING	\$61,000,000	\$37,578	10/3/2019	11/14/2024

## (CIP0294) Bridge Rehabilitation Program

FY2024 Q3

Initiative Type: Program  
Investment Program: Structures  
Investment Category: Track and Structures Rehabilitation

Mode: Rail  
Location: Systemwide

### Description

This program rehabilitates structural and system components of 162 aerial structures across the Metro system. Metro is rehabilitating additional structural and system components under Structural Rehabilitation - Package A (CIP0348).



### Expected Outcome

Returns bridges to a state of good repair, avoiding future emergency shutdowns to address major defects identified in inspections.

### Strategic Drivers



Safety



Security



Reliability/SGR

### Overall Status

(Programs are ongoing)

Development & Evaluation	●
Implementation & Construction	●
Operations Activation	●

No significant progress to report on the Trestle Bridge. The design is held at 60%, with consulting and a Section 106 meeting projected for April 2024 for the DC-Foundary Branch Trestle Bridge. Regarding the Bridge Inspection Program, 72.7% of the load rating is in progress, and 97% of the structure inspection is underway.

### Budget and Funding (\$ Millions)

FY2024 Current Budget	YTD % Budget Expended
\$15.61	40.2%

FY2024 Funding Sources	YTD Expended
Formula	\$0.00
PRIIA	\$0.00
Other	\$0.00
<b>Federal Subtotal</b>	<b>\$0.00</b>
System Performance	\$0.00
Reimbursable/Other	\$0.00
DC Dedicated Funding	(\$0.21)
MD Dedicated Funding	(\$0.19)
VA Non-Restricted Dedicated Funding	(\$0.14)
VA Restricted Dedicated Funding	(\$0.04)
<b>Local Subtotal</b>	<b>(\$0.58)</b>
<b>Debt</b>	<b>\$5.22</b>
<b>Net Accruals</b>	<b>\$0.52</b>
<b>Total FY2024 Expenditures</b>	<b>\$5.16</b>

**(CIP0294)****Top 30 Active Contracts by Allocated CIP Value**

<b>Contract Number</b>	<b>Vendor</b>	<b>Activity</b>	<b>Contract Value</b>	<b>Allocated CIP Value</b>	<b>Contract Start Date</b>	<b>Contract Expiration Date</b>
FQ18033G	Gannett Fleming Engineers and Architects	CONSULT	\$105,000,000	\$201,000	8/23/2018	8/30/2024
FQ18033F	DHA/RK&K Joint Venture	CONSULT	\$115,000,000	\$694,597	8/16/2018	8/1/2024
FQ18033F	DHA/RK&K Joint Venture	CONSULT	\$115,000,000	\$235,195	8/16/2018	8/1/2024
FQ19172A	AECOM, USA, INC.	ENGINEERING	\$16,400,000	\$867,915	10/3/2019	11/14/2024
FQ19172A	AECOM, USA, INC.	ENGINEERING	\$16,400,000	\$672,420	10/3/2019	11/14/2024
FQ19172G	Gannett Fleming Engineers and Architects	ENGINEERING	\$70,250,000	\$3,205,454	10/3/2019	10/3/2024
FQ19172J	AECOM Technical Services Inc	ENGINEERING	\$2,500,000	\$575,629	10/3/2019	10/3/2024
FQ19172A	AECOM, USA, INC.	CONSTRUCTION	\$15,200,000	\$56,341	10/3/2019	10/3/2024

## (CIP0297) Union Station Improvements

FY2024 Q3

Initiative Type: Project  
Investment Program: Platforms & Structures  
Investment Category: Stations and Passenger Facilities

Mode: Rail  
Location: District of Columbia

### Description

This project will relieve congestion at Union Station by implementing a redesign of the First Street northeast entrance, including expanding the north mezzanine by adding stairs, adding additional fare gates, and relocating the fare vending machines.



### Expected Outcome

Improves customer crowding and convenience by providing a better flow for riders as they enter and exit the station, as well as improved lighting and an additional staircase.

### Strategic Drivers



Safety






Security



Reliability/SGR

### Overall Status

Development & Evaluation	
Implementation & Construction	
Operations Activation	

The project is currently under design, with 90% drawings delivered and efforts ongoing to resolve design review comments. A revision to the design contract is required, resulting in an approximate three-month delay. Amtrak has drafted a new construction agreement, which is currently under negotiation.

### Budget and Funding (\$ Millions)

FY2024 Current Budget	YTD % Budget Expended
\$3.93	10.5%

FY2024 Funding Sources	YTD Expended
Formula	\$0.00
PRIIA	\$0.00
Other	\$0.00
<b>Federal Subtotal</b>	<b>\$0.00</b>
System Performance	\$0.00
Reimbursable/Other	\$0.00
DC Dedicated Funding	\$0.16
MD Dedicated Funding	\$0.15
VA Non-Restricted Dedicated Funding	\$0.11
VA Restricted Dedicated Funding	\$0.03
<b>Local Subtotal</b>	<b>\$0.44</b>
<b>Debt</b>	<b>\$0.00</b>
<b>Net Accruals</b>	<b>(\$0.03)</b>
<b>Total FY2024 Expenditures</b>	<b>\$0.41</b>

**(CIP0297) Top 30 Active Contracts by Allocated CIP Value**

Contract Number	Vendor	Activity	Contract Value	Allocated CIP Value	Contract Start Date	Contract Expiration Date
FQ19172G	Gannett Fleming Engineers and Architects	ENGINEERING	\$72,500,000	\$23,165	10/3/2019	10/3/2024

## (CIP0302) Huntington Station Parking Garage Demolition

FY2024 Q3

Initiative Type: Project  
Investment Program: Platforms & Structures  
Investment Category: Stations and Passenger Facilities

Mode: Rail  
Location: Commonwealth of Virginia

### Description

This project is part of a joint development between Metro and Fairfax County to replace the south parking garage at Huntington Station in Fairfax County. The development enables Metro to offer up to 12 acres for private development.



### Expected Outcome

Enables development of a new bus loop to accommodate Fairfax County's planned Bus Rapid Transit terminus at Huntington Station while replacing a closed parking facility.

### Strategic Drivers



Safety



Security



Reliability/SGR

### Overall Status

Development & Evaluation	<input type="radio"/>
Implementation & Construction	<input type="radio"/>
Operations Activation	<input type="radio"/>

This quarter saw no approved work for the Huntington Station Parking Garage replacement, and the project is still in the process of finalizing the design plan.

### Budget and Funding (\$ Millions)

FY2024 Current Budget	YTD % Budget Expended
\$0.42	21.1%

FY2024 Funding Sources	YTD Expended
Formula	\$0.00
PRIIA	\$0.00
Other	\$0.00
<b>Federal Subtotal</b>	<b>\$0.00</b>
System Performance	\$0.00
Reimbursable/Other	\$0.00
DC Dedicated Funding	\$0.02
MD Dedicated Funding	\$0.02
VA Non-Restricted Dedicated Funding	\$0.02
VA Restricted Dedicated Funding	\$0.00
<b>Local Subtotal</b>	<b>\$0.07</b>
<b>Debt</b>	<b>\$0.04</b>
<b>Net Accruals</b>	<b>(\$0.02)</b>
<b>Total FY2024 Expenditures</b>	<b>\$0.09</b>



There are no active contracts associated with this CIP

## (CIP0305) Rail Passenger Facility State of Good Repair Program

FY2024 Q3

Initiative Type: Program  
Investment Program: Platforms & Structures  
Investment Category: Stations and Passenger Facilities

Mode: Rail  
Location: Systemwide

### Description

This program repairs and replaces antiquated systems and infrastructure in passenger facilities including ceilings, sewage ejector pumps, and other systems.



### Expected Outcome

Increases the efficiency and reliability of passenger facilities. Also improves customers' experience and helps prevent potential safety issues.

### Strategic Drivers



Safety



Security



Reliability/SGR

### Overall Status

(Programs are ongoing)

Development & Evaluation	●
Implementation & Construction	●
Operations Activation	●

The Sewage Ejector Replacement project has completed its design phase, with the 100% design package submitted and awaiting approval. The project is now in the procurement stage, preparing for the construction phase expected to be awarded in Q2 of 2025.

### Budget and Funding (\$ Millions)

FY2024 Current Budget	YTD % Budget Expended
\$1.08	65.8%

FY2024 Funding Sources	YTD Expended
Formula	\$0.00
PRIIA	\$0.00
Other	\$0.00
<b>Federal Subtotal</b>	<b>\$0.00</b>
System Performance	\$0.00
Reimbursable/Other	\$0.00
DC Dedicated Funding	\$0.20
MD Dedicated Funding	\$0.19
VA Non-Restricted Dedicated Funding	\$0.13
VA Restricted Dedicated Funding	\$0.04
<b>Local Subtotal</b>	<b>\$0.56</b>
<b>Debt</b>	<b>\$0.00</b>
<b>Net Accruals</b>	<b>\$0.13</b>
<b>Total FY2024 Expenditures</b>	<b>\$0.70</b>

**(CIP0305)****Top 30 Active Contracts by Allocated CIP Value**

<b>Contract Number</b>	<b>Vendor</b>	<b>Activity</b>	<b>Contract Value</b>	<b>Allocated CIP Value</b>	<b>Contract Start Date</b>	<b>Contract Expiration Date</b>
FQ18033G	Gannett Fleming Engineers and Architects	CONSULT	\$105,000,000	\$7,000	8/23/2018	8/30/2024
FQ18033B	HNTB Corporation	CONSULT	\$106,860,293	\$60,000	8/2/2018	8/2/2024
FQ19172Q	CSI Engineering P C	CONSULT	\$2,500,000	\$1,077,414	10/3/2019	1/29/2025

## (CIP0307) Station Platform Rehabilitation - Phase 2

FY2024 Q3

Initiative Type: Project

Mode: Rail

Investment Program:

Location:

Investment Category:

### Description



### Expected Outcome

### Strategic Drivers



Safety



Security



Reliability/SGR

### Overall Status

Development & Evaluation	<input type="radio"/>
Implementation & Construction	<input type="radio"/>
Operations Activation	<input type="radio"/>

### Budget and Funding (\$ Millions)

FY2024 Current Budget	YTD % Budget Expended
\$0.00	0.0%

FY2024 Funding Sources	YTD Expended
Formula	\$0.00
PRIIA	\$0.00
Other	\$0.00
<b>Federal Subtotal</b>	<b>\$0.00</b>
System Performance	\$0.00
Reimbursable/Other	\$0.00
DC Dedicated Funding	\$0.00
MD Dedicated Funding	\$0.00
VA Non-Restricted Dedicated Funding	\$0.00
VA Restricted Dedicated Funding	\$0.00
<b>Local Subtotal</b>	<b>\$0.01</b>
<b>Debt</b>	<b>\$0.00</b>
<b>Net Accruals</b>	<b>\$0.00</b>
<b>Total FY2024 Expenditures</b>	<b>\$0.01</b>

**(CIP0307)****Top 30 Active Contracts by Allocated CIP Value**

<b>Contract Number</b>	<b>Vendor</b>	<b>Activity</b>	<b>Contract Value</b>	<b>Allocated CIP Value</b>	<b>Contract Start Date</b>	<b>Contract Expiration Date</b>
C20147	K&J Safety & Security Consulting	CONSTRUCTION	\$19,773,890	\$90,000	9/30/2020	10/31/2025
FQ18033I	AECOM-STV JV	ENGINEERING	\$70,000,000	\$2,272,470	7/1/2018	6/30/2025

## (CIP0308) Station Platform Rehabilitation - Phase 3

FY2024 Q3

Initiative Type: Project  
Investment Program: Platforms & Structures  
Investment Category: Stations and Passenger Facilities

Mode: Rail  
Location: Systemwide

### Description

This project rehabilitates and repairs platforms and station systems at the following stations along the Green and Blue Lines in Maryland and Virginia to address potentially unsafe and deteriorating conditions: Arlington Cemetery, Addison Road, West Hyattsville, Prince George's Plaza, College Park, and Greenbelt. Customer experience improvements include slip-resistant tile, improved lighting, upgraded passenger shelters, new passenger information displays, and improved public address system.



### Expected Outcome

Upgrades and improves above-ground stations for customer safety and comfort, as measured by the Metrorail customer injury rate performance indicator [FY21 target of ≤177 injuries]. New platforms and other new/rehabilitated station assets will increase the lifespan of these assets, reducing future maintenance requirements and improving the quality of rail service provided for customers accessing these stations.

### Strategic Drivers



Safety



Security



Reliability/SGR

### Overall Status

Development & Evaluation	<input type="radio"/>
Implementation & Construction	<input type="radio"/>
Operations Activation	<input checked="" type="radio"/>

Continued with safety certifications and punchlist items.

### Budget and Funding (\$ Millions)

FY2024 Current Budget	YTD % Budget Expended
\$0.00	0.0%

FY2024 Funding Sources	YTD Expended
Formula	\$0.00
PRIIA	\$0.00
Other	\$0.00
<b>Federal Subtotal</b>	<b>\$0.00</b>
System Performance	\$0.00
Reimbursable/Other	\$0.00
DC Dedicated Funding	\$0.06
MD Dedicated Funding	\$0.06
VA Non-Restricted Dedicated Funding	\$0.04
VA Restricted Dedicated Funding	\$0.01
<b>Local Subtotal</b>	<b>\$0.17</b>
<b>Debt</b>	<b>\$0.13</b>
<b>Net Accruals</b>	<b>(\$0.08)</b>
<b>Total FY2024 Expenditures</b>	<b>\$0.23</b>

**(CIP0308)****Top 30 Active Contracts by Allocated CIP Value**

<b>Contract Number</b>	<b>Vendor</b>	<b>Activity</b>	<b>Contract Value</b>	<b>Allocated CIP Value</b>	<b>Contract Start Date</b>	<b>Contract Expiration Date</b>
FQ18033I	AECOM-STV JV	CONSULT	\$70,000,000	\$1,760,000	7/1/2018	6/30/2025
FQ18033B	HNTB Corporation	CONSULT	\$106,860,293	\$28,811	8/2/2018	8/2/2024
C20147	K&J Safety & Security Consulting	CONSTRUCTION	\$19,773,890	\$90,000	9/30/2020	10/31/2025
FQ19172M	Mott MacDonald-WSP Joint Venture	ENGINEERING	\$61,000,000	\$204,866	10/3/2019	11/14/2024

## (CIP0310) Station Platform Rehabilitation - Phase 4

FY2024 Q3

Initiative Type: Project  
Investment Program: Platforms & Structures  
Investment Category: Stations and Passenger Facilities

Mode: Rail  
Location: Systemwide

### Description

This project rehabilitates and repairs platforms and systems at the following Orange Line stations to address potentially unsafe and deteriorating conditions: Minnesota Avenue, Deanwood, Cheverly, Landover, and New Carrollton. Customer experience improvements include slip-resistant tile, improved lighting, upgraded passenger shelters, new passenger information displays, improved public address system, new closed-circuit television system, and renovated bathrooms.



### Expected Outcome

Upgrades and improves above-ground stations for customer safety and comfort. New platforms and other new/rehabilitated station assets will increase the lifespan of these assets, reducing future maintenance requirements and improving the quality of rail service provided for customers accessing these stations.

### Strategic Drivers



Safety



Security



Reliability/SGR

### Overall Status

Development & Evaluation	
Implementation & Construction	
Operations Activation	

Continue with Close-out activities and MOD negotiation

### Budget and Funding (\$ Millions)

FY2024 Current Budget	YTD % Budget Expended
\$6.44	130.9%

FY2024 Funding Sources	YTD Expended
Formula	\$0.00
PRIIA	\$3.41
Other	\$0.00
<b>Federal Subtotal</b>	<b>\$3.41</b>
System Performance	\$0.00
Reimbursable/Other	\$0.00
DC Dedicated Funding	\$0.82
MD Dedicated Funding	\$0.76
VA Non-Restricted Dedicated Funding	\$0.54
VA Restricted Dedicated Funding	\$0.16
<b>Local Subtotal</b>	<b>\$2.28</b>
<b>Debt</b>	<b>\$9.55</b>
<b>Net Accruals</b>	<b>(\$3.16)</b>
<b>Total FY2024 Expenditures</b>	<b>\$12.09</b>



**(CIP0310)****Top 30 Active Contracts by Allocated CIP Value**

<b>Contract Number</b>	<b>Vendor</b>	<b>Activity</b>	<b>Contract Value</b>	<b>Allocated CIP Value</b>	<b>Contract Start Date</b>	<b>Contract Expiration Date</b>
FQ18033B	HNTB Corporation	ENGINEERING	\$92,374,562	\$85,676	8/2/2018	8/2/2024
FQ19172M	Mott MacDonald-WSP Joint Venture	ENGINEERING	\$55,500,000	\$1	10/3/2019	10/3/2024

## (CIP0311) Bladensburg Bus Garage Replacement

FY2024 Q3

Initiative Type: Project  
Investment Program: Maintenance Facilities  
Investment Category: Bus, Bus Facilities & Paratransit

Mode: Bus  
Location: District of Columbia

### Description

This project demolishes and replaces the obsolete bus maintenance and operations facility at Bladensburg to improve facility use and capacity. The new facility, designed to achieve LEED certification, will have an on-site employee parking lot, multiple access points, parking for up to 300 buses, 25 maintenance bays, and a compressed natural gas (CNG) fueling station. The facility will be ready for future electric bus infrastructure as Metro begins full implementation of 100% electric vehicles.



### Expected Outcome

Provides a new LEED-certified bus facility that will improve bus safety, efficiency, maintenance and operations, while maximizing bus fleet availability as measured by the bus system employee injury rate performance indicator [FY21 target of ≤11.2 injuries per 100 employees] and the Bus Fleet Reliability performance indicator [FY21 target ≥7,000 miles between failures].

### Strategic Drivers



Safety



Security



Reliability/SGR

### Overall Status

Development & Evaluation	<input type="radio"/>
Implementation & Construction	<input checked="" type="radio"/>
Operations Activation	<input type="radio"/>

Foundation work for the Maintenance Building is continuing along with the completion of Shepherd Parkway which is now scheduled for the end of April.

### Budget and Funding (\$ Millions)

FY2024 Current Budget	YTD % Budget Expended
\$74.04	92.6%

FY2024 Funding Sources	YTD Expended
Formula	\$61.21
PRIIA	\$0.00
Other	\$0.00
<b>Federal Subtotal</b>	<b>\$61.21</b>
System Performance	\$0.00
Reimbursable/Other	\$0.00
DC Dedicated Funding	\$0.02
MD Dedicated Funding	\$0.02
VA Non-Restricted Dedicated Funding	\$0.01
VA Restricted Dedicated Funding	\$0.00
<b>Local Subtotal</b>	<b>\$0.06</b>
<b>Debt</b>	<b>\$4.40</b>
<b>Net Accruals</b>	<b>(\$0.56)</b>
<b>Total FY2024 Expenditures</b>	<b>\$65.11</b>

**(CIP0311)****Top 30 Active Contracts by Allocated CIP Value**

Contract Number	Vendor	Activity	Contract Value	Allocated CIP Value	Contract Start Date	Contract Expiration Date
FQ18033G	Gannett Fleming Engineers and Architects	CONSULT	\$105,000,000	\$50,000	8/23/2018	8/30/2024
FQ18033C	WSP USA Inc.	CONSULT	\$90,950,000	\$7,281,576	8/15/2018	5/31/2024
FQ18033I	AECOM-STV JV	CONSULT	\$57,000,000	\$262,259	7/1/2018	6/30/2025
FQ18033B	HNTB Corporation	CONSULT	\$106,860,293	\$81,851	8/2/2018	8/2/2024
FQ18033B	HNTB Corporation	CONSULT	\$92,374,562	\$30,000	8/2/2018	8/2/2024
FQ19144B	Hensel Phelps Construction Co	CONSTRUCTION	\$260,000,000	\$253,020,686	5/27/2020	3/31/2027
FQ19144B-2	Hensel Phelps Construction Co	CONSTRUCTION	\$265,500,000	\$1,456,130	10/8/2021	3/31/2027
FQ19144B-2	Hensel Phelps Construction Co	CONSTRUCTION	\$252,911,000	\$645,488	10/8/2021	3/31/2027
FQ19144B	Hensel Phelps Construction Co	CONSTRUCTION	\$8,000,000	\$260,000	5/27/2020	3/31/2027
FQ19144B-2	Hensel Phelps Construction Co	CONSTRUCTION	\$266,500,000	\$163,791	10/8/2021	3/31/2027
C20147	K&J Safety & Security Consulting	CONSTRUCTION	\$19,773,890	\$120,000	9/30/2020	10/31/2025
FQ18033I	AECOM-STV JV	ENGINEERING	\$70,000,000	\$2,997,266	7/1/2018	6/30/2025
FQ19144B	Hensel Phelps Construction Co	ENGINEERING	\$9,694,588	\$1,694,588	5/27/2020	3/31/2027
FQ19172D	Jacobs Engineering Group Inc	ENGINEERING	\$2,500,000	\$1,442,300	10/3/2019	10/3/2024
FQ19172L	Johnson Mirmiran & Thompson Inc	ENGINEERING	\$5,000,000	\$556,819	10/3/2019	10/3/2024

## (CIP0312) Four Mile Run Bus Garage Rehabilitation

FY2024 Q3

Initiative Type: Project  
Investment Program: Maintenance Facilities  
Investment Category: Bus, Bus Facilities & Paratransit

Mode: Bus  
Location: Commonwealth of Virginia

### Description

The project rehabilitates interior and exterior elements of the Four Mile Run bus facility to restore a state of good repair and meet short-term fleet capacity needs due to other bus facility replacement projects.



### Expected Outcome

Provides a more modern facility while incorporating operating efficiencies that enable Metro to increase throughput to accommodate fleet requirements arising from other bus facility replacements.

### Strategic Drivers



Safety



Security



Reliability/SGR

### Overall Status

Development & Evaluation	<input type="radio"/>
Implementation & Construction	<input type="radio"/>
Operations Activation	<input type="radio"/>

No deliverables to report, Project Team working on priority list to execute in -house.

### Budget and Funding (\$ Millions)

FY2024 Current Budget	YTD % Budget Expended
\$0.36	18.2%

FY2024 Funding Sources	YTD Expended
Formula	\$0.00
PRIIA	\$0.00
Other	\$0.00
<b>Federal Subtotal</b>	<b>\$0.00</b>
System Performance	\$0.00
Reimbursable/Other	\$0.00
DC Dedicated Funding	\$0.00
MD Dedicated Funding	\$0.00
VA Non-Restricted Dedicated Funding	\$0.00
VA Restricted Dedicated Funding	\$0.00
<b>Local Subtotal</b>	<b>\$0.00</b>
<b>Debt</b>	<b>\$0.26</b>
<b>Net Accruals</b>	<b>(\$0.19)</b>
<b>Total FY2024 Expenditures</b>	<b>\$0.06</b>

(CIP0312)	Top 30 Active Contracts by Allocated CIP Value
-----------	--

Contract Number	Vendor	Activity	Contract Value	Allocated CIP Value	Contract Start Date	Contract Expiration Date
FQ19172M	Mott MacDonald-WSP Joint Venture	ENGINEERING	\$60,000,000	\$1,865,240	10/3/2019	10/3/2024

## (CIP0315) Northern Bus Garage Replacement

FY2024 Q3

Initiative Type: Project

Mode:

Bus

Investment Program: Maintenance Facilities

Location:

District of Columbia

Investment Category: Bus, Bus Facilities & Paratransit

### Description

This project replaces the obsolete Northern Bus Garage to address structural deficiencies and improve use of limited facility space. The new facility will be designed to achieve LEED certification and retain the historical façade, provide multiple access points and parking for approximately 150 buses, support future electric bus charging infrastructure, and incorporate potential retail or public space. Northern Bus Garage will fully support 100% electric vehicles.



### Expected Outcome

Provides a modern and safe bus operations and maintenance facility that will reduce associated energy consumption and operating costs and maximize bus fleet availability as measured by the Bus Fleet Reliability performance indicator [FY21 target  $\geq 7,000$  miles between failures]. Northern will become Metro's first all electric bus garage. The design will preserve the historic façade, offering potential retail space for revenue generation and/or provide public space.

### Strategic Drivers



Safety



Security



Reliability/SGR

### Overall Status

Development & Evaluation	<input type="radio"/>
Implementation & Construction	<input checked="" type="radio"/>
Operations Activation	<input type="radio"/>

Demolition was completed. Excavation activities are ongoing to include soil remediation, elevator shaft walls, and underground plumbing.

### Budget and Funding (\$ Millions)

FY2024 Current Budget	YTD % Budget Expended
\$126.70	40.0%

FY2024 Funding Sources	YTD Expended
Formula	\$42.93
PRIIA	\$0.00
Other	\$0.00
<b>Federal Subtotal</b>	<b>\$42.93</b>
System Performance	\$0.03
Reimbursable/Other	\$0.00
DC Dedicated Funding	\$0.00
MD Dedicated Funding	\$0.00
VA Non-Restricted Dedicated Funding	\$0.00
VA Restricted Dedicated Funding	\$0.00
<b>Local Subtotal</b>	<b>\$0.03</b>
<b>Debt</b>	<b>\$5.03</b>
<b>Net Accruals</b>	<b>\$0.47</b>
<b>Total FY2024 Expenditures</b>	<b>\$48.45</b>

**(CIP0315)****Top 30 Active Contracts by Allocated CIP Value**

Contract Number	Vendor	Activity	Contract Value	Allocated CIP Value	Contract Start Date	Contract Expiration Date
FQ18033G	Gannett Fleming Engineers and Architects	CONSULT	\$105,000,000	\$8,495,824	8/23/2018	8/30/2024
FQ18033I	AECOM-STV JV	CONSULT	\$70,000,000	\$984,669	7/1/2018	6/30/2025
FQ18033C	WSP USA Inc.	CONSULT	\$90,950,000	\$757,850	8/15/2018	5/31/2024
FQ19144N-2	Clark Construction Group, LLC	CONSTRUCTION	\$397,046,425	\$355,014,653	10/3/2022	5/28/2027
FQ19144N-2	Clark Construction Group, LLC	CONSTRUCTION	\$397,046,425	\$35,000,000	10/3/2022	5/28/2027
FQ19144N-2	Clark Construction Group, LLC	CONSTRUCTION	\$397,046,425	\$3,246,777	10/3/2022	5/28/2027
FQ19144N-2	Clark Construction Group, LLC	CONSTRUCTION	\$397,046,425	\$1,757,647	10/3/2022	5/28/2027
FQ19144N-2	Clark Construction Group, LLC	CONSTRUCTION	\$397,046,425	\$751,136	10/3/2022	5/28/2027
C20147	K&J Safety & Security Consulting	CONSTRUCTION	\$19,773,890	\$120,000	9/30/2020	10/31/2025
FQ18033I	AECOM-STV JV	ENGINEERING	\$70,000,000	\$984,669	7/1/2018	6/30/2025
FQ19172L	Johnson Mirmiran & Thompson Inc	ENGINEERING	\$5,000,000	\$772,345	10/3/2019	10/3/2024



## (CIP0319) Bus Maintenance Facility State of Good Repair Program

FY2024 Q3

Initiative Type: Program  
Investment Program: Maintenance Facilities  
Investment Category: Bus, Bus Facilities & Paratransit

Mode: Bus  
Location:

### Description

This program renovates bus maintenance facilities and equipment to achieve a state of good repair.



### Expected Outcome

Provides modern, efficient, and safe bus operations and maintenance facilities as measured by the Metrobus customer injury rate performance indicator [FY20 target of less than 2.45 injuries per million passengers].

### Strategic Drivers



Safety



Security



Reliability/SGR

### Overall Status

(Programs are ongoing)

Development & Evaluation	<input type="radio"/>
Implementation & Construction	<input type="radio"/>
Operations Activation	<input type="radio"/>

100% Design for New Carrollton is at completion and will be submitted in April and project will be closed out.

### Budget and Funding (\$ Millions)

FY2024 Current Budget	YTD % Budget Expended
\$1.64	97.0%

FY2024 Funding Sources	YTD Expended
Formula	\$0.00
PRIIA	\$0.00
Other	\$0.00
<b>Federal Subtotal</b>	<b>\$0.00</b>
System Performance	\$0.00
Reimbursable/Other	\$0.00
DC Dedicated Funding	\$0.03
MD Dedicated Funding	\$0.02
VA Non-Restricted Dedicated Funding	\$0.02
VA Restricted Dedicated Funding	\$0.01
<b>Local Subtotal</b>	<b>\$0.07</b>
<b>Debt</b>	<b>\$0.80</b>
<b>Net Accruals</b>	<b>\$0.62</b>
<b>Total FY2024 Expenditures</b>	<b>\$1.49</b>



**(CIP0319) Top 30 Active Contracts by Allocated CIP Value**

Contract Number	Vendor	Activity	Contract Value	Allocated CIP Value	Contract Start Date	Contract Expiration Date
FQ191720	Whitman, Requardt & Associate LLP	ENGINEERING	\$1,950,000	\$1,855,368	10/3/2019	11/14/2024

## (CIP0322) Bus Passenger Facility Improvements

FY2024 Q3

Initiative Type: Program

Mode: Bus

Investment Program:

Location:

Investment Category:

### Description



### Expected Outcome

### Strategic Drivers



Safety



Security



Reliability/SGR

### Overall Status

Development & Evaluation	<input type="radio"/>
Implementation & Construction	<input type="radio"/>
Operations Activation	<input type="radio"/>

### Budget and Funding (\$ Millions)

FY2024 Current Budget	YTD % Budget Expended
\$0.00	0.0%

FY2024 Funding Sources	YTD Expended
Formula	\$0.00
PRIIA	\$0.00
Other	\$0.00
<b>Federal Subtotal</b>	<b>\$0.00</b>
System Performance	\$0.00
Reimbursable/Other	\$0.00
DC Dedicated Funding	\$0.01
MD Dedicated Funding	\$0.01
VA Non-Restricted Dedicated Funding	\$0.01
VA Restricted Dedicated Funding	\$0.00
<b>Local Subtotal</b>	<b>\$0.04</b>
<b>Debt</b>	<b>\$0.00</b>
<b>Net Accruals</b>	<b>\$0.14</b>
<b>Total FY2024 Expenditures</b>	<b>\$0.17</b>

There are no active contracts associated with this CIP

## (CIP0324) Capital Program Financial Support

FY2024 Q3

Initiative Type: Program  
Investment Program: Support Equipment/Services  
Investment Category: Business & Operations Support

Mode: Systemwide  
Location: Systemwide

### Description

This program provides support for the financial management of the capital program, including jurisdictional funds and federal grants.



### Expected Outcome

Improves Metro's ability to compliantly manage the sources of funding for Metro's capital improvement program. This program supports Metro's financial responsibility, compliance, and state of good repair efforts.

### Strategic Drivers



Safety



Security



Reliability/SGR

### Overall Status

(Programs are ongoing)

Development & Evaluation	<input type="radio"/>
Implementation & Construction	<input checked="" type="radio"/>
Operations Activation	<input type="radio"/>

### Budget and Funding (\$ Millions)

FY2024 Current Budget	YTD % Budget Expended
\$3.10	0.1%

FY2024 Funding Sources	YTD Expended
Formula	\$0.00
PRIIA	\$0.00
Other	\$0.00
<b>Federal Subtotal</b>	<b>\$0.00</b>
System Performance	\$0.00
Reimbursable/Other	\$0.00
DC Dedicated Funding	\$0.00
MD Dedicated Funding	\$0.00
VA Non-Restricted Dedicated Funding	\$0.00
VA Restricted Dedicated Funding	\$0.00
<b>Local Subtotal</b>	<b>\$0.00</b>
<b>Debt</b>	<b>\$0.00</b>
<b>Net Accruals</b>	<b>\$0.00</b>
<b>Total FY2024 Expenditures</b>	<b>\$0.00</b>

(CIP0324)	Top 30 Active Contracts by Allocated CIP Value
-----------	--

Contract Number	Vendor	Activity	Contract Value	Allocated CIP Value	Contract Start Date	Contract Expiration Date
CQ19243	InfraStrategies LLC	CONSULT	\$1,999,586	\$430,854	10/9/2019	10/8/2024

## (CIP0326) Real-time Bus and Rail Data Feed Development

FY2024 Q3

Initiative Type:

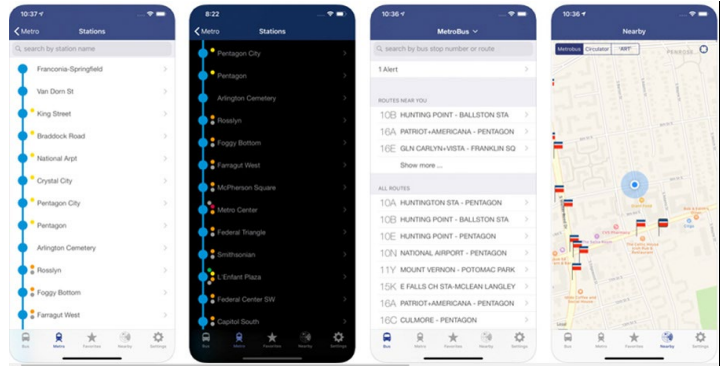
Investment Program:

Investment Category:

### Description

Mode:

Location:



### Expected Outcome

### Strategic Drivers



Safety



Security



Reliability/SGR

### Overall Status

Development & Evaluation	<input type="radio"/>
Implementation & Construction	<input type="radio"/>
Operations Activation	<input type="radio"/>

The third quarter saw the completion of the data build to support accessible trip planning for 3 of the 6 new Silver Line (Dulles Phase 2) stations in addition to the completion of Rail fares data to the GTFS (realtime) data feed.

### Budget and Funding (\$ Millions)

FY2024 Current Budget	YTD % Budget Expended
\$0.00	0.0%

FY2024 Funding Sources	YTD Expended
Formula	\$0.00
PRIIA	\$0.00
Other	\$0.00
<b>Federal Subtotal</b>	<b>\$0.00</b>
System Performance	\$0.00
Reimbursable/Other	\$0.00
DC Dedicated Funding	\$0.01
MD Dedicated Funding	\$0.01
VA Non-Restricted Dedicated Funding	\$0.01
VA Restricted Dedicated Funding	\$0.00
<b>Local Subtotal</b>	<b>\$0.02</b>
<b>Debt</b>	<b>\$0.00</b>
<b>Net Accruals</b>	<b>\$0.03</b>
<b>Total FY2024 Expenditures</b>	<b>\$0.05</b>

**(CIP0326)****Top 30 Active Contracts by Allocated CIP Value**

<b>Contract Number</b>	<b>Vendor</b>	<b>Activity</b>	<b>Contract Value</b>	<b>Allocated CIP Value</b>	<b>Contract Start Date</b>	<b>Contract Expiration Date</b>
CIT01233281	Connects 360 LLC	CONSULT	\$38,008	\$38,008	11/14/2023	5/8/2024
CIT01233281	Connects 360 LLC	CONSULT	\$114,650	\$5,028	11/14/2023	11/8/2024

## (CIP0330) Information Technology Data Center

FY2024 Q3

Initiative Type: Project  
Investment Program: IT  
Investment Category: Business & Operations Support

Mode: Systemwide  
Location: Systemwide

### Description

This project constructs a new data center to replace the existing data center at the Jackson Graham building that is being vacated. Metro will build a modern data center that blends new technologies with existing capabilities to continually improve and scale services to users, customers, and partners.



### Expected Outcome

Replaces Metro's existing data center with a new modern facility to support the system and that will also enable Metro to generate revenue through the leasing of excess capacity.

### Strategic Drivers



Safety



Security



Reliability/SGR

### Overall Status

Development & Evaluation	<input type="radio"/>
Implementation & Construction	<input checked="" type="radio"/>
Operations Activation	<input type="radio"/>

Project team continued work with AT&T to develop a scope of work for completing the infrastructure cabling required for the IT labs at Mill Road. The scope of service is now 90% complete.

### Budget and Funding (\$ Millions)

FY2024 Current Budget	YTD % Budget Expended
\$25.99	57.6%

FY2024 Funding Sources	YTD Expended
Formula	\$0.00
PRIIA	\$0.00
Other	\$0.00
<b>Federal Subtotal</b>	<b>\$0.00</b>
System Performance	\$0.00
Reimbursable/Other	\$0.00
DC Dedicated Funding	\$0.00
MD Dedicated Funding	\$0.00
VA Non-Restricted Dedicated Funding	\$0.00
VA Restricted Dedicated Funding	\$0.00
<b>Local Subtotal</b>	<b>\$0.00</b>
<b>Debt</b>	<b>\$23.39</b>
<b>Net Accruals</b>	<b>(\$8.41)</b>
<b>Total FY2024 Expenditures</b>	<b>\$14.98</b>



**(CIP0330)****Top 30 Active Contracts by Allocated CIP Value**

<b>Contract Number</b>	<b>Vendor</b>	<b>Activity</b>	<b>Contract Value</b>	<b>Allocated CIP Value</b>	<b>Contract Start Date</b>	<b>Contract Expiration Date</b>
2021049630UA	AT&T Corp	CONSULT	\$13,300,524	\$5,000,000	7/14/2022	7/13/2025
CQ19104	Dell Marketing LP	IT_HARDWARE_OTH	\$194,300,000	\$12,936,761	7/23/2019	7/22/2024
CIT01222078	Sirius Computer Solutions	IT_HARDWARE_OTH	\$4,747,661	\$4,747,661	3/7/2022	3/6/2027
CIT01233196	Copper River Information Technology	EQUIPMENT	\$4,198,653	\$2,464,815	4/10/2023	4/9/2024

## (CIP0331) Enterprise Resource Planning Software Replacement

FY2024 Q3

Initiative Type: Project  
Investment Program: IT  
Investment Category: Business & Operations Support

Mode: Systemwide  
Location: Systemwide

### Description

This project will implement a new enterprise resource planning (ERP) system. Metro will perform any necessary upgrades to the current ERP system to maximize vendor support until the current program sunsets.



### Expected Outcome

Replaces the existing ERP system that is scheduled to sunset by the vendor in approximately 2030. Provides the financial management and related systems critical to compliant financial managing and reporting.

### Strategic Drivers



Safety



Security



Reliability/SGR

### Overall Status

Development & Evaluation	
Implementation & Construction	
Operations Activation	

The first two months focused on phase 0 work sessions outlining processes and reviewing requirements for the Oracle Fusion ERP system. Detailed process flows will be used for system configuration. A status update meeting was held on March 1st as the program shifted to the next design phase. Starting in March, staff participated in six-hour daily design sessions for system configuration in Finance and Human Capital Management. Regular status updates were provided to the Executive Steering Committee throughout the quarter.

### Budget and Funding (\$ Millions)

FY2024 Current Budget	YTD % Budget Expended
\$13.34	13.9%

FY2024 Funding Sources	YTD Expended
Formula	\$0.00
PRIIA	\$0.00
Other	\$0.00
<b>Federal Subtotal</b>	<b>\$0.00</b>
System Performance	\$0.00
Reimbursable/Other	\$0.00
DC Dedicated Funding	\$0.00
MD Dedicated Funding	\$0.00
VA Non-Restricted Dedicated Funding	\$0.00
VA Restricted Dedicated Funding	\$0.00
<b>Local Subtotal</b>	<b>\$0.00</b>
<b>Debt</b>	<b>\$0.90</b>
<b>Net Accruals</b>	<b>\$0.46</b>
<b>Total FY2024 Expenditures</b>	<b>\$1.36</b>

**(CIP0331)****Top 30 Active Contracts by Allocated CIP Value**

<b>Contract Number</b>	<b>Vendor</b>	<b>Activity</b>	<b>Contract Value</b>	<b>Allocated CIP Value</b>	<b>Contract Start Date</b>	<b>Contract Expiration Date</b>
CACCT222047-W05-F	Susan Fitzgerald & Associates, Inc.	CONSULT	\$6,079,330	\$3,098,806	5/26/2022	4/13/2024
CACCT222047-W05-D	IBS Management & Consultancy Service LLC	CONSULT	\$12,000,000	\$2,553,893	5/26/2022	5/13/2025
CACCT222047-W05-E	KPMG LLP	CONSULT	\$4,666,400	\$1,369,600	4/14/2022	4/13/2024
CIBOP211233G	Guidehouse Inc	CONSULT	\$1,355,692	\$1,355,692	1/10/2022	1/9/2026
F20101_SS_B	Susan Fitzgerald & Associates, Inc.	CONSULT	\$6,382,611	\$1,065,331	4/1/2021	3/31/2025
CACCT222047-W05-A	Crowe LLP	CONSULT	\$1,019,440	\$676,240	7/27/2022	5/13/2025
F20101_SS_B	Susan Fitzgerald & Associates, Inc.	CONSULT	\$6,728,076	\$345,466	4/1/2021	3/31/2025
CIT01233343	Oracle America Inc	IT_SOFTWARE_OTH	\$113,319,701	\$15,834,553	10/13/2023	10/12/2027
CPRMT233317	Staples Business Advantage	EQUIP_MATL	\$3,000,000	\$1,710	4/1/2023	12/31/2024

## (CIP0332) Fiber Optic Cable Installation

FY2024 Q3

Initiative Type: Project  
Investment Program: Signals & Communications  
Investment Category: Rail Systems

Mode: Systemwide  
Location: Systemwide

### Description

This project will install fiber optic cable for connectivity throughout the system to adjoining communication rooms along the rail Right-of-Way (ROW) and determine the appropriate strategy for installing fiber optic cabling to ancillary rooms such as traction power substations, low voltage power rooms, vent shafts, and tie breaker stations.



### Expected Outcome

Replaces outdated copper wiring with fiber optic cable increasing bandwidth, speeds, reliability and enabling Metro to upgrade communication infrastructure to modern equipment that requires fiber-optic connectivity. New cabling will improve Metro's ability to remotely monitor assets, increasing the efficiency of maintenance.

### Strategic Drivers



Safety






Security



Reliability/SGR

### Overall Status

Development & Evaluation	
Implementation & Construction	
Operations Activation	

In the third quarter, progress continued on the fiber optic infrastructure project for the Blue and Orange Lines, with the overall contract completion advancing to 56%. Specific components of the project also saw notable progress, with Radio Fiber connectivity reaching 64% completion, MBE connectivity achieving 80% completion, and IT Ancillary Fiber connectivity at 27% completion. During this quarter, some installation work was completed, including 45,200 LF of Radio Fiber, 36,000 LF of IT Ancillary Fiber, and 14,670 LF of 3-way ABF Micro-duct.

### Budget and Funding (\$ Millions)

FY2024 Current Budget	YTD % Budget Expended
\$87.17	94.5%

FY2024 Funding Sources	YTD Expended
Formula	\$0.00
PRIIA	\$0.00
Other	\$0.00
<b>Federal Subtotal</b>	<b>\$0.00</b>
System Performance	\$0.00
Reimbursable/Other	\$0.00
DC Dedicated Funding	\$0.19
MD Dedicated Funding	\$0.18
VA Non-Restricted Dedicated Funding	\$0.13
VA Restricted Dedicated Funding	\$0.04
<b>Local Subtotal</b>	<b>\$0.53</b>
<b>Debt</b>	<b>\$74.33</b>
<b>Net Accruals</b>	<b>\$4.37</b>
<b>Total FY2024 Expenditures</b>	<b>\$79.23</b>

**(CIP0332)****Top 30 Active Contracts by Allocated CIP Value**

Contract Number	Vendor	Activity	Contract Value	Allocated CIP Value	Contract Start Date	Contract Expiration Date
FQ18033I	AECOM-STV JV	CONSULT	\$71,200,000	\$13,770,015	7/1/2018	6/30/2024
FQ18033F	DHA/RK&K Joint Venture	CONSULT	\$115,000,000	\$11,546,107	8/16/2018	8/1/2024
FQ18033A	Parsons Transportation Group Inc	CONSULT	\$83,700,000	\$9,464,101	9/24/2018	8/1/2024
FQ18033I	AECOM-STV JV	CONSULT	\$55,500,000	\$7,217,442	7/1/2018	6/30/2025
FQ18033I	AECOM-STV JV	CONSULT	\$71,200,000	\$1,000,000	7/1/2018	6/30/2024
FQ18033C	WSP USA Inc.	CONSULT	\$90,950,000	\$86,344	8/15/2018	5/31/2024
FIRPG211190	C3M Power Systems, LLC	CONSTRUCTION	\$176,256,865	\$23,400,000	5/16/2022	6/30/2027
FRBIR222275	C3M Power Systems, LLC	CONSTRUCTION	\$108,102,205	\$9,251,541	10/26/2022	10/25/2027
FRBIR222275	C3M Power Systems, LLC	CONSTRUCTION	\$108,102,205	\$4,816,186	10/26/2022	10/25/2027
FRBIR222275	C3M Power Systems, LLC	CONSTRUCTION	\$108,102,205	\$3,704,014	10/26/2022	10/25/2027
FIRPG211190	C3M Power Systems, LLC	CONSTRUCTION	\$176,256,865	\$465,663	5/16/2022	6/30/2027
FRSMP222122	Aldridge Electric Inc	CONSTRUCTION	\$50,925,333	\$260,000	2/7/2023	2/28/2026
CCSCM211074	Sharp And Company	3RD_PARTY	\$14,000,000	\$1,791,693	5/17/2021	5/17/2024
C20113	Transportation Management Service Inc	3RD_PARTY	\$30,473,098	\$1,523,294	5/22/2020	5/21/2024
C20113	Transportation Management Service Inc	BUS_BRIDGES	\$31,515,461	\$416,945	5/22/2020	5/21/2024

## (CIP0335) Office Consolidation - District of Columbia

FY2024 Q3

Initiative Type: Project  
Investment Program: Support Equipment/Services  
Investment Category: Business & Operations Support

Mode: Systemwide  
Location: District of Columbia

### Description

Part of Metro's regional office consolidation plan (combining 10 admin. facilities to four), this project funds the construction of a DC office building at 300 7th St. SW. The new site will be renovated to modern workplace standards, including new commercial amenities on the ground floor to activate the streetscape and benefit the community. In addition, Metro will improve the exterior appearance and add three floors, creating space for leases to generate additional revenue. The building will be designed to achieve LEED certification

### Expected Outcome

Updates and modernizes office space for employees that will streamline business processes, allow departments to be more logically organized and reduce Metro's long-term costs.



### Strategic Drivers



Safety



Security



Reliability/SGR

### Overall Status

Development & Evaluation	
Implementation & Construction	
Operations Activation	

In Q3, progress continued on the tenant build-out activities, with a focus on completing punch list work for the DCHA (District of Columbia Housing Authority) tenant base contract. Additionally, "Day 2" change order work for both DCHA and WMATA progressed. Preparations were also made for the installation of permanent chillers, with temporary chillers ready for use during the upcoming cooling season.

### Budget and Funding (\$ Millions)

FY2024 Current Budget	YTD % Budget Expended
\$17.69	89.0%

FY2024 Funding Sources	YTD Expended
Formula	\$0.00
PRIIA	\$0.00
Other	\$0.00
<b>Federal Subtotal</b>	<b>\$0.00</b>
System Performance	\$0.00
Reimbursable/Other	\$0.00
DC Dedicated Funding	\$0.00
MD Dedicated Funding	\$0.00
VA Non-Restricted Dedicated Funding	\$0.00
VA Restricted Dedicated Funding	\$0.00
<b>Local Subtotal</b>	<b>\$0.00</b>
<b>Debt</b>	<b>\$18.00</b>
<b>Net Accruals</b>	<b>(\$0.58)</b>
<b>Total FY2024 Expenditures</b>	<b>\$17.42</b>

**(CIP0335)****Top 30 Active Contracts by Allocated CIP Value**

<b>Contract Number</b>	<b>Vendor</b>	<b>Activity</b>	<b>Contract Value</b>	<b>Allocated CIP Value</b>	<b>Contract Start Date</b>	<b>Contract Expiration Date</b>
FQ18033G	Gannett Fleming Engineers and Architects	CONSULT	\$105,000,000	\$100,000	8/23/2018	8/30/2024
FQ18033D	Jacobs Engineering Group Inc	CONSULT	\$90,500,000	\$769,132	8/21/2018	5/23/2024
FQ18033I	AECOM-STV JV	CONSULT	\$70,000,000	\$20,000	7/1/2018	6/30/2025
C20053	Clearing Inc	CONSULT	\$8,958,233	\$7,158,233	12/10/2019	12/31/2024
C20053	Clearing Inc	CONSULT	\$10,555,073	\$2,825,195	12/10/2019	12/31/2024
C20053	Clearing Inc	CONSULT	\$10,555,073	\$571,645	12/10/2019	12/31/2024



## (CIP0336) Facility Energy Management Upgrades

FY2024 Q3

Initiative Type: Program  
Investment Program: Support Equipment/Services  
Investment Category: Business & Operations Support

Mode: Systemwide  
Location:

### Description

This program supports research, analysis and implementation of energy efficiency investments as well as purchase and management of energy as an asset.



### Expected Outcome

Optimizes energy use and management strategies at Metro facilities and fleet.

### Strategic Drivers



Safety



Security



Reliability/SGR

### Overall Status

(Programs are ongoing)

Development & Evaluation	<input type="radio"/>
Implementation & Construction	<input type="radio"/>
Operations Activation	<input type="radio"/>

### Budget and Funding (\$ Millions)

FY2024 Current Budget	YTD % Budget Expended
\$0.00	0.0%

FY2024 Funding Sources	YTD Expended
Formula	\$0.00
PRIIA	\$0.00
Other	\$0.00
<b>Federal Subtotal</b>	<b>\$0.00</b>
System Performance	\$0.00
Reimbursable/Other	\$0.00
DC Dedicated Funding	\$0.00
MD Dedicated Funding	\$0.00
VA Non-Restricted Dedicated Funding	\$0.00
VA Restricted Dedicated Funding	\$0.00
<b>Local Subtotal</b>	<b>\$0.00</b>
<b>Debt</b>	<b>\$0.00</b>
<b>Net Accruals</b>	<b>\$0.00</b>
<b>Total FY2024 Expenditures</b>	<b>\$0.00</b>



**(CIP0336) Top 30 Active Contracts by Allocated CIP Value**

<b>Contract Number</b>	<b>Vendor</b>	<b>Activity</b>	<b>Contract Value</b>	<b>Allocated CIP Value</b>	<b>Contract Start Date</b>	<b>Contract Expiration Date</b>
FQ18033I	AECOM-STV JV	CONSULT	\$70,500,000	\$382,199	7/1/2018	6/30/2025

## (CIP0337) Office Consolidation - Virginia

FY2024 Q3

Initiative Type: Project  
Investment Program: Support Equipment/Services  
Investment Category: Business & Operations Support

Mode: Systemwide  
Location: Commonwealth of Virginia

### Description

This project constructs a new office building in Virginia as part of Metro's regional office consolidation plan. The new office building will be constructed near the Eisenhower Avenue Metrorail Station in Alexandria, Virginia. The building will be designed with the goal of achieving LEED certification and is part of the larger redevelopment of the Eisenhower Avenue corridor.



### Expected Outcome

Updates and modernizes office space for employees that will streamline business process, allow departments to be more logically organized and reduce Metro's long-term costs.

### Strategic Drivers



Safety



Security



Reliability/SGR

### Overall Status

Development & Evaluation	
Implementation & Construction	
Operations Activation	

In Q3 base building punch list work on-going, "Day 2" (post go-live) change order work continues.

### Budget and Funding (\$ Millions)

FY2024 Current Budget	YTD % Budget Expended
\$16.13	151.9%

FY2024 Funding Sources	YTD Expended
Formula	\$0.00
PRIIA	\$0.00
Other	\$0.00
<b>Federal Subtotal</b>	<b>\$0.00</b>
System Performance	\$0.00
Reimbursable/Other	\$0.00
DC Dedicated Funding	\$0.00
MD Dedicated Funding	\$0.00
VA Non-Restricted Dedicated Funding	\$0.00
VA Restricted Dedicated Funding	\$0.00
<b>Local Subtotal</b>	<b>\$0.00</b>
<b>Debt</b>	<b>\$32.04</b>
<b>Net Accruals</b>	<b>(\$0.41)</b>
<b>Total FY2024 Expenditures</b>	<b>\$31.62</b>

**(CIP0337)****Top 30 Active Contracts by Allocated CIP Value**

Contract Number	Vendor	Activity	Contract Value	Allocated CIP Value	Contract Start Date	Contract Expiration Date
FQ18033G	Gannett Fleming Engineers and Architects	CONSULT	\$105,000,000	\$160,000	8/23/2018	8/30/2024
FQ18033A	Parsons Transportation Group Inc	CONSULT	\$83,250,000	\$2,721,625	9/24/2018	8/1/2024
FQ18033D	Jacobs Engineering Group Inc	CONSULT	\$90,500,000	\$769,132	8/21/2018	5/23/2024
FQ19172D	Jacobs Engineering Group Inc	CONSULT	\$7,500,000	\$1,530,578	10/3/2019	11/14/2024
FQ19172D	Jacobs Engineering Group Inc	CONSULT	\$5,400,000	\$300,000	10/3/2019	10/3/2024

## (CIP0338) Office Consolidation - Maryland

FY2024 Q3

Initiative Type: Project  
Investment Program: Support Equipment/Services  
Investment Category: Business & Operations Support

Mode: Systemwide  
Location: State of Maryland

### Description

This project constructs a new office building in Maryland as part of Metro's regional office consolidation plan. The new building consolidates employees near the New Carrollton Metrorail Station in PG County. The station is a significant transit hub and is served by Metro, MARC, multiple local and regional buses, Amtrak, Greyhound, and in the future Maryland MTA Purple Line. The building will be designed to achieve LEED certification and is part of the continued development of New Carrollton.



### Expected Outcome

Updates and modernizes office space for employees that will streamline business processes, allow departments to be more logically organized and reduce Metro's long-term costs.

### Strategic Drivers



Safety






Security



Reliability/SGR

### Overall Status

Development & Evaluation	
Implementation & Construction	
Operations Activation	

In Q3 base building punch list work on-going, "Day 2" (post go-live) and the Plaza construction work continues.

### Budget and Funding (\$ Millions)

FY2024 Current Budget	YTD % Budget Expended
\$5.54	95.3%

FY2024 Funding Sources	YTD Expended
Formula	\$0.00
PRIIA	\$0.00
Other	\$0.00
<b>Federal Subtotal</b>	<b>\$0.00</b>
System Performance	\$0.00
Reimbursable/Other	\$0.00
DC Dedicated Funding	\$0.00
MD Dedicated Funding	\$0.00
VA Non-Restricted Dedicated Funding	\$0.00
VA Restricted Dedicated Funding	\$0.00
<b>Local Subtotal</b>	<b>\$0.00</b>
<b>Debt</b>	<b>\$1.91</b>
<b>Net Accruals</b>	<b>\$3.37</b>
<b>Total FY2024 Expenditures</b>	<b>\$5.28</b>

**(CIP0338)****Top 30 Active Contracts by Allocated CIP Value**

Contract Number	Vendor	Activity	Contract Value	Allocated CIP Value	Contract Start Date	Contract Expiration Date
FQ18033D	Jacobs Engineering Group Inc	CONSULT	\$90,500,000	\$792,439	8/21/2018	5/23/2024

## (CIP0339) Rail Station Emergency Egress Improvements

FY2024 Q3

Initiative Type: Program  
Investment Program: Support Equipment/Services  
Investment Category: Business & Operations Support

Mode: Systemwide  
Location: Systemwide

### Description

This program improves first responder access and direction throughout the Metrorail system. Addresses blocked access to fire department connection (FDCs) on standpipes and sprinklers, lack of access or limited signage of evacuation shafts, and unclear emergency egress routes that could impede first responder access and customer/employee evacuation.



### Expected Outcome

Increases the safety of customers and employees by helping first responders reach emergency situations through unimpeded access to the system and improving evacuation routes for employees and customers.

### Strategic Drivers



Safety



Security



Reliability/SGR

### Overall Status

Development & Evaluation	<input type="radio"/>
Implementation & Construction	<input type="radio"/>
Operations Activation	<input type="radio"/>

In the third quarter, Change Order #2 was issued. The project also reached a significant milestone with the submission of the 100% design on March 18, 2024, which is expected to be fully approved in early April 2024.

### Budget and Funding (\$ Millions)

FY2024 Current Budget	YTD % Budget Expended
\$0.00	0.0%

FY2024 Funding Sources	YTD Expended
Formula	\$0.00
PRIIA	\$0.00
Other	\$0.00
<b>Federal Subtotal</b>	<b>\$0.00</b>
System Performance	\$0.00
Reimbursable/Other	\$0.00
DC Dedicated Funding	\$0.09
MD Dedicated Funding	\$0.08
VA Non-Restricted Dedicated Funding	\$0.06
VA Restricted Dedicated Funding	\$0.02
<b>Local Subtotal</b>	<b>\$0.25</b>
<b>Debt</b>	<b>\$0.00</b>
<b>Net Accruals</b>	<b>\$0.06</b>
<b>Total FY2024 Expenditures</b>	<b>\$0.31</b>

**(CIP0339)****Top 30 Active Contracts by Allocated CIP Value**

Contract Number	Vendor	Activity	Contract Value	Allocated CIP Value	Contract Start Date	Contract Expiration Date
FQ19172Q	CSI Engineering P C	ENGINEERING	\$6,588,000	\$431,741	10/3/2019	1/29/2025

## (CIP0341) Rail System Standpipe Replacement Program

FY2024 Q3

Initiative Type: Program  
Investment Program: Station Systems  
Investment Category: Stations and Passenger Facilities

Mode: Rail  
Location: Systemwide

### Description

This program replaces dry standpipes throughout the system that have reached the end of their useful life or need to be replaced based on asset condition.



### Expected Outcome

Replaces dry standpipes used to extinguish fires in Metrorail tunnels and station platforms to keep assets in a state of good repair and in compliance with national and local regulatory maintenance standards.

### Strategic Drivers



Safety



Security



Reliability/SGR

### Overall Status

(Programs are ongoing)

Development & Evaluation	<input type="radio"/>
Implementation & Construction	<input checked="" type="radio"/>
Operations Activation	<input type="radio"/>

In the third quarter, the Standpipe Replacement project on the A, B, & F lines (Red and Green) continued. The standpipe system was completed and tested at two locations on the Green Line, with hanger installation started at two other locations on the Green Line.

### Budget and Funding (\$ Millions)

FY2024 Current Budget	YTD % Budget Expended
\$14.26	46.1%

FY2024 Funding Sources	YTD Expended
Formula	\$0.00
PRIIA	\$0.00
Other	\$0.00
<b>Federal Subtotal</b>	<b>\$0.00</b>
System Performance	\$0.00
Reimbursable/Other	\$0.00
DC Dedicated Funding	\$0.27
MD Dedicated Funding	\$0.25
VA Non-Restricted Dedicated Funding	\$0.18
VA Restricted Dedicated Funding	\$0.05
<b>Local Subtotal</b>	<b>\$0.76</b>
<b>Debt</b>	<b>\$5.85</b>
<b>Net Accruals</b>	<b>\$0.52</b>
<b>Total FY2024 Expenditures</b>	<b>\$7.13</b>



**(CIP0341)****Top 30 Active Contracts by Allocated CIP Value**

<b>Contract Number</b>	<b>Vendor</b>	<b>Activity</b>	<b>Contract Value</b>	<b>Allocated CIP Value</b>	<b>Contract Start Date</b>	<b>Contract Expiration Date</b>
FQ18033G	Gannett Fleming Engineers and Architects	CONSULT	\$105,000,000	\$100,000	8/23/2018	8/30/2024
FQ18033B	HNTB Corporation	CONSULT	\$92,374,562	\$190,110	8/2/2018	8/2/2024
FQ18033I	AECOM-STV JV	CONSULT	\$70,000,000	\$18,976	7/1/2018	6/30/2025
FQ18033F	DHA/RK&K Joint Venture	CONSULT	\$115,000,000	\$6,000	8/16/2018	8/1/2024
FRBIR222210	Property & Environmental Management Inc	CONSTRUCTION	\$15,680,421	\$15,680,421	9/16/2022	12/29/2025
C20147	K&J Safety & Security Consulting	CONSTRUCTION	\$19,773,890	\$25,758	9/30/2020	10/31/2025
FQ18033B	HNTB Corporation	ENGINEERING	\$92,374,562	\$190,110	8/2/2018	8/2/2024

## (CIP0342) Information Technology Hardware State of Good Repair

FY2024 Q3

Initiative Type: Program  
Investment Program: IT  
Investment Category: Business & Operations Support

Mode: Systemwide  
Location: Systemwide

### Description

This program implements data center infrastructure technology improvements to achieve higher operational efficiencies, increases capacity and service availability and reduces risk to the underlying business functions and communications network.



### Expected Outcome

Supports continuity of operations by providing efficient, reliable, and secure computing and network infrastructure, communications hardware, and edge devices.

### Strategic Drivers



Safety



Security



Reliability/SGR

### Overall Status

(Programs are ongoing)

Development & Evaluation	●
Implementation & Construction	●
Operations Activation	●

In the third quarter, Metro continued its efforts in IT hardware SOGR upgrades and expansion. This included upgrading/replacing outdated hardware and software assets, performing network maintenance and expansion to support operational needs, and continuing ongoing Authority-wide PC desktop, laptop, and tablet replacements.

### Budget and Funding (\$ Millions)

FY2024 Current Budget	YTD % Budget Expended
\$17.75	50.3%

FY2024 Funding Sources	YTD Expended
Formula	\$0.00
PRIIA	\$0.00
Other	\$0.00
<b>Federal Subtotal</b>	<b>\$0.00</b>
System Performance	\$0.00
Reimbursable/Other	\$0.00
DC Dedicated Funding	\$3.03
MD Dedicated Funding	\$2.84
VA Non-Restricted Dedicated Funding	\$2.02
VA Restricted Dedicated Funding	\$0.60
<b>Local Subtotal</b>	<b>\$8.49</b>
<b>Debt</b>	<b>\$0.00</b>
<b>Net Accruals</b>	<b>(\$0.27)</b>
<b>Total FY2024 Expenditures</b>	<b>\$8.22</b>

**(CIP0342)****Top 30 Active Contracts by Allocated CIP Value**

<b>Contract Number</b>	<b>Vendor</b>	<b>Activity</b>	<b>Contract Value</b>	<b>Allocated CIP Value</b>	<b>Contract Start Date</b>	<b>Contract Expiration Date</b>
CQ18183	Mythics LLC	CONSULT	\$39,005,737	\$17,501,938	5/16/2018	5/15/2025
CQ18183	Mythics LLC	CONSULT	\$40,402,915	\$179,320	5/16/2018	5/15/2025
CIT01233567	Computer Aid Inc	CONSULT	\$2,916,514	\$555,621	7/26/2023	7/25/2024
CQ19177B	CLAVIS LLC	CONSULT	\$604,360	\$86,400	5/13/2019	5/12/2024
CIT01233279	Mythics LLC	IT_SOFTWARE_OTH	\$17,046,922	\$5,462,873	4/11/2023	12/31/2024
CQ19104	Dell Marketing LP	IT_HARDWARE_OTH	\$194,300,000	\$1,872,943	7/23/2019	7/22/2024
CQ20006	CMG Media Ventures LLC	EQUIP_MATL	\$82,320	\$81,420	10/4/2019	10/3/2024
CQ19104	Dell Marketing LP	IT_HARDWARE_OTH	\$194,300,000	\$46,112	7/23/2019	7/22/2024

## (CIP0343) Information Technology Software State of Good Repair

FY2024 Q3

Initiative Type: Program

Investment Program: IT

Investment Category: Business & Operations Support

Mode: Systemwide

Location:

### Description

This program supports state of good repair activities for critical software applications including web applications, cybersecurity, rail operations, enterprise resource planning (ERP) systems.



### Expected Outcome

Provides continuity of operations and data security of critical information software applications.

### Strategic Drivers



Safety



Security



Reliability/SGR

### Overall Status

(Programs are ongoing)

Development & Evaluation	<input type="radio"/>
Implementation & Construction	<input type="radio"/>
Operations Activation	<input type="radio"/>

### Budget and Funding (\$ Millions)

FY2024 Current Budget	YTD % Budget Expended
\$0.00	0.0%

FY2024 Funding Sources	YTD Expended
Formula	\$0.00
PRIIA	\$0.00
Other	\$0.00
<b>Federal Subtotal</b>	<b>\$0.00</b>
System Performance	\$0.00
Reimbursable/Other	\$0.00
DC Dedicated Funding	\$0.00
MD Dedicated Funding	\$0.00
VA Non-Restricted Dedicated Funding	\$0.00
VA Restricted Dedicated Funding	\$0.00
<b>Local Subtotal</b>	<b>\$0.00</b>
<b>Debt</b>	<b>\$0.00</b>
<b>Net Accruals</b>	<b>\$0.00</b>
<b>Total FY2024 Expenditures</b>	<b>\$0.00</b>

There are no active contracts associated with this CIP

## (CIP0344) IT Program Management Support

FY2024 Q3

Initiative Type:

Investment Program:

Investment Category:

### Description

Mode:

Location:



### Expected Outcome

### Strategic Drivers



Safety



Security



Reliability/SGR

### Overall Status

Development & Evaluation	<input type="radio"/>
Implementation & Construction	<input type="radio"/>
Operations Activation	<input type="radio"/>

### Budget and Funding (\$ Millions)

FY2024 Current Budget	YTD % Budget Expended
\$0.00	0.0%

FY2024 Funding Sources	YTD Expended
Formula	\$0.00
PRIIA	\$0.00
Other	\$0.00
<b>Federal Subtotal</b>	<b>\$0.00</b>
System Performance	\$0.00
Reimbursable/Other	\$0.00
DC Dedicated Funding	\$0.00
MD Dedicated Funding	\$0.00
VA Non-Restricted Dedicated Funding	\$0.00
VA Restricted Dedicated Funding	\$0.00
<b>Local Subtotal</b>	<b>\$0.00</b>
<b>Debt</b>	<b>\$0.00</b>
<b>Net Accruals</b>	<b>\$0.00</b>
<b>Total FY2024 Expenditures</b>	<b>\$0.00</b>

There are no active contracts associated with this CIP

## (CIP0345) Shady Grove Stairway

FY2024 Q3

Initiative Type:

Investment Program:

Investment Category:

### Description

Mode:

Location:



### Expected Outcome

### Strategic Drivers



Safety



Security



Reliability/SGR

### Overall Status

Development & Evaluation	<input type="radio"/>
Implementation & Construction	<input type="radio"/>
Operations Activation	<input type="radio"/>

### Budget and Funding (\$ Millions)

FY2024 Current Budget	YTD % Budget Expended
\$0.00	0.0%

FY2024 Funding Sources	YTD Expended
Formula	\$0.00
PRIIA	\$0.00
Other	\$0.00
<b>Federal Subtotal</b>	<b>\$0.00</b>
System Performance	\$0.00
Reimbursable/Other	\$0.00
DC Dedicated Funding	\$0.00
MD Dedicated Funding	\$0.00
VA Non-Restricted Dedicated Funding	\$0.00
VA Restricted Dedicated Funding	\$0.00
<b>Local Subtotal</b>	<b>\$0.00</b>
<b>Debt</b>	<b>\$0.00</b>
<b>Net Accruals</b>	<b>(\$0.06)</b>
<b>Total FY2024 Expenditures</b>	<b>(\$0.06)</b>



**(CIP0345)****Top 30 Active Contracts by Allocated CIP Value**

<b>Contract Number</b>	<b>Vendor</b>	<b>Activity</b>	<b>Contract Value</b>	<b>Allocated CIP Value</b>	<b>Contract Start Date</b>	<b>Contract Expiration Date</b>
FQ18033G	Gannett Fleming Engineers and Architects	CONSULT	\$105,000,000	\$50,000	8/23/2018	8/30/2024

## (CIP0347) Accounting Capital Program Support

FY2024 Q3

Initiative Type: Program  
Investment Program: Support Equipment/Services  
Investment Category: Business & Operations Support

Mode: Systemwide  
Location: Systemwide

### Description

This program provides accounting support to Metro's capital program. This includes tracking depreciation, maintaining an inventory of capital assets, reviewing invoices for projects and communicating with stakeholders.



### Expected Outcome

Financial reporting entries for expenses and capital assets. This includes documenting depreciation of fixed assets and conducting a biannual inventory of capital assets. This program supports accurate and reliable financial reporting.

### Strategic Drivers



Safety



Security



Reliability/SGR

### Overall Status

(Programs are ongoing)

Development & Evaluation	<input type="radio"/>
Implementation & Construction	<input type="radio"/>
Operations Activation	<input type="radio"/>

Continuous support to provide accounting services to the capital program, including review and control of expenditures and maintaining an inventory of capital assets.

### Budget and Funding (\$ Millions)

FY2024 Current Budget	YTD % Budget Expended
\$2.36	76.2%

FY2024 Funding Sources	YTD Expended
Formula	\$0.00
PRIIA	\$0.00
Other	\$0.00
<b>Federal Subtotal</b>	<b>\$0.00</b>
System Performance	\$1.11
Reimbursable/Other	\$0.00
DC Dedicated Funding	\$0.00
MD Dedicated Funding	\$0.00
VA Non-Restricted Dedicated Funding	\$0.00
VA Restricted Dedicated Funding	\$0.00
<b>Local Subtotal</b>	<b>\$1.11</b>
<b>Debt</b>	<b>\$0.00</b>
<b>Net Accruals</b>	<b>\$0.05</b>
<b>Total FY2024 Expenditures</b>	<b>\$1.16</b>

(CIP0347)

Top 30 Active Contracts by Allocated CIP Value

There are no active contracts associated with this CIP

## (CIP0348) Structural Rehabilitation - Package A

FY2024 Q3

Initiative Type: Project  
Investment Program: Structures  
Investment Category: Track and Structures Rehabilitation

Mode: Rail  
Location: Systemwide

### Description

This project rehabilitates structural and system components of bridges, aerial structures, and the station platform canopy at Rockville Station.



### Expected Outcome

Addresses structural issues on bridges, aerial structures, and the Rockville Station canopy identified during Metro safety inspections. Prevents emergency shutdowns of rail service due to structural deficiencies.

### Strategic Drivers



Safety



Security



Reliability/SGR

### Overall Status

Development & Evaluation	
Implementation & Construction	
Operations Activation	

In the third quarter, the project continued its work at Grosvenor, Minnesota, Naylor, and Branch Ave Aerial structures. At Minnesota and Naylor, the project finalized interior beam work and completed remaining anchorage repairs through punch-out inspection, pre-final inspection, and final inspection at Naylor. Progress was made on the TB1 and TB2 construction activities at Minnesota (D&G).

For Grosvenor and D&G lines (Minnesota Ave.) Connector, piers rehabilitation continued with the completion of 76 out of 91 hammerhead concrete pours, 68 end caps, 68 post-tensioning, and 42 grout pads. Additionally, CSX approved the Construction Grade Crossing Permit, and the Corps of Engineers issued the Anacostia River Barge permit needed to perform work.

### Budget and Funding (\$ Millions)

FY2024 Current Budget	YTD % Budget Expended
\$20.29	77.1%

FY2024 Funding Sources	YTD Expended
Formula	\$0.00
PRIIA	\$0.00
Other	\$0.00
<b>Federal Subtotal</b>	<b>\$0.00</b>
System Performance	\$0.00
Reimbursable/Other	\$0.00
DC Dedicated Funding	\$0.00
MD Dedicated Funding	\$0.00
VA Non-Restricted Dedicated Funding	\$0.00
VA Restricted Dedicated Funding	\$0.00
<b>Local Subtotal</b>	<b>\$0.00</b>
<b>Debt</b>	<b>\$17.70</b>
<b>Net Accruals</b>	<b>(\$1.41)</b>
<b>Total FY2024 Expenditures</b>	<b>\$16.29</b>

**(CIP0348)****Top 30 Active Contracts by Allocated CIP Value**

<b>Contract Number</b>	<b>Vendor</b>	<b>Activity</b>	<b>Contract Value</b>	<b>Allocated CIP Value</b>	<b>Contract Start Date</b>	<b>Contract Expiration Date</b>
FQ18033G	Gannett Fleming Engineers and Architects	CONSULT	\$105,000,000	\$20,000	8/23/2018	8/30/2024
FQ18033F	DHA/RK&K Joint Venture	CONSULT	\$115,000,000	\$3,480,092	8/16/2018	8/1/2024
FQ18033A	Parsons Transportation Group Inc	CONSULT	\$83,700,000	\$1,478,636	9/24/2018	8/1/2024
FQ15190A	AECOM, USA, INC.	CONSULT	\$30,500,000	\$304,137	3/29/2018	6/30/2024
FQ18033A	Parsons Transportation Group Inc	CONSULT	\$80,500,000	\$290,949	9/24/2018	8/1/2024
FQ18033C	WSP USA Inc.	CONSULT	\$90,950,000	\$179,376	8/15/2018	5/31/2024
FQ19172G	Gannett Fleming Engineers and Architects	CONSULT	\$77,800,000	\$830,350	10/3/2019	11/14/2024
FIRPG211113	W M Schlosser Co Inc	CONSTRUCTION	\$69,344,952	\$16,079,445	4/8/2021	12/30/2024
FQ18033B	HNTB Corporation	ENGINEERING	\$92,374,562	\$107,095	8/2/2018	8/2/2024
C20113	Transportation Management Service Inc	3RD_PARTY	\$27,817,629	\$22,190	5/22/2020	5/21/2024
FQ19172G	Gannett Fleming Engineers and Architects	ENGINEERING	\$70,250,000	\$755,933	10/3/2019	10/3/2024
FQ19172G	Gannett Fleming Engineers and Architects	ENGINEERING	\$73,000,000	\$454,059	10/3/2019	10/3/2024
FQ19172G	Gannett Fleming Engineers and Architects	ENGINEERING	\$70,500,000	\$363,026	10/3/2019	10/3/2024
FQ19172G	Gannett Fleming Engineers and Architects	ENGINEERING	\$75,250,000	\$93,404	10/3/2019	10/3/2024

## (CIP0349) Yellow Line Tunnel and Bridge Rehabilitation

FY2024 Q3

Initiative Type: Project  
Investment Program: Structures  
Investment Category: Track and Structures Rehabilitation

Mode: Rail  
Location: District of Columbia

### Description

This project rehabilitates sections of tunnel and the Potomac River Bridge located between L'Enfant Plaza and Pentagon Stations.



### Expected Outcome

Prevents failure of the Yellow Line tunnel by addressing structural degradation of the tunnel liner. Extends the life of the tunnel and bridge to maintain the continuity of service and safety of Metro's customers and employees.

### Strategic Drivers



Safety



Security



Reliability/SGR

### Overall Status

Development & Evaluation	
Implementation & Construction	
Operations Activation	

In the third quarter, the Yellow Line Bridge and Tunnel Rehabilitation project focused on finalizing as-built CAD files, installing panel board schedules, and resolving a cable issue with field visits for re-testing. Additionally, a warranty walk for steel tunnel leak mitigation monitoring occurred during this period.

### Budget and Funding (\$ Millions)

FY2024 Current Budget	YTD % Budget Expended
\$11.56	75.4%

FY2024 Funding Sources	YTD Expended
Formula	\$1.80
PRIIA	(\$16.25)
Other	\$0.00
<b>Federal Subtotal</b>	<b>(\$14.44)</b>
System Performance	\$0.00
Reimbursable/Other	\$0.00
DC Dedicated Funding	\$0.00
MD Dedicated Funding	\$0.00
VA Non-Restricted Dedicated Funding	\$0.00
VA Restricted Dedicated Funding	\$0.00
<b>Local Subtotal</b>	<b>\$0.00</b>
<b>Debt</b>	<b>\$31.16</b>
<b>Net Accruals</b>	<b>(\$6.62)</b>
<b>Total FY2024 Expenditures</b>	<b>\$10.10</b>

**(CIP0349)****Top 30 Active Contracts by Allocated CIP Value**

<b>Contract Number</b>	<b>Vendor</b>	<b>Activity</b>	<b>Contract Value</b>	<b>Allocated CIP Value</b>	<b>Contract Start Date</b>	<b>Contract Expiration Date</b>
FQ18033B	HNTB Corporation	CONSULT	\$92,374,562	\$736,500	8/2/2018	8/2/2024
FQ18033A	Parsons Transportation Group Inc	CONSULT	\$83,700,000	\$149,815	9/24/2018	8/1/2024
FQ18033B	HNTB Corporation	CONSULT	\$106,860,293	\$53,961	8/2/2018	8/2/2024
C20147	K&J Safety & Security Consulting	CONSTRUCTION	\$19,773,890	\$64,243	9/30/2020	10/31/2025
FQ18033B	HNTB Corporation	ENGINEERING	\$92,374,562	\$736,500	8/2/2018	8/2/2024
FQ18033A	Parsons Transportation Group Inc	ENGINEERING	\$83,700,000	\$299,968	9/24/2018	8/1/2024
C20113	Transportation Management Service Inc	3RD_PARTY	\$27,817,629	\$83,214	5/22/2020	5/21/2024
FQ19172N	RK&K	ENGINEERING	\$10,050,000	\$8,216,591	10/3/2019	10/3/2024
FQ19172N	RK&K	ENGINEERING	\$13,500,000	\$2,409,766	10/3/2019	10/3/2024
FQ19172G	Gannett Fleming Engineers and Architects	CONSTRUCTION	\$70,250,000	\$189,574	10/3/2019	10/3/2024
FQ19172N	RK&K	CONSTRUCTION	\$11,050,000	\$133,341	10/3/2019	10/3/2024
FQ19172N	RK&K	CONSTRUCTION	\$13,500,000	\$59,362	10/3/2019	10/3/2024

## (CIP0352) Rail Station Platform Canopy Rehabilitation Program

FY2024 Q3

Initiative Type: Program  
Investment Program: Platforms & Structures  
Investment Category: Stations and Passenger Facilities

Mode: Rail  
Location: Systemwide

### Description

This program replaces or rehabilitates platform canopies at various Metrorail stations to maintain them in a state of good repair.



### Expected Outcome

Provides customers with shelter from the elements on outdoor platforms and extends the life of Metro's platform assets and helps prevent future safety issues.

### Strategic Drivers



Safety



Security



Reliability/SGR

### Overall Status

(Programs are ongoing)

Development & Evaluation	<input type="radio"/>
Implementation & Construction	<input checked="" type="radio"/>
Operations Activation	<input type="radio"/>

No activities , Project is in close out phase.

### Budget and Funding (\$ Millions)

FY2024 Current Budget	YTD % Budget Expended
\$0.00	0.0%

FY2024 Funding Sources	YTD Expended
Formula	\$0.00
PRIIA	\$0.00
Other	\$0.00
<b>Federal Subtotal</b>	<b>\$0.00</b>
System Performance	\$0.00
Reimbursable/Other	\$0.00
DC Dedicated Funding	\$0.03
MD Dedicated Funding	\$0.02
VA Non-Restricted Dedicated Funding	\$0.02
VA Restricted Dedicated Funding	\$0.00
<b>Local Subtotal</b>	<b>\$0.07</b>
<b>Debt</b>	<b>\$0.00</b>
<b>Net Accruals</b>	<b>(\$0.06)</b>
<b>Total FY2024 Expenditures</b>	<b>\$0.01</b>



**(CIP0352)****Top 30 Active Contracts by Allocated CIP Value**

<b>Contract Number</b>	<b>Vendor</b>	<b>Activity</b>	<b>Contract Value</b>	<b>Allocated CIP Value</b>	<b>Contract Start Date</b>	<b>Contract Expiration Date</b>
FQ18033G	Gannett Fleming Engineers and Architects	CONSULT	\$105,000,000	\$450,000	8/23/2018	8/30/2024
FQ18033F	DHA/RK&K Joint Venture	CONSULT	\$115,000,000	\$19,658	8/16/2018	8/1/2024
FQ19172G	Gannett Fleming Engineers and Architects	ENGINEERING	\$70,250,000	\$14,969	10/3/2019	10/3/2024

## (CIP0354) ePerformance and eCompensation Upgrades

FY2024 Q3

Initiative Type: Project  
Investment Program: IT  
Investment Category: Business & Operations Support

Mode: Systemwide  
Location: Systemwide

### Description

This project develops and deploys new modules for ePerformance and eCompensation, including the design, requirements, development, testing, and deployment of these modules.



### Expected Outcome

Aligns organizational resources and systems for employee performance to improve analysis of performance-related metrics and increase options for data-driven gap analysis. Improves compensation programs for employees through planning, administration, and reporting activities.

### Strategic Drivers



Safety



Security



Reliability/SGR

### Overall Status

Development & Evaluation	<input type="radio"/>
Implementation & Construction	<input checked="" type="radio"/>
Operations Activation	<input checked="" type="radio"/>

The final work on this CAP project was completed by the contractor and paid out in Q2. There were no activities under this CIP in Q3. Any further activities will be addressed as Operating expenses

### Budget and Funding (\$ Millions)

FY2024 Current Budget	YTD % Budget Expended
\$0.21	22.4%

FY2024 Funding Sources	YTD Expended
Formula	\$0.00
PRIIA	\$0.00
Other	\$0.00
<b>Federal Subtotal</b>	<b>\$0.00</b>
System Performance	\$0.00
Reimbursable/Other	\$0.00
DC Dedicated Funding	\$0.03
MD Dedicated Funding	\$0.03
VA Non-Restricted Dedicated Funding	\$0.02
VA Restricted Dedicated Funding	\$0.01
<b>Local Subtotal</b>	<b>\$0.08</b>
<b>Debt</b>	<b>\$0.00</b>
<b>Net Accruals</b>	<b>(\$0.03)</b>
<b>Total FY2024 Expenditures</b>	<b>\$0.05</b>

There are no active contracts associated with this CIP

## (CIP0355) Zero Emission Bus Acquisition and Evaluation

FY2024 Q3

Initiative Type: Project  
Investment Program: Acquisition  
Investment Category: Bus, Bus Facilities & Paratransit

Mode: Bus  
Location: Systemwide

### Description

This project purchases electric buses and evaluates the transition of the fleet to zero emissions technology. Results of the evaluation will inform, guide, and direct Metro's future bus fleet strategy and plans for supporting equipment and infrastructure.



### Expected Outcome

Results of the pilot will inform and guide Metro's strategy for the future bus fleet. Zero-emission buses are expected to bring value by reducing local air pollution, providing a quieter, smoother ride and supporting a more livable region.

### Strategic Drivers



Safety



Security



Reliability/SGR

### Overall Status

Development & Evaluation	
Implementation & Construction	
Operations Activation	

In the third quarter, the electric bus initiative adjusted its delivery schedule. Initially, 5 buses were expected from New Flyer in FY24, but due to delays, the forecast was revised to receiving 2 in FY24 and 3 in FY25. Additionally, 5 more buses are now anticipated in late FY25, bringing the total to 8 battery-electric buses delivered in FY25.

### Budget and Funding (\$ Millions)

FY2024 Current Budget	YTD % Budget Expended
\$10.55	92.1%

FY2024 Funding Sources	YTD Expended
Formula	\$3.33
PRIIA	\$0.00
Other	\$0.00
<b>Federal Subtotal</b>	<b>\$3.33</b>
System Performance	\$0.00
Reimbursable/Other	\$0.00
DC Dedicated Funding	\$0.01
MD Dedicated Funding	\$0.01
VA Non-Restricted Dedicated Funding	\$0.01
VA Restricted Dedicated Funding	\$0.00
<b>Local Subtotal</b>	<b>\$0.02</b>
<b>Debt</b>	<b>\$6.07</b>
<b>Net Accruals</b>	<b>\$0.11</b>
<b>Total FY2024 Expenditures</b>	<b>\$9.53</b>

**(CIP0355)****Top 30 Active Contracts by Allocated CIP Value**

Contract Number	Vendor	Activity	Contract Value	Allocated CIP Value	Contract Start Date	Contract Expiration Date
C20102L	WSP USA Inc.	CONSULT	\$7,948,551	\$5,622,088	10/1/2020	9/30/2024
C20102L	WSP USA Inc.	CONSULT	\$7,948,551	\$263,907	10/1/2020	9/30/2024
FQ19172A	AECOM, USA, INC.	CONSULT	\$16,200,000	\$191,739	10/3/2019	10/3/2024
0000007759	Center for Transportation & Environment	CONSULT	\$418,996	\$39,496	12/28/2020	4/30/2024
FQ19144B-2	Hensel Phelps Construction Co	CONSTRUCTION	\$252,911,000	\$1,945,690	10/8/2021	3/31/2027
FQ19144B-2	Hensel Phelps Construction Co	CONSTRUCTION	\$252,911,000	\$1,873,809	10/8/2021	3/31/2027
FQ19144B-2	Hensel Phelps Construction Co	CONSTRUCTION	\$266,664,658	\$306,167	10/8/2021	3/31/2027
CBMNT222089NF	New Flyer of America Inc	BUSES_40-42_FT	\$7,096,170	\$7,096,170	2/21/2023	12/31/2026
CBMNT222089NF	New Flyer of America Inc	SPARE_PARTS	\$7,096,170	\$7,096,170	2/21/2023	12/31/2026
CBMNT222089NF	New Flyer of America Inc	TRAINING	\$7,096,170	\$7,096,170	2/21/2023	12/31/2026
COBTR222336-BTK	Rosendin Electric Inc	EQUIP_MATL	\$2,098,653	\$2,098,653	2/7/2023	2/6/2026
FQ19172A	AECOM, USA, INC.	CONSTRUCTION	\$16,400,000	\$119,549	10/3/2019	11/14/2024

## (CIP0356) Tunnel Ventilation Improvements - Red Line Pilot

FY2024 Q3

Initiative Type: Project  
Investment Program: Structures  
Investment Category: Track and Structures Rehabilitation

Mode: Rail  
Location: District of Columbia

### Description

The project performs a pilot and evaluation to add ventilation fans and upgrade shaft components. The pilot will be implemented on the Red Line between Woodley Park through Cleveland Park Metrorail Stations. If successful, the project will serve as a proof of concept for future designs across the Metrorail System and will be used to update Metro's ventilation design criteria.



### Expected Outcome

Improves ventilation infrastructure to expel smoke from tunnels in the event of a fire incident.

### Strategic Drivers



Safety



Security



Reliability/SGR

### Overall Status

Development & Evaluation	
Implementation & Construction	
Operations Activation	

In the third quarter, progress continued on the Tunnel Vent - Red Line Pilot project. At Cleveland Park, switchgear was delivered to the primary AC Room, with ongoing testing and inspection in preparation for PEPCO to re-energize the feeder, expected in mid-April. Demolition and preparation for de-energization of the primary AC Room at Woodley Park also continued, pending PEPCO confirmation, with switchgear delivered. Fans, dampers, and miscellaneous framing steel switchgear were delivered to both Woodley Park and Cleveland Park platforms. Additionally, PLC manufacturing testing and laboratory testing for redundancy and signaling were completed. Multiple construction activities were also completed to ensure proper airflow separation between tunnels, fire-stop conduit openings, and to mitigate radio interference issues.

### Budget and Funding (\$ Millions)

FY2024 Current Budget	YTD % Budget Expended
\$9.14	136.5%

FY2024 Funding Sources	YTD Expended
Formula	\$0.00
PRIIA	\$0.00
Other	\$0.00
<b>Federal Subtotal</b>	<b>\$0.00</b>
System Performance	\$0.00
Reimbursable/Other	\$0.00
DC Dedicated Funding	\$0.04
MD Dedicated Funding	\$0.04
VA Non-Restricted Dedicated Funding	\$0.03
VA Restricted Dedicated Funding	\$0.01
<b>Local Subtotal</b>	<b>\$0.11</b>
<b>Debt</b>	<b>\$10.74</b>
<b>Net Accruals</b>	<b>\$0.19</b>
<b>Total FY2024 Expenditures</b>	<b>\$11.04</b>

**(CIP0356)****Top 30 Active Contracts by Allocated CIP Value**

<b>Contract Number</b>	<b>Vendor</b>	<b>Activity</b>	<b>Contract Value</b>	<b>Allocated CIP Value</b>	<b>Contract Start Date</b>	<b>Contract Expiration Date</b>
FQ18033G	Gannett Fleming Engineers and Architects	CONSULT	\$105,000,000	\$5,159,993	8/23/2018	8/30/2024
FQ18033C	WSP USA Inc.	CONSULT	\$90,950,000	\$717,505	8/15/2018	5/31/2024
FQ18033B	HNTB Corporation	CONSULT	\$92,374,562	\$119,781	8/2/2018	8/2/2024
FQ18033B	HNTB Corporation	CONSULT	\$106,860,293	\$106,929	8/2/2018	8/2/2024
FIRPG211104	Potomac Construction Co Inc	CONSTRUCTION	\$34,905,091	\$33,944,083	4/16/2021	10/30/2024
FIRPG211104	Potomac Construction Co Inc	CONSTRUCTION	\$34,905,091	\$961,008	4/16/2021	10/30/2024
FIRPG211104-A	Potomac Construction Co Inc	CONSTRUCTION	\$34,751,268	\$795,000	4/16/2021	8/22/2024
CIT01211282	Copper River Information Technology	EQUIP_MATL	\$22,061,314	\$48,290	7/26/2021	7/31/2024
FQ19172M	Mott MacDonald-WSP Joint Venture	ENGINEERING	\$10,000,000	\$985,337	10/3/2019	10/3/2024
FQ19172M	Mott MacDonald-WSP Joint Venture	CONSTRUCTION	\$50,000,000	\$200,826	10/3/2019	10/3/2024



## (CIP0357) Cybersecurity Legacy Software Improvements

FY2024 Q3

Initiative Type: Project  
Investment Program: IT  
Investment Category: Business & Operations Support

Mode: Systemwide  
Location: Systemwide

### Description

This project will improve, maintain and upgrade applications to improve cybersecurity.



### Expected Outcome

Protects Metro IT systems from cybersecurity risks through direct improvements, maintenance and upgrade of existing systems and technologies across the system.

### Strategic Drivers



Safety



Security



Reliability/SGR

### Overall Status

Development & Evaluation	<input type="radio"/>
Implementation & Construction	<input checked="" type="radio"/>
Operations Activation	<input type="radio"/>

Continued deployment and maintenance of a small set of technologies that protect WMATA networks.

### Budget and Funding (\$ Millions)

FY2024 Current Budget	YTD % Budget Expended
\$3.46	88.8%

FY2024 Funding Sources	YTD Expended
Formula	\$0.00
PRIIA	\$0.00
Other	\$0.00
<b>Federal Subtotal</b>	<b>\$0.00</b>
System Performance	\$0.00
Reimbursable/Other	\$0.00
DC Dedicated Funding	\$1.07
MD Dedicated Funding	\$1.00
VA Non-Restricted Dedicated Funding	\$0.71
VA Restricted Dedicated Funding	\$0.21
<b>Local Subtotal</b>	<b>\$3.00</b>
<b>Debt</b>	<b>\$0.00</b>
<b>Net Accruals</b>	<b>\$0.07</b>
<b>Total FY2024 Expenditures</b>	<b>\$3.07</b>



There are no active contracts associated with this CIP

## (CIP0358) Business Systems State of Good Repair

FY2024 Q3

Initiative Type: Program

Investment Program: IT

Investment Category: Business & Operations Support

Mode: Systemwide

Location: Systemwide

### Description

This program supports state of good repair activities for critical business applications including web applications, timekeeping and enterprise resource planning (ERP) systems.



### Expected Outcome

Provides continuity of operations and data security of critical information software applications.

### Strategic Drivers



Safety



Security



Reliability/SGR

### Overall Status

(Programs are ongoing)

Development & Evaluation	<input type="radio"/>
Implementation & Construction	<input type="radio"/>
Operations Activation	<input type="radio"/>

Ongoing O&M support services for subledgers 1 thru 11.

### Budget and Funding (\$ Millions)

FY2024 Current Budget	YTD % Budget Expended
\$14.21	77.3%

FY2024 Funding Sources	YTD Expended
Formula	\$0.00
PRIIA	\$0.00
Other	\$0.00
<b>Federal Subtotal</b>	<b>\$0.00</b>
System Performance	\$0.00
Reimbursable/Other	\$0.00
DC Dedicated Funding	\$3.75
MD Dedicated Funding	\$3.50
VA Non-Restricted Dedicated Funding	\$2.50
VA Restricted Dedicated Funding	\$0.74
<b>Local Subtotal</b>	<b>\$10.49</b>
<b>Debt</b>	<b>\$0.00</b>
<b>Net Accruals</b>	<b>\$0.24</b>
<b>Total FY2024 Expenditures</b>	<b>\$10.74</b>

There are no active contracts associated with this CIP

## (CIP0359) Enterprise Technology Platforms State of Good Repair

FY2024 Q3

Initiative Type: Program

Investment Program: IT

Investment Category: Business & Operations Support

Mode: Systemwide

Location: Systemwide

### Description

This program supports state of good repair activities for critical enterprise shared services including business intelligence, storing and building data structures and other enterprise tools.



### Expected Outcome

This program supports tools and applications, as well as other shared services, utilized by both the Metro Business and Transit teams for their day-to-day sustainment operations.

### Strategic Drivers



Safety



Security



Reliability/SGR

### Overall Status

(Programs are ongoing)

Development & Evaluation	<input type="radio"/>
Implementation & Construction	<input type="radio"/>
Operations Activation	<input type="radio"/>

Contractor continues to provide O&M support services.

### Budget and Funding (\$ Millions)

FY2024 Current Budget	YTD % Budget Expended
\$4.54	75.0%

FY2024 Funding Sources	YTD Expended
Formula	\$0.00
PRIIA	\$0.00
Other	\$0.00
<b>Federal Subtotal</b>	<b>\$0.00</b>
System Performance	\$3.03
Reimbursable/Other	\$0.00
DC Dedicated Funding	\$0.00
MD Dedicated Funding	\$0.00
VA Non-Restricted Dedicated Funding	\$0.00
VA Restricted Dedicated Funding	\$0.00
<b>Local Subtotal</b>	<b>\$3.03</b>
<b>Debt</b>	<b>\$0.00</b>
<b>Net Accruals</b>	<b>\$0.38</b>
<b>Total FY2024 Expenditures</b>	<b>\$3.41</b>

There are no active contracts associated with this CIP

## (CIP0360) Transit Systems State of Good Repair

FY2024 Q3

Initiative Type: Program

Investment Program: IT

Investment Category: Business & Operations Support

Mode: Systemwide

Location: Systemwide

### Description

This program supports state of good repair activities for critical transit applications including Bus, Rail, Asset Management, Safety and Metro Transit Police Department (MTPD) systems.



### Expected Outcome

Metro will continue to support the customer-facing services and related applications. This includes support for MTPD, Safety, Asset Management related to engineering and infrastructure assets, Geographic information system, Fare Collection, and other customer-facing websites.

### Strategic Drivers



Safety



Security



Reliability/SGR

### Overall Status

(Programs are ongoing)

Development & Evaluation	<input type="radio"/>
Implementation & Construction	<input type="radio"/>
Operations Activation	<input type="radio"/>

Contractor continues to provide O&M support services.

### Budget and Funding (\$ Millions)

FY2024 Current Budget	YTD % Budget Expended
\$10.28	70.4%

FY2024 Funding Sources	YTD Expended
Formula	\$0.00
PRIIA	\$0.00
Other	\$0.00
<b>Federal Subtotal</b>	<b>\$0.00</b>
System Performance	\$6.91
Reimbursable/Other	\$0.00
DC Dedicated Funding	\$0.12
MD Dedicated Funding	\$0.11
VA Non-Restricted Dedicated Funding	\$0.08
VA Restricted Dedicated Funding	\$0.02
<b>Local Subtotal</b>	<b>\$7.24</b>
<b>Debt</b>	<b>\$0.00</b>
<b>Net Accruals</b>	<b>\$0.00</b>
<b>Total FY2024 Expenditures</b>	<b>\$7.24</b>

There are no active contracts associated with this CIP

## (CIP0361) Service Oriented Architecture (SOA) Program

FY2024 Q3

Initiative Type: Program

Investment Program: IT

Investment Category: Business & Operations Support

Mode: Systemwide

Location: Systemwide

### Description

Service-Oriented Architecture (SOA) application platform enables organizations to share independent services to accomplish business goals. SOA enables the development of applications to be more efficient and secure. This supports the ability to adjust applications to align with changing business needs.

### Expected Outcome

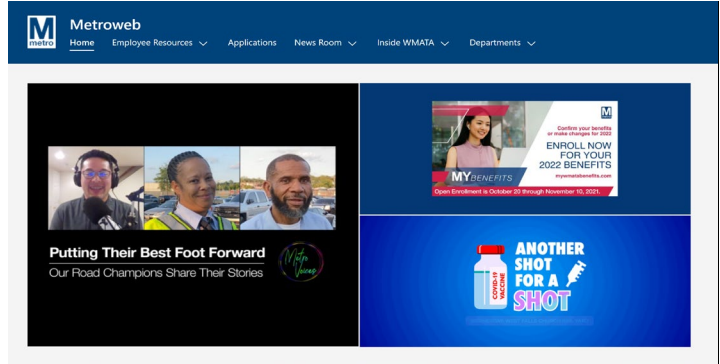
SOA offers flexibility by providing infrastructure automation and tools, thereby achieving a reduction in integration costs, as well as their efficient and effective coordination. SOA architecture enables IT structures to align to business goals.

### Overall Status

(Programs are ongoing)

Development & Evaluation	<input type="radio"/>
Implementation & Construction	<input type="radio"/>
Operations Activation	<input type="radio"/>

Six consultants onboarded mid-December 2023 for six-month contract; work on backlog items are in process.



### Strategic Drivers



Safety



Security



Reliability/SGR

### Budget and Funding (\$ Millions)

FY2024 Current Budget	YTD % Budget Expended
\$1.21	53.5%

FY2024 Funding Sources	YTD Expended
Formula	\$0.00
PRIIA	\$0.00
Other	\$0.00
<b>Federal Subtotal</b>	<b>\$0.00</b>
System Performance	\$0.47
Reimbursable/Other	\$0.00
DC Dedicated Funding	\$0.00
MD Dedicated Funding	\$0.00
VA Non-Restricted Dedicated Funding	\$0.00
VA Restricted Dedicated Funding	\$0.00
<b>Local Subtotal</b>	<b>\$0.47</b>
<b>Debt</b>	<b>\$0.00</b>
<b>Net Accruals</b>	<b>\$0.17</b>
<b>Total FY2024 Expenditures</b>	<b>\$0.65</b>



There are no active contracts associated with this CIP

## (CIP0362) Independent Verification & Validation program

FY2024 Q3

Initiative Type: Program

Investment Program: IT

Investment Category: Business & Operations Support

Mode: Systemwide

Location: Systemwide

### Description

For software products, the IV&V org. performs reviews of source code, examines product documentation, and analyzes algorithms for static verification. It also performs dynamic verification by different testing methods such as integration testing to ensure all software units (modules) are integrated, tested, and working. Functional testing ensures that user requirements are met. Additionally, system testing is performed throughout the software and hardware system to ensure it is working as required.



### Expected Outcome

The IV&V program will reduce discrepancies in the product quality and specifications. The program will also ensure that developers are adhering to Metro regulations and standards.

### Strategic Drivers



Safety



Security



Reliability/SGR

### Overall Status

(Programs are ongoing)

Development & Evaluation	<input type="radio"/>
Implementation & Construction	<input type="radio"/>
Operations Activation	<input type="radio"/>

This project is currently on hold pending further review in efforts to approve.

### Budget and Funding (\$ Millions)

FY2024 Current Budget	YTD % Budget Expended
\$0.20	0.0%

FY2024 Funding Sources	YTD Expended
Formula	\$0.00
PRIIA	\$0.00
Other	\$0.00
<b>Federal Subtotal</b>	<b>\$0.00</b>
System Performance	\$0.00
Reimbursable/Other	\$0.00
DC Dedicated Funding	\$0.00
MD Dedicated Funding	\$0.00
VA Non-Restricted Dedicated Funding	\$0.00
VA Restricted Dedicated Funding	\$0.00
<b>Local Subtotal</b>	<b>\$0.00</b>
<b>Debt</b>	<b>\$0.00</b>
<b>Net Accruals</b>	<b>\$0.00</b>
<b>Total FY2024 Expenditures</b>	<b>\$0.00</b>

There are no active contracts associated with this CIP

## (CIP0363) Cyber Security

FY2024 Q3

Initiative Type: Program

Mode:

Investment Program: IT

Location:

Investment Category: Business & Operations Support

### Description



### Expected Outcome

### Strategic Drivers



Safety



Security



Reliability/SGR

### Overall Status

Development & Evaluation	<input type="radio"/>
Implementation & Construction	<input type="radio"/>
Operations Activation	<input type="radio"/>

### Budget and Funding (\$ Millions)

FY2024 Current Budget	YTD % Budget Expended
\$1.50	0.0%

FY2024 Funding Sources	YTD Expended
Formula	\$0.00
PRIIA	\$0.00
Other	\$0.00
<b>Federal Subtotal</b>	<b>\$0.00</b>
System Performance	\$0.00
Reimbursable/Other	\$0.00
DC Dedicated Funding	\$0.00
MD Dedicated Funding	\$0.00
VA Non-Restricted Dedicated Funding	\$0.00
VA Restricted Dedicated Funding	\$0.00
<b>Local Subtotal</b>	<b>\$0.00</b>
<b>Debt</b>	<b>\$0.00</b>
<b>Net Accruals</b>	<b>\$0.00</b>
<b>Total FY2024 Expenditures</b>	<b>\$0.00</b>

There are no active contracts associated with this CIP

## (CIP0370) Structural Rehabilitation – Package B

FY2024 Q3

Initiative Type: Project  
Investment Program: Structures  
Investment Category: Track and Structures Rehabilitation

Mode: Rail  
Location: Systemwide

### Description

This project rehabilitates bridges and aerial structures.



### Expected Outcome

Address issues on bridges and aerial structures identified during Metro safety inspections. Prevents emergency shutdowns of rail service due to structural deficiencies.

### Strategic Drivers



Safety



Security



Reliability/SGR

### Overall Status

Development & Evaluation	<input checked="" type="radio"/>
Implementation & Construction	<input type="radio"/>
Operations Activation	<input type="radio"/>

### Budget and Funding (\$ Millions)

FY2024 Current Budget	YTD % Budget Expended
\$34.40	1.3%

FY2024 Funding Sources	YTD Expended
Formula	\$0.15
PRIIA	\$0.00
Other	\$0.00
<b>Federal Subtotal</b>	<b>\$0.15</b>
System Performance	\$0.00
Reimbursable/Other	\$0.00
DC Dedicated Funding	\$0.00
MD Dedicated Funding	\$0.00
VA Non-Restricted Dedicated Funding	\$0.00
VA Restricted Dedicated Funding	\$0.00
<b>Local Subtotal</b>	<b>\$0.00</b>
<b>Debt</b>	<b>\$0.38</b>
<b>Net Accruals</b>	<b>(\$0.07)</b>
<b>Total FY2024 Expenditures</b>	<b>\$0.46</b>

**(CIP0370)****Top 30 Active Contracts by Allocated CIP Value**

<b>Contract Number</b>	<b>Vendor</b>	<b>Activity</b>	<b>Contract Value</b>	<b>Allocated CIP Value</b>	<b>Contract Start Date</b>	<b>Contract Expiration Date</b>
FQ18033F	DHA/RK&K Joint Venture	CONSULT	\$115,000,000	\$3,480,092	8/16/2018	8/1/2024
FQ18033B	HNTB Corporation	CONSULT	\$92,374,562	\$356,735	8/2/2018	8/2/2024
FQ18033B	HNTB Corporation	CONSULT	\$106,860,293	\$296,471	8/2/2018	8/2/2024
FQ19172G	Gannett Fleming Engineers and Architects	CONSULT	\$72,500,000	\$101,418	10/3/2019	10/3/2024
FQ18033B	HNTB Corporation	ENGINEERING	\$92,374,562	\$356,735	8/2/2018	8/2/2024
FQ19172G	Gannett Fleming Engineers and Architects	ENGINEERING	\$75,000,000	\$1,746,209	10/3/2019	10/3/2024

## (CIP0371) West Falls Church Development

FY2024 Q3

Initiative Type: Project  
Investment Program: Support Equipment/Services  
Investment Category: Business & Operations Support

Mode: Systemwide  
Location: West Falls Church Rail Station

### Description

This project redevelops the West Falls Church Metrorail Station parking lots and reconfigures the bus loop and kiss and ride at the station to create a street grid and connecting roads as part of a joint development.



### Expected Outcome

Increase ridership and improve station access and the customer experience.

### Strategic Drivers



Safety



Security



Reliability/SGR

### Overall Status

Development & Evaluation	<input type="radio"/>
Implementation & Construction	<input type="radio"/>
Operations Activation	<input type="radio"/>

The Developer has submitted the West Falls Church Development Plan (approx. 30% design) for WMATA's review and approval.

### Budget and Funding (\$ Millions)

FY2024 Current Budget	YTD % Budget Expended
\$0.50	0.0%

FY2024 Funding Sources	YTD Expended
Formula	\$0.00
PRIIA	\$0.00
Other	\$0.00
<b>Federal Subtotal</b>	<b>\$0.00</b>
System Performance	\$0.00
Reimbursable/Other	\$0.00
DC Dedicated Funding	\$0.00
MD Dedicated Funding	\$0.00
VA Non-Restricted Dedicated Funding	\$0.00
VA Restricted Dedicated Funding	\$0.00
<b>Local Subtotal</b>	<b>\$0.00</b>
<b>Debt</b>	<b>\$0.00</b>
<b>Net Accruals</b>	<b>\$0.00</b>
<b>Total FY2024 Expenditures</b>	<b>\$0.00</b>



There are no active contracts associated with this CIP

## (CIP0372) Station Revitalization

FY2024 Q3

Initiative Type: Project  
Investment Program: Station Systems  
Investment Category: Stations and Passenger Facilities

Mode: Rail  
Location: Systemwide

### Description

This project will replace station systems including fire alarm systems, closed circuit television cameras, public address systems, lighting, station tile, customer information digital displays, static station signage and wayfinding at 18 stations (Farragut West, Judiciary Square, Union Station, National Airport, Mt. Vernon Square, Smithsonian, Federal Center SW, L'Enfant Plaza, Waterfront, McPherson Sq, Federal Triangle, Metro Center, Farragut North, Gallery Place, Archives, Foggy Bottom, Rosslyn and Court House)

### Expected Outcome

Improve customer safety, upgrade information systems, and maintain fire and life safety assets in a state of good repair.



### Strategic Drivers



Safety



Security



Reliability/SGR

### Overall Status

Development & Evaluation	
Implementation & Construction	
Operations Activation	

### Budget and Funding (\$ Millions)

FY2024 Current Budget	YTD % Budget Expended
\$0.00	0.0%

FY2024 Funding Sources	YTD Expended
Formula	\$0.00
PRIIA	\$0.00
Other	\$0.00
<b>Federal Subtotal</b>	<b>\$0.00</b>
System Performance	\$0.00
Reimbursable/Other	\$0.00
DC Dedicated Funding	\$0.00
MD Dedicated Funding	\$0.00
VA Non-Restricted Dedicated Funding	\$0.00
VA Restricted Dedicated Funding	\$0.00
<b>Local Subtotal</b>	<b>\$0.00</b>
<b>Debt</b>	<b>\$0.00</b>
<b>Net Accruals</b>	<b>\$0.00</b>
<b>Total FY2024 Expenditures</b>	<b>\$0.00</b>

**(CIP0372)****Top 30 Active Contracts by Allocated CIP Value**

Contract Number	Vendor	Activity	Contract Value	Allocated CIP Value	Contract Start Date	Contract Expiration Date
FQ18033F	DHA/RK&K Joint Venture	CONSULT	\$115,000,000	\$504,127	8/16/2018	8/1/2024

## (CIP0373) Equipment to Support New Radio System


FY2024 Q3

Initiative Type: Project  
Investment Program: Support Equipment/Services  
Investment Category: Business & Operations Support

Mode: Systemwide  
Location: Systemwide

### Description

This project renovates and relocates radio equipment at the Jackson Graham Building, upgrades CTF Operation Control Center equipment, and installs duct bank at the Alexandria, VA Office Building.



### Expected Outcome

### Strategic Drivers



Safety



Security



Reliability/SGR

### Overall Status

Development & Evaluation	<input type="radio"/>
Implementation & Construction	<input type="radio"/>
Operations Activation	<input type="radio"/>

99% done at L'Efant and Mt. Vernon. Additional work has begun at Mill Road OCC.

### Budget and Funding (\$ Millions)

FY2024 Current Budget	YTD % Budget Expended
\$0.49	3907.8%

FY2024 Funding Sources	YTD Expended
Formula	\$0.00
PRIIA	\$0.00
Other	\$0.00
<b>Federal Subtotal</b>	<b>\$0.00</b>
System Performance	\$0.00
Reimbursable/Other	\$0.00
DC Dedicated Funding	\$0.00
MD Dedicated Funding	\$0.00
VA Non-Restricted Dedicated Funding	\$0.00
VA Restricted Dedicated Funding	\$0.00
<b>Local Subtotal</b>	<b>\$0.01</b>
<b>Debt</b>	<b>\$19.80</b>
<b>Net Accruals</b>	<b>\$0.44</b>
<b>Total FY2024 Expenditures</b>	<b>\$20.25</b>

**(CIP0373)****Top 30 Active Contracts by Allocated CIP Value**

<b>Contract Number</b>	<b>Vendor</b>	<b>Activity</b>	<b>Contract Value</b>	<b>Allocated CIP Value</b>	<b>Contract Start Date</b>	<b>Contract Expiration Date</b>
FQ18033B	HNTB Corporation	CONSULT	\$92,374,562	\$158,141	8/2/2018	8/2/2024
FQ15000	Motorola Solutions Inc.	CONSTRUCTION	\$319,782,331	\$18,710,520	12/23/2016	12/31/2026
CQ19104	Dell Marketing LP	IT_HARDWARE_OTH	\$194,300,000	\$150,838	7/23/2019	7/22/2024

## (CIP0374) Infrastructure Improvements Solar Power Installation

FY2024 Q3

Initiative Type: Project  
Investment Program: Support Equipment/Services  
Investment Category: Business & Operations Support

Mode: Systemwide  
Location: Systemwide

### Description

This project supports the installation of solar carports at four Metro sites: Anacostia, Southern Ave, Naylor Road, and Cheverly. The 12.6 acres of solar panels will collectively generate nearly 10MW of electrical capacity.



### Expected Outcome

Part of Metro's sustainability initiatives and Energy Action Plan, this project will help advance the Clean Energy DC Plan seeking to cut carbon emissions in half and transition to 100 percent renewable energy by 2032. The project supports the authority's operating budget through long-term revenue and improved customer amenities, especially: covered parking (offers shade and weather protection), improved light-emitting diode (LED) lighting, new security cameras, and emergency call boxes.

### Strategic Drivers



Safety



Security



Reliability/SGR

### Overall Status

Development & Evaluation	<input type="radio"/>
Implementation & Construction	<input type="radio"/>
Operations Activation	<input type="radio"/>

In the third quarter, work continued at Anacostia, Southern Ave, and Naylor Road stations before commissioning. This included completing work on lighting, Garage Emergency Telephones, and the Closed Circuit Television system. At Cheverly station, utility interconnect work was underway.

### Budget and Funding (\$ Millions)

FY2024 Current Budget	YTD % Budget Expended
\$1.00	244.1%

FY2024 Funding Sources	YTD Expended
Formula	\$0.00
PRIIA	\$0.00
Other	\$0.00
<b>Federal Subtotal</b>	<b>\$0.00</b>
System Performance	\$0.00
Reimbursable/Other	\$0.00
DC Dedicated Funding	\$0.00
MD Dedicated Funding	\$0.00
VA Non-Restricted Dedicated Funding	\$0.00
VA Restricted Dedicated Funding	\$0.00
<b>Local Subtotal</b>	<b>\$0.00</b>
<b>Debt</b>	<b>\$2.33</b>
<b>Net Accruals</b>	<b>\$0.11</b>
<b>Total FY2024 Expenditures</b>	<b>\$2.44</b>

**(CIP0374)****Top 30 Active Contracts by Allocated CIP Value**

<b>Contract Number</b>	<b>Vendor</b>	<b>Activity</b>	<b>Contract Value</b>	<b>Allocated CIP Value</b>	<b>Contract Start Date</b>	<b>Contract Expiration Date</b>
FQ18033I	AECOM-STV JV	CONSULT	\$71,200,000	\$473,121	7/1/2018	6/30/2024
FQ18033I	AECOM-STV JV	CONSULT	\$70,000,000	\$220,000	7/1/2018	6/30/2025
20-01-SOLAR-A	Solar Star Track Anacostia LLC	CONSTRUCTION	\$10,056,840	\$13,337,905	6/25/2020	6/5/2030

## (CIP0375) Shaft Structural Rehabilitation - 7 Shafts

FY2024 Q3

Initiative Type: Project  
Investment Program: Structures  
Investment Category: Track and Structures Rehabilitation

Mode: Systemwide  
Location: Systemwide

### Description

This project rehabilitates seven shafts to address damage to the structure from water infiltration, including repairs to grouting, concrete, ladders, stairs, electrical equipment, bollards, and drainage systems.



### Expected Outcome

Addresses the state of good repair deficiencies to bring these assets into good working order, mitigating the risk of failure and injury to employees and customers.

### Strategic Drivers



Safety



Security



Reliability/SGR

### Overall Status

Development & Evaluation	<input type="radio"/>
Implementation & Construction	<input type="radio"/>
Operations Activation	<input type="radio"/>

In the third quarter, the Total Project Cost (TPC) of \$79 million was approved, along with a Memo of Understanding for project staffing and resources. The procurement package was approved by the office of small business with 6% of MBE (Minority Business Enterprise) participation. RFP documents were finalized and reviewed by the procurement office. However, requests for RSAs (Revenue Service Adjustments) were denied by WPMI (Work Planning for Maintenance & Infrastructure). Fall Protection and stakeholder workshops also began in this quarter.

### Budget and Funding (\$ Millions)

FY2024 Current Budget	YTD % Budget Expended
\$2.08	45.1%

FY2024 Funding Sources	YTD Expended
Formula	\$0.00
PRIIA	\$0.00
Other	\$0.00
<b>Federal Subtotal</b>	<b>\$0.00</b>
System Performance	\$0.00
Reimbursable/Other	\$0.00
DC Dedicated Funding	\$0.17
MD Dedicated Funding	\$0.16
VA Non-Restricted Dedicated Funding	\$0.11
VA Restricted Dedicated Funding	\$0.03
<b>Local Subtotal</b>	<b>\$0.48</b>
<b>Debt</b>	<b>\$0.35</b>
<b>Net Accruals</b>	<b>\$0.01</b>
<b>Total FY2024 Expenditures</b>	<b>\$0.84</b>



**(CIP0375)****Top 30 Active Contracts by Allocated CIP Value**

<b>Contract Number</b>	<b>Vendor</b>	<b>Activity</b>	<b>Contract Value</b>	<b>Allocated CIP Value</b>	<b>Contract Start Date</b>	<b>Contract Expiration Date</b>
FQ18033F	DHA/RK&K Joint Venture	CONSULT	\$115,000,000	\$6,848,343	8/16/2018	8/1/2024
FQ18033B	HNTB Corporation	CONSULT	\$92,374,562	\$184,760	8/2/2018	8/2/2024
FQ18033B	HNTB Corporation	CONSULT	\$106,860,293	\$101,537	8/2/2018	8/2/2024
FQ19172Q	CSI Engineering P C	CONSULT	\$6,588,000	\$973,861	10/3/2019	1/29/2025
FQ19172M	Mott MacDonald-WSP Joint Venture	CONSULT	\$61,000,000	\$898,362	10/3/2019	11/14/2024
FQ19172M	Mott MacDonald-WSP Joint Venture	ENGINEERING	\$61,000,000	\$898,362	10/3/2019	11/14/2024
FQ19172M	Mott MacDonald-WSP Joint Venture	ENGINEERING	\$58,100,000	\$712,839	10/3/2019	10/3/2024

## (CIP0376) Western Bus Garage Rehab

FY2024 Q3

Initiative Type: Project  
Investment Program: Maintenance Facilities  
Investment Category: Bus, Bus Facilities & Paratransit

Mode: Bus  
Location: District of Columbia

### Description

This project replaces the obsolete Western Bus Garage maintenance and operations facility to improve use and capacity of limited facility space. The new facility, designed to achieve LEED certification, will support full implementation of 100% electric vehicles, multiple access points, bus parking, and maintenance bays.



### Expected Outcome

Provides a new LEED-certified bus facility that will improve bus safety as measured by the Safety performance target of  $\leq 12.4$  employee injuries per 200,000 hours worked, and efficiency, maintenance and operations as measured by the Bus Fleet Reliability performance target of  $\geq 8,000$  miles between failure (examples based on Metro's FY24 targets).

### Strategic Drivers



Safety



Security



Reliability/SGR

### Overall Status

Development & Evaluation	<input type="radio"/>
Implementation & Construction	<input type="radio"/>
Operations Activation	<input type="radio"/>

In the third quarter, all project activities were put on hold except for land maintenance and security. Steel plates were used to secure doors and lower-level windows. The Department of Justice (DOJ) initiated the Legal Discovery process, and experts from the DOJ are expected to provide a verbal appraisal value by the first week of May.

### Budget and Funding (\$ Millions)

FY2024 Current Budget	YTD % Budget Expended
\$2.20	53.5%

FY2024 Funding Sources	YTD Expended
Formula	\$0.00
PRIIA	\$0.00
Other	\$0.00
<b>Federal Subtotal</b>	<b>\$0.00</b>
System Performance	\$0.00
Reimbursable/Other	\$0.00
DC Dedicated Funding	\$0.00
MD Dedicated Funding	\$0.00
VA Non-Restricted Dedicated Funding	\$0.00
VA Restricted Dedicated Funding	\$0.00
<b>Local Subtotal</b>	<b>\$0.00</b>
<b>Debt</b>	<b>\$0.66</b>
<b>Net Accruals</b>	<b>\$0.37</b>
<b>Total FY2024 Expenditures</b>	<b>\$1.02</b>

**(CIP0376)****Top 30 Active Contracts by Allocated CIP Value**

<b>Contract Number</b>	<b>Vendor</b>	<b>Activity</b>	<b>Contract Value</b>	<b>Allocated CIP Value</b>	<b>Contract Start Date</b>	<b>Contract Expiration Date</b>
FQ18033G	Gannett Fleming Engineers and Architects	CONSULT	\$105,000,000	\$100,000	8/23/2018	8/30/2024
FQ19273D	ADP Consultants, Inc.	CONSTRUCTION	\$5,139,218	\$86,565	3/27/2020	3/25/2025
FQ19273D	ADP Consultants, Inc.	CONSTRUCTION	\$5,139,218	\$53,287	3/27/2020	3/25/2025
FQ18033C	WSP USA Inc.	ENGINEERING	\$90,950,000	\$390,455	8/15/2018	5/31/2024
FQ19172L	Johnson Mirmiran & Thompson Inc	ENGINEERING	\$5,800,000	\$100,000	10/3/2019	10/3/2024

## (CIP0377) OCC Communications Strategy

FY2024 Q3

Initiative Type:

Investment Program:

Investment Category:

### Description

Mode:

Location:



### Expected Outcome

### Strategic Drivers



Safety



Security



Reliability/SGR

### Overall Status

Development & Evaluation	<input type="radio"/>
Implementation & Construction	<input type="radio"/>
Operations Activation	<input type="radio"/>

no ongoing/active tasks

### Budget and Funding (\$ Millions)

FY2024 Current Budget	YTD % Budget Expended
\$0.00	0.0%

FY2024 Funding Sources	YTD Expended
Formula	\$0.00
PRIIA	\$0.00
Other	\$0.00
<b>Federal Subtotal</b>	<b>\$0.00</b>
System Performance	\$0.00
Reimbursable/Other	\$0.00
DC Dedicated Funding	\$0.00
MD Dedicated Funding	\$0.00
VA Non-Restricted Dedicated Funding	\$0.00
VA Restricted Dedicated Funding	\$0.00
<b>Local Subtotal</b>	<b>\$0.00</b>
<b>Debt</b>	<b>\$0.00</b>
<b>Net Accruals</b>	<b>(\$0.07)</b>
<b>Total FY2024 Expenditures</b>	<b>(\$0.07)</b>

**(CIP0377)**

**Top 30 Active Contracts by Allocated CIP Value**

There are no active contracts associated with this CIP

## (CIP0378) Metro Strategic Transformation Plan

FY2024 Q3

Initiative Type: Project  
Investment Program: Support Equipment/Services  
Investment Category: Business & Operations Support

Mode: Systemwide  
Location: Systemwide

### Description

This project creates a new strategic plan for Metro. The strategic plan will be developed by the Board, jurisdictional partners, customers, and staff to move the organization forward.



### Expected Outcome

Creates a new strategic plan to align the organization to deliver services in accordance with customer and jurisdictional needs.

### Strategic Drivers



Safety



Security



Reliability/SGR

### Overall Status

Development & Evaluation	<input type="radio"/>
Implementation & Construction	<input type="radio"/>
Operations Activation	<input type="radio"/>

This task has been completed.

### Budget and Funding (\$ Millions)

FY2024 Current Budget	YTD % Budget Expended
\$0.00	0.0%

FY2024 Funding Sources	YTD Expended
Formula	\$0.00
PRIIA	\$0.00
Other	\$0.00
<b>Federal Subtotal</b>	<b>\$0.00</b>
System Performance	\$1.05
Reimbursable/Other	\$0.00
DC Dedicated Funding	\$0.45
MD Dedicated Funding	\$0.42
VA Non-Restricted Dedicated Funding	\$0.30
VA Restricted Dedicated Funding	\$0.09
<b>Local Subtotal</b>	<b>\$2.30</b>
<b>Debt</b>	<b>\$0.00</b>
<b>Net Accruals</b>	<b>\$0.00</b>
<b>Total FY2024 Expenditures</b>	<b>\$2.30</b>

(CIP0378)	Top 30 Active Contracts by Allocated CIP Value
-----------	--

Contract Number	Vendor	Activity	Contract Value	Allocated CIP Value	Contract Start Date	Contract Expiration Date
FQ18033B	HNTB Corporation	CONSULT	\$92,374,562	\$6,425,327	8/2/2018	8/2/2024

## (CIP0379) Silver Line Known Defects

FY2024 Q3

Initiative Type: Program  
Investment Program: Platforms & Structures  
Investment Category: Stations and Passenger Facilities

Mode: Rail  
Location: Silver Line Phase 2

### Description

This investment is needed to address known defects with Silver Line Phase 2, to be funded through the trust account between the Metropolitan Washington Airports Authority (MWAA) and Metro.



### Expected Outcome

Addresses known defects to the sanitary lift station preventing safety incidents and keep assets in a state of good repair.

### Strategic Drivers



Safety



Security



Reliability/SGR

### Overall Status

Development & Evaluation	<input type="radio"/>
Implementation & Construction	<input type="radio"/>
Operations Activation	<input type="radio"/>

In the third quarter, the temporary heat tape system repairs continued to provide limited use during winter 2023 as planned. The team is currently developing specifications and a statement of work (SOW) for the permanent replacement of the entire SLP2 (Silver Line Phase 2) heat tape system. Additionally, an implementation plan for repairs to the sanitary lift system is in development.

### Budget and Funding (\$ Millions)

FY2024 Current Budget	YTD % Budget Expended
\$1.00	20.9%

FY2024 Funding Sources	YTD Expended
Formula	\$0.00
PRIIA	\$0.00
Other	\$0.00
<b>Federal Subtotal</b>	<b>\$0.00</b>
System Performance	\$0.00
Reimbursable/Other	\$0.00
DC Dedicated Funding	\$0.07
MD Dedicated Funding	\$0.07
VA Non-Restricted Dedicated Funding	\$0.05
VA Restricted Dedicated Funding	\$0.01
<b>Local Subtotal</b>	<b>\$0.21</b>
<b>Debt</b>	<b>\$0.00</b>
<b>Net Accruals</b>	<b>\$0.00</b>
<b>Total FY2024 Expenditures</b>	<b>\$0.21</b>



**(CIP0379)**

**Top 30 Active Contracts by Allocated CIP Value**

There are no active contracts associated with this CIP

## (CIP0380) CBTC Strategic Program Implementation Development

FY2024 Q3

Initiative Type: Project  
Investment Program: Signals & Communications  
Investment Category: Rail Systems

Mode: Rail  
Location: Systemwide

### Description

Development of the project implementation plan and preliminary supplier engagement plan for the new advanced signaling system and platform screen doors. This will involve development of procurement materials as well as a platform screen door pilot, design for studies and assessments needed prior to construction.



### Expected Outcome

Develops a Strategic Program Implementation Plan for advanced signaling systems and platform screen doors.

### Strategic Drivers



Safety



Security



Reliability/SGR

### Overall Status

Development & Evaluation	<input type="radio"/>
Implementation & Construction	<input type="radio"/>
Operations Activation	<input type="radio"/>

In the third quarter, support for the Communication-Based Train Control (CBTC) Program continued, specifically focusing on Returning to Automatic Train Operations (ATO). Progress stands at 75% completion for various aspects, including Funding and Grant Strategy Development, Rail Car Conversion Strategy, Scheduling and Estimating, Marketing and Branding, and Project Coordination. The acquisition consultant bid response evaluation and negotiations were completed, leading to the award of the task order on December 19th, with the Notice to Proceed issued on December 21st. The consultant has been onboarded and is actively contributing to the project.

### Budget and Funding (\$ Millions)

FY2024 Current Budget	YTD % Budget Expended
\$3.07	132.3%

FY2024 Funding Sources	YTD Expended
Formula	\$0.00
PRIIA	\$0.00
Other	\$0.00
<b>Federal Subtotal</b>	<b>\$0.00</b>
System Performance	\$0.00
Reimbursable/Other	\$0.00
DC Dedicated Funding	\$0.00
MD Dedicated Funding	\$0.00
VA Non-Restricted Dedicated Funding	\$0.00
VA Restricted Dedicated Funding	\$0.00
<b>Local Subtotal</b>	<b>\$0.00</b>
<b>Debt</b>	<b>\$2.33</b>
<b>Net Accruals</b>	<b>\$1.73</b>
<b>Total FY2024 Expenditures</b>	<b>\$4.06</b>

**(CIP0380)****Top 30 Active Contracts by Allocated CIP Value**

<b>Contract Number</b>	<b>Vendor</b>	<b>Activity</b>	<b>Contract Value</b>	<b>Allocated CIP Value</b>	<b>Contract Start Date</b>	<b>Contract Expiration Date</b>
FQ18033A	Parsons Transportation Group Inc	CONSULT	\$83,700,000	\$4,533,762	9/24/2018	8/1/2024

## (CIP0382) Content Management System Upgrade

FY2024 Q3

Initiative Type: Project  
Investment Program: IT  
Investment Category: Business & Operations Support

Mode: Systemwide  
Location: Systemwide

### Description

This project addresses the need for Metro to upgrade its digital communications technology used for bus, rail, and web searches to streamline passenger information across channels.



### Expected Outcome

This project will provide a digital content management system to provide content to digital displays throughout the Metro, Rail, Bus, Web, and Administrative system.

### Strategic Drivers



Safety



Security



Reliability/SGR

### Overall Status

Development & Evaluation	<input type="radio"/>
Implementation & Construction	<input type="radio"/>
Operations Activation	<input type="radio"/>

In Q3, the focus remained on the Case Management System (CMS) and Digital Asset Management (DAM) system. The CMS underwent a proof of concept test to validate its functionality and performance. Additionally, training sessions were conducted for the DAM system, and its implementation was completed. Ongoing coordination efforts with the 8K procurement team continued, with a particular focus on integrating the CMS into the broader operational framework.

### Budget and Funding (\$ Millions)

FY2024 Current Budget	YTD % Budget Expended
\$2.11	40.2%

FY2024 Funding Sources	YTD Expended
Formula	\$0.00
PRIIA	\$0.00
Other	\$0.00
<b>Federal Subtotal</b>	<b>\$0.00</b>
System Performance	\$0.85
Reimbursable/Other	\$0.00
DC Dedicated Funding	\$0.00
MD Dedicated Funding	\$0.00
VA Non-Restricted Dedicated Funding	\$0.00
VA Restricted Dedicated Funding	\$0.00
<b>Local Subtotal</b>	<b>\$0.85</b>
Debt	\$0.00
Net Accruals	\$0.00
<b>Total FY2024 Expenditures</b>	<b>\$0.85</b>

**(CIP0382)****Top 30 Active Contracts by Allocated CIP Value**

<b>Contract Number</b>	<b>Vendor</b>	<b>Activity</b>	<b>Contract Value</b>	<b>Allocated CIP Value</b>	<b>Contract Start Date</b>	<b>Contract Expiration Date</b>
CLAND211254-2D	HR&A Advisors Inc	CONSULT	\$0	\$746,165	11/16/2022	11/15/2027
CQ19104	Dell Marketing LP	IT_HARDWARE_OTH	\$194,300,000	\$419,802	7/23/2019	7/22/2024

## (CIP0383) Cinderbed Rd. Bus Garage

FY2024 Q3

Initiative Type: Project  
Investment Program: Maintenance Facilities  
Investment Category: Bus, Bus Facilities & Paratransit

Mode:  
Location: Commonwealth of Virginia

### Description



### Expected Outcome

### Strategic Drivers



Safety



Security



Reliability/SGR

### Overall Status

Development & Evaluation	<input type="radio"/>
Implementation & Construction	<input type="radio"/>
Operations Activation	<input type="radio"/>

Team worked on conceptualization and development activities for the conversion of the bus garage to support battery-electric buses.

### Budget and Funding (\$ Millions)

FY2024 Current Budget	YTD % Budget Expended
\$0.00	0.0%

FY2024 Funding Sources	YTD Expended
Formula	\$0.00
PRIIA	\$0.00
Other	\$0.00
<b>Federal Subtotal</b>	<b>\$0.00</b>
System Performance	\$0.00
Reimbursable/Other	\$0.00
DC Dedicated Funding	\$0.00
MD Dedicated Funding	\$0.00
VA Non-Restricted Dedicated Funding	\$0.00
VA Restricted Dedicated Funding	\$0.00
<b>Local Subtotal</b>	<b>\$0.00</b>
<b>Debt</b>	<b>\$0.00</b>
<b>Net Accruals</b>	<b>\$0.00</b>
<b>Total FY2024 Expenditures</b>	<b>\$0.00</b>



## (CIP0384) IV&V Program

FY2024 Q3

Initiative Type: Program

Investment Program: IT

Investment Category: Business & Operations Support

Mode:

Location: Systemwide

### Description



### Expected Outcome

### Strategic Drivers



Safety



Security



Reliability/SGR

### Overall Status

Development & Evaluation	<input type="radio"/>
Implementation & Construction	<input type="radio"/>
Operations Activation	<input type="radio"/>

There were no activities this quarter and the focus continues to be on advancing the SOW and RFP with a goal of publishing both in October of FY24.

### Budget and Funding (\$ Millions)

FY2024 Current Budget	YTD % Budget Expended
\$3.76	38.0%

FY2024 Funding Sources	YTD Expended
Formula	\$0.00
PRIIA	\$0.00
Other	\$0.00
<b>Federal Subtotal</b>	<b>\$0.00</b>
System Performance	\$0.94
Reimbursable/Other	\$0.00
DC Dedicated Funding	\$0.00
MD Dedicated Funding	\$0.00
VA Non-Restricted Dedicated Funding	\$0.00
VA Restricted Dedicated Funding	\$0.00
<b>Local Subtotal</b>	<b>\$0.94</b>
<b>Debt</b>	<b>\$0.00</b>
<b>Net Accruals</b>	<b>\$0.49</b>
<b>Total FY2024 Expenditures</b>	<b>\$1.43</b>



**(CIP0384)****Top 30 Active Contracts by Allocated CIP Value**

<b>Contract Number</b>	<b>Vendor</b>	<b>Activity</b>	<b>Contract Value</b>	<b>Allocated CIP Value</b>	<b>Contract Start Date</b>	<b>Contract Expiration Date</b>
CDCI1233406	Microsoft Corporation	CONSULT	\$8,000,000	\$2,645,435	6/8/2023	3/4/2028

## (CIP0385) Business Improvement Projects - Non IT

FY2024 Q3

Initiative Type:

Investment Program:

Investment Category:

Mode:

Location:



### Description

### Expected Outcome

### Strategic Drivers



Safety



Security



Reliability/SGR

### Overall Status

Development & Evaluation	<input type="radio"/>
Implementation & Construction	<input type="radio"/>
Operations Activation	<input type="radio"/>

### Budget and Funding (\$ Millions)

FY2024 Current Budget	YTD % Budget Expended
\$1.50	14.8%

FY2024 Funding Sources	YTD Expended
Formula	\$0.00
PRIIA	\$0.00
Other	\$0.00
<b>Federal Subtotal</b>	<b>\$0.00</b>
System Performance	\$0.22
Reimbursable/Other	\$0.00
DC Dedicated Funding	\$0.00
MD Dedicated Funding	\$0.00
VA Non-Restricted Dedicated Funding	\$0.00
VA Restricted Dedicated Funding	\$0.00
<b>Local Subtotal</b>	<b>\$0.22</b>
<b>Debt</b>	<b>\$0.00</b>
<b>Net Accruals</b>	<b>\$0.00</b>
<b>Total FY2024 Expenditures</b>	<b>\$0.22</b>

There are no active contracts associated with this CIP

## (CIP0386) Enterprise Video Ops & Security Program

FY2024 Q3

Initiative Type: Program  
Investment Program: Station Systems  
Investment Category: Stations and Passenger Facilities

Mode: Systemwide  
Location: Systemwide

### Description

This program provides Metro with an integrated video surveillance and operations system, installing new cameras and updating backend systems to support camera operations.



### Expected Outcome

Provides monitoring of stations and facilities across the system to enhance safety, deter crime, advance integrated communication, and maintain proper functioning of assistance devices.

### Strategic Drivers



Safety



Security



Reliability/SGR

### Overall Status

Development & Evaluation	<input type="radio"/>
Implementation & Construction	<input type="radio"/>
Operations Activation	<input type="radio"/>

In Q3, progress continued on the Enterprise Video System (EVS) project. For 6K VSS, the 2-car 30-day Engineering Test Procedure (ETP) is currently underway, with approximately 20 days remaining. The Statement of Work has been updated, along with the ETP installation instructions. Collaboration with Procurement and Materials and Multiple Award Task Order Contract (MATOC) on the solicitation and contract award is ongoing, with completion expected shortly and a contractor soon to be on-boarded. Activities also include conducting requirements gathering sessions and pre/post research for primary and secondary video data storage locations, server and network equipment, and corresponding levels of effort. Additionally, work is underway with Procurement on the EVS Phase 1 Scope of Work revisions.

### Budget and Funding (\$ Millions)

FY2024 Current Budget	YTD % Budget Expended
\$2.31	2.6%

FY2024 Funding Sources	YTD Expended
Formula	\$0.00
PRIIA	\$0.00
Other	\$0.00
<b>Federal Subtotal</b>	<b>\$0.00</b>
System Performance	\$0.00
Reimbursable/Other	\$0.00
DC Dedicated Funding	\$0.00
MD Dedicated Funding	\$0.00
VA Non-Restricted Dedicated Funding	\$0.00
VA Restricted Dedicated Funding	\$0.00
<b>Local Subtotal</b>	<b>\$0.00</b>
<b>Debt</b>	<b>\$0.00</b>
<b>Net Accruals</b>	<b>\$0.01</b>
<b>Total FY2024 Expenditures</b>	<b>\$0.01</b>

There are no active contracts associated with this CIP

## (CIP0900) Preventative Maintenance

FY2024 Q3

Initiative Type:

Investment Program:

Investment Category:

Mode:

Location:



### Description

### Expected Outcome

### Strategic Drivers



Safety



Security



Reliability/SGR

### Overall Status

Development & Evaluation	<input type="radio"/>
Implementation & Construction	<input type="radio"/>
Operations Activation	<input type="radio"/>

### Budget and Funding (\$ Millions)

FY2024 Current Budget	YTD % Budget Expended
\$0.00	0.0%

FY2024 Funding Sources	YTD Expended
Formula	\$0.00
PRIIA	\$0.00
Other	\$0.00
<b>Federal Subtotal</b>	<b>\$0.00</b>
System Performance	\$0.00
Reimbursable/Other	\$0.00
DC Dedicated Funding	\$0.00
MD Dedicated Funding	\$0.00
VA Non-Restricted Dedicated Funding	\$0.00
VA Restricted Dedicated Funding	\$0.00
<b>Local Subtotal</b>	<b>\$0.00</b>
<b>Debt</b>	<b>\$0.00</b>
<b>Net Accruals</b>	<b>\$3.91</b>
<b>Total FY2024 Expenditures</b>	<b>\$3.91</b>

There are no active contracts associated with this CIP

## (CIP8001) D&E Railcar Acquisition

FY2024 Q3

Initiative Type:

Investment Program:

Investment Category:

Mode:

Location:

### Description



### Expected Outcome

### Strategic Drivers



Safety



Security



Reliability/SGR

### Overall Status

Development & Evaluation	<input type="radio"/>
Implementation & Construction	<input type="radio"/>
Operations Activation	<input type="radio"/>

### Budget and Funding (\$ Millions)

FY2024 Current Budget	YTD % Budget Expended
\$0.50	0.0%

FY2024 Funding Sources	YTD Expended
Formula	\$0.00
PRIIA	\$0.00
Other	\$0.00
<b>Federal Subtotal</b>	<b>\$0.00</b>
System Performance	\$0.00
Reimbursable/Other	\$0.00
DC Dedicated Funding	\$0.00
MD Dedicated Funding	\$0.00
VA Non-Restricted Dedicated Funding	\$0.00
VA Restricted Dedicated Funding	\$0.00
<b>Local Subtotal</b>	<b>\$0.00</b>
<b>Debt</b>	<b>\$0.00</b>
<b>Net Accruals</b>	<b>\$0.00</b>
<b>Total FY2024 Expenditures</b>	<b>\$0.00</b>



There are no active contracts associated with this CIP

## (CIP8005) D&E Rail Yard Improvements

FY2024 Q3

Initiative Type:

Investment Program:

Investment Category:

Mode:

Location:

### Description



### Expected Outcome

### Strategic Drivers



Safety



Security



Reliability/SGR

### Overall Status

Development & Evaluation	<input type="radio"/>
Implementation & Construction	<input type="radio"/>
Operations Activation	<input type="radio"/>

### Budget and Funding (\$ Millions)

FY2024 Current Budget	YTD % Budget Expended
\$0.50	0.0%

FY2024 Funding Sources	YTD Expended
Formula	\$0.00
PRIIA	\$0.00
Other	\$0.00
<b>Federal Subtotal</b>	<b>\$0.00</b>
System Performance	\$0.00
Reimbursable/Other	\$0.00
DC Dedicated Funding	\$0.00
MD Dedicated Funding	\$0.00
VA Non-Restricted Dedicated Funding	\$0.00
VA Restricted Dedicated Funding	\$0.00
<b>Local Subtotal</b>	<b>\$0.00</b>
<b>Debt</b>	<b>\$0.00</b>
<b>Net Accruals</b>	<b>\$0.00</b>
<b>Total FY2024 Expenditures</b>	<b>\$0.00</b>

There are no active contracts associated with this CIP

## (CIP8007) D&E Electrical Improvements

FY2024 Q3

Initiative Type: Program  
Investment Program: Power  
Investment Category: Rail Systems

Mode: Rail  
Location: Systemwide

### Description

This program provides surveys, studies, engineering, and designs to support train propulsion needs that may lead to future capital initiatives.



### Expected Outcome

Supports efforts to develop and evaluate potential solutions to emerging needs before committing to larger investments.

### Strategic Drivers



Safety



Security



Reliability/SGR

### Overall Status

(Programs are ongoing)

Development & Evaluation	●
Implementation & Construction	●
Operations Activation	●

Currently under Business Case Study

### Budget and Funding (\$ Millions)

FY2024 Current Budget	YTD % Budget Expended
\$0.15	47.2%

FY2024 Funding Sources	YTD Expended
Formula	\$0.00
PRIIA	\$0.00
Other	\$0.00
<b>Federal Subtotal</b>	<b>\$0.00</b>
System Performance	\$0.00
Reimbursable/Other	\$0.00
DC Dedicated Funding	\$0.03
MD Dedicated Funding	\$0.02
VA Non-Restricted Dedicated Funding	\$0.02
VA Restricted Dedicated Funding	\$0.01
<b>Local Subtotal</b>	<b>\$0.07</b>
<b>Debt</b>	<b>\$0.00</b>
<b>Net Accruals</b>	<b>\$0.00</b>
<b>Total FY2024 Expenditures</b>	<b>\$0.07</b>

**(CIP8007)****Top 30 Active Contracts by Allocated CIP Value**

<b>Contract Number</b>	<b>Vendor</b>	<b>Activity</b>	<b>Contract Value</b>	<b>Allocated CIP Value</b>	<b>Contract Start Date</b>	<b>Contract Expiration Date</b>
C20147	K&J Safety & Security Consulting	CONSTRUCTION	\$19,773,890	\$60,000	9/30/2020	10/31/2025
FQ19172G	Gannett Fleming Engineers and Architects	ENGINEERING	\$72,500,000	\$378,315	10/3/2019	10/3/2024

## (CIP8009) D&E ATC & Comms Improvemnts

FY2024 Q3

Initiative Type:

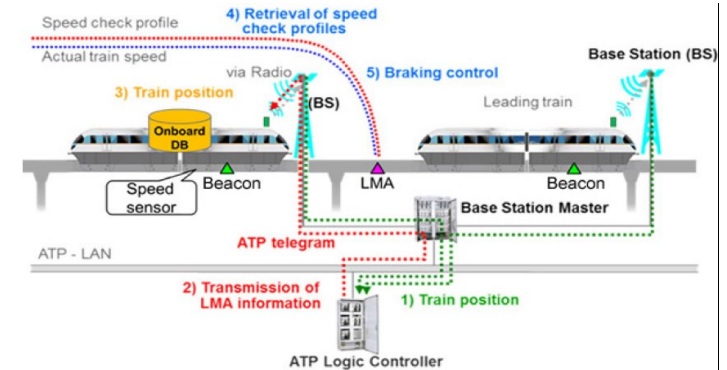
Investment Program:

Investment Category:

### Description

Mode:

Location:



### Expected Outcome

### Strategic Drivers



Safety



Security



Reliability/SGR

### Overall Status

Development & Evaluation	<input type="radio"/>
Implementation & Construction	<input type="radio"/>
Operations Activation	<input type="radio"/>

### Budget and Funding (\$ Millions)

FY2024 Current Budget	YTD % Budget Expended
\$0.00	0.0%

FY2024 Funding Sources	YTD Expended
Formula	\$0.00
PRIIA	\$0.00
Other	\$0.00
<b>Federal Subtotal</b>	<b>\$0.00</b>
System Performance	\$0.00
Reimbursable/Other	\$0.00
DC Dedicated Funding	\$0.00
MD Dedicated Funding	\$0.00
VA Non-Restricted Dedicated Funding	\$0.00
VA Restricted Dedicated Funding	\$0.00
<b>Local Subtotal</b>	<b>\$0.00</b>
<b>Debt</b>	<b>\$0.00</b>
<b>Net Accruals</b>	<b>\$0.00</b>
<b>Total FY2024 Expenditures</b>	<b>\$0.00</b>

There are no active contracts associated with this CIP

## (CIP8011) D&E Fixed Rail Improvements

FY2024 Q3

Initiative Type: Program  
Investment Program: Fixed Rail  
Investment Category: Track and Structures Rehabilitation

Mode: Rail  
Location: Systemwide

### Description

This program supports the development and evaluation of new initiatives associated with railway improvements.



### Expected Outcome

Supports efforts to develop and evaluate potential solutions to emerging needs before committing to larger investments.

### Strategic Drivers



Safety



Security



Reliability/SGR

### Overall Status

(Programs are ongoing)

Development & Evaluation	
Implementation & Construction	
Operations Activation	

Studies for frog design and composite ties were completed. Waiting for approval to start phase 2 of implementation.

### Budget and Funding (\$ Millions)

FY2024 Current Budget	YTD % Budget Expended
\$0.21	46.6%

FY2024 Funding Sources	YTD Expended
Formula	\$0.00
PRIIA	\$0.00
Other	\$0.00
<b>Federal Subtotal</b>	<b>\$0.00</b>
System Performance	\$0.03
Reimbursable/Other	\$0.00
DC Dedicated Funding	\$0.01
MD Dedicated Funding	\$0.01
VA Non-Restricted Dedicated Funding	\$0.01
VA Restricted Dedicated Funding	\$0.00
<b>Local Subtotal</b>	<b>\$0.06</b>
<b>Debt</b>	<b>\$0.00</b>
<b>Net Accruals</b>	<b>\$0.04</b>
<b>Total FY2024 Expenditures</b>	<b>\$0.10</b>



**(CIP8011)****Top 30 Active Contracts by Allocated CIP Value**

<b>Contract Number</b>	<b>Vendor</b>	<b>Activity</b>	<b>Contract Value</b>	<b>Allocated CIP Value</b>	<b>Contract Start Date</b>	<b>Contract Expiration Date</b>
FQ18033G	Gannett Fleming Engineers and Architects	CONSULT	\$105,000,000	\$549,834	8/23/2018	8/30/2024
FQ19172D	Jacobs Engineering Group Inc	CONSULT	\$7,500,000	\$668,963	10/3/2019	11/14/2024
FQ19172D	Jacobs Engineering Group Inc	ENGINEERING	\$5,100,000	\$543,347	10/3/2019	10/3/2024

## (CIP8013) D&E Track Structures Improvements

FY2024 Q3

Initiative Type: Program  
Investment Program: Structures  
Investment Category: Track and Structures Rehabilitation

Mode: Rail  
Location: Systemwide

### Description

This program supports Metro's efforts to complete surveys, studies, engineering, and design tasks for tracks' and structures' capital initiatives.



### Expected Outcome

Supports efforts to develop and evaluate potential solutions for emerging track and structural needs before committing to larger investments.

### Strategic Drivers



Safety



Security



Reliability/SGR

### Overall Status

(Programs are ongoing)

Development & Evaluation	<span style="color: green;">●</span>
Implementation & Construction	<span style="color: green;">●</span>
Operations Activation	<span style="color: gray;">○</span>

In the third quarter, efforts aligned with prior plans, focusing on enhancing RIME dashboards and maintaining survey applications. There was also strategic planning for a potential shift in 2025 towards hiring full-time employees over contractors. The support to Department Leadership continued, with a focus on developing RIME's business services group and reorganizing Maintenance Offices, emphasizing the buildouts of functional areas within the support services group.

### Budget and Funding (\$ Millions)

FY2024 Current Budget	YTD % Budget Expended
\$2.94	62.3%

FY2024 Funding Sources	YTD Expended
Formula	\$0.00
PRIIA	\$0.00
Other	\$0.00
<b>Federal Subtotal</b>	<b>\$0.00</b>
System Performance	\$1.43
Reimbursable/Other	\$0.00
DC Dedicated Funding	\$0.09
MD Dedicated Funding	\$0.09
VA Non-Restricted Dedicated Funding	\$0.06
VA Restricted Dedicated Funding	\$0.02
<b>Local Subtotal</b>	<b>\$1.70</b>
<b>Debt</b>	<b>\$0.00</b>
<b>Net Accruals</b>	<b>(\$0.03)</b>
<b>Total FY2024 Expenditures</b>	<b>\$1.66</b>

**(CIP8013)****Top 30 Active Contracts by Allocated CIP Value**

<b>Contract Number</b>	<b>Vendor</b>	<b>Activity</b>	<b>Contract Value</b>	<b>Allocated CIP Value</b>	<b>Contract Start Date</b>	<b>Contract Expiration Date</b>
FQ18033B	HNTB Corporation	CONSULT	\$111,559,721	\$3,275,268	8/2/2018	8/2/2024
FQ18033B	HNTB Corporation	CONSULT	\$106,860,293	\$1,147,683	8/2/2018	8/2/2024
FQ18033B	HNTB Corporation	ENGINEERING	\$112,266,842	\$1,896,343	8/2/2018	8/2/2024

## (CIP8014) Future Track and Structures Improvements

FY2024 Q3

Initiative Type:

Investment Program:

Investment Category:

Mode:

Location:

### Description



### Expected Outcome

### Strategic Drivers



Safety



Security



Reliability/SGR

### Overall Status

Development & Evaluation	<input type="radio"/>
Implementation & Construction	<input type="radio"/>
Operations Activation	<input type="radio"/>

### Budget and Funding (\$ Millions)

FY2024 Current Budget	YTD % Budget Expended
\$0.00	0.0%

FY2024 Funding Sources	YTD Expended
Formula	\$0.00
PRIIA	\$0.00
Other	\$0.00
<b>Federal Subtotal</b>	<b>\$0.00</b>
System Performance	\$0.00
Reimbursable/Other	\$0.00
DC Dedicated Funding	\$0.00
MD Dedicated Funding	\$0.00
VA Non-Restricted Dedicated Funding	\$0.00
VA Restricted Dedicated Funding	\$0.00
<b>Local Subtotal</b>	<b>\$0.00</b>
<b>Debt</b>	<b>\$0.00</b>
<b>Net Accruals</b>	<b>\$0.00</b>
<b>Total FY2024 Expenditures</b>	<b>\$0.00</b>

(CIP8014)

Top 30 Active Contracts by Allocated CIP Value

Contract Number	Vendor	Activity	Contract Value	Allocated CIP Value	Contract Start Date	Contract Expiration Date
FQ18033B	HNTB Corporation	ENGINEERING	\$92,374,562	\$64,257	8/2/2018	8/2/2024

## (CIP8015) D&E Rail Station Improvements

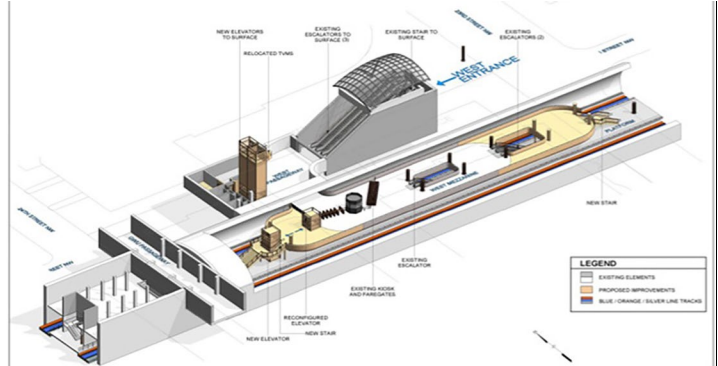
FY2024 Q3

Initiative Type: Program  
Investment Program: Platforms & Structures  
Investment Category: Stations and Passenger Facilities

Mode: Rail  
Location: Systemwide

### Description

This program provides surveys, studies, engineering, and designs to support platform and structures improvement efforts that may lead to future capital initiatives.



### Expected Outcome

Supports efforts to develop and evaluate potential solutions to emerging needs before committing to larger investments.

### Strategic Drivers



Safety



Security



Reliability/SGR

### Overall Status

(Programs are ongoing)

Development & Evaluation	●
Implementation & Construction	●
Operations Activation	●

The 3 studies they are providing project management services for are in progress, expected to complete Q4 of FY24. These studies include the analysis of and creation of GIS files representing pedestrian and bicycle “sheds” around WMATA rail transit stations to support the upcoming Mode of Access Strategic Plan project.

### Budget and Funding (\$ Millions)

FY2024 Current Budget	YTD % Budget Expended
\$2.07	5.2%

FY2024 Funding Sources	YTD Expended
Formula	\$0.00
PRIIA	\$0.00
Other	\$0.00
<b>Federal Subtotal</b>	<b>\$0.00</b>
System Performance	\$0.00
Reimbursable/Other	\$0.00
DC Dedicated Funding	\$0.04
MD Dedicated Funding	\$0.04
VA Non-Restricted Dedicated Funding	\$0.03
VA Restricted Dedicated Funding	\$0.01
<b>Local Subtotal</b>	<b>\$0.11</b>
<b>Debt</b>	<b>\$0.00</b>
<b>Net Accruals</b>	<b>(\$0.01)</b>
<b>Total FY2024 Expenditures</b>	<b>\$0.10</b>

**(CIP8015)****Top 30 Active Contracts by Allocated CIP Value**

Contract Number	Vendor	Activity	Contract Value	Allocated CIP Value	Contract Start Date	Contract Expiration Date
FQ18033G	Gannett Fleming Engineers and Architects	CONSULT	\$105,000,000	\$10,000	8/23/2018	8/30/2024
C20147	K&J Safety & Security Consulting	CONSTRUCTION	\$19,773,890	\$195,000	9/30/2020	10/31/2025

## (CIP8016) Future Platforms & Structures

FY2024 Q3

Initiative Type:

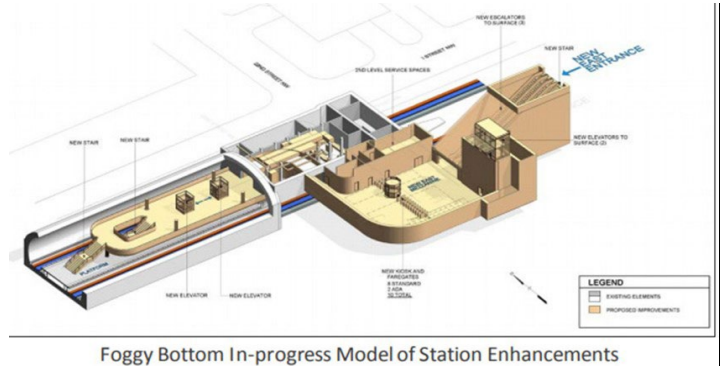
Investment Program:

Investment Category:

### Description

Mode:

Location:



Foggy Bottom In-progress Model of Station Enhancements

### Expected Outcome

### Strategic Drivers



Safety



Security



Reliability/SGR

### Overall Status

Development & Evaluation	<input type="radio"/>
Implementation & Construction	<input type="radio"/>
Operations Activation	<input type="radio"/>

### Budget and Funding (\$ Millions)

FY2024 Current Budget	YTD % Budget Expended
\$0.00	0.0%

FY2024 Funding Sources	YTD Expended
Formula	\$0.00
PRIIA	\$0.00
Other	\$0.00
<b>Federal Subtotal</b>	<b>\$0.00</b>
System Performance	\$0.00
Reimbursable/Other	\$0.00
DC Dedicated Funding	\$0.00
MD Dedicated Funding	\$0.00
VA Non-Restricted Dedicated Funding	\$0.00
VA Restricted Dedicated Funding	\$0.00
<b>Local Subtotal</b>	<b>\$0.00</b>
<b>Debt</b>	<b>\$0.00</b>
<b>Net Accruals</b>	<b>\$0.00</b>
<b>Total FY2024 Expenditures</b>	<b>\$0.00</b>



There are no active contracts associated with this CIP

## (CIP8019) D&E Passenger Facility Improvements

FY2024 Q3

Initiative Type: Program  
Investment Program: Station Systems  
Investment Category: Stations and Passenger Facilities

Mode: Rail  
Location: Systemwide

### Description

This program identifies improvements needed for Metro's passenger facilities. Supports the development of designs and evaluates potential solutions.



LN	CAR	DESTINATION	MIN
BL	6	Frnconia	6
YL	8	Hntingtn	9
BL	6	Frnconia	18
YL	8	Hntingtn	21
BL	6	Frnconia	24

### Expected Outcome

Supports efforts to develop and evaluate potential solutions to emerging needs before committing to larger investments.

### Strategic Drivers



Safety



Security



Reliability/SGR

### Overall Status

(Programs are ongoing)

Development & Evaluation	●
Implementation & Construction	●
Operations Activation	●

### Budget and Funding (\$ Millions)

FY2024 Current Budget	YTD % Budget Expended
\$0.27	60.8%

FY2024 Funding Sources	YTD Expended
Formula	\$0.00
PRIIA	\$0.00
Other	\$0.00
<b>Federal Subtotal</b>	<b>\$0.00</b>
System Performance	\$0.00
Reimbursable/Other	\$0.00
DC Dedicated Funding	\$0.00
MD Dedicated Funding	\$0.00
VA Non-Restricted Dedicated Funding	\$0.00
VA Restricted Dedicated Funding	\$0.00
<b>Local Subtotal</b>	<b>\$0.00</b>
<b>Debt</b>	<b>\$0.17</b>
<b>Net Accruals</b>	<b>\$0.00</b>
<b>Total FY2024 Expenditures</b>	<b>\$0.16</b>

There are no active contracts associated with this CIP

## (CIP8021) D&E Bus & Paratransit Improvements

FY2024 Q3

Initiative Type: Program  
Investment Program: Acquisition  
Investment Category: Bus, Bus Facilities & Paratransit

Mode: Bus  
Location: Systemwide

### Description

This program provides surveys, studies, engineering, and designs related to new bus and paratransit efforts that may lead to future capital initiatives. Metro will evaluate the feasibility of transitioning some of its bus fleet to electric vehicles and develop preliminary plans for infrastructure requirements to support an electric bus fleet.



### Expected Outcome

Supports efforts to develop and evaluate potential solutions to emerging needs before committing to larger investments.

### Strategic Drivers



Safety



Security



Reliability/SGR

### Overall Status

(Programs are ongoing)

Development & Evaluation	<input type="radio"/>
Implementation & Construction	<input type="radio"/>
Operations Activation	<input type="radio"/>

### Budget and Funding (\$ Millions)

FY2024 Current Budget	YTD % Budget Expended
\$0.00	0.0%

FY2024 Funding Sources	YTD Expended
Formula	\$0.00
PRIIA	\$0.00
Other	\$0.00
<b>Federal Subtotal</b>	<b>\$0.00</b>
System Performance	\$0.00
Reimbursable/Other	\$0.00
DC Dedicated Funding	\$0.00
MD Dedicated Funding	\$0.00
VA Non-Restricted Dedicated Funding	\$0.00
VA Restricted Dedicated Funding	\$0.00
<b>Local Subtotal</b>	<b>\$0.00</b>
<b>Debt</b>	<b>\$0.00</b>
<b>Net Accruals</b>	<b>\$0.00</b>
<b>Total FY2024 Expenditures</b>	<b>\$0.00</b>

There are no active contracts associated with this CIP

## (CIP8025) D&E Bus Maintenance Facility Improvements

FY2024 Q3

Initiative Type: Program  
Investment Program: Maintenance Facilities  
Investment Category: Bus, Bus Facilities & Paratransit

Mode: Bus  
Location: Systemwide

### Description

This program provides surveys, studies, engineering, and designs related to new bus maintenance facility needs that may lead to future capital initiatives.



### Expected Outcome

Supports efforts to identify rehabilitation or replacement needs of bus maintenance facilities and develop and evaluate potential solutions before committing to investments.

### Strategic Drivers



Safety



Security



Reliability/SGR

### Overall Status

(Programs are ongoing)

Development & Evaluation	
Implementation & Construction	
Operations Activation	

The project has completed 100% design. We have submitted for implementation funding and are awaiting word to proceed.

### Budget and Funding (\$ Millions)

FY2024 Current Budget	YTD % Budget Expended
\$0.10	115.9%

FY2024 Funding Sources	YTD Expended
Formula	\$0.00
PRIIA	\$0.00
Other	\$0.00
<b>Federal Subtotal</b>	<b>\$0.00</b>
System Performance	\$0.00
Reimbursable/Other	\$0.00
DC Dedicated Funding	\$0.08
MD Dedicated Funding	\$0.08
VA Non-Restricted Dedicated Funding	\$0.05
VA Restricted Dedicated Funding	\$0.02
<b>Local Subtotal</b>	<b>\$0.23</b>
<b>Debt</b>	<b>\$0.00</b>
<b>Net Accruals</b>	<b>(\$0.11)</b>
<b>Total FY2024 Expenditures</b>	<b>\$0.12</b>

**(CIP8025)****Top 30 Active Contracts by Allocated CIP Value**

<b>Contract Number</b>	<b>Vendor</b>	<b>Activity</b>	<b>Contract Value</b>	<b>Allocated CIP Value</b>	<b>Contract Start Date</b>	<b>Contract Expiration Date</b>
FQ19172P	C C Johnson & Malhotra PC	ENGINEERING	\$1,500,000	\$457,698	10/3/2019	10/3/2024
FQ19172P	C C Johnson & Malhotra PC	ENGINEERING	\$900,000	\$311,598	10/3/2019	10/3/2024

## (CIP8026) Future Bus Maintenance Facilities

FY2024 Q3

Initiative Type: Program  
Investment Program: Maintenance Facilities  
Investment Category: Bus, Bus Facilities & Paratransit

Mode: Bus  
Location: Systemwide

### Description

This program identifies new bus maintenance facility investment needs with the potential to develop into future projects based on outcomes of the development and evaluation process.



### Expected Outcome

Identifies potential future investments as developments and evaluation efforts are undertaken to assess alternatives.

### Strategic Drivers



Safety



Security



Reliability/SGR

### Overall Status

(Programs are ongoing)

Development & Evaluation	<input type="radio"/>
Implementation & Construction	<input type="radio"/>
Operations Activation	<input type="radio"/>

No activities to report, milestones now reported under CIP0376 and all necessary reclass and transfer done.

### Budget and Funding (\$ Millions)

FY2024 Current Budget	YTD % Budget Expended
\$0.00	0.0%

FY2024 Funding Sources	YTD Expended
Formula	\$0.00
PRIIA	\$0.00
Other	\$0.00
<b>Federal Subtotal</b>	<b>\$0.00</b>
System Performance	\$0.08
Reimbursable/Other	\$0.00
DC Dedicated Funding	\$0.00
MD Dedicated Funding	\$0.00
VA Non-Restricted Dedicated Funding	\$0.00
VA Restricted Dedicated Funding	\$0.00
<b>Local Subtotal</b>	<b>\$0.08</b>
<b>Debt</b>	<b>\$0.00</b>
<b>Net Accruals</b>	<b>(\$0.58)</b>
<b>Total FY2024 Expenditures</b>	<b>(\$0.50)</b>



**(CIP8026)** **Top 30 Active Contracts by Allocated CIP Value**

Contract Number	Vendor	Activity	Contract Value	Allocated CIP Value	Contract Start Date	Contract Expiration Date
FQ19172L	Johnson Mirmiran & Thompson Inc	ENGINEERING	\$5,800,000	\$788,313	10/3/2019	10/3/2024

## (CIP8029) D&E Information Technology Improvements

FY2024 Q3

Initiative Type: Program  
Investment Program: IT  
Investment Category: Business & Operations Support

Mode: Systemwide  
Location: Systemwide

### Description

This program identifies emerging information technology needs and develops and evaluates potential capital initiatives.



### Expected Outcome

Supports efforts to develop and evaluate potential solutions to emerging information technology needs before committing to larger investments.

### Strategic Drivers



Safety



Security



Reliability/SGR

### Overall Status

(Programs are ongoing)

Development & Evaluation	●
Implementation & Construction	●
Operations Activation	●

In the third quarter, several key developments took place. Ongoing support activities for business, security, and anti-virus software continued, with a focus on maintaining system integrity and security. The Enterprise Identity Management project progressed, with Microsoft working on a proposal to modernize and improve the current environment, aiming to reduce potential vulnerabilities. The Automated Proposal Management Software contract was awarded, and preparations for the launch in the first quarter of FY25 were underway, including the establishment of a portal and preregistration of the current vendor community. Additionally, the Occupational Health and Wellness (OHAW) Employee Health Records (eHR) Project Phase 2 contract was awarded, with requirements confirmation completed and functional and technical design of interfaces in progress, awaiting sign-off from the customer.

### Budget and Funding (\$ Millions)

FY2024 Current Budget	YTD % Budget Expended
\$11.90	6.5%

FY2024 Funding Sources	YTD Expended
Formula	\$0.00
PRIIA	\$0.00
Other	\$0.00
<b>Federal Subtotal</b>	<b>\$0.00</b>
System Performance	\$1.83
Reimbursable/Other	\$0.00
DC Dedicated Funding	\$0.00
MD Dedicated Funding	\$0.00
VA Non-Restricted Dedicated Funding	\$0.00
VA Restricted Dedicated Funding	\$0.00
<b>Local Subtotal</b>	<b>\$1.83</b>
<b>Debt</b>	<b>\$0.00</b>
<b>Net Accruals</b>	<b>(\$1.06)</b>
<b>Total FY2024 Expenditures</b>	<b>\$0.77</b>

**(CIP8029)****Top 30 Active Contracts by Allocated CIP Value**

<b>Contract Number</b>	<b>Vendor</b>	<b>Activity</b>	<b>Contract Value</b>	<b>Allocated CIP Value</b>	<b>Contract Start Date</b>	<b>Contract Expiration Date</b>
CIT01211133R	Carahsoft Technology Corp	CONSULT	\$5,739,562	\$2,872,198	2/25/2021	7/24/2024
FIT01244213	Armis Federal LLC	CONSULT	\$1,900,000	\$1,108,333	3/11/2024	3/10/2025
FIT01244213	Armis Federal LLC	CONSULT	\$1,900,000	\$791,667	3/11/2024	3/10/2025
COHAW233344	Enterprise Health LLC	CONSULT	\$667,865	\$667,865	9/1/2023	8/31/2024
CPRMT233139	GTY Software Inc DBA Bonfire Interactive	CONSULT	\$299,400	\$299,400	8/21/2023	8/20/2026
CIT01211133R	Carahsoft Technology Corp	IT_SOFTWARE_OTH	\$5,739,562	\$2,872,198	2/25/2021	7/24/2024
FIT01244213	Armis Federal LLC	IT_SOFTWARE_OTH	\$1,900,000	\$1,108,333	3/11/2024	3/10/2025
FIT01244213	Armis Federal LLC	IT_SOFTWARE_OTH	\$1,900,000	\$791,667	3/11/2024	3/10/2025
CIT01244112	Annuk Incorporated	IT_SOFTWARE_OTH	\$670,952	\$670,952	3/6/2024	3/5/2025
COHAW233344	Enterprise Health LLC	IT_SOFTWARE_OTH	\$667,865	\$667,865	9/1/2023	8/31/2024
CPRMT233139	GTY Software Inc DBA Bonfire Interactive	IT_SOFTWARE_OTH	\$299,400	\$299,400	8/21/2023	8/20/2026

## (CIP8030) Future Information Technology Projects

FY2024 Q3

Initiative Type: Program

Mode: Systemwide

Investment Program:

Location:

Investment Category:

### Description



### Expected Outcome

### Strategic Drivers



Safety



Security



Reliability/SGR

### Overall Status

Development & Evaluation	<input type="radio"/>
Implementation & Construction	<input type="radio"/>
Operations Activation	<input type="radio"/>

### Budget and Funding (\$ Millions)

FY2024 Current Budget	YTD % Budget Expended
\$0.00	0.0%

FY2024 Funding Sources	YTD Expended
Formula	\$0.00
PRIIA	\$0.00
Other	\$0.00
<b>Federal Subtotal</b>	<b>\$0.00</b>
System Performance	\$0.00
Reimbursable/Other	\$0.00
DC Dedicated Funding	\$0.00
MD Dedicated Funding	\$0.00
VA Non-Restricted Dedicated Funding	\$0.00
VA Restricted Dedicated Funding	\$0.00
<b>Local Subtotal</b>	<b>\$0.00</b>
<b>Debt</b>	<b>\$0.00</b>
<b>Net Accruals</b>	<b>\$0.00</b>
<b>Total FY2024 Expenditures</b>	<b>\$0.00</b>

There are no active contracts associated with this CIP

## (CIP8032) Future Metro Transit Police Projects

FY2024 Q3

Initiative Type:

Investment Program:

Investment Category:

### Description

Mode:

Location:



### Expected Outcome

### Strategic Drivers



Safety



Security



Reliability/SGR

### Overall Status

Development & Evaluation	<input type="radio"/>
Implementation & Construction	<input type="radio"/>
Operations Activation	<input type="radio"/>

Started working on a business case to upgrade MTPD security booths.

### Budget and Funding (\$ Millions)

FY2024 Current Budget	YTD % Budget Expended
\$0.25	0.0%

FY2024 Funding Sources	YTD Expended
Formula	\$0.00
PRIIA	\$0.00
Other	\$0.00
<b>Federal Subtotal</b>	<b>\$0.00</b>
System Performance	\$0.00
Reimbursable/Other	\$0.00
DC Dedicated Funding	\$0.00
MD Dedicated Funding	\$0.00
VA Non-Restricted Dedicated Funding	\$0.00
VA Restricted Dedicated Funding	\$0.00
<b>Local Subtotal</b>	<b>\$0.00</b>
<b>Debt</b>	<b>\$0.00</b>
<b>Net Accruals</b>	<b>\$0.00</b>
<b>Total FY2024 Expenditures</b>	<b>\$0.00</b>

There are no active contracts associated with this CIP

## (CIP8034) Future Support Equipment Projects

FY2024 Q3

Initiative Type: Program  
Investment Program: Support Equipment/Services  
Investment Category: Business & Operations Support

Mode: Systemwide  
Location: Systemwide

### Description

This program identifies investment needs for equipment and services that have the potential to develop into future projects, based on outcomes of the development and evaluation process.



### Expected Outcome

Identifies potential future investments as development and evaluation efforts are undertaken to assess alternatives.

### Strategic Drivers



Safety



Security



Reliability/SGR

### Overall Status

Development & Evaluation	<input type="radio"/>
Implementation & Construction	<input type="radio"/>
Operations Activation	<input type="radio"/>

Wellness Portal contract will now be awarded in October 2024, Breathalyzers and Audimeters will no longer be paid for from this CIP.

### Budget and Funding (\$ Millions)

FY2024 Current Budget	YTD % Budget Expended
\$0.50	2.0%

FY2024 Funding Sources	YTD Expended
Formula	\$0.00
PRIIA	\$0.00
Other	\$0.00
<b>Federal Subtotal</b>	<b>\$0.00</b>
System Performance	\$0.00
Reimbursable/Other	\$0.00
DC Dedicated Funding	\$0.00
MD Dedicated Funding	\$0.00
VA Non-Restricted Dedicated Funding	\$0.00
VA Restricted Dedicated Funding	\$0.00
<b>Local Subtotal</b>	<b>\$0.00</b>
<b>Debt</b>	<b>\$0.00</b>
<b>Net Accruals</b>	<b>\$0.00</b>
<b>Total FY2024 Expenditures</b>	<b>\$0.00</b>



**(CIP8034)****Top 30 Active Contracts by Allocated CIP Value**

<b>Contract Number</b>	<b>Vendor</b>	<b>Activity</b>	<b>Contract Value</b>	<b>Allocated CIP Value</b>	<b>Contract Start Date</b>	<b>Contract Expiration Date</b>
COHAW233552	Harting Associates Inc	IT_SOFTWARE_OTH	\$72,125	\$72,125	11/13/2023	4/14/2027

## (CRB0005) Planning Support for the District of Columbia

FY2024 Q3

Initiative Type: Program  
Investment Program: Support Equipment/Services  
Investment Category: Business & Operations Support

Mode: Systemwide  
Location: District of Columbia

### Description

This program facilitates planning and design of potential future transit projects and transit oriented development efforts which create pedestrian-oriented, mixed-use communities centered around Metro stations. This also includes other projects that are of priority interest to Metro and the District of Columbia.



### Expected Outcome

Facilitates improvements in station circulation, station access, regional transportation planning, and joint development activities that are of mutual interest to Metro and the District of Columbia.

### Strategic Drivers



Safety



Security



Reliability/SGR

### Overall Status

(Programs are ongoing)

Development & Evaluation	<input type="radio"/>
Implementation & Construction	<input checked="" type="radio"/>
Operations Activation	<input type="radio"/>

Performed a number of consultant-led station capacity studies. Cleveland Park, and Brookland are all entering the final report stage, we should receive those in quarter 4. Final Report review taking longer than expected.

### Budget and Funding (\$ Millions)

FY2024 Current Budget	YTD % Budget Expended
\$1.00	96.9%

FY2024 Funding Sources	YTD Expended
Formula	\$0.00
PRIIA	\$0.00
Other	\$0.00
<b>Federal Subtotal</b>	<b>\$0.00</b>
System Performance	\$0.00
Reimbursable/Other	\$0.55
DC Dedicated Funding	\$0.00
MD Dedicated Funding	\$0.00
VA Non-Restricted Dedicated Funding	\$0.00
VA Restricted Dedicated Funding	\$0.00
<b>Local Subtotal</b>	<b>\$0.55</b>
<b>Debt</b>	<b>\$0.00</b>
<b>Net Accruals</b>	<b>(\$0.15)</b>
<b>Total FY2024 Expenditures</b>	<b>\$0.40</b>

**(CRB0005)****Top 30 Active Contracts by Allocated CIP Value**

<b>Contract Number</b>	<b>Vendor</b>	<b>Activity</b>	<b>Contract Value</b>	<b>Allocated CIP Value</b>	<b>Contract Start Date</b>	<b>Contract Expiration Date</b>
CIT01233281	Connects 360 LLC	CONSULT	\$114,650	\$14,242	11/14/2023	11/8/2024
FQ18033C	WSP USA Inc.	PLANNING	\$90,950,000	\$287,521	8/15/2018	5/31/2024
FQ10065-FY16	AECOM, USA, INC.	PLANNING	\$8,000,000	\$27,074	5/22/2012	4/30/2024
FQ10065-FY16	AECOM, USA, INC.	PLANNING	\$8,000,000	\$22,214	5/22/2012	4/30/2024

## (CRB0009) Planning Support for Maryland Jurisdictions

FY2024 Q3

Initiative Type: Program  
Investment Program: Support Equipment/Services  
Investment Category: Business & Operations Support

Mode: Systemwide  
Location: State of Maryland

### Description

This program facilitates planning and design of potential future transit projects and transit oriented development efforts which create pedestrian-oriented, mixed-use communities centered around Metro stations. This also includes other projects that are of priority interest to Metro and the Maryland jurisdictions.



### Expected Outcome

Facilitates improvements in station circulation, station access, regional transportation planning, and joint development activities that are of mutual interest to Metro and the Maryland jurisdictions.

### Strategic Drivers



Safety



Security



Reliability/SGR

### Overall Status

(Programs are ongoing)

Development & Evaluation	<input type="radio"/>
Implementation & Construction	<input checked="" type="radio"/>
Operations Activation	<input type="radio"/>

Performed a number of consultant-led station capacity studies. Bethesda and Twinbrook are all in the final report stage, we should receive those in quarter 4. Final Report review taking longer than expected.

### Budget and Funding (\$ Millions)

FY2024 Current Budget	YTD % Budget Expended
\$0.93	95.7%

FY2024 Funding Sources	YTD Expended
Formula	\$0.00
PRIIA	\$0.00
Other	\$0.00
<b>Federal Subtotal</b>	<b>\$0.00</b>
System Performance	\$0.00
Reimbursable/Other	\$0.52
DC Dedicated Funding	\$0.00
MD Dedicated Funding	\$0.00
VA Non-Restricted Dedicated Funding	\$0.00
VA Restricted Dedicated Funding	\$0.00
<b>Local Subtotal</b>	<b>\$0.52</b>
<b>Debt</b>	<b>\$0.00</b>
<b>Net Accruals</b>	<b>\$0.35</b>
<b>Total FY2024 Expenditures</b>	<b>\$0.88</b>

**(CRB0009)****Top 30 Active Contracts by Allocated CIP Value**

<b>Contract Number</b>	<b>Vendor</b>	<b>Activity</b>	<b>Contract Value</b>	<b>Allocated CIP Value</b>	<b>Contract Start Date</b>	<b>Contract Expiration Date</b>
CIT01233281	Connects 360 LLC	CONSULT	\$114,650	\$30,272	11/14/2023	11/8/2024
CLAND211254-3C	HR&A Advisors Inc	PLANNING	\$0	\$340,818	11/16/2022	11/15/2027
FQ18033C	WSP USA Inc.	PLANNING	\$90,950,000	\$67,521	8/15/2018	5/31/2024
FQ10065-FY16	AECOM, USA, INC.	PLANNING	\$8,000,000	\$66,333	5/22/2012	4/30/2024

## (CRB0013) Potomac Yard Station Construction


FY2024 Q3

Initiative Type: Project  
Investment Program: Platforms & Structures  
Investment Category: Stations and Passenger Facilities

Mode: Rail  
Location: Commonwealth of Virginia

### Description

The project supports the design and construction of a new Metrorail station on the Yellow and Blue Lines between the existing Braddock Road and Ronald Reagan Washington National Airport Stations. This project is a partnership between Metro and the City of Alexandria, which is funding the new station.



### Expected Outcome

Increases access to Metrorail in the City of Alexandria, accommodating economic development, reduced vehicle traffic, and improved quality of life in the City of Alexandria and the surrounding community.

### Strategic Drivers



Safety



Security



Reliability/SGR

### Overall Status

Development & Evaluation	
Implementation & Construction	
Operations Activation	

In the third quarter, several activities were completed or progressed. Punch list items were addressed, including troubleshooting of Air Handling Units (AHUs) and sewage ejectors, as well as the entrance gate. A louver was installed at C10TPSS (Traction Power Substation), and heat tape/track heater testing was completed, ensuring the proper functioning of these systems.

### Budget and Funding (\$ Millions)

FY2024 Current Budget	YTD % Budget Expended
\$17.02	35.0%

FY2024 Funding Sources	YTD Expended
Formula	\$0.00
PRIIA	\$0.00
Other	\$0.00
<b>Federal Subtotal</b>	<b>\$0.00</b>
System Performance	\$0.00
Reimbursable/Other	\$9.26
DC Dedicated Funding	\$0.00
MD Dedicated Funding	\$0.00
VA Non-Restricted Dedicated Funding	\$0.00
VA Restricted Dedicated Funding	\$0.00
<b>Local Subtotal</b>	<b>\$9.26</b>
<b>Debt</b>	<b>\$0.00</b>
<b>Net Accruals</b>	<b>(\$5.49)</b>
<b>Total FY2024 Expenditures</b>	<b>\$3.76</b>

**(CRB0013)****Top 30 Active Contracts by Allocated CIP Value**

<b>Contract Number</b>	<b>Vendor</b>	<b>Activity</b>	<b>Contract Value</b>	<b>Allocated CIP Value</b>	<b>Contract Start Date</b>	<b>Contract Expiration Date</b>
FQ18033G	Gannett Fleming Engineers and Architects	CONSULT	\$105,000,000	\$1,369,368	8/23/2018	8/30/2024
FQ18033I	AECOM-STV JV	CONSULT	\$22,500,000	\$658,002	7/1/2018	6/30/2025
FQ18033B	HNTB Corporation	CONSULT	\$92,374,562	\$372,493	8/2/2018	8/2/2024
FQ18033I	AECOM-STV JV	CONSULT	\$71,200,000	\$178,843	7/1/2018	6/30/2024
FQ18033C	WSP USA Inc.	CONSULT	\$90,950,000	\$98,032	8/15/2018	5/31/2024
FQ18033B	HNTB Corporation	CONSULT	\$106,860,293	\$80,387	8/2/2018	8/2/2024
FQ10065-FY16	AECOM, USA, INC.	CONSULT	\$8,000,000	\$2,518,706	5/22/2012	4/30/2024
C20147	K&J Safety & Security Consulting	CONSULT	\$19,773,890	\$120,000	9/30/2020	10/31/2025
FQ16146	Potomac Yard Constructors A JV	DESIGN_BUILD	\$287,541,538	\$21,530,420	9/11/2018	12/31/2024
FQ16146	Potomac Yard Constructors A JV	EQUIP_MATL	\$287,541,538	\$21,530,420	9/11/2018	12/31/2024
FQ10065-FY16	AECOM, USA, INC.	ENGINEERING	\$8,000,000	\$2,518,706	5/22/2012	4/30/2024
FQ18033B	HNTB Corporation	ENGINEERING	\$92,374,562	\$372,493	8/2/2018	8/2/2024
C20113	Transportation Management Service Inc	3RD_PARTY	\$27,817,629	\$69,345	5/22/2020	5/21/2024



## (CRB0018) Planning Support for Virginia Jurisdictions

FY2024 Q3

Initiative Type: Program  
Investment Program: Support Equipment/Services  
Investment Category: Business & Operations Support

Mode: Systemwide  
Location: Commonwealth of Virginia

### Description

This program facilitates planning and design of potential future transit projects and transit oriented development efforts which create pedestrian-oriented, mixed-use communities centered around Metro stations. This also includes other projects that are of priority interest to Metro and the Virginia jurisdictions.



### Expected Outcome

Facilitates improvements in station circulation, station access, regional transportation planning, and joint development activities that are of mutual interest to Metro and the Virginia jurisdictions.

### Strategic Drivers



Safety



Security



Reliability/SGR

### Overall Status

(Programs are ongoing)

Development & Evaluation	<input type="radio"/>
Implementation & Construction	<input checked="" type="radio"/>
Operations Activation	<input type="radio"/>

In the third quarter, the consultant-led station capacity studies continued, with Pentagon City progressing to the engineering feasibility stage. The Vienna Bus Transfer D&E project also commenced and is currently in the existing conditions phase, indicating ongoing progress in station planning activities.

### Budget and Funding (\$ Millions)

FY2024 Current Budget	YTD % Budget Expended
\$0.99	83.7%

FY2024 Funding Sources	YTD Expended
Formula	\$0.00
PRIIA	\$0.00
Other	\$0.00
<b>Federal Subtotal</b>	<b>\$0.00</b>
System Performance	\$0.00
Reimbursable/Other	\$0.58
DC Dedicated Funding	\$0.00
MD Dedicated Funding	\$0.00
VA Non-Restricted Dedicated Funding	\$0.00
VA Restricted Dedicated Funding	\$0.00
<b>Local Subtotal</b>	<b>\$0.58</b>
<b>Debt</b>	<b>\$0.00</b>
<b>Net Accruals</b>	<b>(\$0.12)</b>
<b>Total FY2024 Expenditures</b>	<b>\$0.46</b>



**(CRB0018)****Top 30 Active Contracts by Allocated CIP Value**

<b>Contract Number</b>	<b>Vendor</b>	<b>Activity</b>	<b>Contract Value</b>	<b>Allocated CIP Value</b>	<b>Contract Start Date</b>	<b>Contract Expiration Date</b>
FQ15190A	AECOM, USA, INC.	CONSULT	\$30,500,000	\$228,922	3/29/2018	6/30/2024
FQ18033I	AECOM-STV JV	CONSULT	\$70,000,000	\$40,000	7/1/2018	6/30/2025
CIT01233281	Connects 360 LLC	CONSULT	\$114,650	\$27,100	11/14/2023	11/8/2024
FQ10065-FY16	AECOM, USA, INC.	PLANNING	\$8,000,000	\$248,431	5/22/2012	4/30/2024
FQ18033C	WSP USA Inc.	PLANNING	\$90,950,000	\$67,521	8/15/2018	5/31/2024

## (CRB0019) Silver Line Phase 1

FY2024 Q3

Initiative Type:

Investment Program:

Investment Category:

Mode:

Location:



### Description

### Expected Outcome

### Strategic Drivers



Safety



Security



Reliability/SGR

### Overall Status

Development & Evaluation	<input type="radio"/>
Implementation & Construction	<input type="radio"/>
Operations Activation	<input type="radio"/>

### Budget and Funding (\$ Millions)

FY2024 Current Budget	YTD % Budget Expended
\$0.00	0.0%

FY2024 Funding Sources	YTD Expended
Formula	\$0.00
PRIIA	\$0.00
Other	\$0.00
<b>Federal Subtotal</b>	<b>\$0.00</b>
System Performance	\$0.00
Reimbursable/Other	\$0.00
DC Dedicated Funding	\$0.00
MD Dedicated Funding	\$0.00
VA Non-Restricted Dedicated Funding	\$0.00
VA Restricted Dedicated Funding	\$0.00
<b>Local Subtotal</b>	<b>\$0.00</b>
<b>Debt</b>	<b>\$0.00</b>
<b>Net Accruals</b>	<b>\$0.00</b>
<b>Total FY2024 Expenditures</b>	<b>\$0.00</b>

There are no active contracts associated with this CIP

## (CRB0019\_19) Silver Line Phase 1 Railcars

FY2024 Q3

Initiative Type: Project  
Investment Program: Acquisition  
Investment Category: Railcar and Railcar Facilities

Mode: Rail  
Location: Systemwide

### Description

This project acquires 64 new 7000 series railcars for phase 1 construction of the Silver Line. The railcars are funded by the Metropolitan Washington Airports Authority.



### Expected Outcome

Provides additional railcars necessary for the phase 1 portion of the new Silver Line rail service. All railcars have been received.

### Strategic Drivers



Safety



Security



Reliability/SGR

### Overall Status

Development & Evaluation	<input type="radio"/>
Implementation & Construction	<input type="radio"/>
Operations Activation	<input type="radio"/>

In Q3, the contractor continued to work on completing the remaining milestones related to the final acceptance of tools/test equipment and as-built drawings for the Silver Line Phase I project.

### Budget and Funding (\$ Millions)

FY2024 Current Budget	YTD % Budget Expended
\$4.35	0.0%

FY2024 Funding Sources	YTD Expended
Formula	\$0.00
PRIIA	\$0.00
Other	\$0.00
<b>Federal Subtotal</b>	<b>\$0.00</b>
System Performance	\$0.00
Reimbursable/Other	\$0.00
DC Dedicated Funding	\$0.00
MD Dedicated Funding	\$0.00
VA Non-Restricted Dedicated Funding	\$0.00
VA Restricted Dedicated Funding	\$0.00
<b>Local Subtotal</b>	<b>\$0.00</b>
<b>Debt</b>	<b>\$0.00</b>
<b>Net Accruals</b>	<b>\$0.00</b>
<b>Total FY2024 Expenditures</b>	<b>\$0.00</b>

There are no active contracts associated with this CIP

## (CRB0020) Silver Line Phase 2 Construction Support

FY2024 Q3

Initiative Type: Project  
Investment Program: Platforms & Structures  
Investment Category: Stations and Passenger Facilities

Mode: Rail  
Location: Commonwealth of Virginia

### Description

This project supports Phase 2 construction, integration, and infrastructure improvements for the Silver Line extension of six stations. This project is managed and funded by the Metropolitan Washington Airports Authority



### Expected Outcome

Provides rail customers a direct connection to Dulles International Airport and better access to rail service for residents, visitors, and businesses in Western Fairfax County and Loudoun County.

### Strategic Drivers



Safety



Security



Reliability/SGR

### Overall Status

Development & Evaluation	<input type="radio"/>
Implementation & Construction	<input type="radio"/>
Operations Activation	<input type="radio"/>

In Q3 the construction of the ATC training lab in Dulles Yard is in the Statement of Work (SOW) development stage. Art in Transit (AIT) activities at Ashburn and Reston Station are ongoing, with the artwork expected to continue into the first quarter of FY25. The delivery date for the remaining police vehicle (Tahoe) is still pending. The Dulles Yard Wi-Fi project is in progress and expected to extend into Q1 FY25 due to limited material availability. The purchase order for the rail car battery is pending cost review and budget approval.

### Budget and Funding (\$ Millions)

FY2024 Current Budget	YTD % Budget Expended
\$0.00	0.0%

FY2024 Funding Sources	YTD Expended
Formula	\$0.00
PRIIA	\$0.00
Other	\$0.00
<b>Federal Subtotal</b>	<b>\$0.00</b>
System Performance	\$0.00
Reimbursable/Other	\$3.87
DC Dedicated Funding	\$0.00
MD Dedicated Funding	\$0.00
VA Non-Restricted Dedicated Funding	\$0.00
VA Restricted Dedicated Funding	\$0.00
<b>Local Subtotal</b>	<b>\$3.87</b>
<b>Debt</b>	<b>\$0.00</b>
<b>Net Accruals</b>	<b>\$0.04</b>
<b>Total FY2024 Expenditures</b>	<b>\$3.90</b>

**(CRB0020)****Top 30 Active Contracts by Allocated CIP Value**

<b>Contract Number</b>	<b>Vendor</b>	<b>Activity</b>	<b>Contract Value</b>	<b>Allocated CIP Value</b>	<b>Contract Start Date</b>	<b>Contract Expiration Date</b>
FQ18033G	Gannett Fleming Engineers and Architects	CONSULT	\$105,000,000	\$10,000	8/23/2018	8/30/2024
FQ18033B	HNTB Corporation	CONSULT	\$106,860,293	\$57,447	8/2/2018	8/2/2024
C20147	K&J Safety & Security Consulting	CONSULT	\$19,773,890	\$800,000	9/30/2020	10/31/2025
FDULS222141	DeSimone Consulting Engineers Group LLC	CONSULT	\$136,592	\$136,592	4/25/2022	4/24/2027

## (CRB0020\_01) Silver Line Phase 2 Railcars

FY2024 Q3

Initiative Type: Project  
Investment Program: Acquisition  
Investment Category: Railcar and Railcar Facilities

Mode: Rail  
Location: Systemwide

### Description

This project acquires 64 new 7000 series railcars for phase 2 construction of the Silver Line. The railcars are funded by the Metropolitan Washington Airports Authority.



### Expected Outcome

Provides additional railcars necessary for the phase 2 portion of the new Silver Line rail service. All railcars have been received.

### Strategic Drivers



Safety



Security



Reliability/SGR

### Overall Status

Development & Evaluation	<input type="radio"/>
Implementation & Construction	<input checked="" type="radio"/>
Operations Activation	<input type="radio"/>

Contractor continues to work on completion of option milestones regarding acceptance of railcars, completion of 5 year warranty period items and completion of reliability tests.

### Budget and Funding (\$ Millions)

FY2024 Current Budget	YTD % Budget Expended
\$3.58	0.0%

FY2024 Funding Sources	YTD Expended
Formula	\$0.00
PRIIA	\$0.00
Other	\$0.00
<b>Federal Subtotal</b>	<b>\$0.00</b>
System Performance	\$0.00
Reimbursable/Other	\$0.00
DC Dedicated Funding	\$0.00
MD Dedicated Funding	\$0.00
VA Non-Restricted Dedicated Funding	\$0.00
VA Restricted Dedicated Funding	\$0.00
<b>Local Subtotal</b>	<b>\$0.00</b>
<b>Debt</b>	<b>\$0.00</b>
<b>Net Accruals</b>	<b>\$0.00</b>
<b>Total FY2024 Expenditures</b>	<b>\$0.00</b>



There are no active contracts associated with this CIP

## (CRB0127) Purple Line Construction Support

FY2024 Q3

Initiative Type: Project  
Investment Program: Platforms & Structures  
Investment Category: Stations and Passenger Facilities

Mode: Rail  
Location: Maryland

### Description

This project supports the Purple Line, a 16-mile light rail transit line extending from Bethesda to New Carrollton. The Maryland Transit Administration (MTA) is managing and funding the development of the line which will connect to four Metrorail stations: Bethesda, Silver Spring, College Park, and New Carrollton. This project includes design and engineering support to integrate Metro facilities with the Purple Line and a new entrance into the South Mezzanine at Bethesda Station.



### Expected Outcome

Supports future multi-modal connections that will increase transit access in the region. Increases passengers flexibility and convenience.

### Strategic Drivers



Safety



Security



Reliability/SGR

### Overall Status

Development & Evaluation	<input type="radio"/>
Implementation & Construction	<input type="radio"/>
Operations Activation	<input type="radio"/>

In the third quarter, construction activities were completed at New Carrollton and College Park stations. Activities continued at Bethesda and Silver Spring stations. Two weekend track shutdowns occurred at Silver Spring on January 24. The WMATA award for the design/build contract of the new Bethesda South Mezzanine was pushed out to mid-Q4.

### Budget and Funding (\$ Millions)

FY2024 Current Budget	YTD % Budget Expended
\$9.69	72.1%

FY2024 Funding Sources	YTD Expended
Formula	\$0.00
PRIIA	\$0.00
Other	\$0.00
<b>Federal Subtotal</b>	<b>\$0.00</b>
System Performance	\$0.00
Reimbursable/Other	\$2.10
DC Dedicated Funding	\$0.00
MD Dedicated Funding	\$0.00
VA Non-Restricted Dedicated Funding	\$0.00
VA Restricted Dedicated Funding	\$0.00
<b>Local Subtotal</b>	<b>\$2.10</b>
<b>Debt</b>	<b>\$0.00</b>
<b>Net Accruals</b>	<b>\$1.61</b>
<b>Total FY2024 Expenditures</b>	<b>\$3.70</b>

**(CRB0127)****Top 30 Active Contracts by Allocated CIP Value**

<b>Contract Number</b>	<b>Vendor</b>	<b>Activity</b>	<b>Contract Value</b>	<b>Allocated CIP Value</b>	<b>Contract Start Date</b>	<b>Contract Expiration Date</b>
FQ18033G	Gannett Fleming Engineers and Architects	CONSULT	\$105,000,000	\$6,043,760	8/23/2018	8/30/2024
FQ18033G	Gannett Fleming Engineers and Architects	CONSULT	\$105,000,000	\$100,000	8/23/2018	8/30/2024
FQ18033B	HNTB Corporation	CONSULT	\$106,860,293	\$410,018	8/2/2018	8/2/2024
FQ18033B	HNTB Corporation	CONSULT	\$92,374,562	\$97,078	8/2/2018	8/2/2024
C20147	K&J Safety & Security Consulting	CONSTRUCTION	\$19,773,890	\$45,000	9/30/2020	10/31/2025
CCSCM211074	Sharp And Company	3RD_PARTY	\$14,000,000	\$52,351	5/17/2021	5/17/2024
FQ19172KGP	KGP Design Studio LLC	ENGINEERING	\$2,000,000	\$1,427,568	10/3/2019	10/3/2024

## (CRB0133) Union Station Entrance Improvements

FY2024 Q3

Initiative Type:

Investment Program:

Investment Category:

Mode:

Location:

### Description



### Expected Outcome

### Strategic Drivers



Safety



Security



Reliability/SGR

### Overall Status

Development & Evaluation	<input type="radio"/>
Implementation & Construction	<input type="radio"/>
Operations Activation	<input type="radio"/>

### Budget and Funding (\$ Millions)

FY2024 Current Budget	YTD % Budget Expended
\$0.00	0.0%

FY2024 Funding Sources	YTD Expended
Formula	\$0.00
PRIIA	\$0.00
Other	\$0.00
<b>Federal Subtotal</b>	<b>\$0.00</b>
System Performance	\$0.00
Reimbursable/Other	\$0.00
DC Dedicated Funding	\$0.00
MD Dedicated Funding	\$0.00
VA Non-Restricted Dedicated Funding	\$0.00
VA Restricted Dedicated Funding	\$0.00
<b>Local Subtotal</b>	<b>\$0.00</b>
<b>Debt</b>	<b>\$0.00</b>
<b>Net Accruals</b>	<b>\$0.00</b>
<b>Total FY2024 Expenditures</b>	<b>\$0.00</b>

There are no active contracts associated with this CIP

## (CRB0136) McLean Station - New Entrance


FY2024 Q3

Initiative Type: Project  
Investment Program: Signals & Communications  
Investment Category: Rail Systems

Mode: Rail  
Location:

### Description

Construction of a new second entrance to McLean Station.



### Expected Outcome

### Strategic Drivers



Safety



Security



Reliability/SGR

### Overall Status

Development & Evaluation	<input type="radio"/>
Implementation & Construction	<input type="radio"/>
Operations Activation	<input type="radio"/>

Final work on doors and punchlist closeout being complete, project is almost in closeout phase

### Budget and Funding (\$ Millions)

FY2024 Current Budget	YTD % Budget Expended
\$0.00	0.0%

FY2024 Funding Sources	YTD Expended
Formula	\$0.00
PRIIA	\$0.00
Other	\$0.00
<b>Federal Subtotal</b>	<b>\$0.00</b>
System Performance	\$0.00
Reimbursable/Other	\$0.94
DC Dedicated Funding	\$0.00
MD Dedicated Funding	\$0.00
VA Non-Restricted Dedicated Funding	\$0.00
VA Restricted Dedicated Funding	\$0.00
<b>Local Subtotal</b>	<b>\$0.94</b>
<b>Debt</b>	<b>\$0.00</b>
<b>Net Accruals</b>	<b>\$0.08</b>
<b>Total FY2024 Expenditures</b>	<b>\$1.02</b>

**(CRB0136)****Top 30 Active Contracts by Allocated CIP Value**

Contract Number	Vendor	Activity	Contract Value	Allocated CIP Value	Contract Start Date	Contract Expiration Date
FQ18033G	Gannett Fleming Engineers and Architects	CONSULT	\$105,000,000	\$100,000	8/23/2018	8/30/2024
FQ18033G	Gannett Fleming Engineers and Architects	CONSULT	\$105,000,000	\$10,000	8/23/2018	8/30/2024
FQ19273D	ADP Consultants, Inc.	CONSTRUCTION	\$5,139,218	\$7,905	3/27/2020	3/25/2025

**(CRB0137) Crystal City East Entrance**

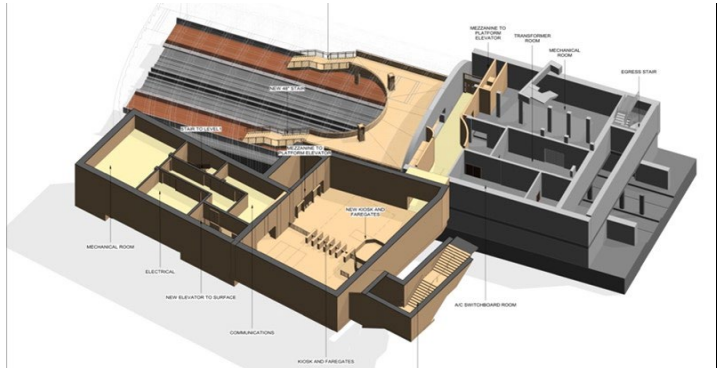
FY2024 Q3

Initiative Type: Project  
Investment Program: Vertical Transportation  
Investment Category: Stations and Passenger Facilities

Mode: Rail  
Location: Commonwealth of Virginia

## Description

The Crystal City Metrorail Station, one of the more highly-used stations in Arlington County, is reaching capacity at its existing during peak periods and has limited emergency egress. With redevelopment underway in Crystal City, overall trip-making will increase and may overburden the existing station entrance. The new entrance at the east end of the station he new entrance will have two new street-to-mezzanine elevators and new platform-to-mezzanine elevators, and will provide easier access from Crystal Drive and the nearby VRE station and Metroway



## Expected Outcome

The access improvement plan will improve compliance with the Americans with Disabilities Act (ADA), provide more conveniently located elevator access, and allow for additional egress during emergency situations.

## Strategic Drivers



## Safety



## Security



Reliability/SGR

## Overall Status

Development & Evaluation	<input type="radio"/>
Implementation & Construction	<input type="radio"/>
Operations Activation	<input type="radio"/>

Crystal City East Entrance design packages continue to advance anywhere from 60% to 90%. Various design meetings and workshops were held to provide engineering and architectural input. Stakeholder partnering session was conducted. Preliminary utility relocation work continued.

### Budget and Funding (\$ Millions)

FY2024 Current Budget	YTD % Budget Expended
\$0.00	0.0%

FY2024 Funding Sources	YTD Expended
Formula	\$0.00
PRIIA	\$0.00
Other	\$0.00
<b>Federal Subtotal</b>	<b>\$0.00</b>
System Performance	\$0.00
Reimbursable/Other	(\$0.04)
DC Dedicated Funding	\$0.00
MD Dedicated Funding	\$0.00
VA Non-Restricted Dedicated Funding	\$0.00
VA Restricted Dedicated Funding	\$0.00
<b>Local Subtotal</b>	<b>(\$0.04)</b>
<b>Debt</b>	<b>\$0.00</b>
<b>Net Accruals</b>	<b>\$0.26</b>
<b>Total FY2024 Expenditures</b>	<b>\$0.21</b>



**(CRB0137)****Top 30 Active Contracts by Allocated CIP Value**

<b>Contract Number</b>	<b>Vendor</b>	<b>Activity</b>	<b>Contract Value</b>	<b>Allocated CIP Value</b>	<b>Contract Start Date</b>	<b>Contract Expiration Date</b>
FQ18033I	AECOM-STV JV	CONSULT	\$70,000,000	\$400,000	7/1/2018	6/30/2025