WASHINGTON METROPOLITAN AREA TRANSIT AUTHORITY

metro

NEW CARROLLTON AND LANDOVER YARDS IMPROVEMENTS
PRINCE GEORGE'S COUNTY, MD

GENERAL PLANS

FTA REVIEW DRAFT

OCTOBER 2014

NEW CARROLLTON YARD IMPROVEMENTS

LIST OF DRAWINGS

Drawing #	Sheet #	DRAWING TITLE
G-001	1 of 47	COVER
G-002	2 of 47	LIST OF DRAWINGS
G-003	3 of 47	VICINITY MAP
G-004	4 of 47	NEW CARROLLTON YARD EXISTING CONDITIONS
G-005	5 of 47	NEW CARROLLTON YARD SITE PLAN
G-006	6 of 47	FIRST FLOOR PLAN - OPERATIONS BUILDING
G-007	7 of 47	SECOND FLOOR PLAN - OPERATIONS BUILDING
G-008	8 of 47	THIRD FLOOR PLAN - OPERATIONS BUILDING
G-009	9 of 47	BUILDING ELEVATIONS - OPERATIONS BUILDING
G-010	10 of 47	ROOF PLAN / SECTION - OPERATIONS BUILDING
G-011	11 of 47	FIRST FLOOR PLANS - NORTH PLATFORM & CONTROL TOWER
G-012	12 of 47	SECOND FLOOR PLAN - NORTH PLATFORM & CONTROL TOWER
G-013	13 of 47	NORTH BUILDING ELEVATION - NORTH PLATFORM & CONTROL TOWER
G-014	14 of 47	SOUTH BUILDING ELEVATION - NORTH PLATFORM & CONTROL TOWER
G-015	15 of 47	EAST/WEST BUILDING ELEVATIONS - NORTH PLATFORM & CONTROL TOWER
G-016	16 of 47	FLOOR PLAN - EAST PLATFORM
G-017	17 of 47	ELEVATIONS - EAST PLATFORM
G-018	18 of 47	OVERALL FLOOR PLAN - S&I SHOP ANNEX
G-019	19 of 47	PARTIAL PLAN AREA 1 - S&I SHOP ANNEX
G-020	20 of 47	PARTIAL PLAN AREA 2 - S&I SHOP ANNEX
G-021	21 of 47	MEZZANINE LEVEL PARTIAL FLOOR PLANS - S&I SHOP
G-022	22 of 47	GROUND LEVEL FLOOR PLANS - ATC/TRAINING BUILDING
G-023	23 of 47	LANDOVER STATION EXISTING CONDITIONS
G-024	24 of 47	LANDOVER STATION SITE PLAN
G-025	25 of 47	OVERALL FIRST FLOOR PLAN - CTEM/TRST BUILDING
G-026	26 of 47	PARTIAL FLOOR PLAN AREA 1 - CTEM/TRST BUILDING
G-027	27 of 47	PARTIAL FLOOR PLAN AREA 2 - CTEM/TRST BUILDING
G-028	28 of 47	PARTIAL FIRST FLOOR PLAN AREA 3 - CTEM/TRST BUILDING
G-029	29 of 47	PARTIAL FIRST FLOOR PLAN AREA 4 - CTEM/TRST BUILDING
G-030	30 of 47	PARTIAL FIRST FLOOR PLAN AREA 5 - CTEM/TRST BUILDING
G-031	31 of 47	PARTIAL FIRST FLOOR PLAN AREA 6 - CTEM/TRST BUILDING
G-032	32 of 47	OVERALL MEZZANINE FLOOR PLAN - CTEM/TRST BUILDING
G-033	33 of 47	PARTIAL MEZZANINE PLAN AREA 7 - CTEM/TRST BUILDING
G-034	34 of 47	PARTIAL MEZZANINE PLAN AREA 8 - CTEM/TRST BUILDING
G-035	35 of 47	PARTIAL MEZZANINE PLAN AREA 9 - CTEM/TRST BUILDING
G-036	36 of 47	PARTIAL PLAN AREA 10 - CTEM/TRST BUILDING
G-037	37 of 47	PARTIAL MEZZANINE PLAN AREA 11 - CTEM/TRST BUILDING
G-038	38 of 47	PARTIAL MEZZANINE PLAN AREA 12 - CTEM/TRST BUILDING
G-039	39 of 47	STORAGE MEZZANINE PLANS - CTEM/TRST BUILDING
G-040	40 of 47	BUILDING ELEVATIONS - 1 - CTEM/TRST BUILDING
G-041	41 of 47	BUILDING ELEVATIONS - 2 - CTEM/TRST BUILDING
G-042	42 of 47	GRADE LEVEL PLAN - PARKING STRUCTURE
G-043	43 of 47	TYPICAL LEVEL PLAN - LEVELS 2 THOUGH 5 - PARKING STRUCTURE
G-044	44 of 47	TYPICAL LEVEL PLAN - LEVEL 6 - PARKING STRUCTURE
G-045	45 of 47	ROOF LEVEL PLAN - PARKING STRUCTURE
G-046	46 of 47	BUILDING ELEVATIONS - PARKING STRUCTURE
G-047	47 of 47	BUILDING SECTIONS - PARKING STRUCTURE

CONTRACT NO. XXXXXXX

DESIGNED		07/14/14 DATE
DRAWN	MRV	07/14/14 DATE
CHECKED	MJP	07/14/14 DATE
APPROVED	...	DATE

REFERENCE DRAWINGS

NUMBER	DESCRIPTION

REVISIONS

DATE	BY	DESCRIPTION

WASHINGTON METROPOLITAN TRANSIT AUTHORITY

DEPARTMENT OF TRANSIT INFRASTRUCTURE AND ENGINEERING SERVICES
OFFICE OF THE CHIEF ENGINEER, INFRASTRUCTURE

SUBMITTED _____ DATE

APPROVED _____ CHIEF ENGINEER DATE

NEW CARROLLTON YARD IMPROVEMENTS

LIST OF DRAWINGS

SCALE	DRAWING NO.	SHEET NO.
Not to Scale	G-002	2 of 47

Oct 02,2014–12:00pm
L:\WMATA On–Call Planning Services\New Carrollton Yard Improvements\400–Technical\General Plans\General Drawings\NCY General Plans Index and Vicinity Map.dwg

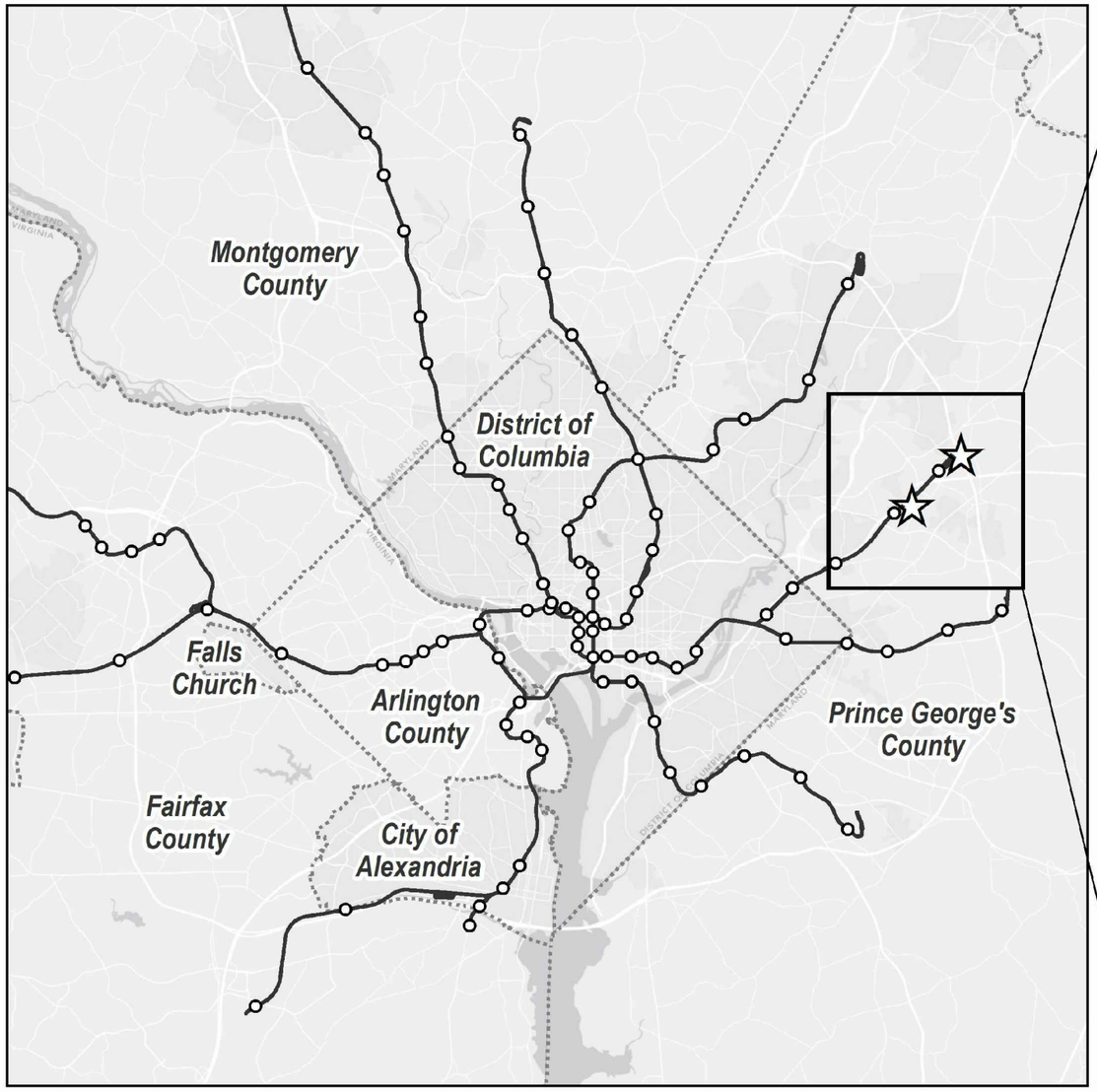

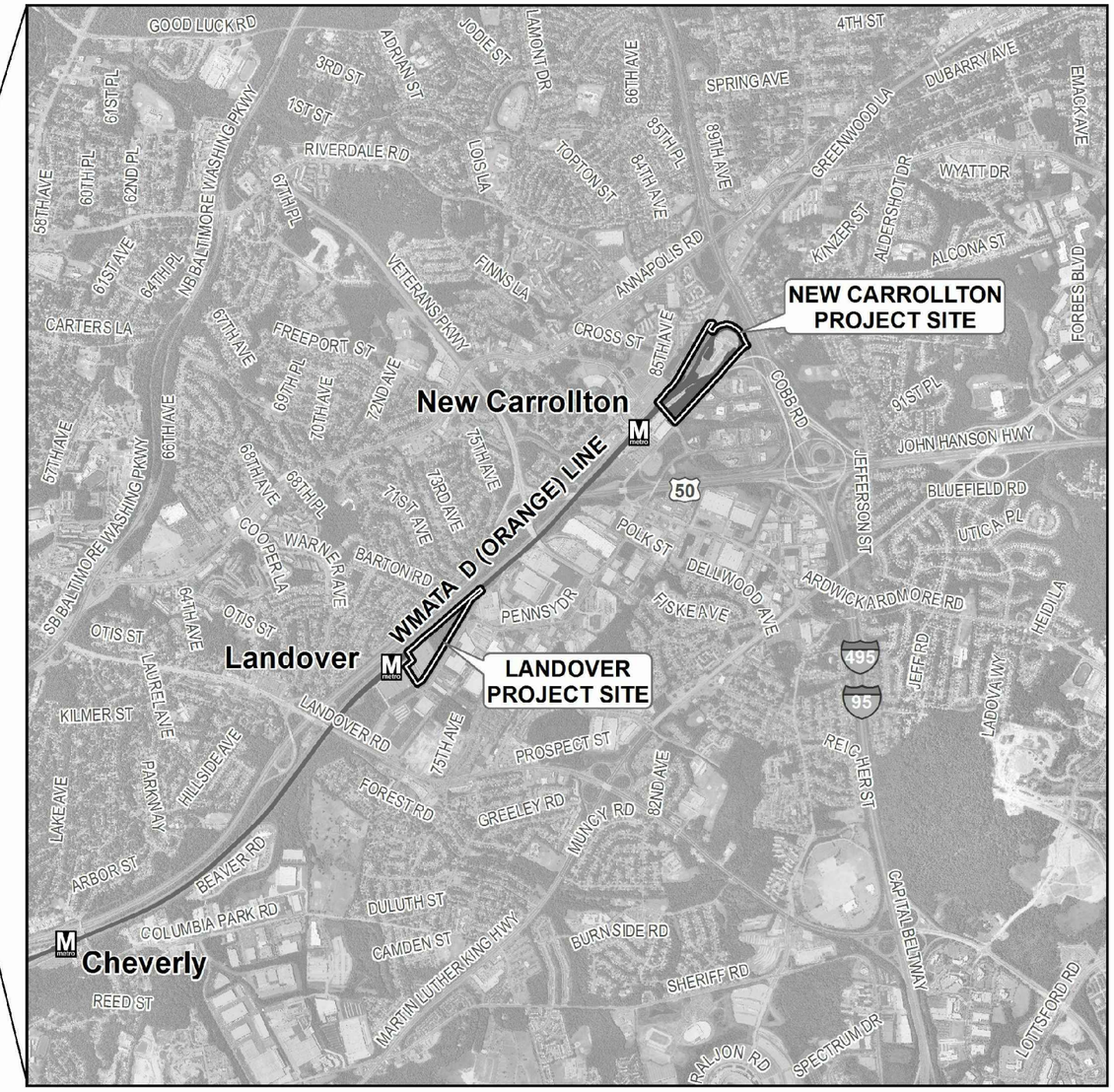

CONTRACT NO.
XXXXXXX

DESIGNED		07/14/14 DATE
DRAWN	MRV	07/14/14 DATE
CHECKED	MJP	07/14/14 DATE
APPROVED	...	DATE

REFERENCE DRAWINGS

NUMBER	DESCRIPTION

REVISIONS

DATE	BY	DESCRIPTION

WASHINGTON METROPOLITAN TRANSIT AUTHORITY

DEPARTMENT OF TRANSIT INFRASTRUCTURE AND ENGINEERING SERVICES
OFFICE OF THE CHIEF ENGINEER, INFRASTRUCTURE

SUBMITTED _____ DATE

APPROVED _____ CHIEF ENGINEER DATE

NEW CARROLLTON YARD IMPROVEMENTS

VICINITY MAP

SCALE	DRAWING NO.	SHEET NO.
Not to Scale	G-003	3 of 47

Oct 02,2014-11:00am
L:\WMATA On-Call Planning Services\New Carrollton Yard Improvements\400-Technical\General Plans\General Drawings\NCY General Plans Index and Vicinity Map.dwg

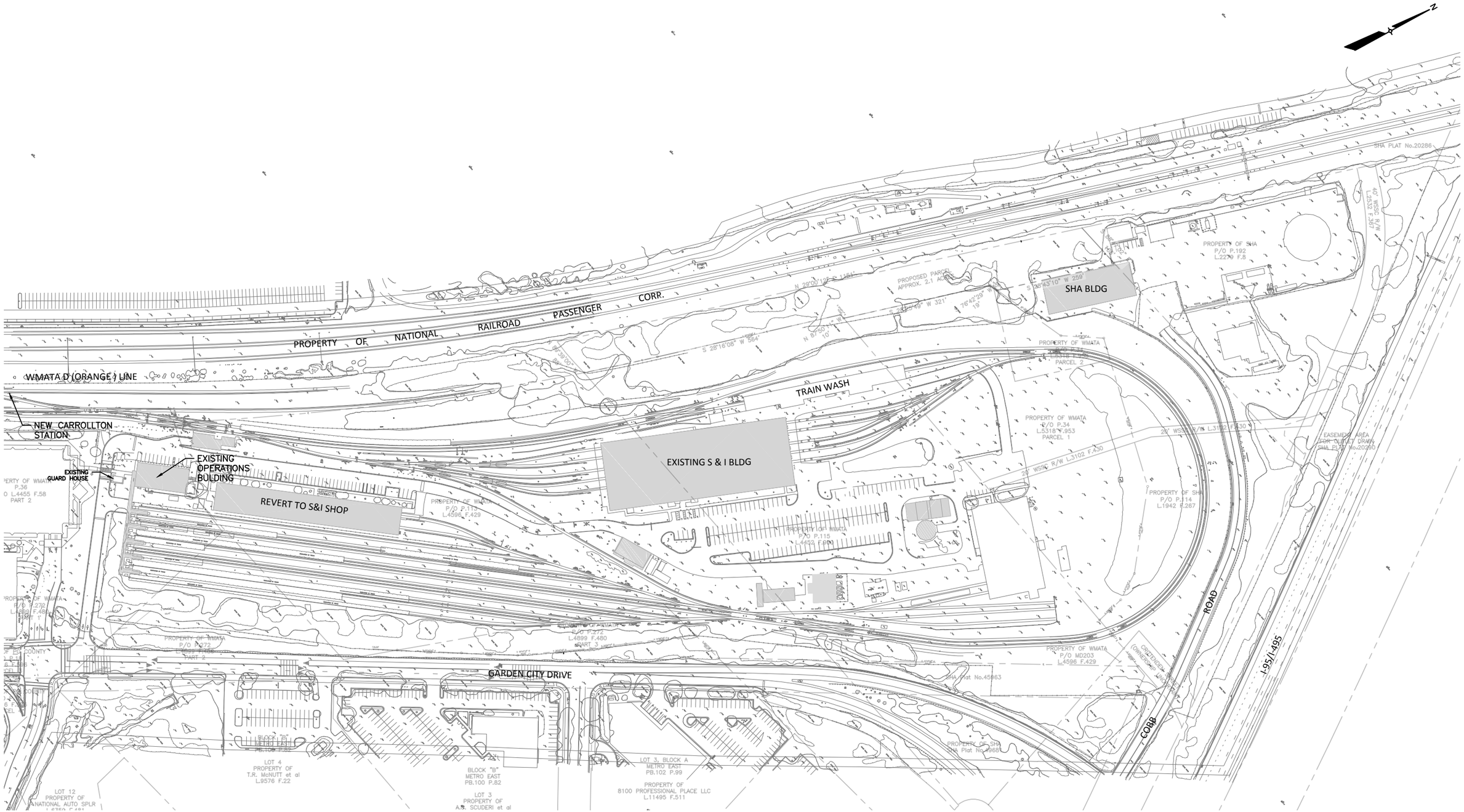

CONTRACT NO.
XXXXXXX

DESIGNED		DATE			
DRAWN	MRV	DATE 07/14/14			
CHECKED	MJP	DATE 07/14/14			
APPROVED	...	DATE			

REFERENCE DRAWINGS		REVISIONS		
NUMBER	DESCRIPTION	DATE	BY	DESCRIPTION

WASHINGTON METROPOLITAN TRANSIT AUTHORITY

DEPARTMENT OF TRANSIT INFRASTRUCTURE AND ENGINEERING SERVICES
OFFICE OF THE CHIEF ENGINEER, INFRASTRUCTURE

SUBMITTED DATE

APPROVED
CHIEF ENGINEER DATE

NEW CARROLLTON YARD IMPROVEMENTS

NEW CARROLLTON YARD EXISTING CONDITIONS

SCALE	DRAWING NO.	SHEET NO.
1" = 200'	G-004	4 of 47

Oct 02,2014–11:08am
L:\WMATA On-Call Planning Services\New Carrollton Yard Improvements\400-Technical\General Plans\NewCarrollton Site Plan\NewCarrollton Yard_Existing_071414.dwg

EXISTING EMPLOYEE PARKING SPACES	234
PROPOSED EMPLOYEE PARKING SPACES	242
EXISTING RAILCARS STORAGE	124
PROPOSED RAILCARS STORAGE	244

County Parcel Tax ID	Acquired Area (Acres)	Owner
2247526/2247534/2842912	2.22	Amtrak
2261709	0.07	SHA
Not Available-1	0.42	SHA
Not Available-2	0.23	SHA

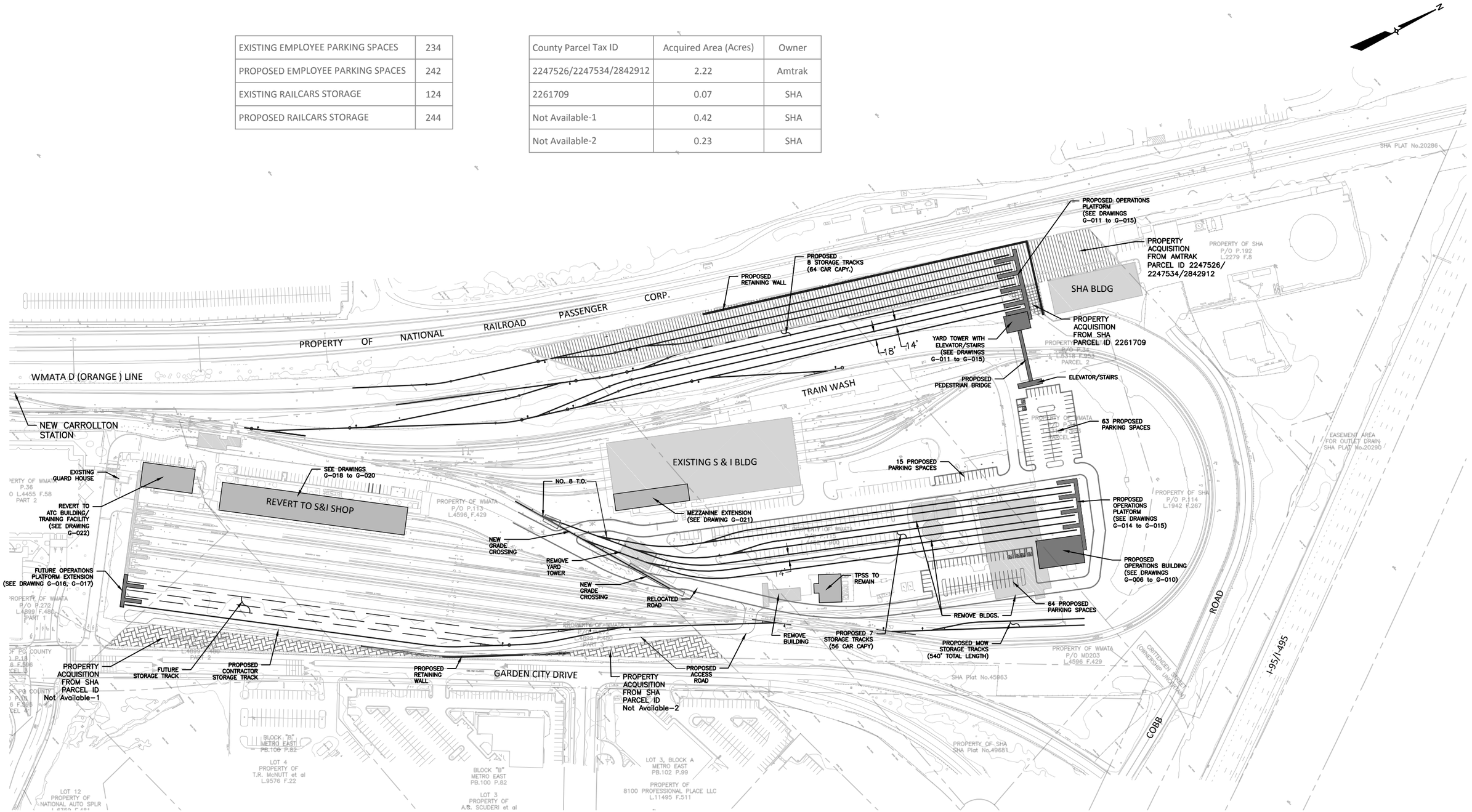

CONTRACT NO.
XXXXXXX

DESIGNED		DATE
DRAWN	MRV	DATE 07/14/14
CHECKED	MJP	DATE 07/14/14
APPROVED	---	DATE

REFERENCE DRAWINGS

NUMBER	DESCRIPTION

REVISIONS

DATE	BY	DESCRIPTION

WASHINGTON METROPOLITAN TRANSIT AUTHORITY

DEPARTMENT OF TRANSIT INFRASTRUCTURE AND ENGINEERING SERVICES
OFFICE OF THE CHIEF ENGINEER, INFRASTRUCTURE

SUBMITTED DATE

APPROVED CHIEF ENGINEER DATE

NEW CARROLLTON YARD IMPROVEMENTS

NEW CARROLLTON YARD SITE PLAN

SCALE	DRAWING NO.	SHEET NO.
1" = 200'	G-005	5 of 47

Oct 02,2014-11:40am
L:\WMATA On-Call Planning Services\New Carrollton Yard Improvements\400-Technical\General Plans\NewCarrollton Site Plan\NewCarrollton Yard-082514.dwg

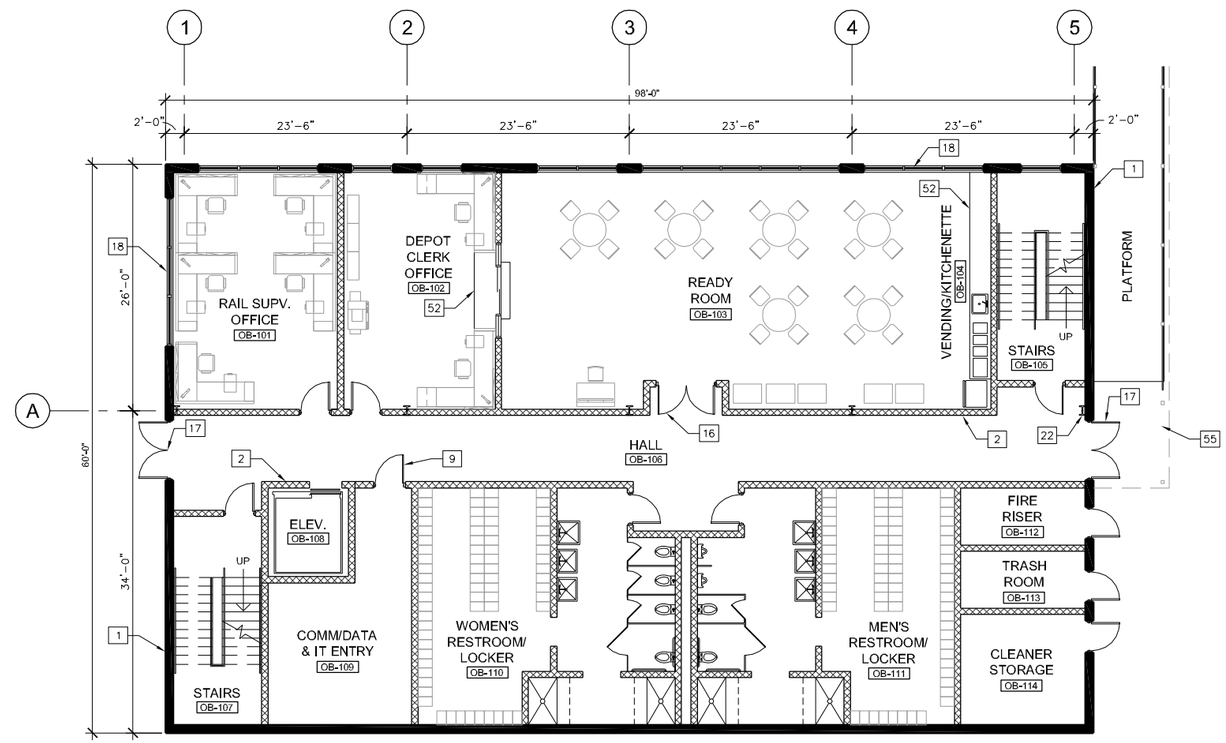

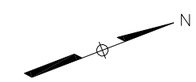

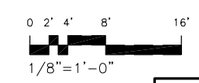

CONTRACT NO.
XXXXXXX

DESIGNED	ASI	8/29/14 DATE
DRAWN	RR	8/29/14 DATE
CHECKED	MNG	8/29/14 DATE
APPROVED	ASI	8/29/14 DATE

REFERENCE DRAWINGS

NUMBER	DESCRIPTION

REVISIONS

DATE	BY	DESCRIPTION

WASHINGTON METROPOLITAN TRANSIT AUTHORITY

DEPARTMENT OF TRANSIT INFRASTRUCTURE AND ENGINEERING SERVICES
OFFICE OF THE CHIEF ENGINEER, INFRASTRUCTURE

SUBMITTED DATE

APPROVED CHIEF ENGINEER DATE

NEW CARROLLTON YARD IMPROVEMENTS

First Floor Plan -
Operations Building

SCALE	DRAWING NO.	SHEET NO.
1/8" = 1'-0"	G-006	6 of 47

Oct 02,2014-9:28am
R:\PROJECTS\173237D - New Carrollton\DRAWINGS\New Carrollton\WMATA-A1-B to A2-B - Ops_Bldg.dwg

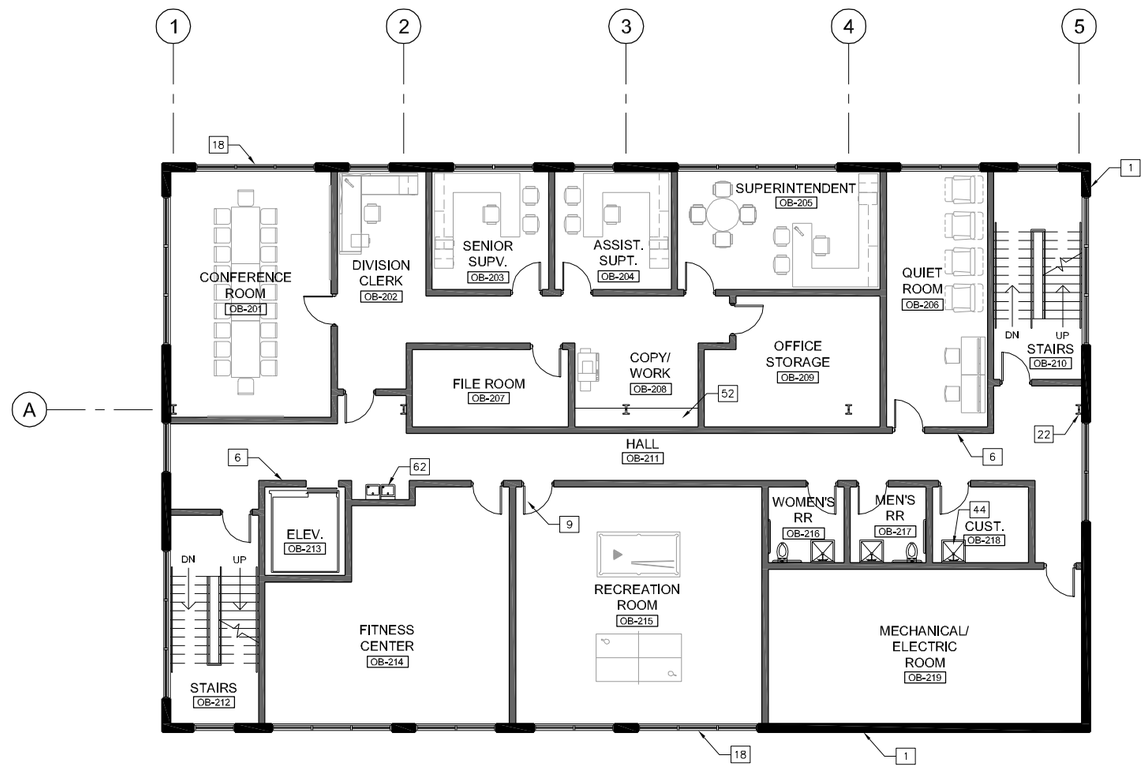

N

0 2' 4' 8' 16'

1/8"=1'-0"

CONTRACT NO.
XXXXXXX

DESIGNED	ASI	8/29/14 DATE
DRAWN	RR	8/29/14 DATE
CHECKED	MNG	8/29/14 DATE
APPROVED	ASI	8/29/14 DATE

REFERENCE DRAWINGS

NUMBER	DESCRIPTION

REVISIONS

DATE	BY	DESCRIPTION

WASHINGTON METROPOLITAN TRANSIT AUTHORITY

DEPARTMENT OF TRANSIT INFRASTRUCTURE AND ENGINEERING SERVICES
OFFICE OF THE CHIEF ENGINEER, INFRASTRUCTURE

SUBMITTED DATE

APPROVED CHIEF ENGINEER DATE

NEW CARROLLTON YARD IMPROVEMENTS

Second Floor Plan - Operations Building

SCALE	DRAWING NO.	SHEET NO.
1/8" = 1'-0"	G-007	7 of 47

Oct 02,2014-9:28am
R:\PROJECTS\173237D – New Carrollton\DRAWINGS\New Carrollton\WMATA-A1-B to A2-B – Ops_Bldg.dwg

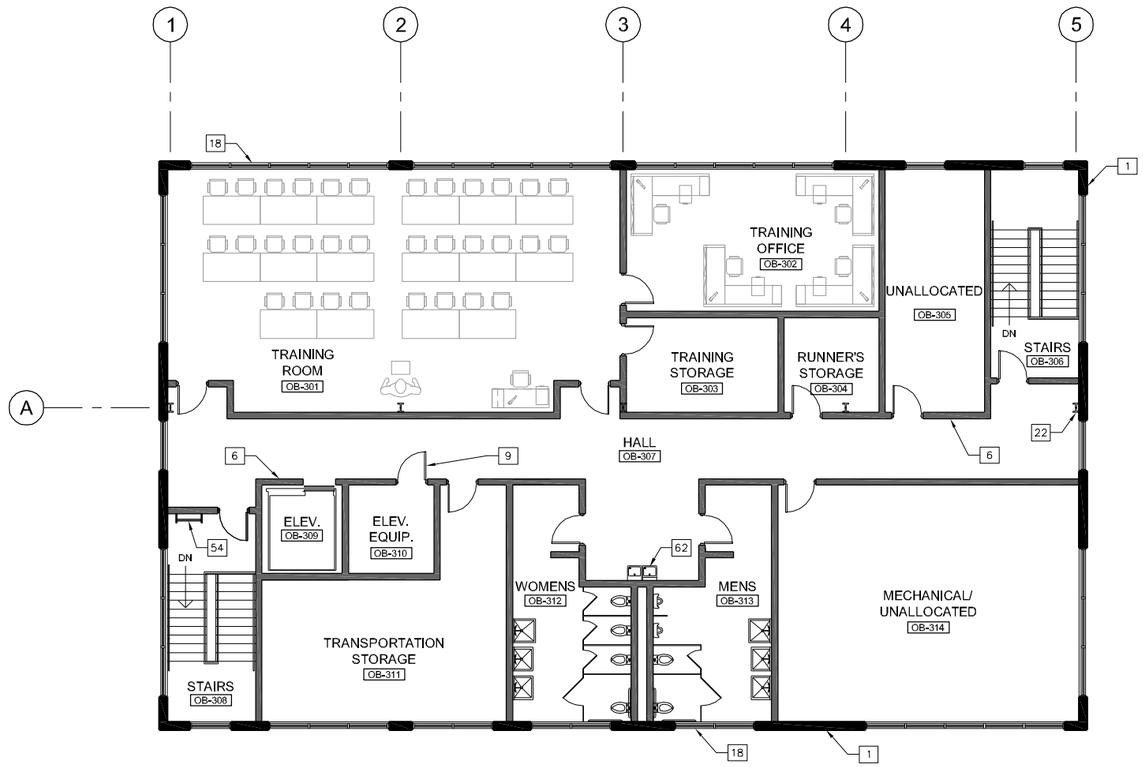

N

0 2' 4' 8' 16'

1/8"=1'-0"

CONTRACT NO.
XXXXXXX

DESIGNED	ASI	8/29/14 DATE
DRAWN	RR	8/29/14 DATE
CHECKED	MNG	8/29/14 DATE
APPROVED	ASI	8/29/14 DATE

REFERENCE DRAWINGS

NUMBER	DESCRIPTION

REVISIONS

DATE	BY	DESCRIPTION

WASHINGTON METROPOLITAN TRANSIT AUTHORITY

DEPARTMENT OF TRANSIT INFRASTRUCTURE AND ENGINEERING SERVICES
OFFICE OF THE CHIEF ENGINEER, INFRASTRUCTURE

SUBMITTED _____ DATE

APPROVED _____ CHIEF ENGINEER DATE

NEW CARROLLTON YARD IMPROVEMENTS

Third Floor Plan -
Operations Building

SCALE	DRAWING NO.	SHEET NO.
1/8" = 1'-0"	G-008	8 of 47

Oct 02,2014-9:28am
R:\PROJECTS\173237D - New Carrollton\DRAWINGS\New Carrollton\WMATA-A1-B to A2-B - Ops_Bldg.dwg

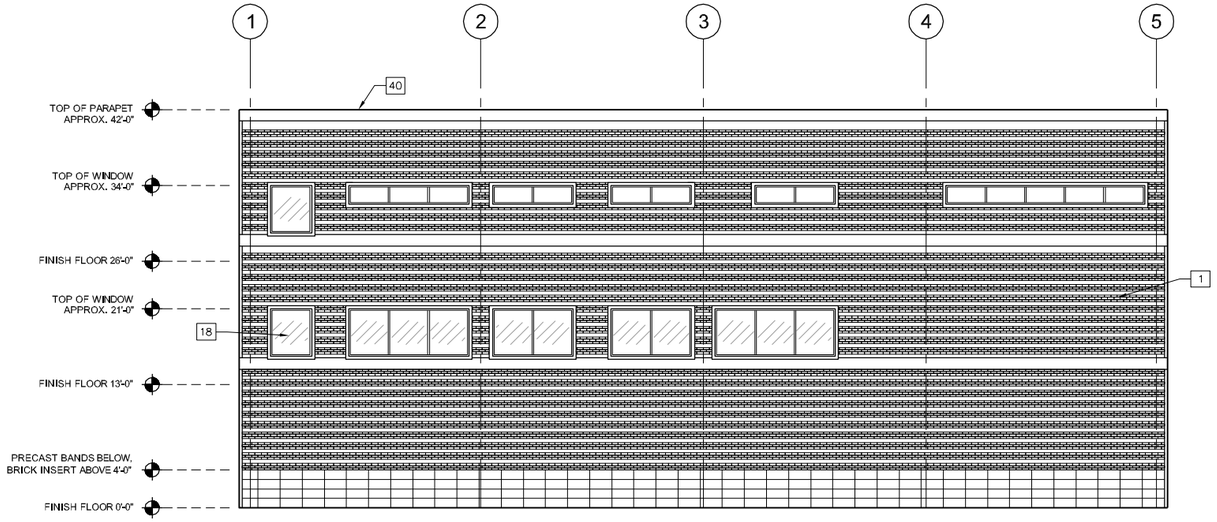

EAST ELEVATION 4

SCALE: 1/8" = 1'-0"

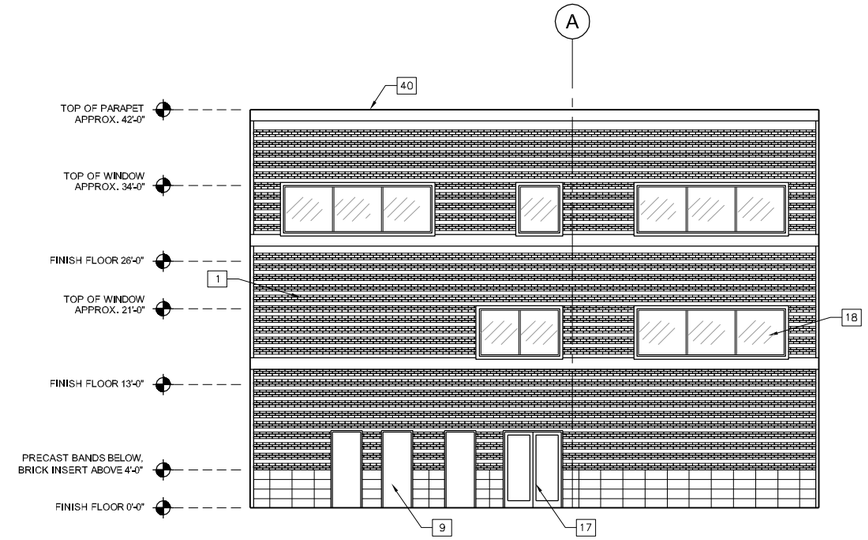

NORTH ELEVATION 2

SCALE: 1/8" = 1'-0"

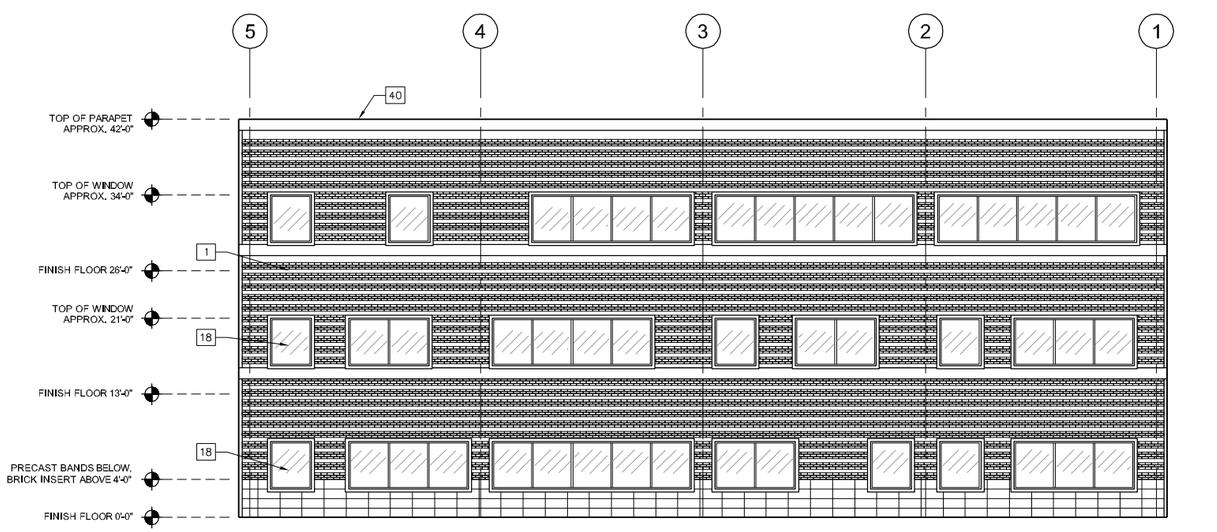

WEST ELEVATION 3

SCALE: 1/8" = 1'-0"

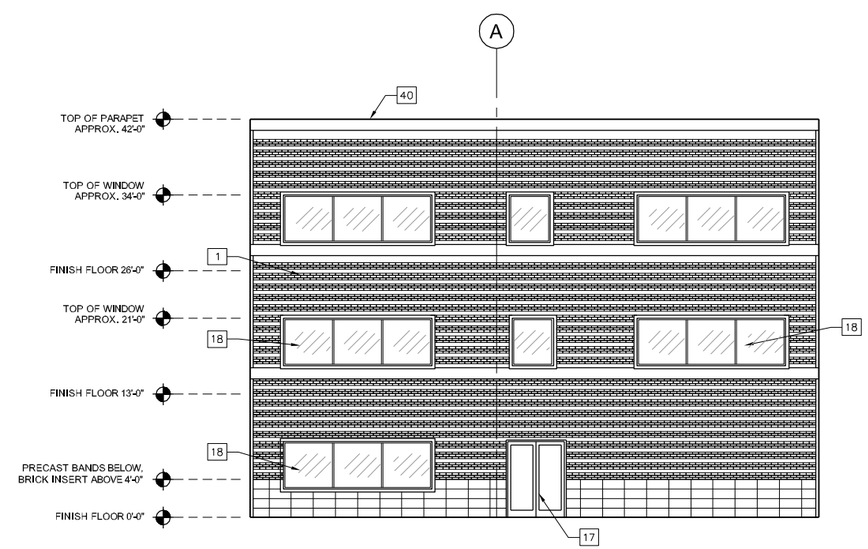

SOUTH ELEVATION 1

SCALE: 1/8" = 1'-0"

0 2' 4' 8' 16'

1/8"=1'-0"

CONTRACT NO.
XXXXXXX

DESIGNED	ASI	8/29/14 DATE
DRAWN	RR	8/29/14 DATE
CHECKED	MNG	8/29/14 DATE
APPROVED	ASI	8/29/14 DATE

REFERENCE DRAWINGS

NUMBER	DESCRIPTION

REVISIONS

DATE	BY	DESCRIPTION

WASHINGTON METROPOLITAN TRANSIT AUTHORITY

DEPARTMENT OF TRANSIT INFRASTRUCTURE AND ENGINEERING SERVICES
OFFICE OF THE CHIEF ENGINEER, INFRASTRUCTURE

SUBMITTED DATE

APPROVED CHIEF ENGINEER DATE

NEW CARROLLTON YARD IMPROVEMENTS

Building Elevations -
Operations Building

SCALE	DRAWING NO.	SHEET NO.
1/8" = 1'-0"	G-009	9 of 47

Oct 02,2014-9:32am
R:\PROJECTS\173237D - New Carrollton\DRAWINGS\New Carrollton\WMATA-A3-B to A5-B - Arch_Elev_Roof-Ops Bldg.dwg

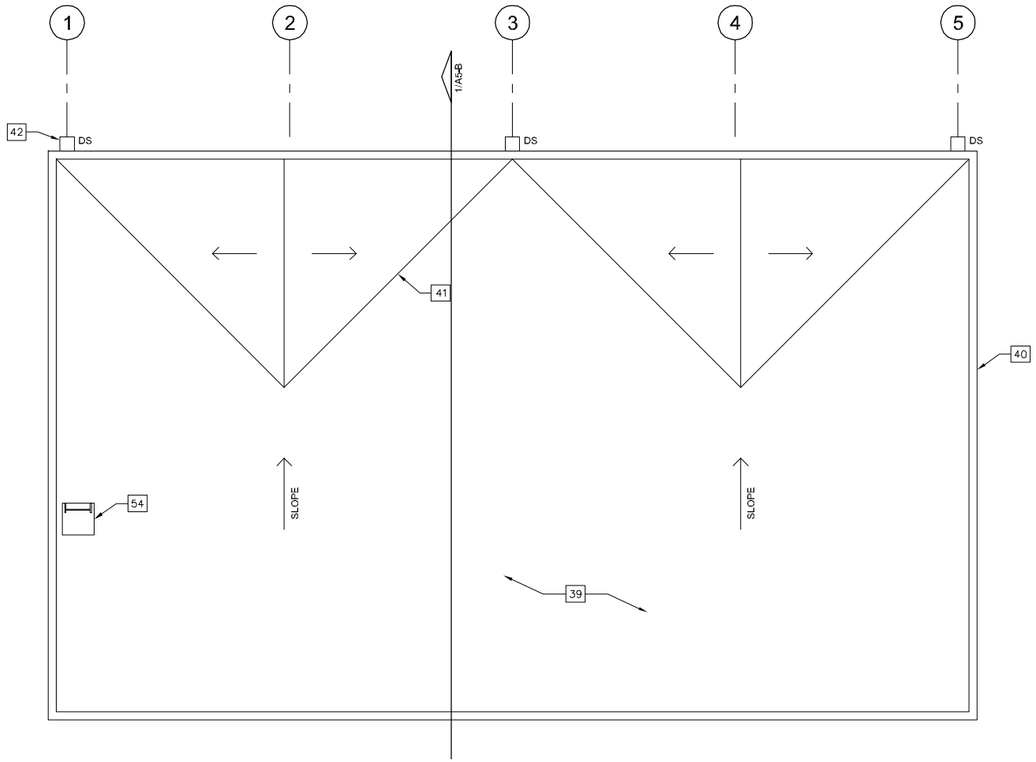

ROOF PLAN (2)

SCALE: 1/8" = 1'-0"

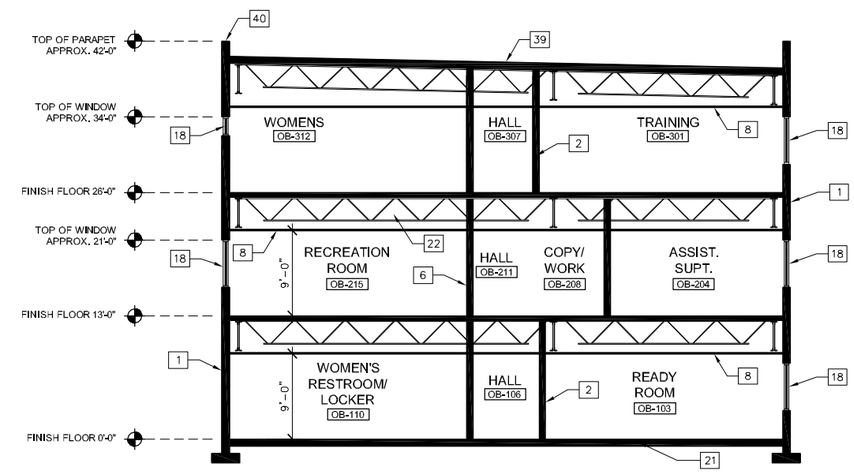

SECTION (1)

SCALE: 1/8" = 1'-0"

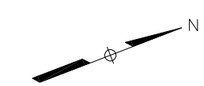

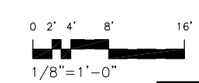

CONTRACT NO. XXXXXXX

DESIGNED	ASI	8/29/14 DATE
DRAWN	RR	8/29/14 DATE
CHECKED	MNG	8/29/14 DATE
APPROVED	ASI	8/29/14 DATE

REFERENCE DRAWINGS

NUMBER	DESCRIPTION

REVISIONS

DATE	BY	DESCRIPTION

WASHINGTON METROPOLITAN TRANSIT AUTHORITY

DEPARTMENT OF TRANSIT INFRASTRUCTURE AND ENGINEERING SERVICES
OFFICE OF THE CHIEF ENGINEER, INFRASTRUCTURE

SUBMITTED DATE

APPROVED CHIEF ENGINEER DATE

NEW CARROLLTON YARD IMPROVEMENTS

Roof Plan / Building Section - Operations Building

SCALE	DRAWING NO.	SHEET NO.
1/8" = 1'-0"	G-010	10 of 47

Oct 02,2014-9:32am R:\PROJECTS\173237D - New Carrollton\DRAWINGS\New Carrollton\WMATA-A3-B to A5-B - Arch_Elev_Roof-Ops Bldg.dwg

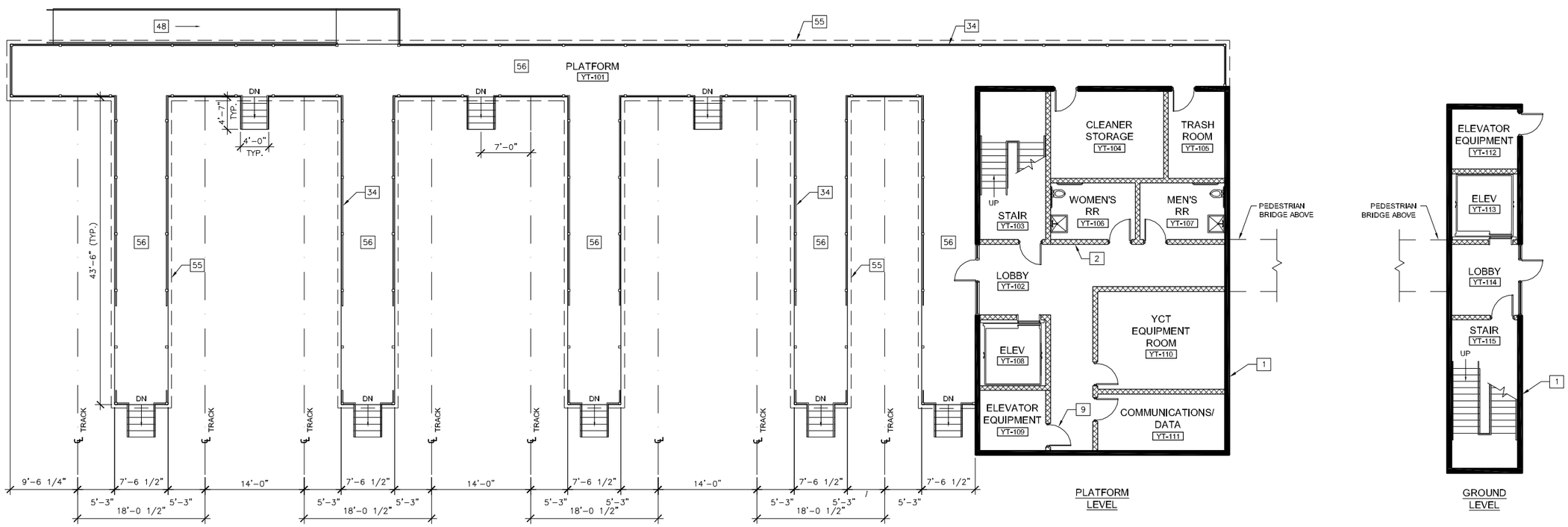

N

0 2' 4' 8' 16'
1/8"=1'-0"

CONTRACT NO.
XXXXXXX

DESIGNED	ASI	8/29/14 DATE
DRAWN	RR	8/29/14 DATE
CHECKED	MNG	8/29/14 DATE
APPROVED	ASI	8/29/14 DATE

REFERENCE DRAWINGS

NUMBER	DESCRIPTION

REVISIONS

DATE	BY	DESCRIPTION

WASHINGTON METROPOLITAN TRANSIT AUTHORITY

DEPARTMENT OF TRANSIT INFRASTRUCTURE AND ENGINEERING SERVICES
OFFICE OF THE CHIEF ENGINEER, INFRASTRUCTURE

SUBMITTED _____ DATE

APPROVED _____ CHIEF ENGINEER DATE

NEW CARROLLTON YARD IMPROVEMENTS

First Floor Plan -
North Platform & Control Tower

SCALE	DRAWING NO.	SHEET NO.
1/8" = 1'-0"	G-011	11 of 47

Oct 02,2014-9:36am
R:\PROJECTS\1732370 - New Carrollton\DRAWINGS\New Carrollton\WMATA-A1-C to A4-D - Platforms.dwg

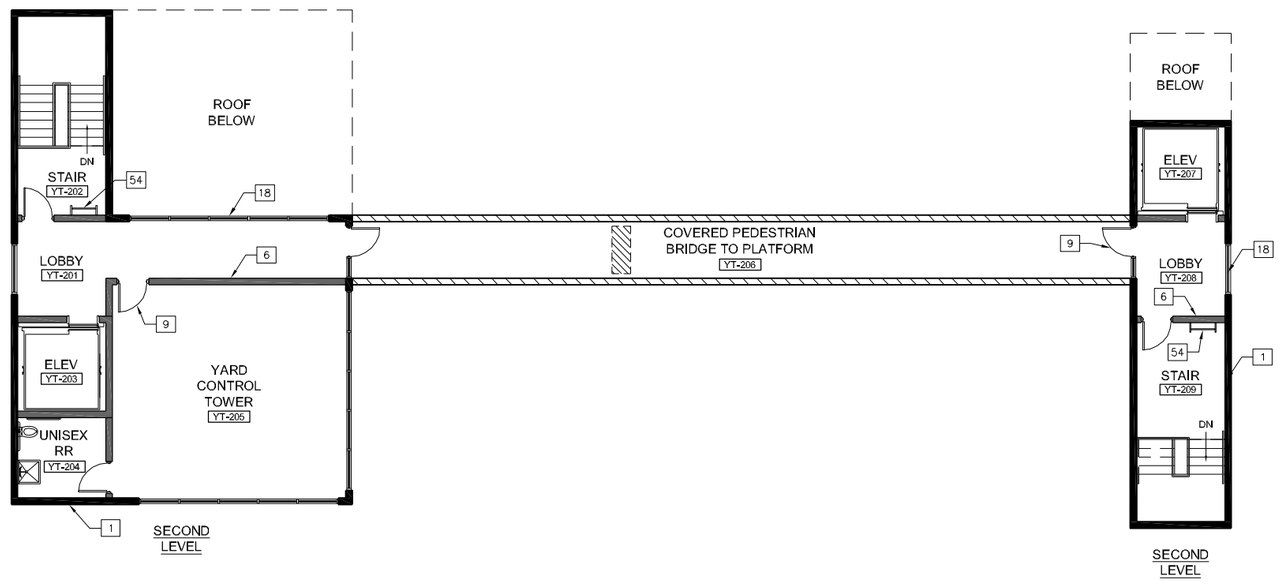

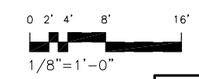

CONTRACT NO.
XXXXXXX

DESIGNED	ASI	8/29/14 DATE
DRAWN	RR	8/29/14 DATE
CHECKED	MNG	8/29/14 DATE
APPROVED	ASI	8/29/14 DATE

REFERENCE DRAWINGS

NUMBER	DESCRIPTION

REVISIONS

DATE	BY	DESCRIPTION

WASHINGTON METROPOLITAN TRANSIT AUTHORITY

DEPARTMENT OF TRANSIT INFRASTRUCTURE AND ENGINEERING SERVICES
OFFICE OF THE CHIEF ENGINEER, INFRASTRUCTURE

SUBMITTED _____ DATE

APPROVED
CHIEF ENGINEER _____ DATE

NEW CARROLLTON YARD IMPROVEMENTS

Second Floor Plan -
North Platform & Control Tower

SCALE	DRAWING NO.	SHEET NO.
1/8" = 1'-0"	G-012	12 of 47

Oct 02,2014-9:37am
R:\PROJECTS\173237D – New Carrollton\DRAWINGS\New Carrollton\WMATA-A1-C to A4-D – Platforms.dwg

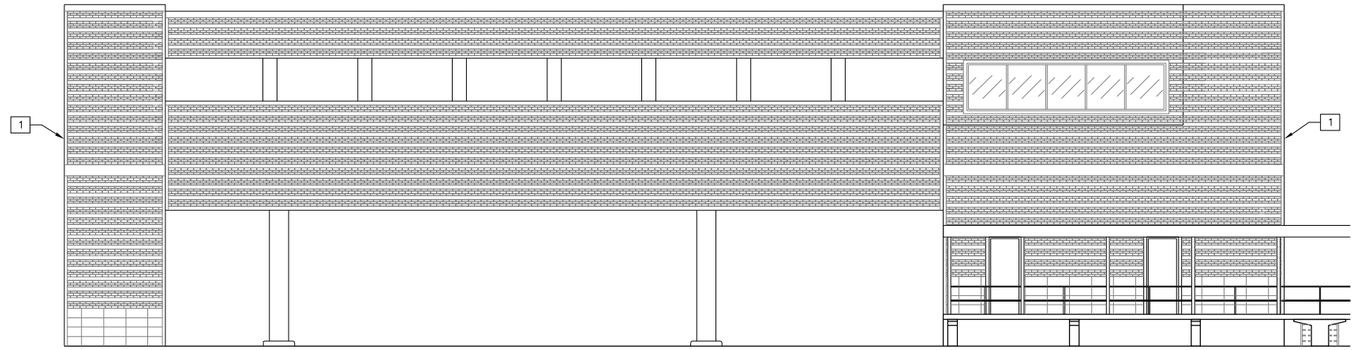

NORTH PLATFORM - PARTIAL NORTH ELEVATION (2)

SCALE: 1/8" = 1'-0"

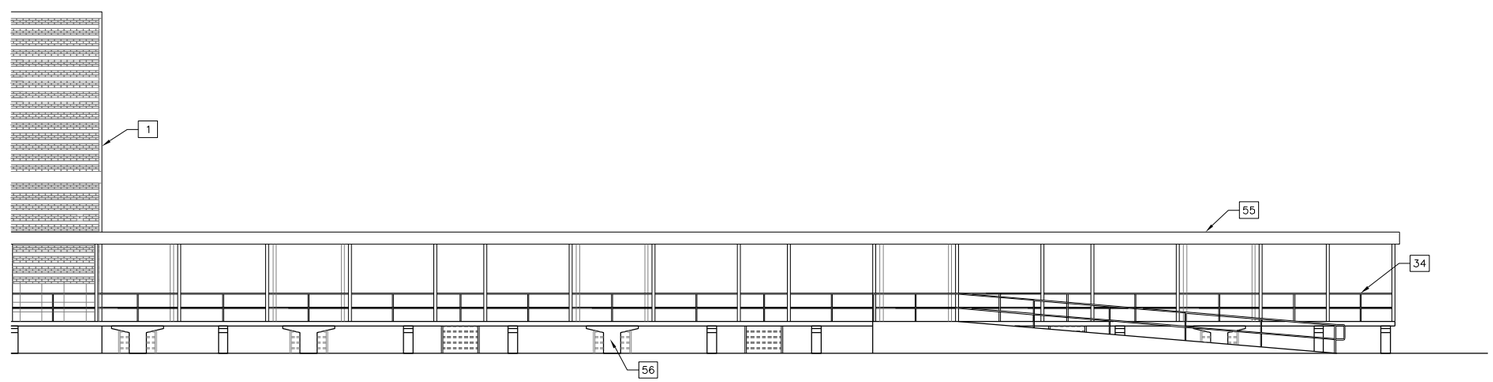

NORTH PLATFORM - PARTIAL NORTH ELEVATION (1)

SCALE: 1/8" = 1'-0"

0 2' 4' 8' 16'

1/8"=1'-0"

CONTRACT NO.
XXXXXXX

DESIGNED	ASI	8/29/14 DATE
DRAWN	RR	8/29/14 DATE
CHECKED	MNG	8/29/14 DATE
APPROVED	ASI	8/29/14 DATE

REFERENCE DRAWINGS	
NUMBER	DESCRIPTION

REVISIONS		
DATE	BY	DESCRIPTION

WASHINGTON METROPOLITAN TRANSIT AUTHORITY

DEPARTMENT OF TRANSIT INFRASTRUCTURE AND ENGINEERING SERVICES
OFFICE OF THE CHIEF ENGINEER, INFRASTRUCTURE

SUBMITTED _____ DATE

APPROVED _____ CHIEF ENGINEER DATE

NEW CARROLLTON YARD IMPROVEMENTS

North Building Elevation -
North Platform & Control Tower

SCALE	DRAWING NO.	SHEET NO.
1/8" = 1'-0"	G-013	13 of 47

Oct 02,2014-9:38am
R:\PROJECTS\173237D - New Carrollton\DRAWINGS\New Carrollton\WMATA-A1-C to A4-D - Platforms.dwg

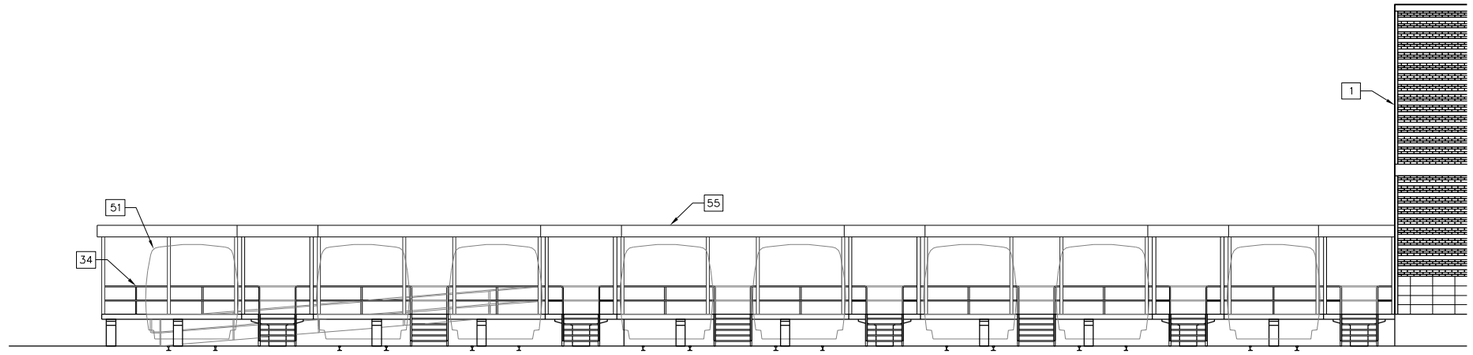

NORTH PLATFORM - PARTIAL SOUTH ELEVATION

SCALE: 1/8" = 1'-0"

2

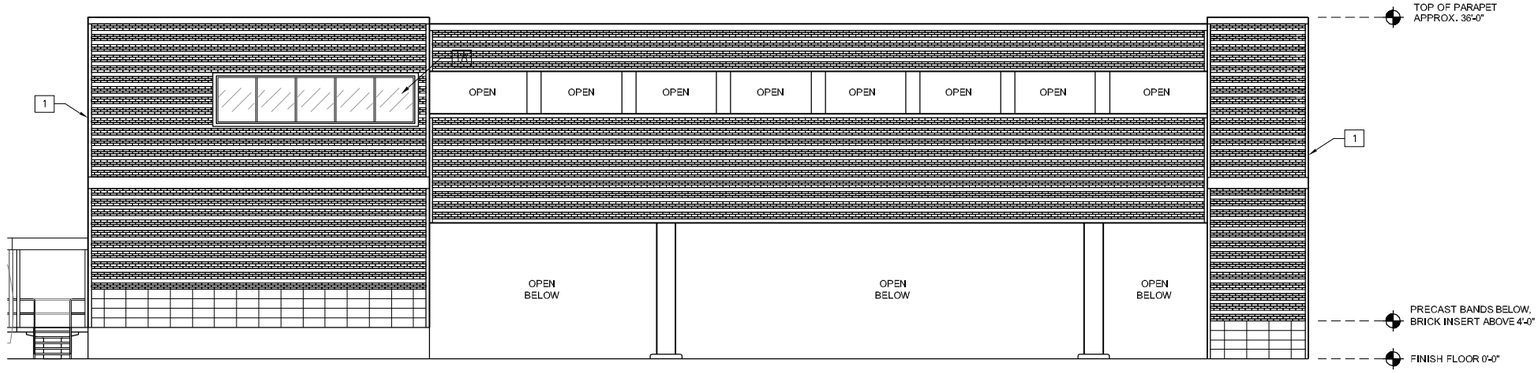

NORTH PLATFORM - PARTIAL SOUTH ELEVATION

SCALE: 1/8" = 1'-0"

1

0 2' 4' 8' 16'

1/8"=1'-0"

CONTRACT NO.
XXXXXXX

DESIGNED	ASI	8/29/14
DRAWN	RR	8/29/14
CHECKED	MNG	8/29/14
APPROVED	ASI	8/29/14

DATE

REFERENCE DRAWINGS

NUMBER	DESCRIPTION

REVISIONS

DATE	BY	DESCRIPTION

WASHINGTON METROPOLITAN TRANSIT AUTHORITY

DEPARTMENT OF TRANSIT INFRASTRUCTURE AND ENGINEERING SERVICES
OFFICE OF THE CHIEF ENGINEER, INFRASTRUCTURE

SUBMITTED DATE

APPROVED CHIEF ENGINEER DATE

NEW CARROLLTON YARD IMPROVEMENTS

South Building Elevation -
North Platform & Control Tower

SCALE	DRAWING NO.	SHEET NO.
1/8" = 1'-0"	G-014	14 of 47

Oct 02,2014-9:39am
R:\PROJECTS\173237D - New Carrollton\DRAWINGS\New Carrollton\WMATA-A1-C to A4-D - Platforms.dwg

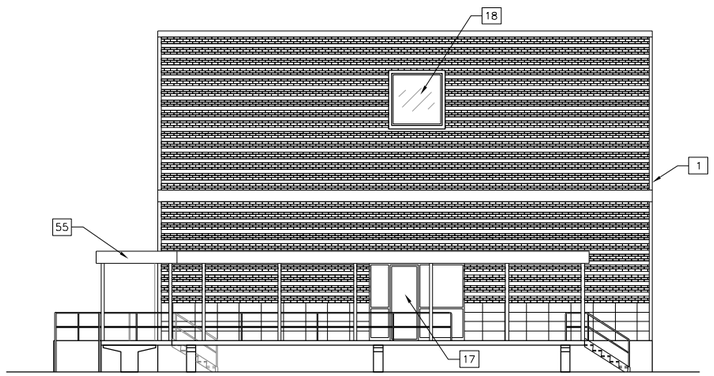

NORTH PLATFORM - WEST ELEVATION (3)

SCALE: 1/8" = 1'-0"

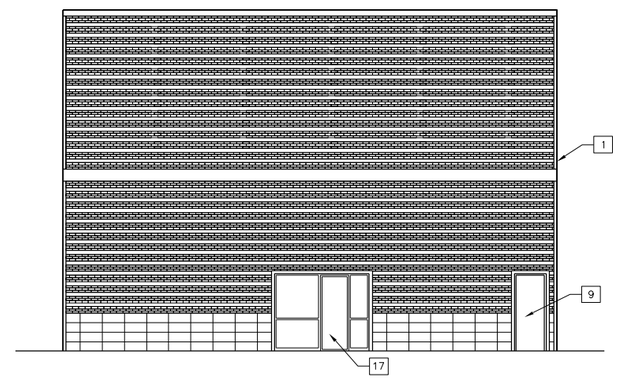

NORTH PLATFORM - STAIR TOWER EAST ELEVATION (2)

SCALE: 1/8" = 1'-0"

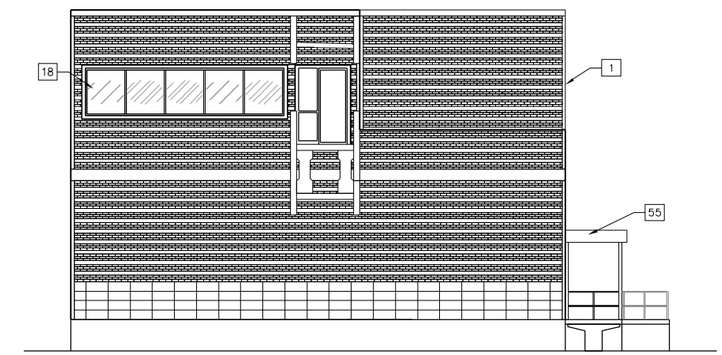

NORTH PLATFORM - ATC EAST ELEVATION (1)

SCALE: 1/8" = 1'-0"

0 2' 4' 8' 16'

1/8"=1'-0"

CONTRACT NO.
XXXXXXX

DESIGNED	ASI	8/29/14 DATE
DRAWN	RR	8/29/14 DATE
CHECKED	MNG	8/29/14 DATE
APPROVED	ASI	8/29/14 DATE

REFERENCE DRAWINGS

NUMBER	DESCRIPTION

REVISIONS

DATE	BY	DESCRIPTION

WASHINGTON METROPOLITAN TRANSIT AUTHORITY

DEPARTMENT OF TRANSIT INFRASTRUCTURE AND ENGINEERING SERVICES
OFFICE OF THE CHIEF ENGINEER, INFRASTRUCTURE

SUBMITTED _____ DATE

APPROVED _____ CHIEF ENGINEER DATE

NEW CARROLLTON YARD IMPROVEMENTS

East/West Building Elevations -
North Platform & Control Tower

SCALE	DRAWING NO.	SHEET NO.
1/8" = 1'-0"	G-015	15 of 47

Oct 02,2014-9:40am
R:\PROJECTS\173237D - New Carrollton\DRAWINGS\New Carrollton\WMATA-A1-C to A4-D - Platforms.dwg

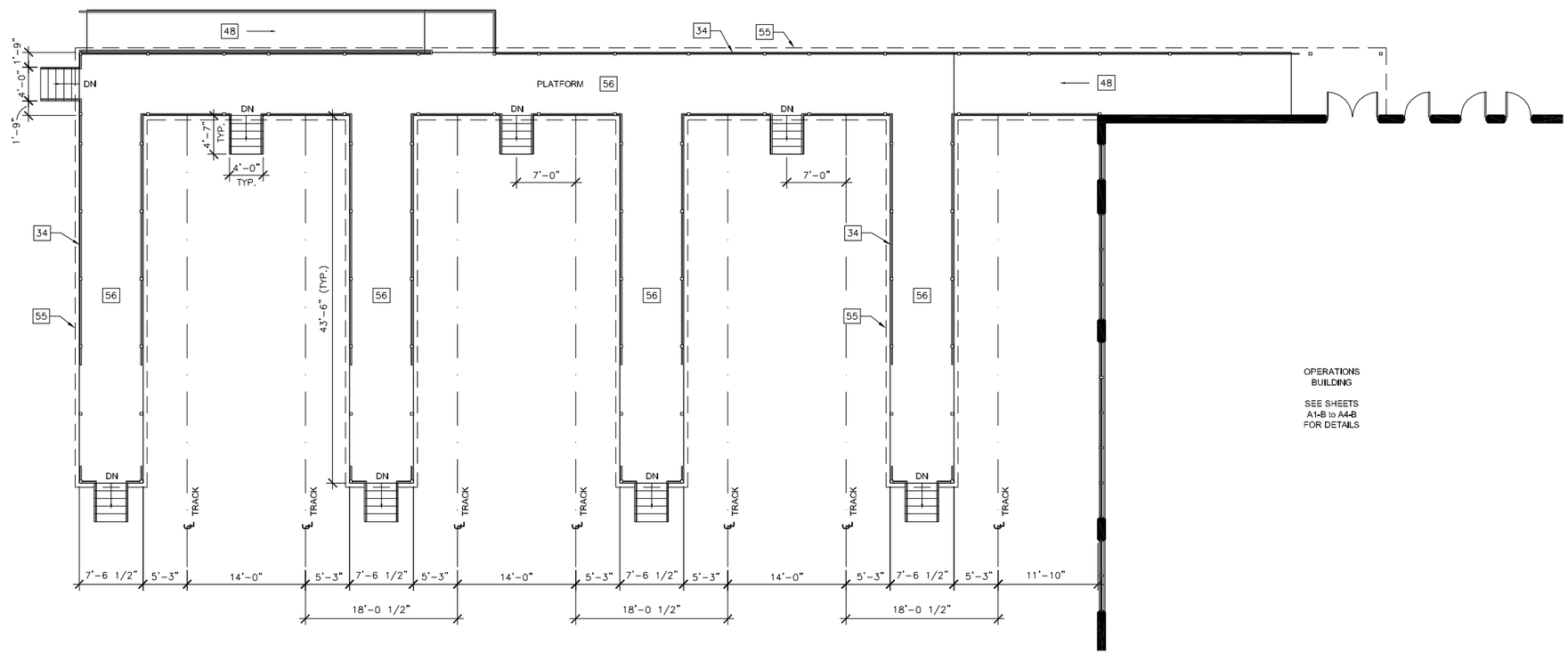

0 2' 4' 8' 16'

1/8"=1'-0"

CONTRACT NO. XXXXXXX

DESIGNED	ASI	8/29/14 DATE
DRAWN	RR	8/29/14 DATE
CHECKED	MNG	8/29/14 DATE
APPROVED	ASI	8/29/14 DATE

REFERENCE DRAWINGS	
NUMBER	DESCRIPTION

REVISIONS		
DATE	BY	DESCRIPTION

WASHINGTON METROPOLITAN TRANSIT AUTHORITY

DEPARTMENT OF TRANSIT INFRASTRUCTURE AND ENGINEERING SERVICES
OFFICE OF THE CHIEF ENGINEER, INFRASTRUCTURE

SUBMITTED DATE

APPROVED CHIEF ENGINEER DATE

NEW CARROLLTON YARD IMPROVEMENTS

Floor Plan - East Platform

SCALE	DRAWING NO.	SHEET NO.
1/8" = 1'-0"	G-016	16 of 47

Oct 02,2014-9:42am R:\PROJECTS\173237D - New Carrollton\DRAWINGS\New Carrollton\WMATA-A1-C to A4-D - Platforms.dwg

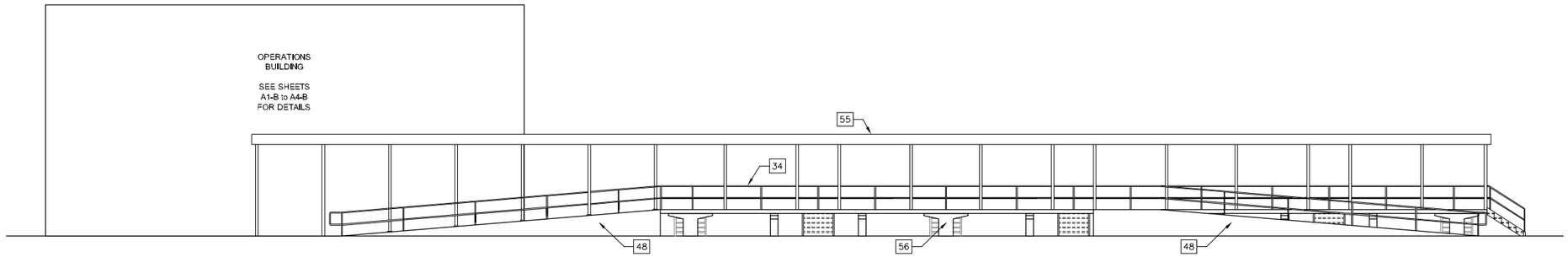

EAST PLATFORM - NORTH ELEVATION (4)

SCALE: 1/8" = 1'-0"

EAST PLATFORM - SOUTH ELEVATION (3)

SCALE: 1/8" = 1'-0"

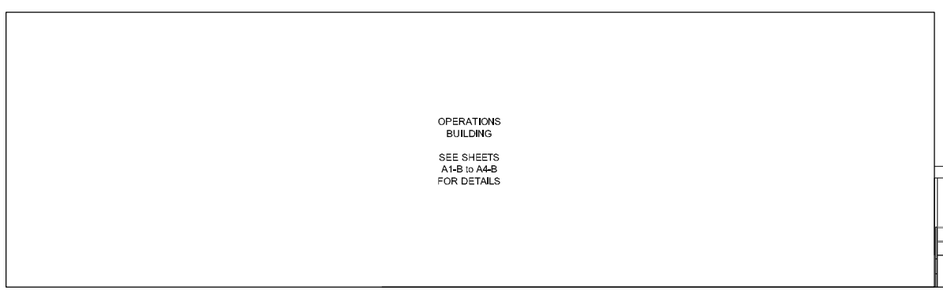

EAST PLATFORM - EAST ELEVATION (2)

SCALE: 1/8" = 1'-0"

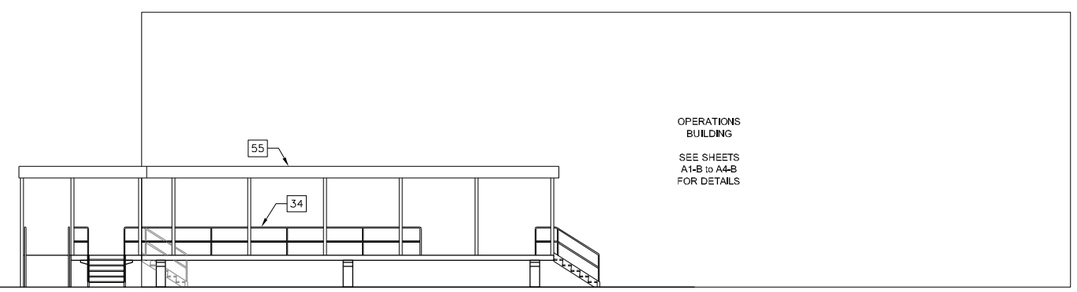

EAST PLATFORM - WEST ELEVATION (1)

SCALE: 1/8" = 1'-0"

0 2' 4' 8' 16'
1/8"=1'-0"

CONTRACT NO.
XXXXXXX

DESIGNED	ASI	8/29/14 DATE
DRAWN	RR	8/29/14 DATE
CHECKED	MNG	8/29/14 DATE
APPROVED	ASI	8/29/14 DATE

REFERENCE DRAWINGS

NUMBER	DESCRIPTION

REVISIONS

DATE	BY	DESCRIPTION

WASHINGTON METROPOLITAN TRANSIT AUTHORITY

DEPARTMENT OF TRANSIT INFRASTRUCTURE AND ENGINEERING SERVICES
OFFICE OF THE CHIEF ENGINEER, INFRASTRUCTURE

SUBMITTED DATE

APPROVED
CHIEF ENGINEER DATE

NEW CARROLLTON YARD IMPROVEMENTS

Elevations -
East Platform

SCALE	DRAWING NO.	SHEET NO.
1/8" = 1'-0"	G-017	17 of 47

Oct 02,2014-9:43am
R:\PROJECTS\173237D - New Carrollton\DRAWINGS\New Carrollton\WMATA-A1-C to A4-D - Platforms.dwg

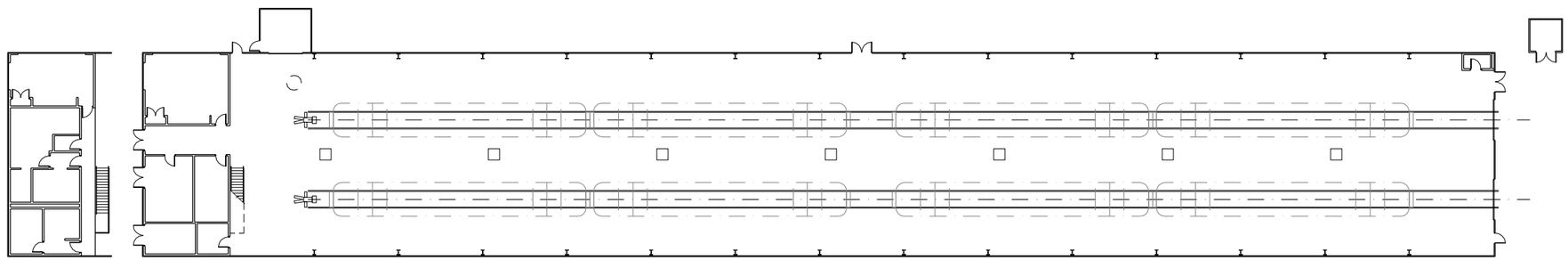

RE-PURPOSE NOTES:

A. EXISTING ROOF EXHAUST FAN TO BE REPLACED, TYP.
B. EXISTING 12' X 14' ROLL-UP DOOR TO BE REPLACED.
C. EXISTING FLOOR MOUNTED PORTABLE LIFT POWER & COMMUNICATIONS BOX. BOX TO BE REPLACED INCLUDING NEW NON-CONDUCTIVE RECEPTACLE, TYP.
D. EXISTING FLOOR MOUNTED AUXILIARY POWER BOX TO BE REPLACED INCLUDING NEW NON-CONDUCTIVE RECEPTACLE, TYP.
E. COLUMN MOUNTED ELECTRIC STRIP HEATERS TO BE REPLACED, TYP.
F. UTILITY SUMP AREA PUMP TO BE REPLACED AS REQUIRED.
G. NEW ROOF TOP MOUNTED HVAC UNITS AT ALL SHADED AREAS.
H. EXISTING TRANSFORMERS AND SWITCH GEAR TO BE REPLACED.

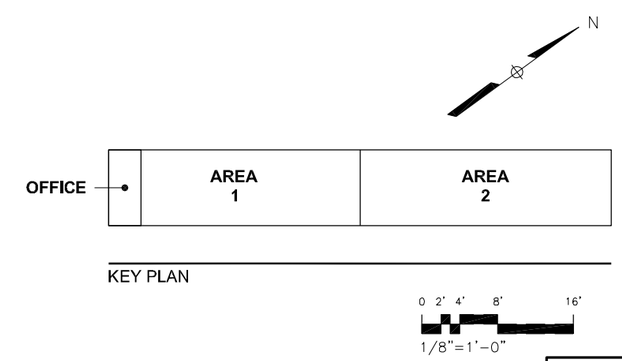

CONTRACT NO.
XXXXXXX

DESIGNED	ASI	8/29/14 DATE
DRAWN	RR	8/29/14 DATE
CHECKED	MNG	8/29/14 DATE
APPROVED	ASI	8/29/14 DATE

REFERENCE DRAWINGS

NUMBER	DESCRIPTION

REVISIONS

DATE	BY	DESCRIPTION

WASHINGTON METROPOLITAN TRANSIT AUTHORITY

DEPARTMENT OF TRANSIT INFRASTRUCTURE AND ENGINEERING SERVICES
OFFICE OF THE CHIEF ENGINEER, INFRASTRUCTURE

SUBMITTED _____ DATE

APPROVED _____ CHIEF ENGINEER DATE

NEW CARROLLTON YARD IMPROVEMENTS

Overall Floor Plan -
S&I Shop Annex

SCALE	DRAWING NO.	SHEET NO.
1" = 20'-0"	G-018	18 of 47

Oct 02,2014-9:44am
R:\PROJECTS\173237D - New Carrollton\DRAWINGS\New Carrollton\WMATA-A001-E to A2-E - Annex.dwg

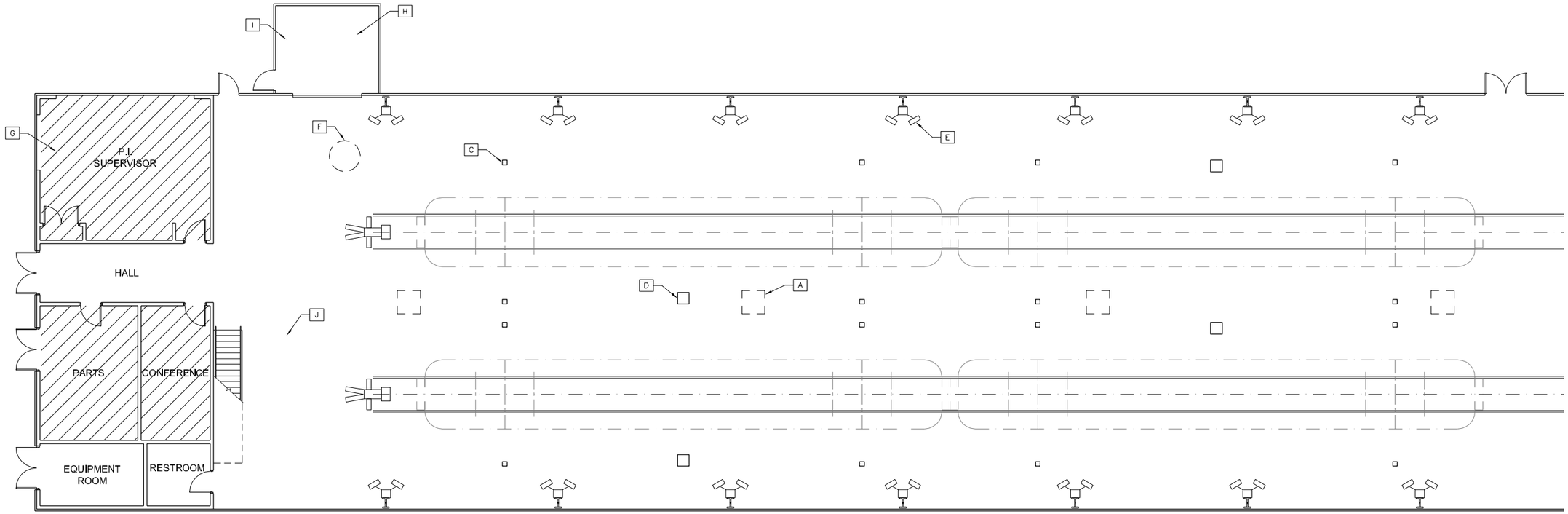

Ground Floor

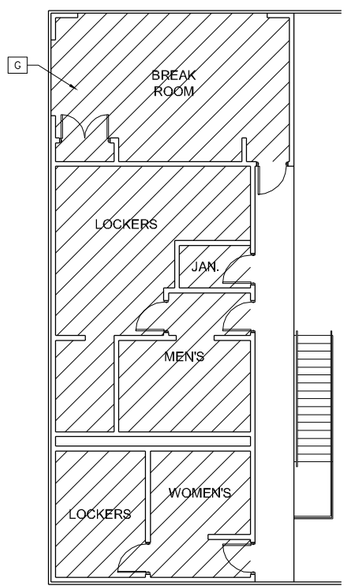

Mezzanine

RE-PURPOSE NOTES:

A. EXISTING ROOF EXHAUST FAN TO BE REPLACED, TYP.
B. EXISTING 12' X 14' ROLL-UP DOOR TO BE REPLACED.
C. EXISTING FLOOR MOUNTED PORTABLE LIFT POWER & COMMUNICATIONS BOX. BOX TO BE REPLACED INCLUDING NEW NON-CONDUCTIVE RECEPTACLE, TYP.
D. EXISTING FLOOR MOUNTED AUXILIARY POWER BOX TO BE REPLACED INCLUDING NEW NON-CONDUCTIVE RECEPTACLE, TYP.
E. COLUMN MOUNTED ELECTRIC STRIP HEATERS TO BE REPLACED, TYP.
F. UTILITY SUMP AREA PUMP TO BE REPLACED AS REQUIRED.
G. NEW ROOF TOP MOUNTED HVAC UNITS AT ALL SHADED AREAS.
H. EXISTING TRANSFORMERS AND SWITCH GEAR TO BE REPLACED.
I. NEW ROOFING AND FLASHING AT ELECTRICAL SHED.
J. EXISTING PREFAB OFFICE UNIT TO BE REMOVED.

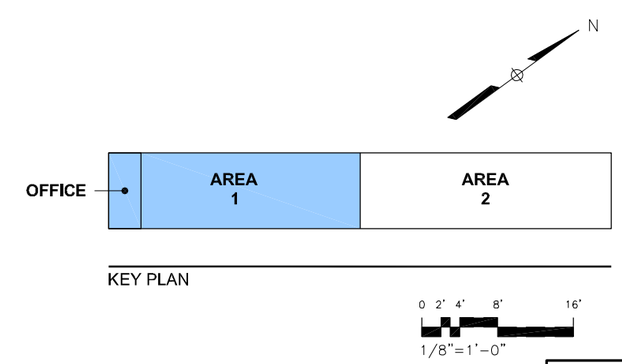

KEY PLAN

CONTRACT NO.
XXXXXXX

DESIGNED	ASI	8/29/14 DATE
DRAWN	RR	8/29/14 DATE
CHECKED	MNG	8/29/14 DATE
APPROVED	ASI	8/29/14 DATE

REFERENCE DRAWINGS

NUMBER	DESCRIPTION

REVISIONS

DATE	BY	DESCRIPTION

WASHINGTON METROPOLITAN TRANSIT AUTHORITY

DEPARTMENT OF TRANSIT INFRASTRUCTURE AND ENGINEERING SERVICES
OFFICE OF THE CHIEF ENGINEER, INFRASTRUCTURE

SUBMITTED DATE

APPROVED CHIEF ENGINEER DATE

NEW CARROLLTON YARD IMPROVEMENTS

Partial Plan Area 1 -
S&I Shop Annex

SCALE	DRAWING NO.	SHEET NO.
1/8" = 1'-0"	G-019	19 of 47

Oct 02,2014-9:45am
R:\PROJECTS\173237D - New Carrollton\DRAWINGS\New Carrollton\WMATA-A001-E to A2-E - Annex.dwg

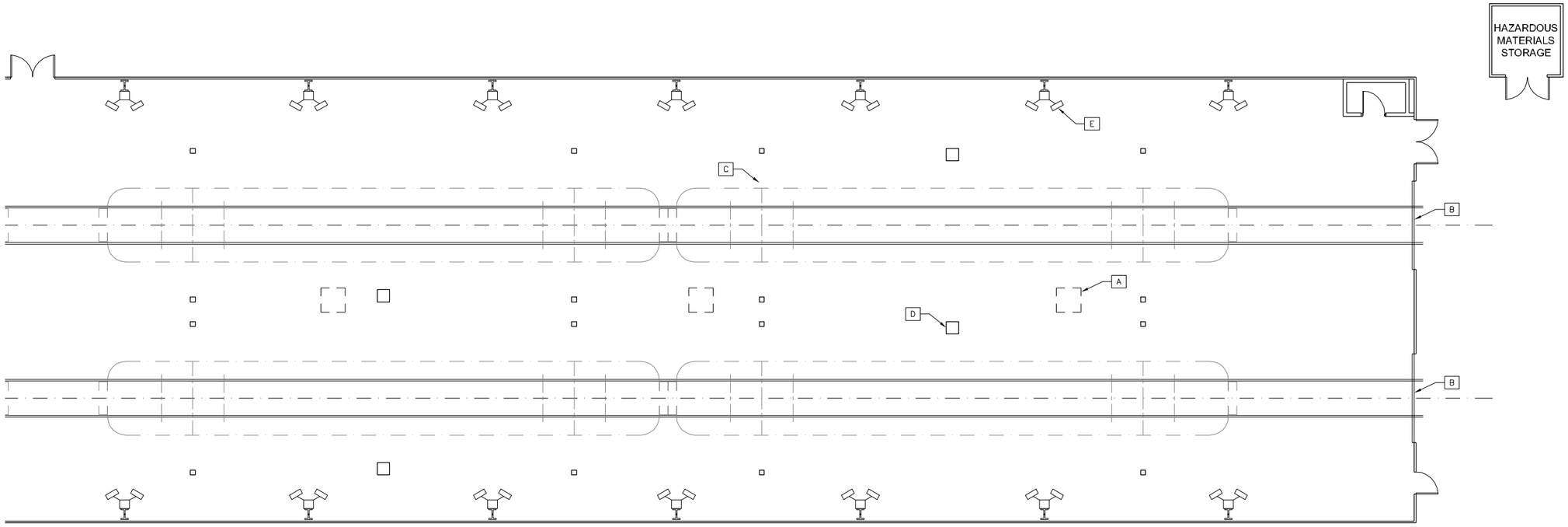

RE-PURPOSE NOTES:

A. EXISTING ROOF EXHAUST FAN TO BE REPLACED, TYP.

B. EXISTING 12' X 14' ROLL-UP DOOR TO BE REPLACED.

C. EXISTING FLOOR MOUNTED PORTABLE LIFT POWER & COMMUNICATIONS BOX. BOX TO BE REPLACED INCLUDING NEW NON-CONDUCTIVE RECEPTACLE, TYP.

D. EXISTING FLOOR MOUNTED AUXILIARY POWER BOX TO BE REPLACED INCLUDING NEW NON-CONDUCTIVE RECEPTACLE, TYP.

E. COLUMN MOUNTED ELECTRIC STRIP HEATERS TO BE REPLACED, TYP.

F. UTILITY SUMP AREA PUMP TO BE REPLACED AS REQUIRED.

G. NEW ROOF TOP MOUNTED HVAC UNITS AT ALL SHADED AREAS.

H. EXISTING TRANSFORMERS AND SWITCH GEAR TO BE REPLACED.

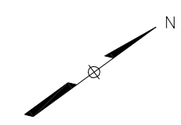

KEY PLAN

0 2' 4' 8' 16'

1/8"=1'-0"

CONTRACT NO. XXXXXXX

DESIGNED	ASI	8/29/14 DATE
DRAWN	RR	8/29/14 DATE
CHECKED	MNG	8/29/14 DATE
APPROVED	ASI	8/29/14 DATE

REFERENCE DRAWINGS

NUMBER	DESCRIPTION

REVISIONS

DATE	BY	DESCRIPTION

WASHINGTON METROPOLITAN TRANSIT AUTHORITY

DEPARTMENT OF TRANSIT INFRASTRUCTURE AND ENGINEERING SERVICES
OFFICE OF THE CHIEF ENGINEER, INFRASTRUCTURE

SUBMITTED DATE

APPROVED CHIEF ENGINEER DATE

NEW CARROLLTON YARD IMPROVEMENTS

Partial Plan Area 2 - S&I Shop Annex

SCALE	DRAWING NO.	SHEET NO.
1/8" = 1'-0"	G-020	20 of 47

Oct 02,2014-9:46am
R:\PROJECTS\173237D - New Carrollton\DRAWINGS\New Carrollton\WMATA-A001-E to A2-E - Annex.dwg

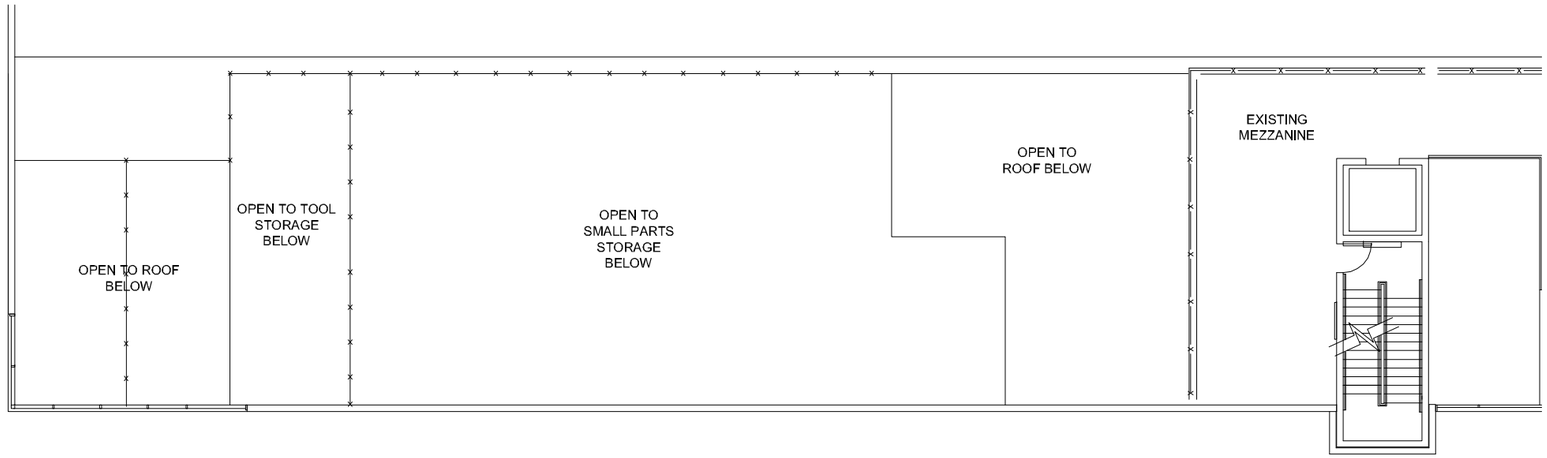

MEZZANINE LEVEL - EXISTING (1)

SCALE: 1/8" = 1'-0"

A. MODIFY STAIRWELL TO INCLUDE NEW EMERGENCY EGRESS STAIRS.
B. OPENING IN NEW MEZZANINE STRUCTURE FOR ACCESS STAIRS AND MATERIAL LIFT.
C. STEEL STAIRS WITH HANDRAILS AND GUARDRAILS TO SMALL PARTS STORAGE BELOW.
D. NEW MEZZANINE STRUCTURE.
E. NEW CMU WALL TO DECK AS REQUIRED.

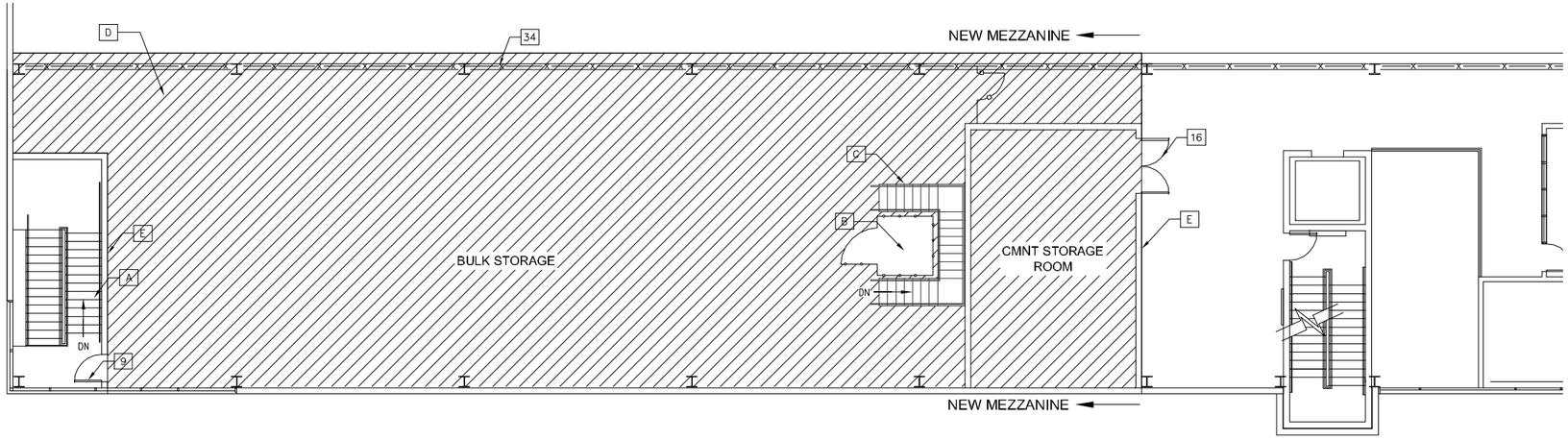

MEZZANINE LEVEL - PROPOSED (2)

SCALE: 1/8" = 1'-0"

N

0 2' 4' 8' 16'
1/8"=1'-0"

CONTRACT NO. XXXXXXX

DESIGNED	ASI	8/29/14 DATE
DRAWN	RR	8/29/14 DATE
CHECKED	MNG	8/29/14 DATE
APPROVED	ASI	8/29/14 DATE

REFERENCE DRAWINGS

NUMBER	DESCRIPTION

REVISIONS

DATE	BY	DESCRIPTION

WASHINGTON METROPOLITAN TRANSIT AUTHORITY

DEPARTMENT OF TRANSIT INFRASTRUCTURE AND ENGINEERING SERVICES
OFFICE OF THE CHIEF ENGINEER, INFRASTRUCTURE

SUBMITTED _____ DATE

APPROVED CHIEF ENGINEER _____ DATE

NEW CARROLLTON YARD IMPROVEMENTS

Mezzanine Level Partial Floor Plans - S&I Shop

SCALE	DRAWING NO.	SHEET NO.
1/8" = 1'-0"	G-021	21 of 47

Oct 02,2014-9:48am
R:\PROJECTS\173237D - New Carrollton\DRAWINGS\New Carrollton\WMATA-A1-F to A2-F - S&I Shop.dwg

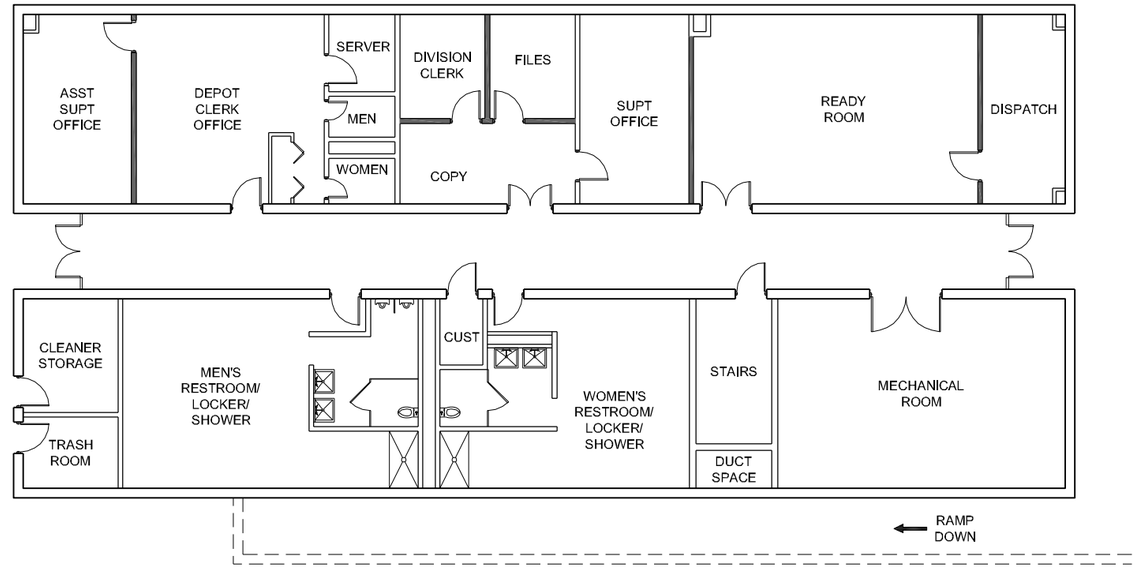

GROUND LEVEL - EXISTING (1)

SCALE: 1/8" = 1'-0"

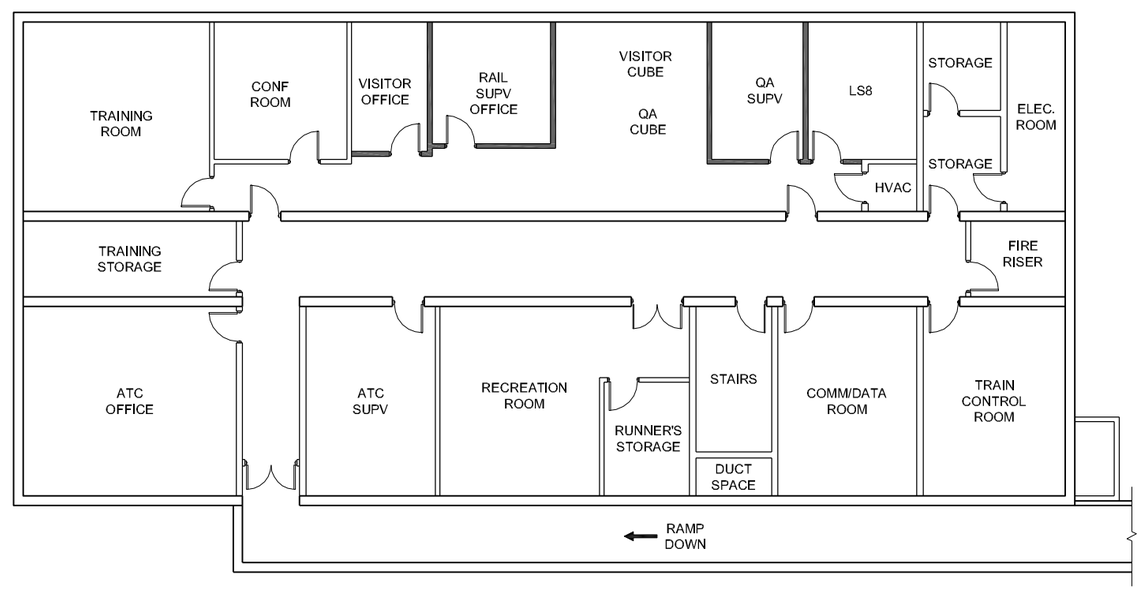

BASEMENT LEVEL - EXISTING (2)

SCALE: 1/8" = 1'-0"

0 2' 4' 8' 16'
1/8"=1'-0"

CONTRACT NO. XXXXXXX

DESIGNED	ASI	8/29/14 DATE
DRAWN	RR	8/29/14 DATE
CHECKED	MNG	8/29/14 DATE
APPROVED	ASI	8/29/14 DATE

REFERENCE DRAWINGS

NUMBER	DESCRIPTION

REVISIONS

DATE	BY	DESCRIPTION

WASHINGTON METROPOLITAN TRANSIT AUTHORITY

DEPARTMENT OF TRANSIT INFRASTRUCTURE AND ENGINEERING SERVICES
OFFICE OF THE CHIEF ENGINEER, INFRASTRUCTURE

SUBMITTED DATE

APPROVED CHIEF ENGINEER DATE

NEW CARROLLTON YARD IMPROVEMENTS

Ground Level Floor Plans - ATC/Training Building

SCALE	DRAWING NO.	SHEET NO.
1/8" = 1'-0"	G-022	22 of 47

Oct 02,2014-9:53am
R:\PROJECTS\173237D - New Carrollton\DRAWINGS\New Carrollton\WMATA-A1-G to A2-G - ATC.dwg

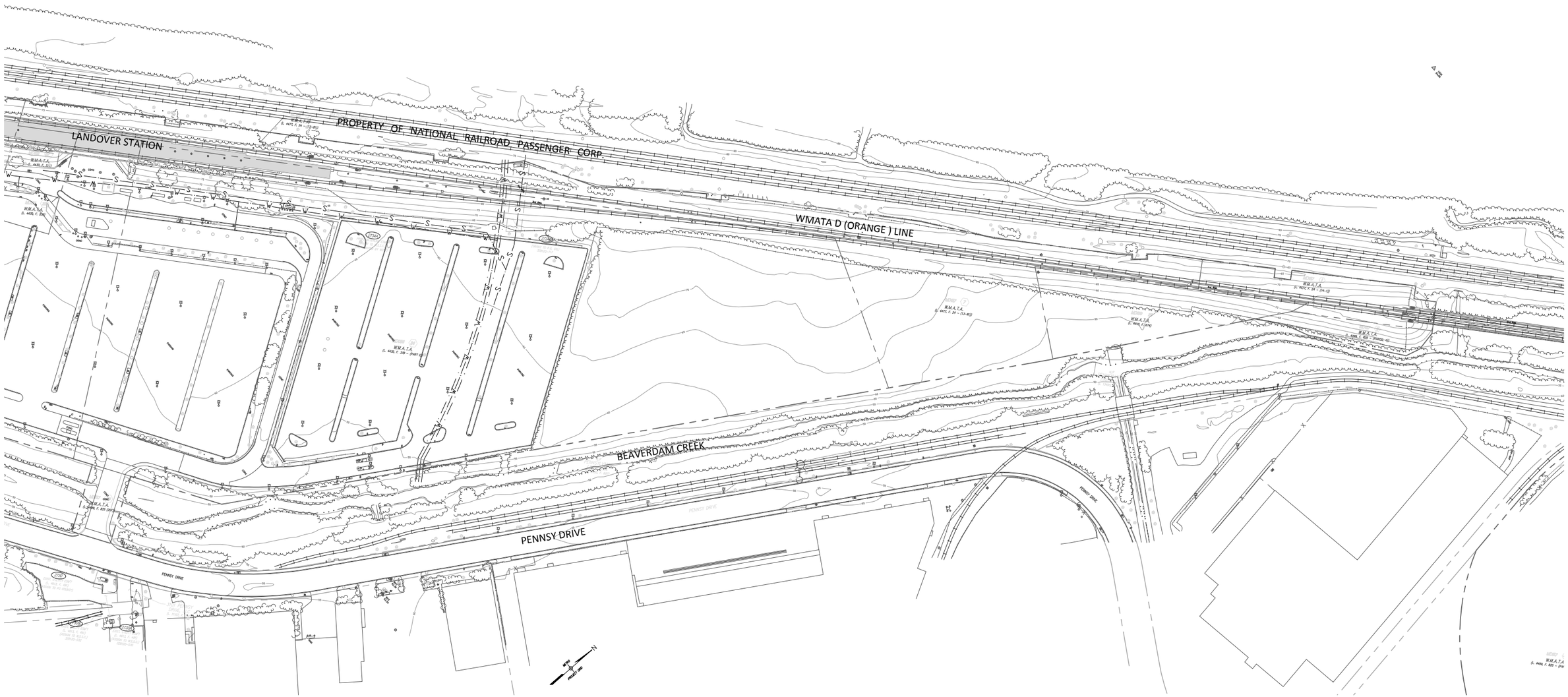

CONTRACT NO.
XXXXXXX

DESIGNED		07/14/14 DATE
DRAWN	MRV	07/14/14 DATE
CHECKED	MJP	07/14/14 DATE
APPROVED	---	DATE

REFERENCE DRAWINGS

NUMBER	DESCRIPTION

REVISIONS

DATE	BY	DESCRIPTION

WASHINGTON METROPOLITAN TRANSIT AUTHORITY

DEPARTMENT OF TRANSIT INFRASTRUCTURE AND ENGINEERING SERVICES
OFFICE OF THE CHIEF ENGINEER, INFRASTRUCTURE

SUBMITTED DATE

APPROVED CHIEF ENGINEER DATE

NEW CARROLLTON YARD IMPROVEMENTS

LANDOVER STATION EXISTING CONDITIONS

SCALE	DRAWING NO.	SHEET NO.
1" = 200'	G-023	23 of 47

Oct 02,2014-11:10am
L:\WMATA On-Call Planning Services\New Carrollton Yard Improvements\400-Technical\General Plans\Landover Site Plan\Landover_Existing_071414.dwg

PROPOSED EMPLOYEE PARKING SPACES	182
PROPOSED VISITOR PARKING SPACES	18
PROPOSED COMMUTER PARKING SPACES	848

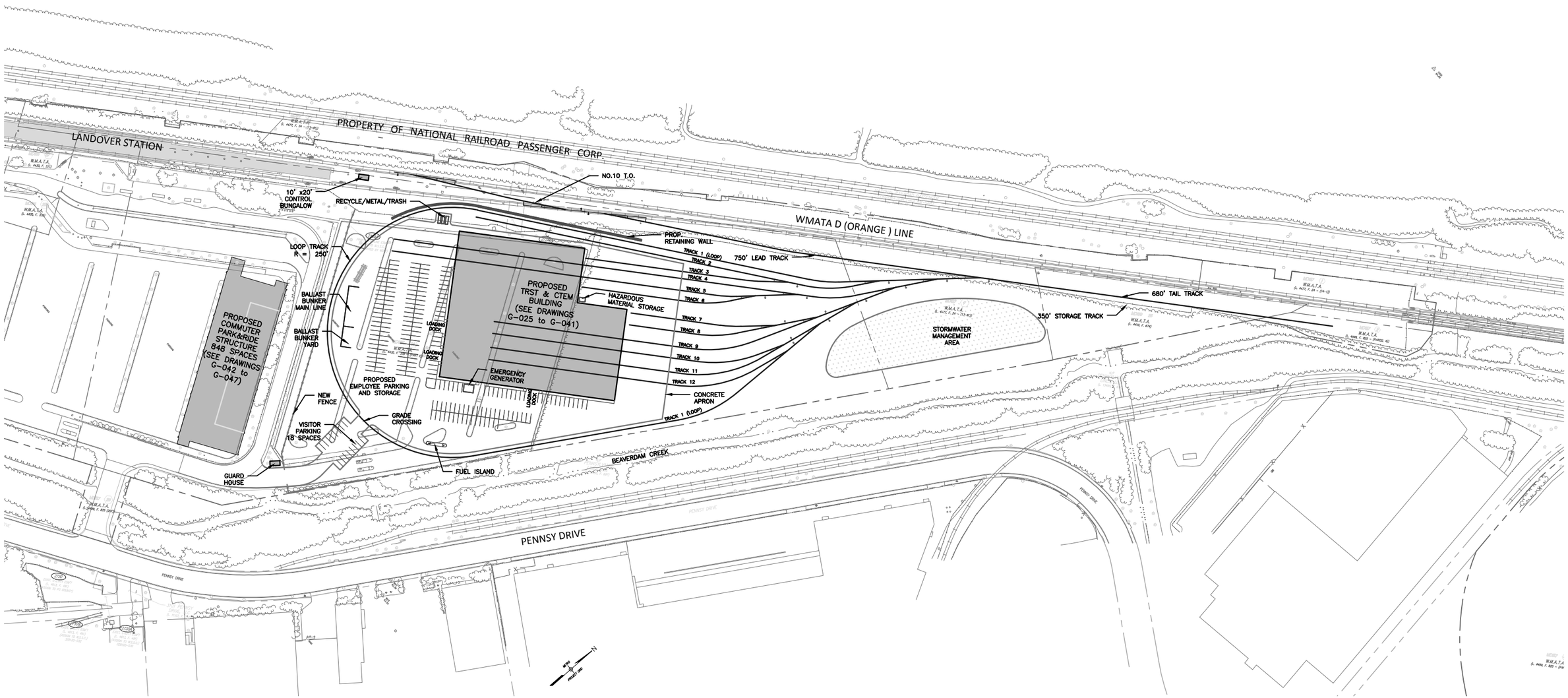

CONTRACT NO.
XXXXXXX

Oct 02,2014-11:43am
L:\WMATA On-Call Planning Services\New Carrollton Yard Improvements\400-Technical\General Plans\Landover Site Plan\Landover_071514.dwg

DESIGNED		07/14/14 DATE
DRAWN	MRV	07/14/14 DATE
CHECKED	MJP	07/14/14 DATE
APPROVED	---	DATE

REFERENCE DRAWINGS

NUMBER	DESCRIPTION

REVISIONS

DATE	BY	DESCRIPTION

WASHINGTON METROPOLITAN TRANSIT AUTHORITY

DEPARTMENT OF TRANSIT INFRASTRUCTURE AND ENGINEERING SERVICES
OFFICE OF THE CHIEF ENGINEER, INFRASTRUCTURE

SUBMITTED _____ DATE

APPROVED
CHIEF ENGINEER _____ DATE

NEW CARROLLTON YARD IMPROVEMENTS

LANDOVER STATION SITE PLAN

SCALE	DRAWING NO.	SHEET NO.
1" = 200'	G-024	24 of 47

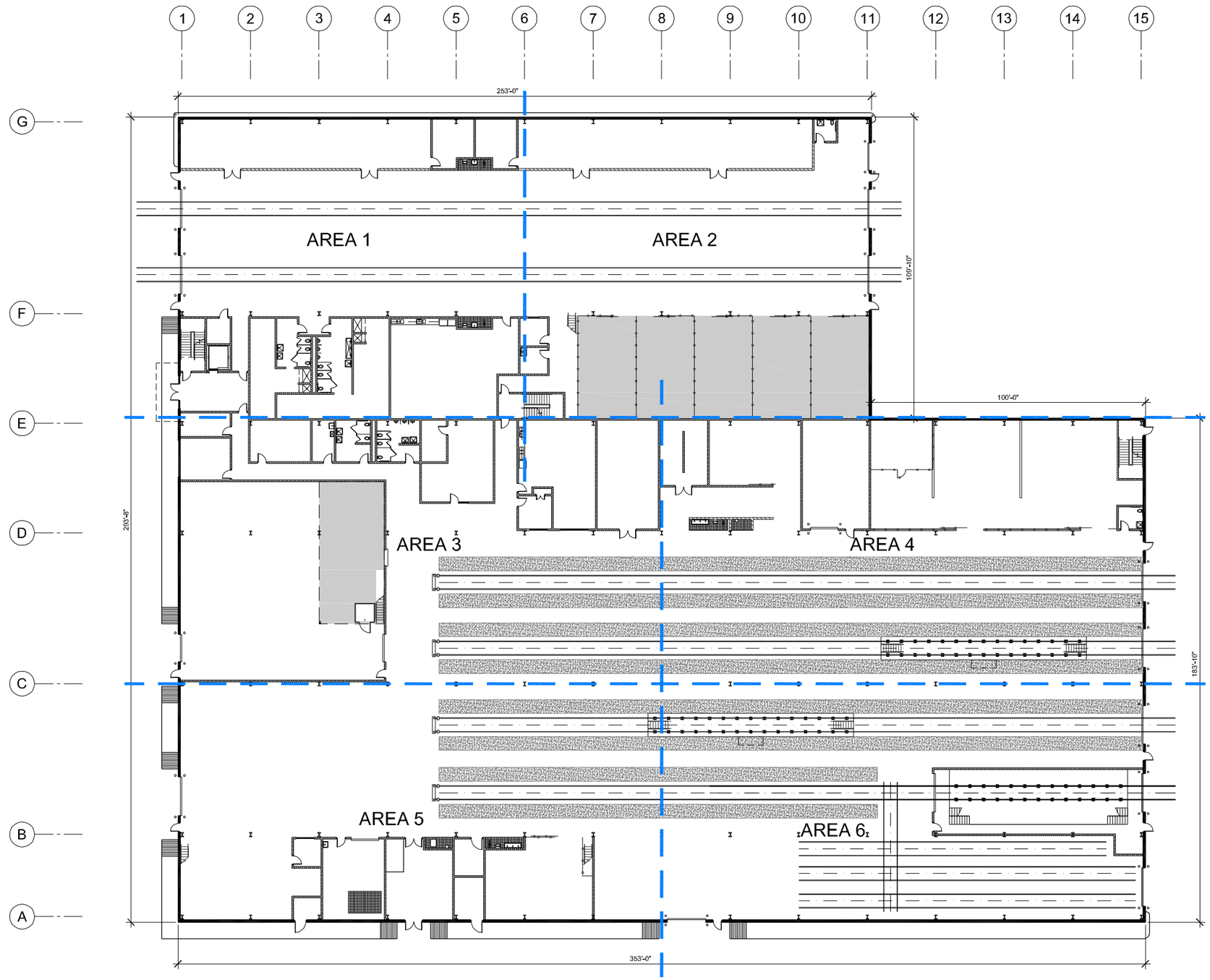

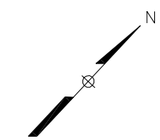

AREA 1	AREA 2
AREA 3	AREA 4
AREA 5	AREA 6

KEY PLAN

0 10' 20' 40'

1"=20'-0"

CONTRACT NO.
XXXXXXX

DESIGNED	ASI	8/29/14
DRAWN	RR	8/29/14
CHECKED	MNG	8/29/14
APPROVED	ASI	8/29/14

DATE

REFERENCE DRAWINGS

NUMBER	DESCRIPTION

REVISIONS

DATE	BY	DESCRIPTION

WASHINGTON METROPOLITAN TRANSIT AUTHORITY

DEPARTMENT OF TRANSIT INFRASTRUCTURE AND ENGINEERING SERVICES
OFFICE OF THE CHIEF ENGINEER, INFRASTRUCTURE

SUBMITTED DATE

APPROVED CHIEF ENGINEER DATE

NEW CARROLLTON YARD IMPROVEMENTS

Overall First Floor Plan - CTEM/TRST Building

SCALE	DRAWING NO.	SHEET NO.
1" = 20'-0"	G-025	25 of 47

Oct 02,2014-9:57am
R:\PROJECTS\173237D - New Carrollton\DRAWINGS\Landover\WMATA-A001-A to A13-A - Arch-Plans-CTEM_TRST.dwg

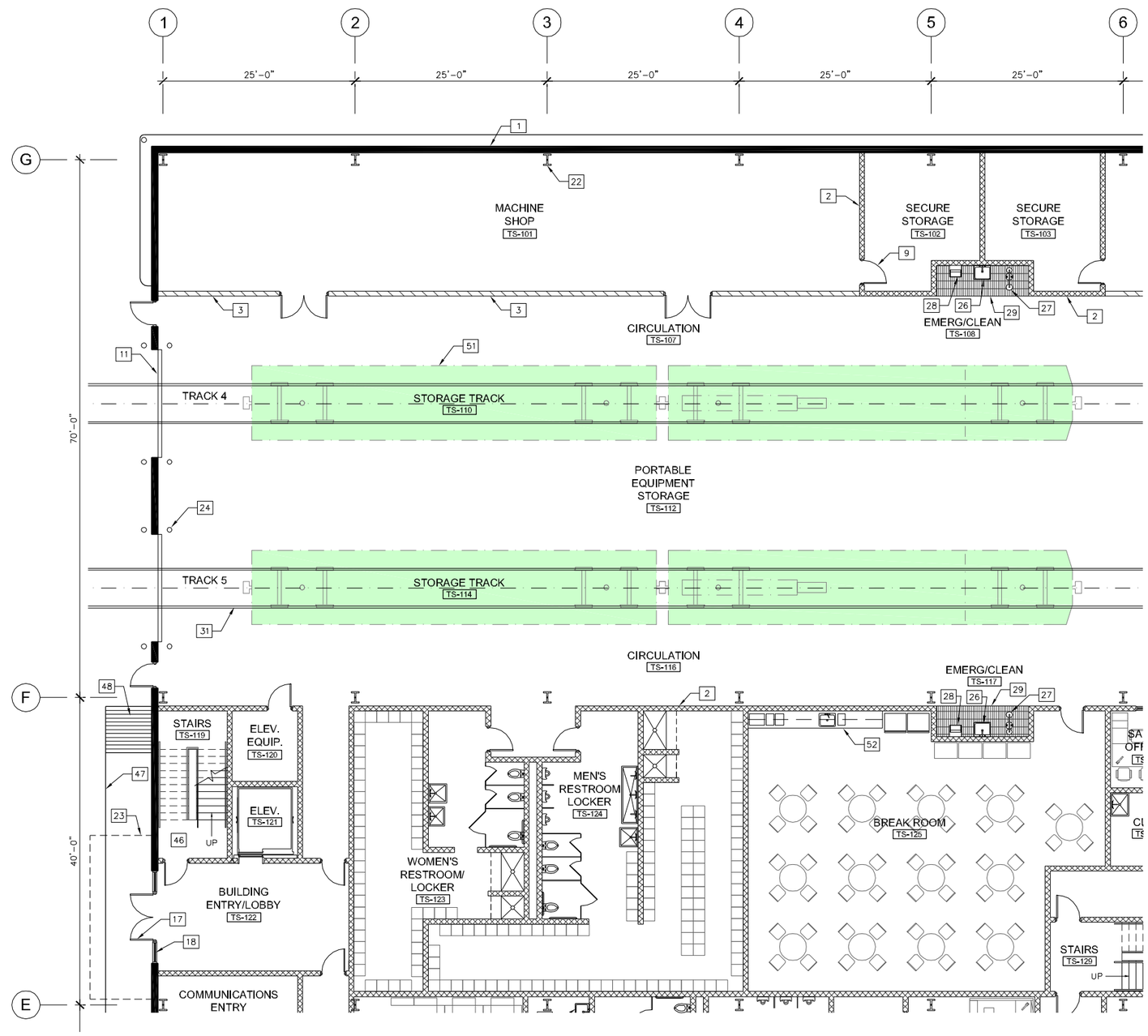

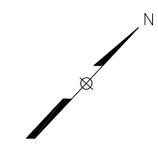

AREA 1	AREA 2
AREA 3	AREA 4
AREA 5	AREA 6

KEY PLAN

0 2' 4' 8' 16'

1/8"=1'-0"

CONTRACT NO.
XXXXXXX

DESIGNED	ASI	8/29/14
DRAWN	RR	8/29/14
CHECKED	MNG	8/29/14
APPROVED	ASI	8/29/14

DATE

REFERENCE DRAWINGS

NUMBER	DESCRIPTION

REVISIONS

DATE	BY	DESCRIPTION

WASHINGTON METROPOLITAN TRANSIT AUTHORITY

DEPARTMENT OF TRANSIT INFRASTRUCTURE AND ENGINEERING SERVICES
OFFICE OF THE CHIEF ENGINEER, INFRASTRUCTURE

SUBMITTED DATE

APPROVED CHIEF ENGINEER DATE

NEW CARROLLTON YARD IMPROVEMENTS

Partial Floor Plan Area 1 - CTEM/TRST Building

SCALE	DRAWING NO.	SHEET NO.
1/8" = 1'-0"	G-026	26 of 47

Oct 02,2014-9:58am
R:\PROJECTS\173237D - New Carrollton\DRAWINGS\Landover\WMATA-A001-A to A13-A - Arch-Plans-CTEM_TRST.dwg

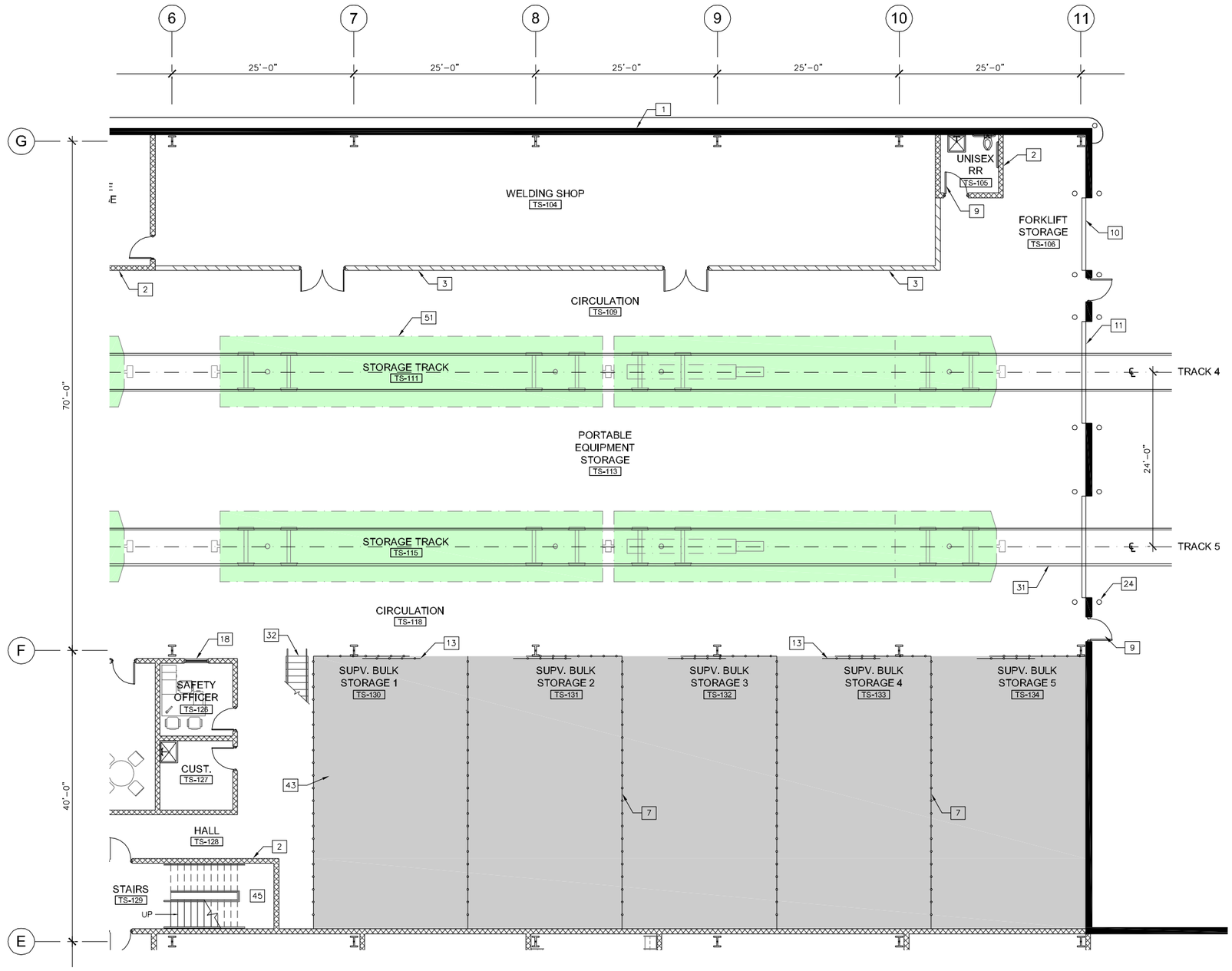

AREA 1	AREA 2
AREA 3	AREA 4
AREA 5	AREA 6

KEY PLAN

0 2' 4' 8' 16'

1/8"=1'-0"

CONTRACT NO.
XXXXXXX

DESIGNED	ASI	8/29/14
DRAWN	RR	8/29/14
CHECKED	MNG	8/29/14
APPROVED	ASI	8/29/14

DATE

REFERENCE DRAWINGS

NUMBER	DESCRIPTION

REVISIONS

DATE	BY	DESCRIPTION

WASHINGTON METROPOLITAN TRANSIT AUTHORITY

DEPARTMENT OF TRANSIT INFRASTRUCTURE AND ENGINEERING SERVICES
OFFICE OF THE CHIEF ENGINEER, INFRASTRUCTURE

SUBMITTED DATE

APPROVED CHIEF ENGINEER DATE

NEW CARROLLTON YARD IMPROVEMENTS

Partial Floor Plan Area 2 - CTEM/TRST Building

SCALE	DRAWING NO.	SHEET NO.
1/8" = 1'-0"	G-027	27 of 47

Oct 02,2014-9:59am
R:\PROJECTS\173237D - New Carrollton\DRAWINGS\Landover\WMATA-A001-A to A13-A - Arch-Plans-CTEM_TRST.dwg

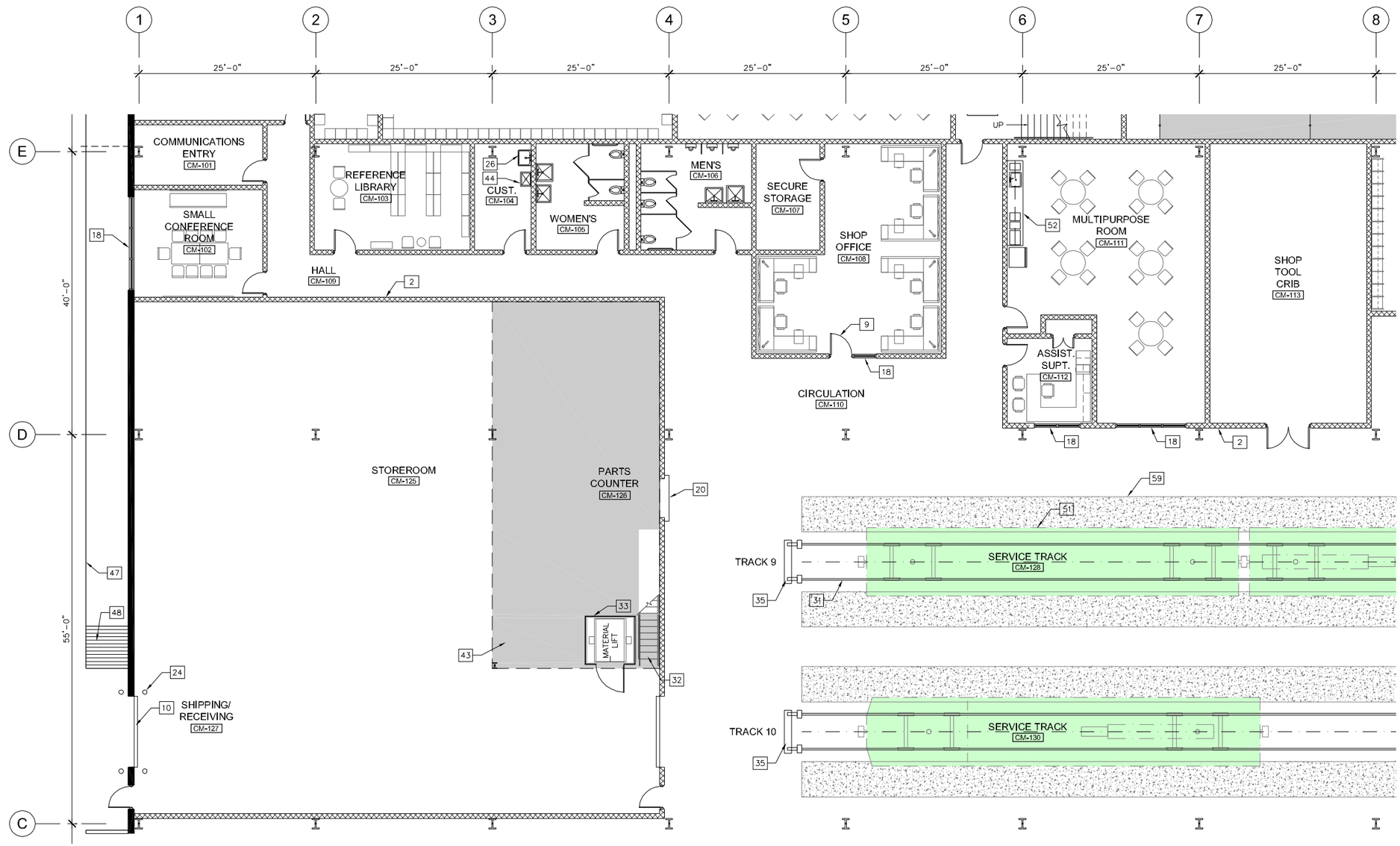

AREA 1	AREA 2	
AREA 3	AREA 4	
AREA 5	AREA 6	

KEY PLAN

0 2' 4' 8' 16'

1/8"=1'-0"

CONTRACT NO.
XXXXXXX

DESIGNED	ASI	8/29/14 DATE
DRAWN	RR	8/29/14 DATE
CHECKED	MNG	8/29/14 DATE
APPROVED	ASI	8/29/14 DATE

REFERENCE DRAWINGS	
NUMBER	DESCRIPTION

REVISIONS		
DATE	BY	DESCRIPTION

WASHINGTON METROPOLITAN TRANSIT AUTHORITY

DEPARTMENT OF TRANSIT INFRASTRUCTURE AND ENGINEERING SERVICES
OFFICE OF THE CHIEF ENGINEER, INFRASTRUCTURE

SUBMITTED DATE

APPROVED CHIEF ENGINEER DATE

NEW CARROLLTON YARD IMPROVEMENTS

Partial First Floor Plan Area 3 - CTEM/TRST Building

SCALE	DRAWING NO.	SHEET NO.
1/8" = 1'-0"	G-028	28 of 47

Oct 02,2014-9:59am
R:\PROJECTS\173237D - New Carrollton\DRAWINGS\Landover\WMATA-A001-A to A13-A - Arch-Plans-CTEM_TRST.dwg

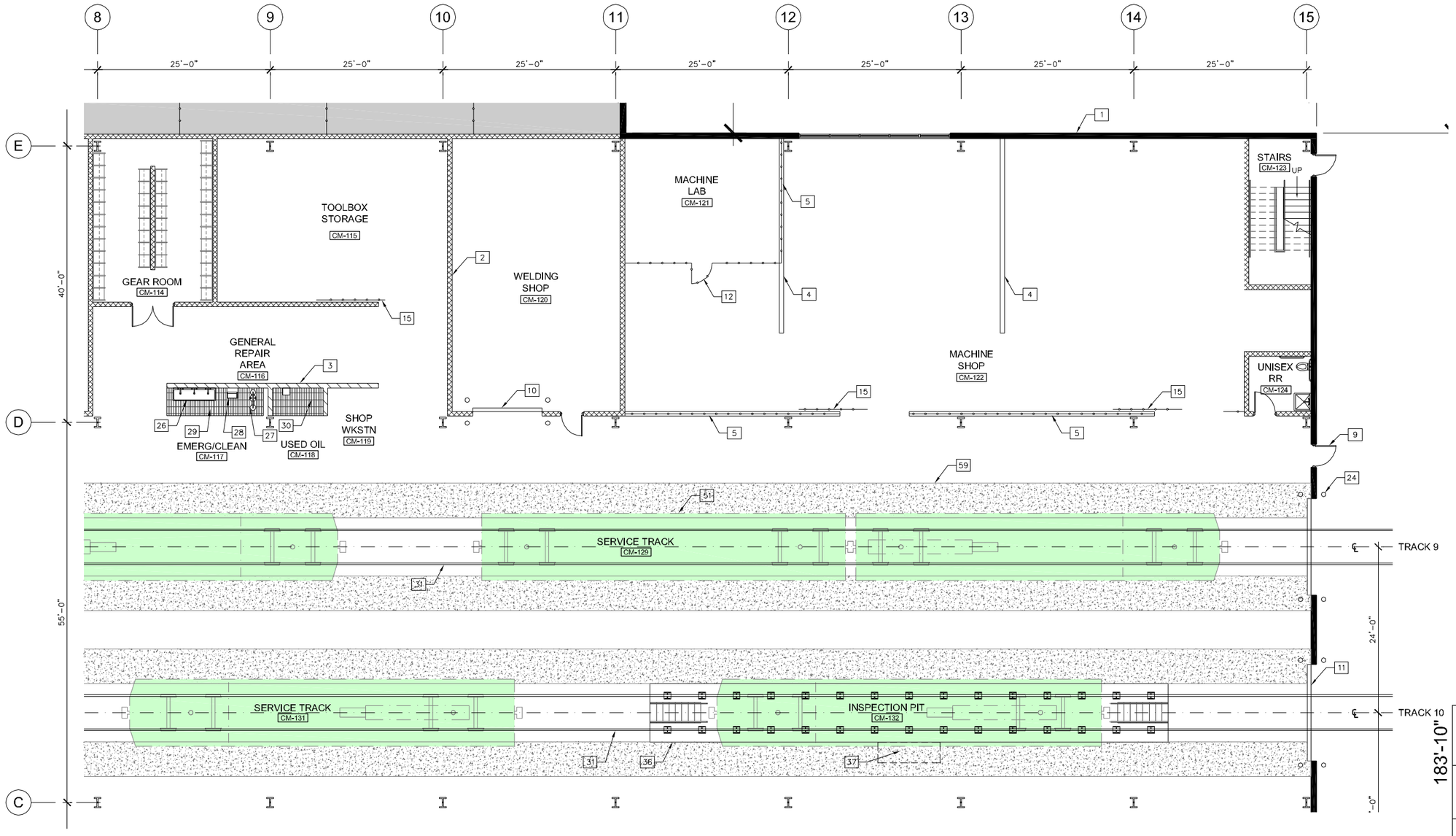

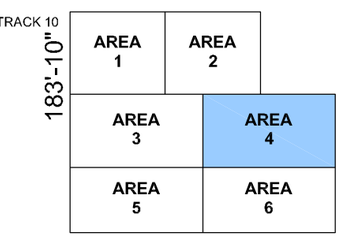

KEY PLAN

0 2' 4' 8' 16'

1/8"=1'-0"

CONTRACT NO.
XXXXXXX

DESIGNED	ASI	8/29/14 DATE
DRAWN	RR	8/29/14 DATE
CHECKED	MNG	8/29/14 DATE
APPROVED	ASI	8/29/14 DATE

REFERENCE DRAWINGS

NUMBER	DESCRIPTION

REVISIONS

DATE	BY	DESCRIPTION

WASHINGTON METROPOLITAN TRANSIT AUTHORITY

DEPARTMENT OF TRANSIT INFRASTRUCTURE AND ENGINEERING SERVICES
OFFICE OF THE CHIEF ENGINEER, INFRASTRUCTURE

SUBMITTED _____ DATE

APPROVED _____ CHIEF ENGINEER DATE

NEW CARROLLTON YARD IMPROVEMENTS

Partial First Floor Plan Area 4 - CTEM/TRST Building

SCALE	DRAWING NO.	SHEET NO.
1/8" = 1'-0"	G-029	29 of 47

Oct 02,2014-10:00am
R:\PROJECTS\173237D - New Carrollton\DRAWINGS\Landover\WMATA-A001-A to A13-A - Arch-Plans-CTEM_TRST.dwg

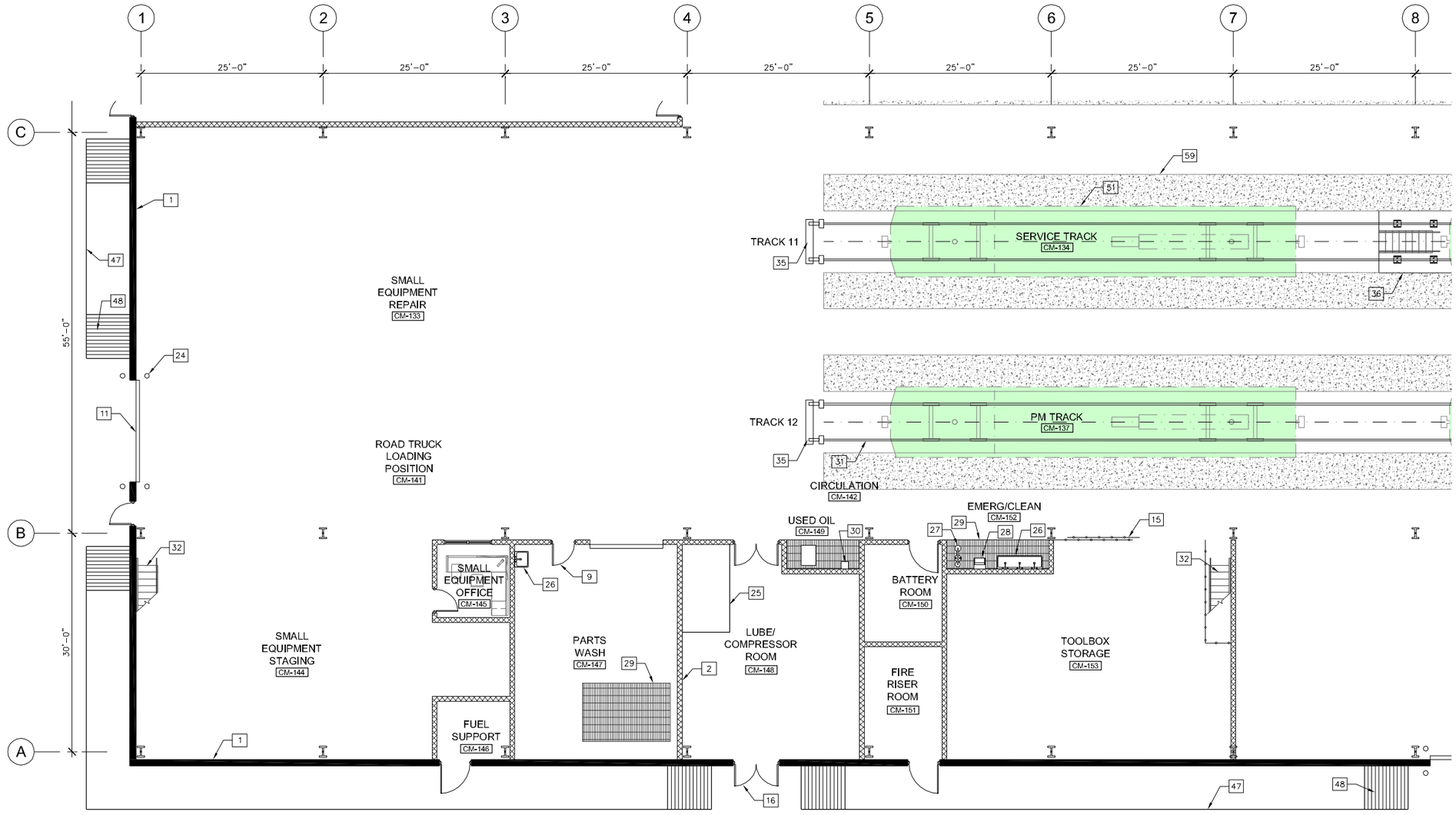

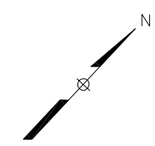

KEY PLAN

0 2' 4' 8' 16'

1/8"=1'-0"

CONTRACT NO.
XXXXXXX

DESIGNED	ASI	8/29/14 DATE
DRAWN	RR	8/29/14 DATE
CHECKED	MNG	8/29/14 DATE
APPROVED	ASI	8/29/14 DATE

REFERENCE DRAWINGS

NUMBER	DESCRIPTION

REVISIONS

DATE	BY	DESCRIPTION

WASHINGTON METROPOLITAN TRANSIT AUTHORITY

DEPARTMENT OF TRANSIT INFRASTRUCTURE AND ENGINEERING SERVICES
OFFICE OF THE CHIEF ENGINEER, INFRASTRUCTURE

SUBMITTED _____ DATE

APPROVED CHIEF ENGINEER _____ DATE

NEW CARROLLTON YARD IMPROVEMENTS

Partial First Floor Plan Area 5 - CTEM/TRST Building

SCALE	DRAWING NO.	SHEET NO.
1/8" = 1'-0"	G-030	30 of 47

Oct 02,2014-10:01am
R:\PROJECTS\173237D - New Carrollton\DRAWINGS\Landover\WMATA-A001-A to A13-A - Arch-Plans-CTEM_TRST.dwg

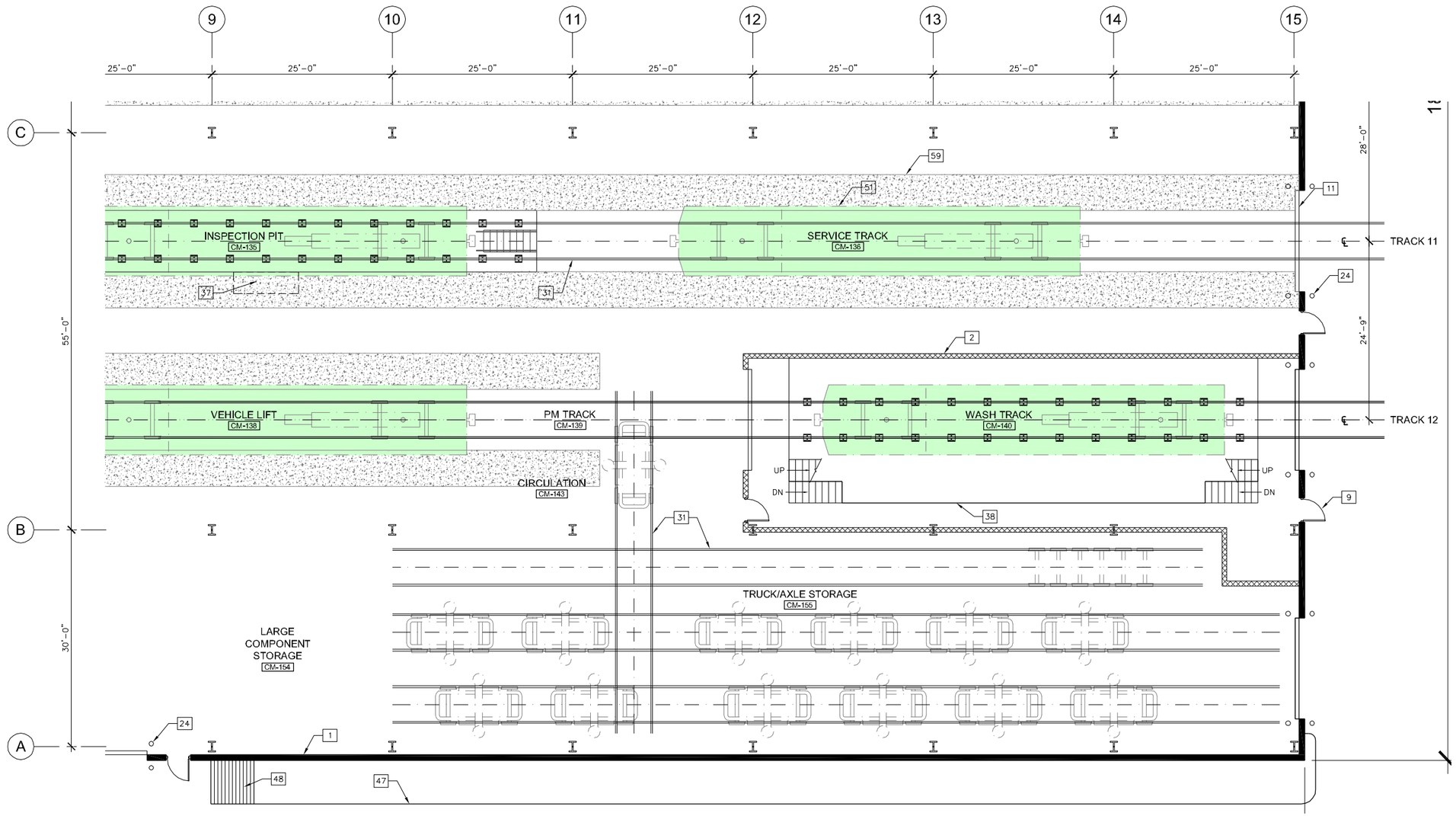

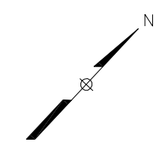

AREA 1	AREA 2
AREA 3	AREA 4
AREA 5	AREA 6

KEY PLAN

0 2' 4' 8' 16'

1/8"=1'-0"

CONTRACT NO.
XXXXXXX

DESIGNED	ASI	8/29/14
DRAWN	RR	8/29/14
CHECKED	MNG	8/29/14
APPROVED	ASI	8/29/14

DATE

REFERENCE DRAWINGS

NUMBER	DESCRIPTION

REVISIONS

DATE	BY	DESCRIPTION

WASHINGTON METROPOLITAN TRANSIT AUTHORITY

DEPARTMENT OF TRANSIT INFRASTRUCTURE AND ENGINEERING SERVICES
OFFICE OF THE CHIEF ENGINEER, INFRASTRUCTURE

SUBMITTED DATE

APPROVED
CHIEF ENGINEER DATE

NEW CARROLLTON YARD IMPROVEMENTS

Partial First Floor Plan Area 6 -
CTEM/TRST Building

SCALE	DRAWING NO.	SHEET NO.
1/8" = 1'-0"	G-031	31 of 47

Oct 02,2014-10:01am
R:\PROJECTS\173237D - New Carrollton\DRAWINGS\Landover\WMATA-A001-A to A13-A - Arch-Plans-CTEM_TRST.dwg

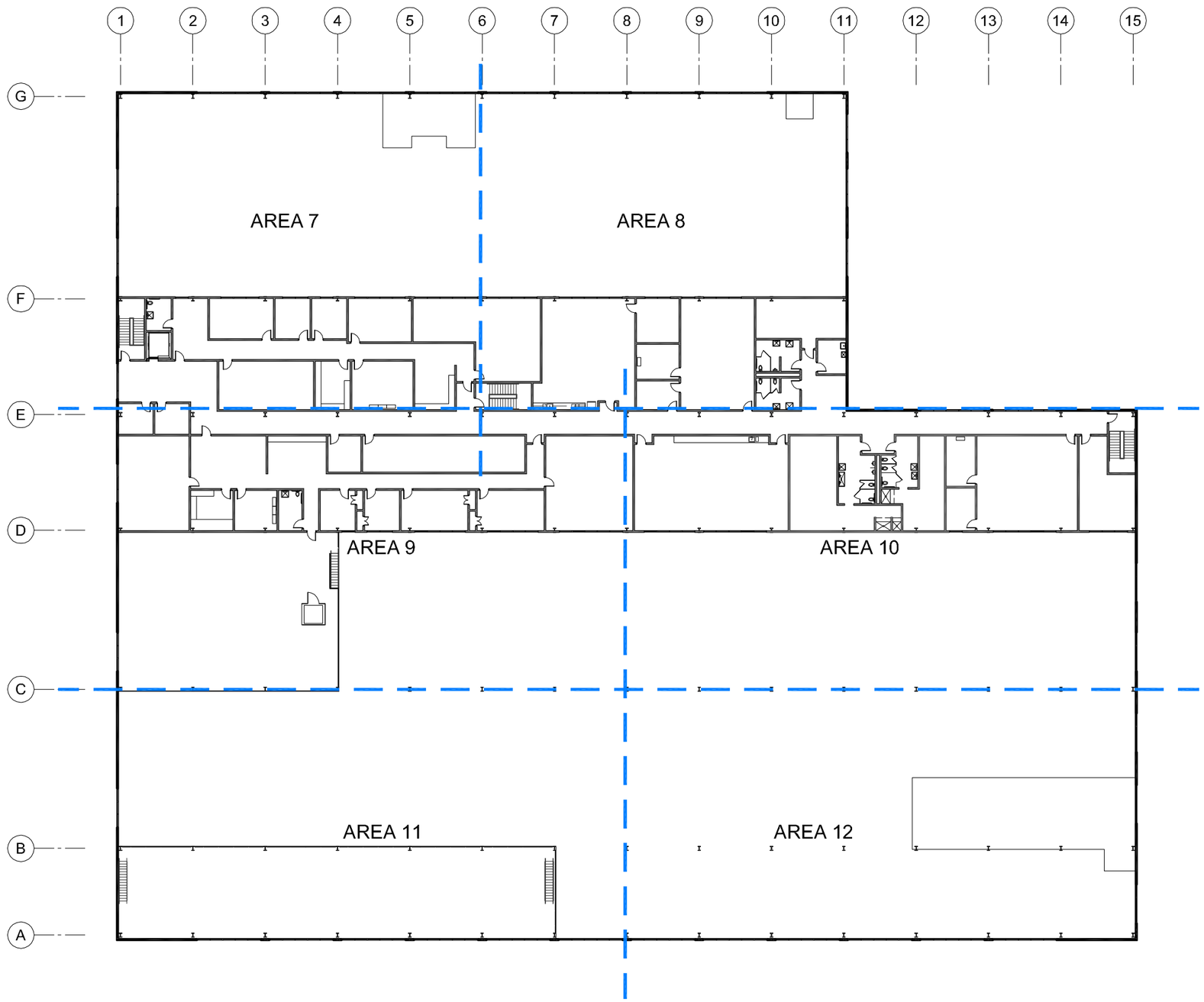

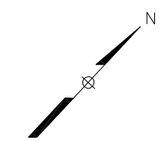

AREA 7	AREA 8
AREA 9	AREA 10
AREA 11	AREA 12

KEY PLAN

0 10' 20' 40'

1"=20'-0"

CONTRACT NO.
XXXXXXX

DESIGNED	ASI	8/29/14 DATE
DRAWN	RR	8/29/14 DATE
CHECKED	MNG	8/29/14 DATE
APPROVED	ASI	8/29/14 DATE

REFERENCE DRAWINGS

NUMBER	DESCRIPTION

REVISIONS

DATE	BY	DESCRIPTION

WASHINGTON METROPOLITAN TRANSIT AUTHORITY

DEPARTMENT OF TRANSIT INFRASTRUCTURE AND ENGINEERING SERVICES
OFFICE OF THE CHIEF ENGINEER, INFRASTRUCTURE

SUBMITTED DATE

APPROVED CHIEF ENGINEER DATE

NEW CARROLLTON YARD IMPROVEMENTS

Overall Mezzanine Floor Plan - CTEM/TRST Building

SCALE	DRAWING NO.	SHEET NO.
1" = 20'-0"	G-032	32 of 47

Oct 02,2014-10:02am
R:\PROJECTS\173237D - New Carrollton\DRAWINGS\Landover\WMATA-A001-A to A13-A - Arch-Plans-CTEM_TRST.dwg

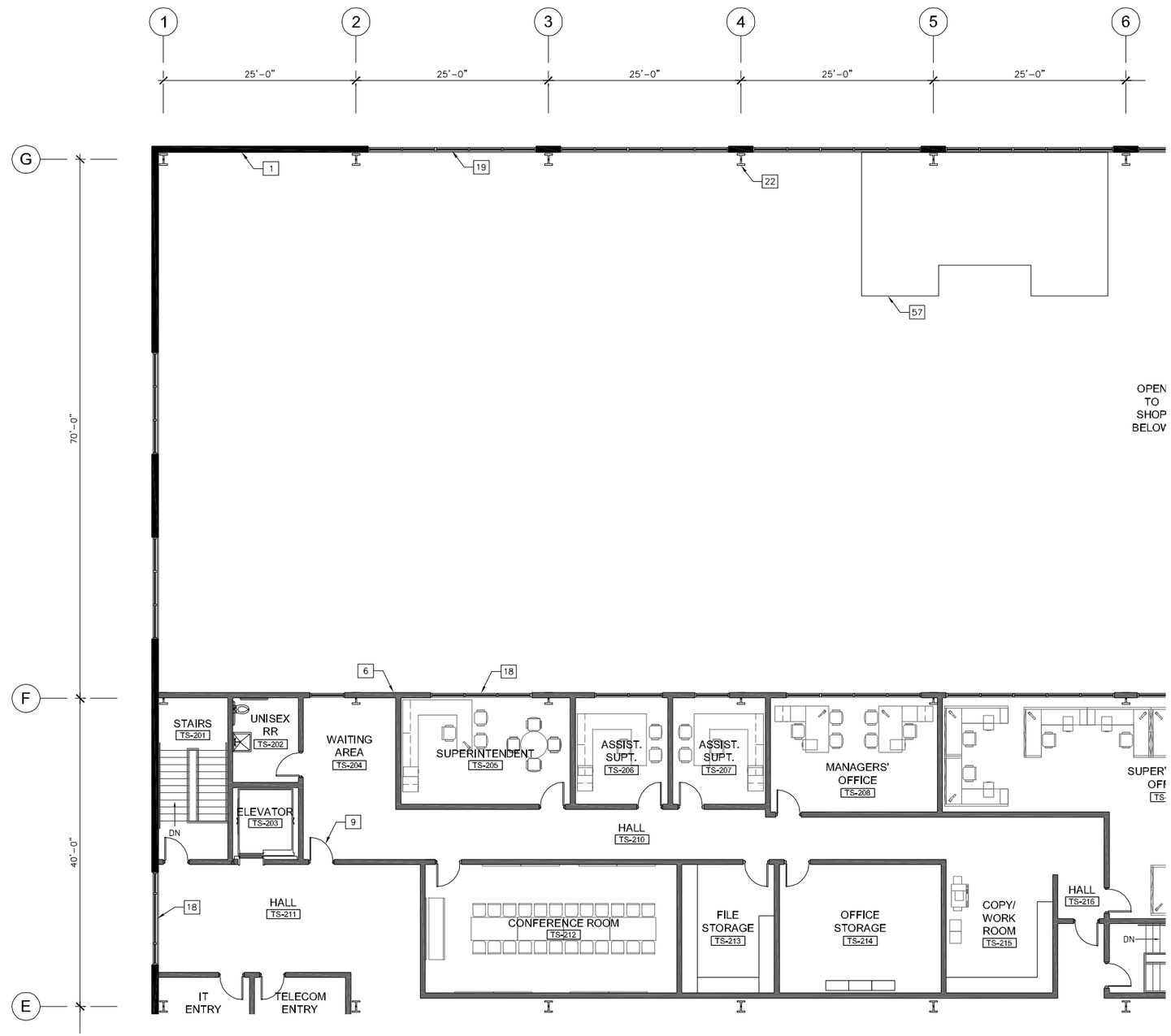

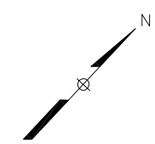

AREA 7	AREA 8
AREA 9	AREA 10
AREA 11	AREA 12

KEY PLAN

0 2' 4' 8' 16'

1/8"=1'-0"

CONTRACT NO. XXXXXXX

DESIGNED	ASI	8/29/14 DATE
DRAWN	RR	8/29/14 DATE
CHECKED	MNG	8/29/14 DATE
APPROVED	ASI	8/29/14 DATE

REFERENCE DRAWINGS

NUMBER	DESCRIPTION

REVISIONS

DATE	BY	DESCRIPTION

WASHINGTON METROPOLITAN TRANSIT AUTHORITY

DEPARTMENT OF TRANSIT INFRASTRUCTURE AND ENGINEERING SERVICES
OFFICE OF THE CHIEF ENGINEER, INFRASTRUCTURE

SUBMITTED DATE

APPROVED CHIEF ENGINEER DATE

NEW CARROLLTON YARD IMPROVEMENTS

Partial Mezzanine Plan Area 7 - CTEM/TRST Building

SCALE	DRAWING NO.	SHEET NO.
1/8" = 1'-0"	G-033	33 of 47

Oct 02,2014-10:03am
R:\PROJECTS\173237D - New Carrollton\DRAWINGS\Landover\WMATA-A001-A to A13-A - Arch-Plans-CTEM_TRST.dwg

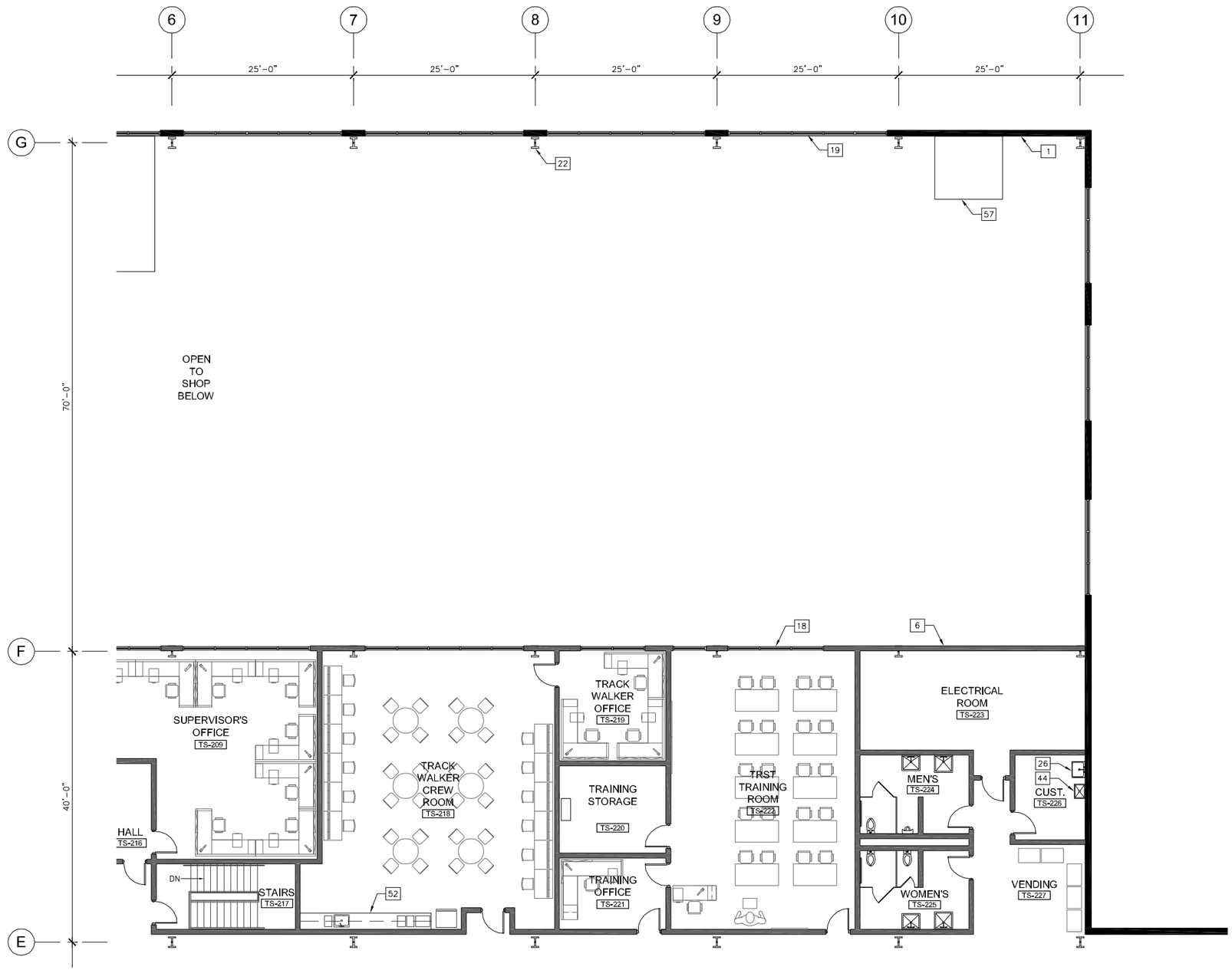

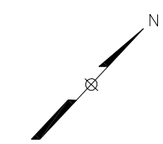

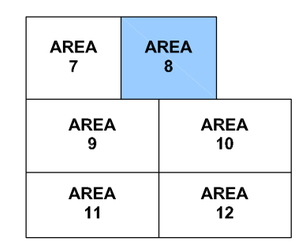

KEY PLAN

0 2' 4' 8' 16'

1/8"=1'-0"

CONTRACT NO.
XXXXXXX

DESIGNED	ASI	8/29/14 DATE
DRAWN	RR	8/29/14 DATE
CHECKED	MNG	8/29/14 DATE
APPROVED	ASI	8/29/14 DATE

REFERENCE DRAWINGS

NUMBER	DESCRIPTION

REVISIONS

DATE	BY	DESCRIPTION

WASHINGTON METROPOLITAN TRANSIT AUTHORITY

DEPARTMENT OF TRANSIT INFRASTRUCTURE AND ENGINEERING SERVICES
OFFICE OF THE CHIEF ENGINEER, INFRASTRUCTURE

SUBMITTED DATE

APPROVED
CHIEF ENGINEER DATE

NEW CARROLLTON YARD IMPROVEMENTS

Partial Mezzanine Plan Area 8 -
CTEM/TRST Building

SCALE	DRAWING NO.	SHEET NO.
1/8" = 1'-0"	G-034	34 of 47

Oct 02,2014-10:04am
R:\PROJECTS\173237D - New Carrollton\DRAWINGS\Landover\WMATA-A001-A to A13-A - Arch-Plans-CTEM_TRST.dwg

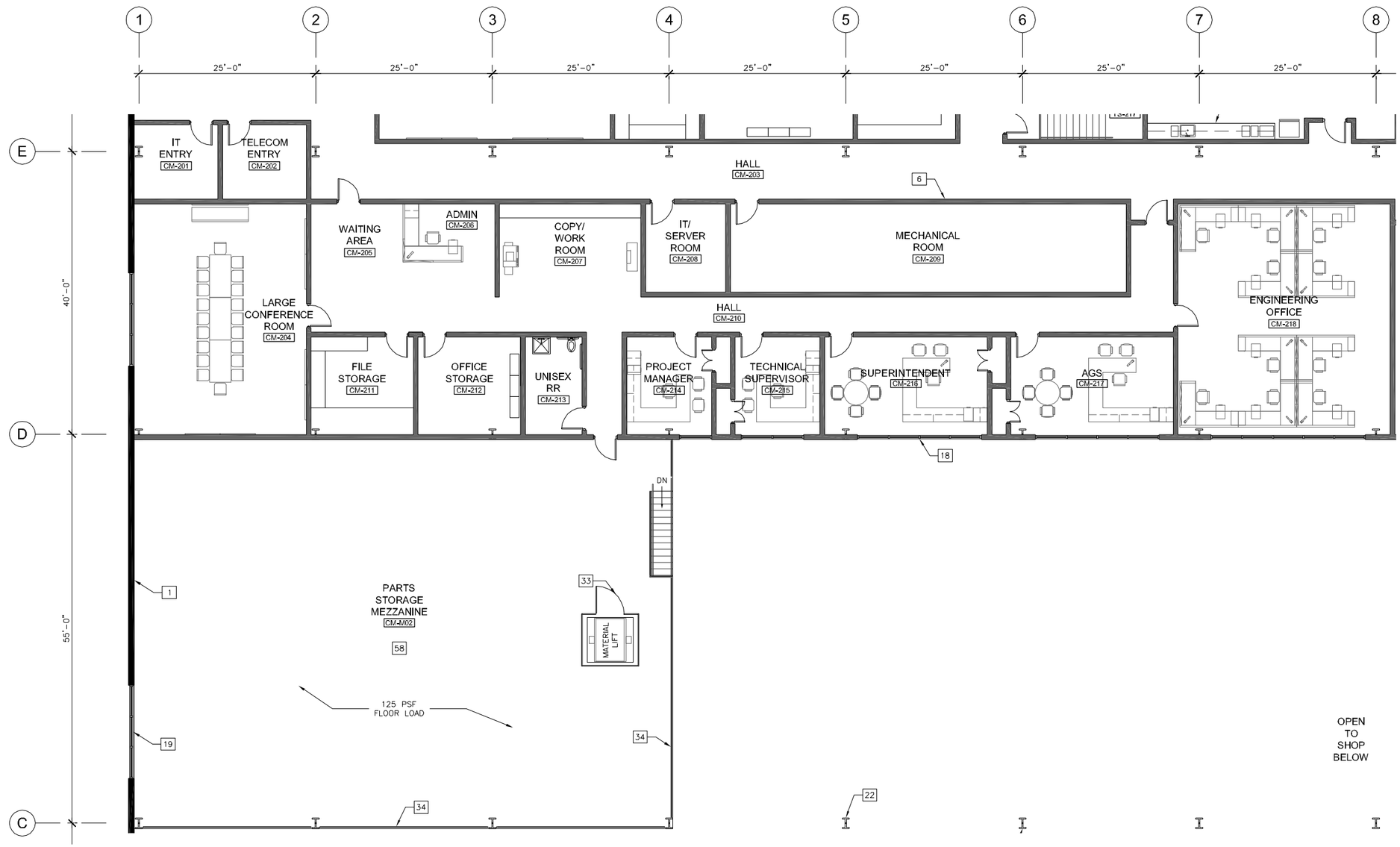

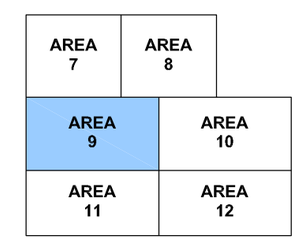

KEY PLAN

0 2' 4' 8' 16'

1/8"=1'-0"

CONTRACT NO. XXXXXXX

DESIGNED	ASI	8/29/14 DATE
DRAWN	RR	8/29/14 DATE
CHECKED	MNG	8/29/14 DATE
APPROVED	ASI	8/29/14 DATE

REFERENCE DRAWINGS

NUMBER	DESCRIPTION

REVISIONS

DATE	BY	DESCRIPTION

WASHINGTON METROPOLITAN TRANSIT AUTHORITY

DEPARTMENT OF TRANSIT INFRASTRUCTURE AND ENGINEERING SERVICES
OFFICE OF THE CHIEF ENGINEER, INFRASTRUCTURE

SUBMITTED _____ DATE

APPROVED CHIEF ENGINEER _____ DATE

NEW CARROLLTON YARD IMPROVEMENTS

Partial Mezzanine Plan Area 9 - CTEM/TRST Building

SCALE	DRAWING NO.	SHEET NO.
1/8" = 1'-0"	G-035	35 of 47

Oct 02,2014-10:05am
R:\PROJECTS\173237D - New Carrollton\DRAWINGS\Landover\WMATA-A001-A to A13-A - Arch-Plans-CTEM_TRST.dwg

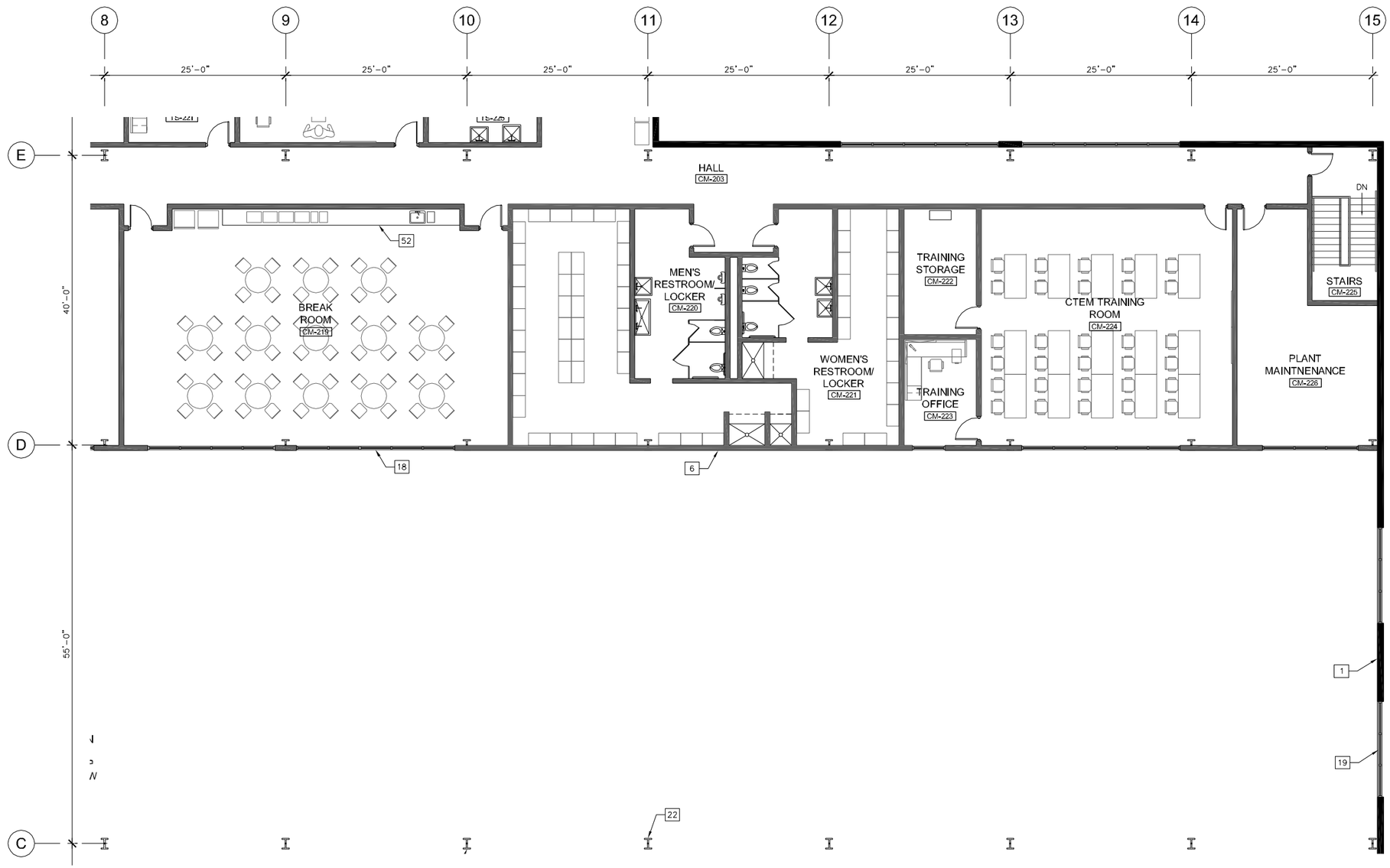

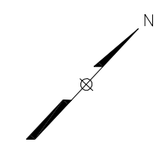

AREA 7	AREA 8
AREA 9	AREA 10
AREA 11	AREA 12

KEY PLAN

0 2' 4' 8' 16'

1/8"=1'-0"

CONTRACT NO.
XXXXXXX

DESIGNED	ASI	8/29/14 DATE
DRAWN	RR	8/29/14 DATE
CHECKED	MNG	8/29/14 DATE
APPROVED	ASI	8/29/14 DATE

REFERENCE DRAWINGS

NUMBER	DESCRIPTION

REVISIONS

DATE	BY	DESCRIPTION

WASHINGTON METROPOLITAN TRANSIT AUTHORITY

DEPARTMENT OF TRANSIT INFRASTRUCTURE AND ENGINEERING SERVICES
OFFICE OF THE CHIEF ENGINEER, INFRASTRUCTURE

SUBMITTED DATE

APPROVED CHIEF ENGINEER DATE

NEW CARROLLTON YARD IMPROVEMENTS

Partial Plan Area 10 - CTEM/TRST Building

SCALE	DRAWING NO.	SHEET NO.
1/8" = 1'-0"	G-036	36 of 47

Oct 02,2014-10:05am
R:\PROJECTS\173237D - New Carrollton\DRAWINGS\Landover\WMATA-A001-A to A13-A - Arch-Plans-CTEM_TRST.dwg

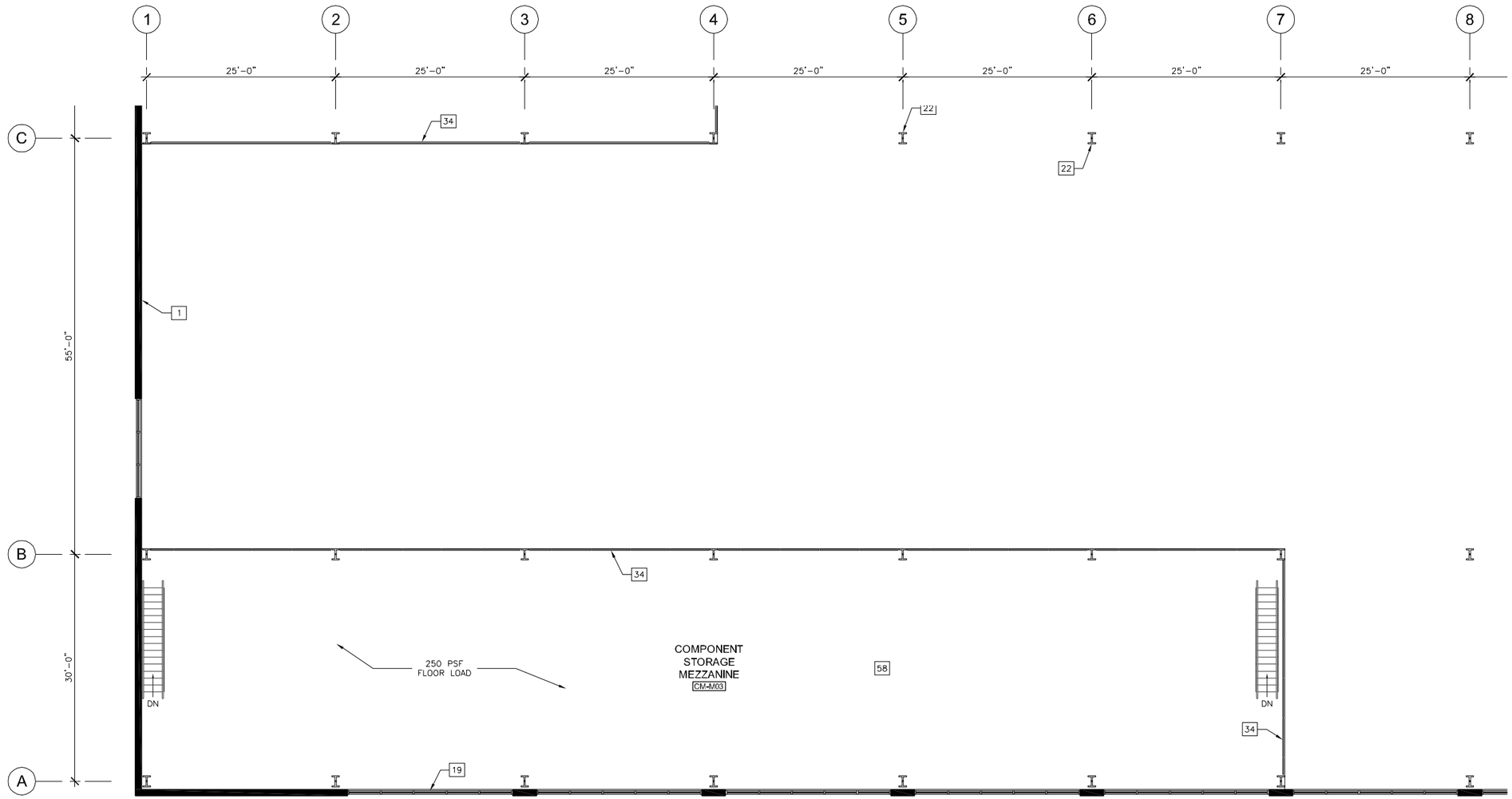

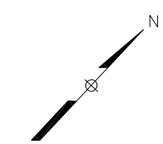

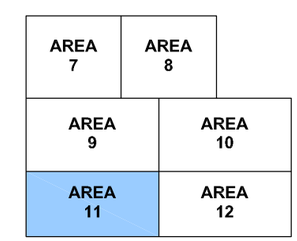

KEY PLAN

0 2' 4' 8' 16'

1/8"=1'-0"

CONTRACT NO.
XXXXXXX

DESIGNED	ASI	8/29/14 DATE
DRAWN	RR	8/29/14 DATE
CHECKED	MNG	8/29/14 DATE
APPROVED	ASI	8/29/14 DATE

REFERENCE DRAWINGS

NUMBER	DESCRIPTION

REVISIONS

DATE	BY	DESCRIPTION

WASHINGTON METROPOLITAN TRANSIT AUTHORITY

DEPARTMENT OF TRANSIT INFRASTRUCTURE AND ENGINEERING SERVICES
OFFICE OF THE CHIEF ENGINEER, INFRASTRUCTURE

SUBMITTED DATE

APPROVED CHIEF ENGINEER DATE

NEW CARROLLTON YARD IMPROVEMENTS

Partial Mezzanine Plan Area 11 -
CTEM/TRST Building

SCALE	DRAWING NO.	SHEET NO.
1/8" = 1'-0"	G-037	37 of 47

Oct 02,2014-10:06am
R:\PROJECTS\173237D - New Carrollton\DRAWINGS\Landover\WMATA-A001-A to A13-A - Arch-Plans-CTEM_TRST.dwg

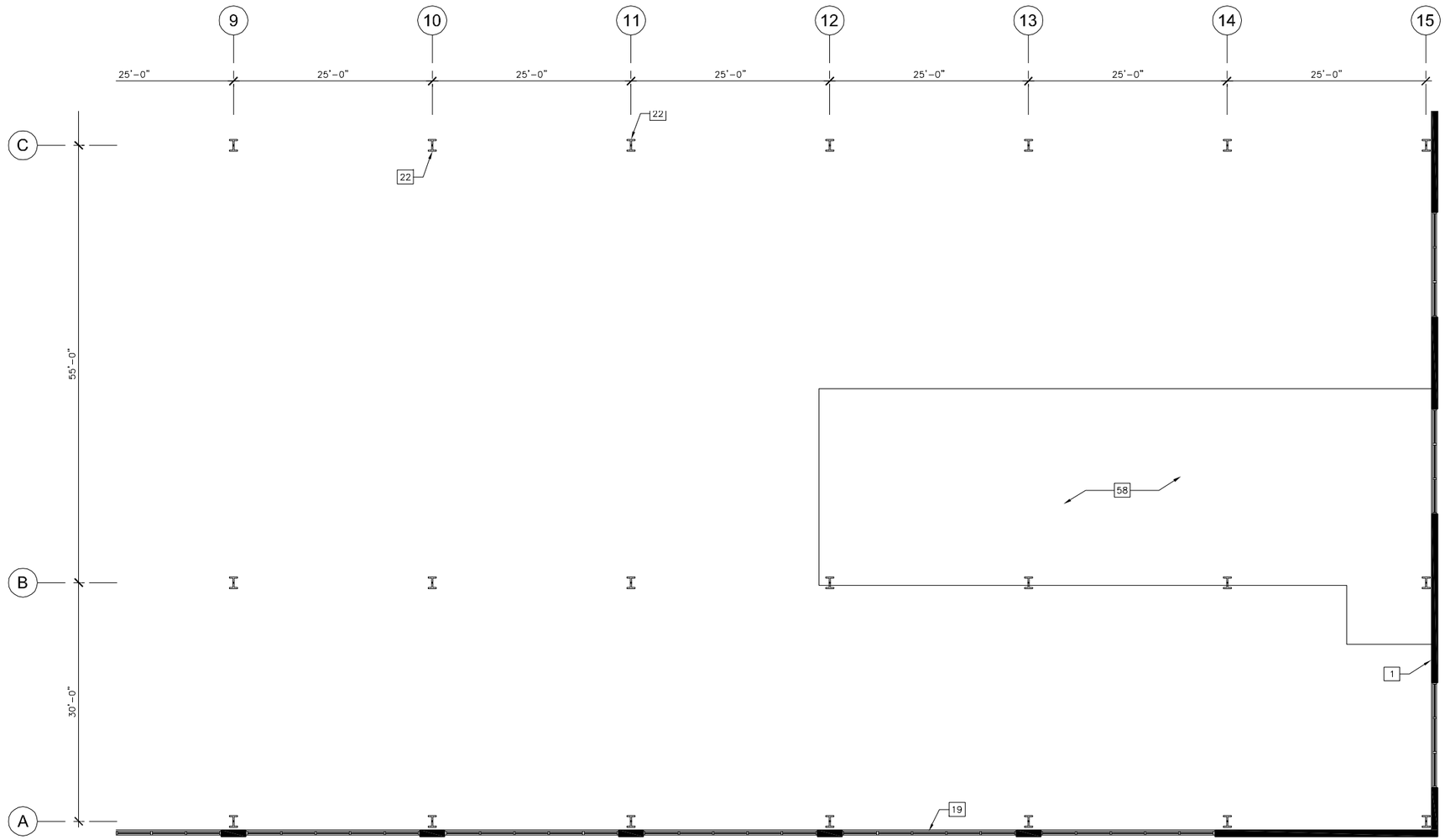

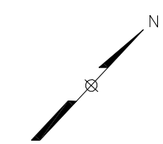

AREA 7	AREA 8
AREA 9	AREA 10
AREA 11	AREA 12

KEY PLAN

0 2' 4' 8' 16'

1/8"=1'-0"

CONTRACT NO.
XXXXXXX

DESIGNED	ASI	8/29/14 DATE
DRAWN	RR	8/29/14 DATE
CHECKED	MNG	8/29/14 DATE
APPROVED	ASI	8/29/14 DATE

REFERENCE DRAWINGS

NUMBER	DESCRIPTION

REVISIONS

DATE	BY	DESCRIPTION

WASHINGTON METROPOLITAN TRANSIT AUTHORITY

DEPARTMENT OF TRANSIT INFRASTRUCTURE AND ENGINEERING SERVICES
OFFICE OF THE CHIEF ENGINEER, INFRASTRUCTURE

SUBMITTED DATE

APPROVED CHIEF ENGINEER DATE

NEW CARROLLTON YARD IMPROVEMENTS

Partial Mezzanine Plan Area 12 - CTEM/TRST Building

SCALE	DRAWING NO.	SHEET NO.
1/8" = 1'-0"	G-038	38 of 47

Oct 02,2014-10:07am
R:\PROJECTS\173237D - New Carrollton\DRAWINGS\Landover\WMATA-A001-A to A13-A - Arch-Plans-CTEM_TRST.dwg

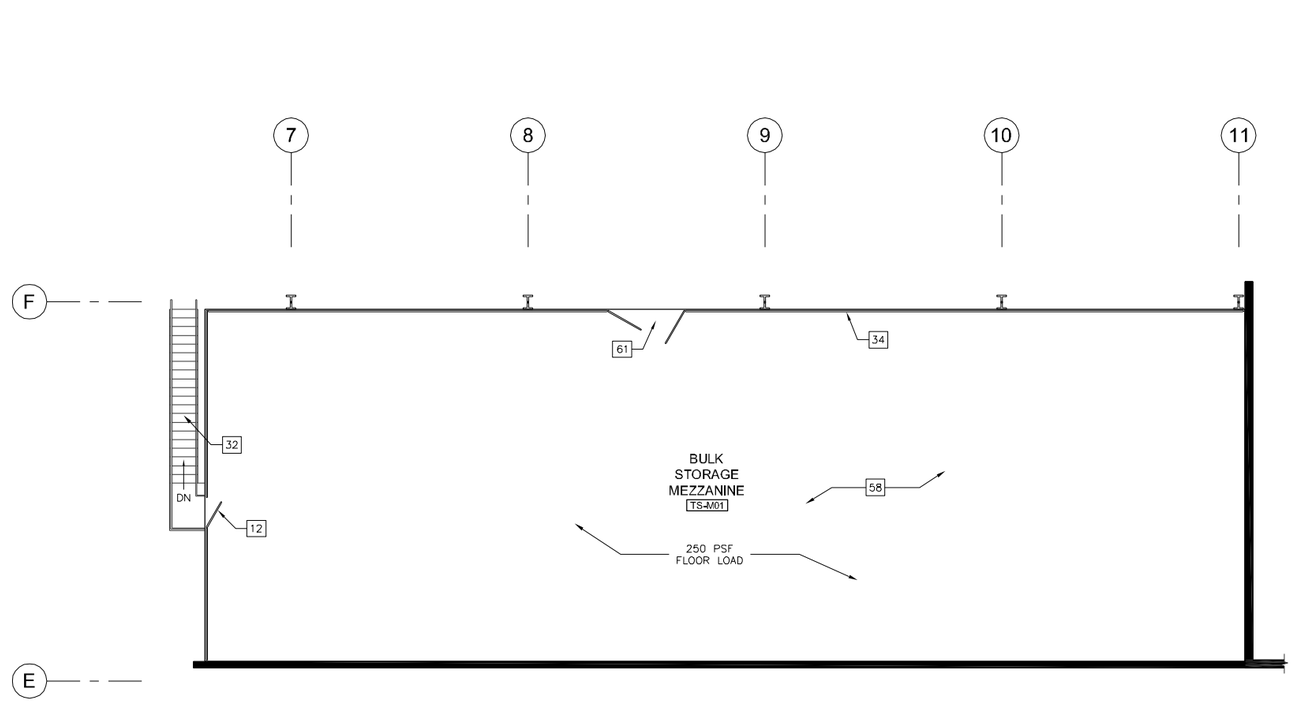

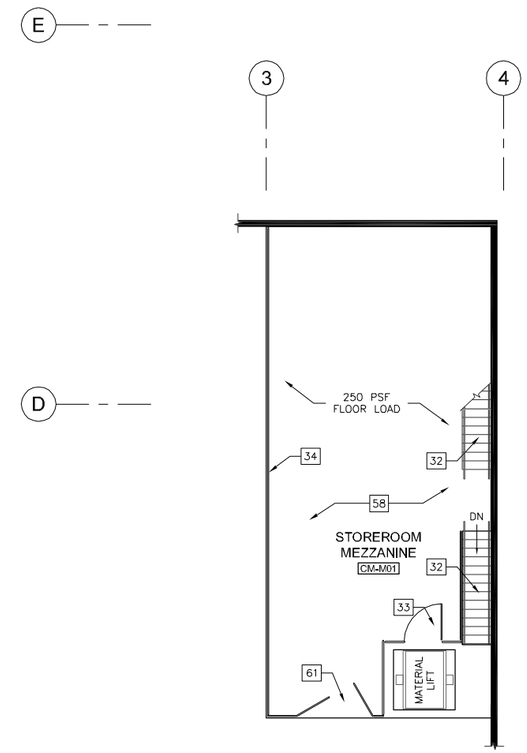

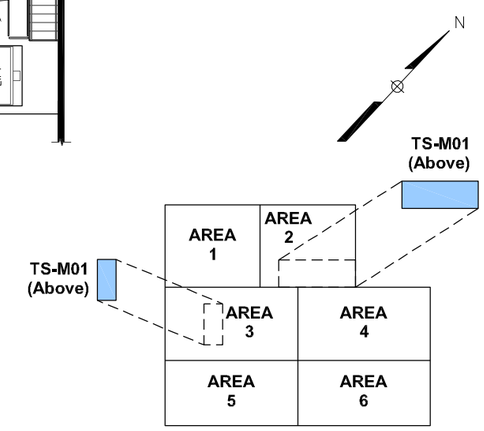

KEY PLAN

0 2' 4' 8' 16'

1/8"=1'-0"

CONTRACT NO.
XXXXXXX

			REFERENCE DRAWINGS		REVISIONS		
DESIGNED	ASI	8/29/14	NUMBER	DESCRIPTION	DATE	BY	DESCRIPTION
		DATE					
DRAWN	RR	8/29/14					
		DATE					
CHECKED	MNG	8/29/14					
		DATE					
APPROVED	ASI	8/29/14					
		DATE					

WASHINGTON METROPOLITAN TRANSIT AUTHORITY

DEPARTMENT OF TRANSIT INFRASTRUCTURE AND ENGINEERING SERVICES
OFFICE OF THE CHIEF ENGINEER, INFRASTRUCTURE

SUBMITTED _____ DATE

APPROVED _____ CHIEF ENGINEER DATE

NEW CARROLLTON YARD IMPROVEMENTS

Storage Mezzanine Plans -
CTEM/TRST Building

SCALE	DRAWING NO.	SHEET NO.
1/8" = 1'-0"	G-039	39 of 47

Oct 02,2014-10:08am
R:\PROJECTS\1732370 - New Carrollton\DRAWINGS\Landover\WMATA-A001-A to A13-A - Arch-Plans-CTEM_TRST.dwg

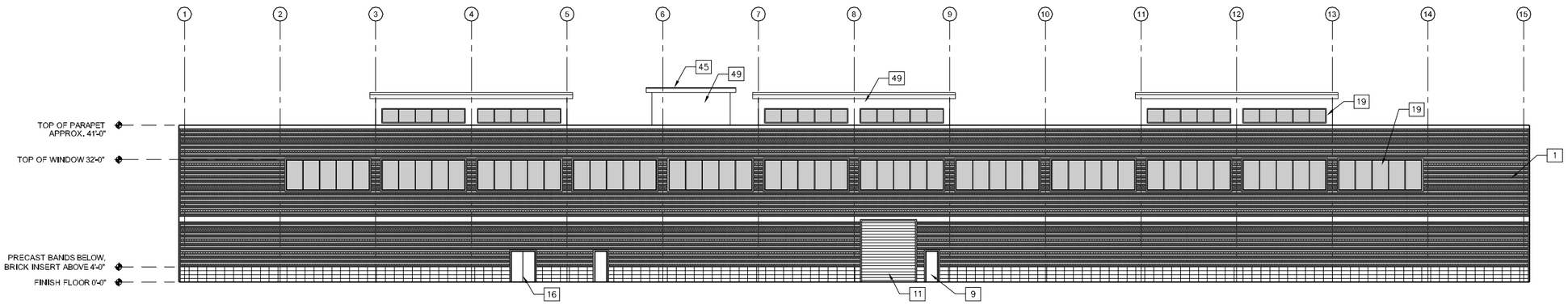

SOUTH ELEVATION

SCALE: 1/16" = 1'-0"

2

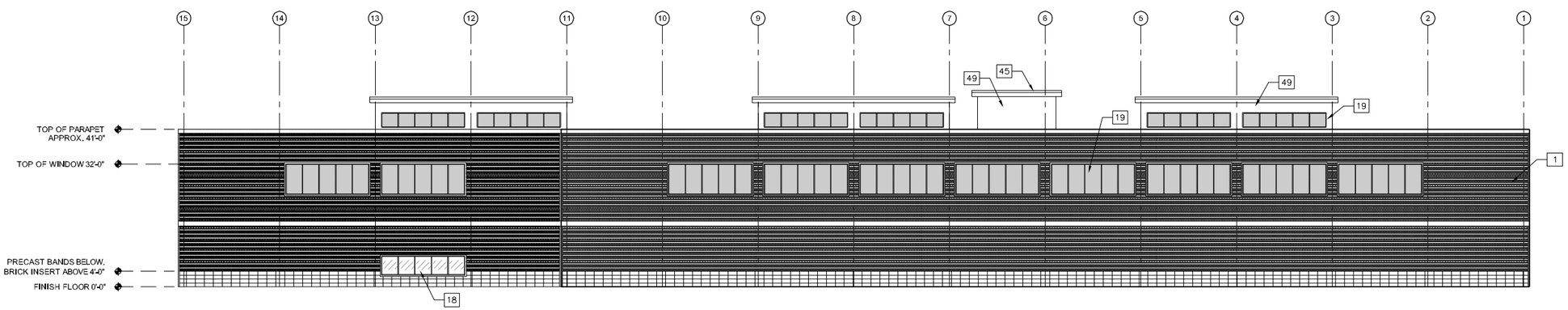

NORTH ELEVATION

SCALE: 1/16" = 1'-0"

1

0 4' 8' 16' 32'

1/16"=1'-0"

CONTRACT NO.
XXXXXXX

DESIGNED	ASI	8/29/14
DRAWN	RR	8/29/14
CHECKED	MNG	8/29/14
APPROVED	ASI	8/29/14

DATE

REFERENCE DRAWINGS

NUMBER	DESCRIPTION

REVISIONS

DATE	BY	DESCRIPTION

WASHINGTON METROPOLITAN TRANSIT AUTHORITY

DEPARTMENT OF TRANSIT INFRASTRUCTURE AND ENGINEERING SERVICES
OFFICE OF THE CHIEF ENGINEER, INFRASTRUCTURE

SUBMITTED DATE

APPROVED CHIEF ENGINEER DATE

NEW CARROLLTON YARD IMPROVEMENTS

Building Elevations - 1 -
CTEM/TRST Building

SCALE	DRAWING NO.	SHEET NO.
1/16" = 1'-0"	G-040	40 of 47

Oct 02,2014-10:09am
R:\PROJECTS\173237D - New Carrollton\DRAWINGS\Landover\WMATA-A003-A to A007-A - Arch_Elev_Roof-CTEM_TRST.dwg

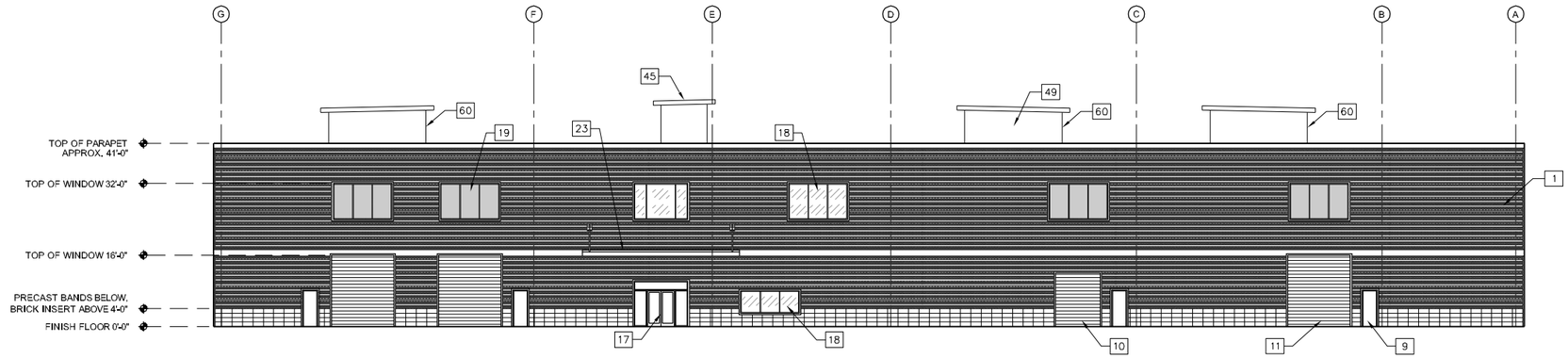

WEST ELEVATION

SCALE: 1/16" = 1'-0"

2

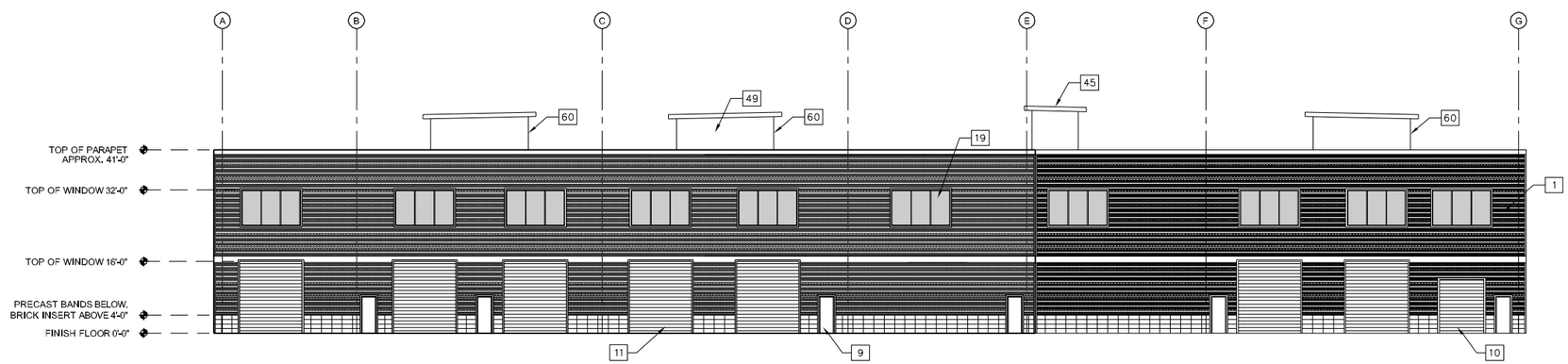

EAST ELEVATION

SCALE: 1/16" = 1'-0"

1

0 4' 8' 16' 32'

1/16"=1'-0"

CONTRACT NO.
XXXXXXX

DESIGNED	ASI	8/29/14
DRAWN	RR	8/29/14
CHECKED	MNG	8/29/14
APPROVED	ASI	8/29/14

DATE

REFERENCE DRAWINGS

NUMBER	DESCRIPTION

REVISIONS

DATE	BY	DESCRIPTION

WASHINGTON METROPOLITAN TRANSIT AUTHORITY

DEPARTMENT OF TRANSIT INFRASTRUCTURE AND ENGINEERING SERVICES
OFFICE OF THE CHIEF ENGINEER, INFRASTRUCTURE

SUBMITTED DATE

APPROVED
CHIEF ENGINEER DATE

NEW CARROLLTON YARD IMPROVEMENTS

Building Elevations - 2 -
CTEM/TRST Building

SCALE	DRAWING NO.	SHEET NO.
1/16" = 1'-0"	G-041	41 of 47

Oct 02,2014-10:10am
R:\PROJECTS\173237D - New Carrollton\DRAWINGS\Landover\WMATA-A003-A to A007-A - Arch_Elev_Roof-CTEM_TRST.dwg

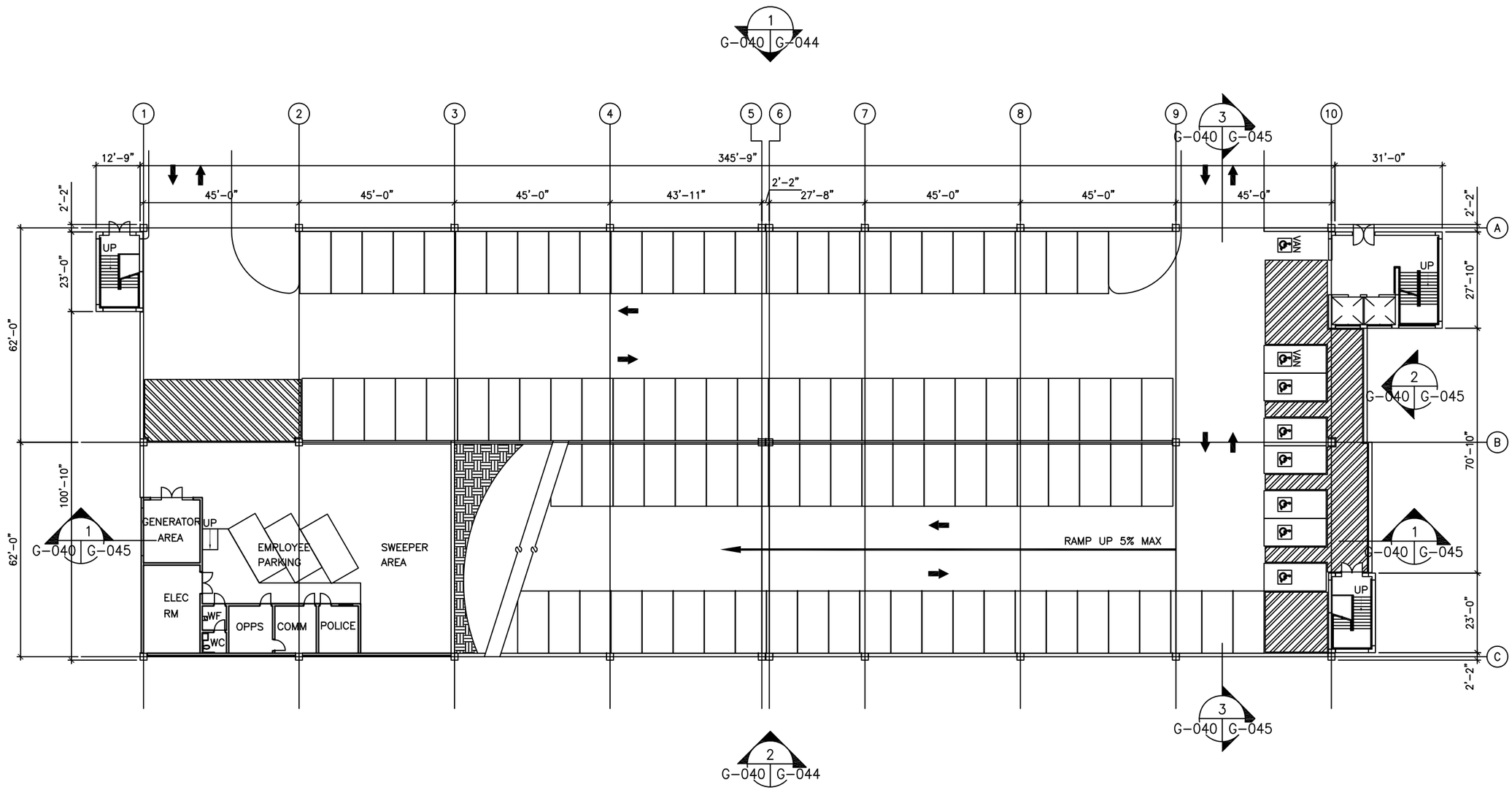

1 GRADE LEVEL PLAN
G-040 108 SPACES 8 0 8 16

CONTRACT NO.
XXXXXXX

DESIGNED	SES	05/13/14 DATE
DRAWN	SES	06/6/14 DATE
CHECKED	SES	07/11/14 DATE
APPROVED	...	DATE

REFERENCE DRAWINGS

NUMBER	DESCRIPTION

REVISIONS

DATE	BY	DESCRIPTION

WASHINGTON METROPOLITAN TRANSIT AUTHORITY

DEPARTMENT OF TRANSIT INFRASTRUCTURE AND ENGINEERING SERVICES
OFFICE OF THE CHIEF ENGINEER, INFRASTRUCTURE

SUBMITTED DATE

APPROVED CHIEF ENGINEER DATE

NEW CARROLLTON YARD IMPROVEMENTS
LANDOVER STATION - PARKING STRUCTURE
GRADE LEVEL PLAN

SCALE	DRAWING NO.	SHEET NO.
1/16"=1'-0"	G-042	42 of 47

Aug 25,2014-8:21pm
C:\Users\SES\Desktop\WMATA\GENERAL PLANS-071414\LANDOVER FTA-082514.dwg

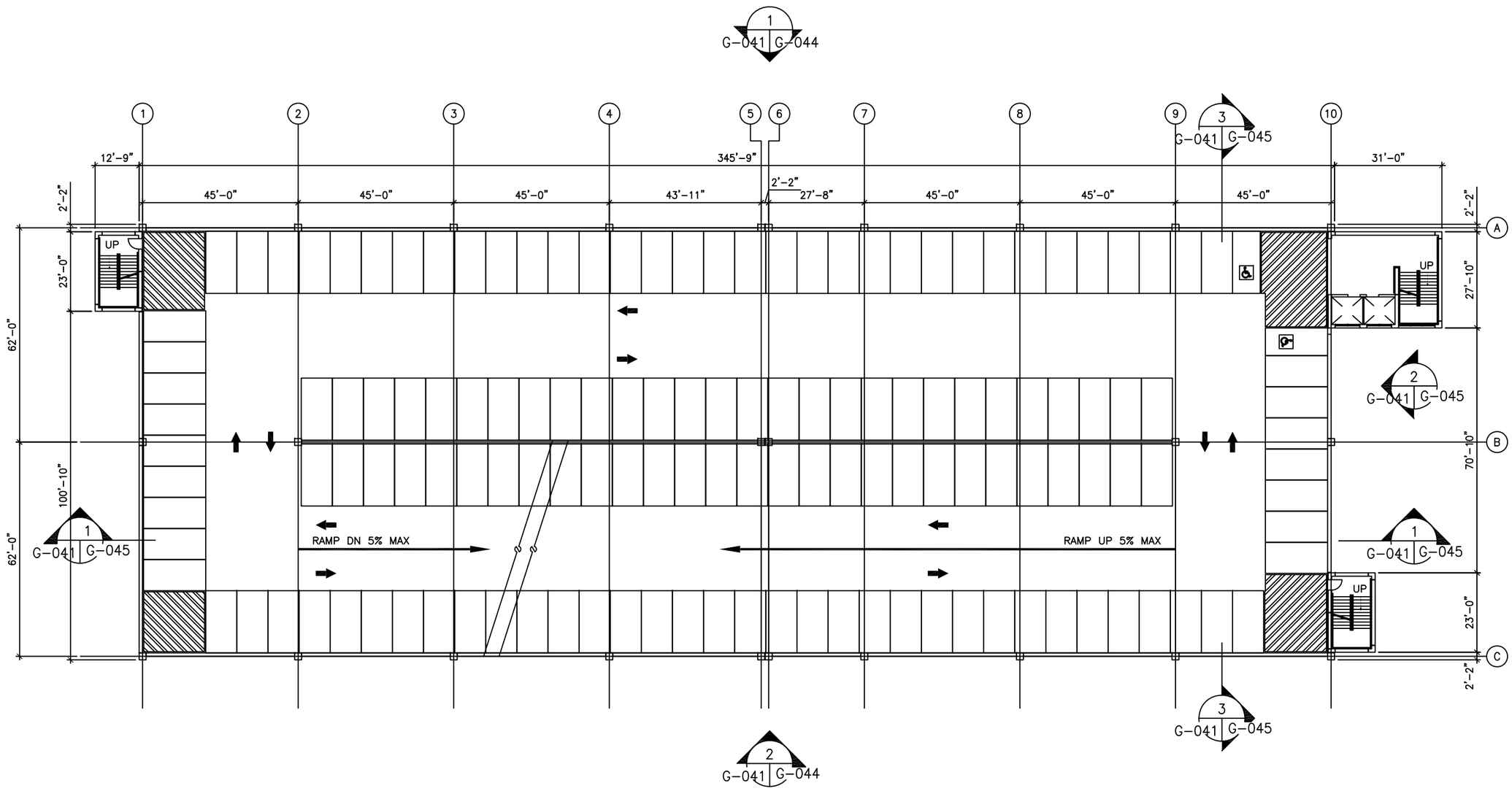

1 G-041 TYPICAL LEVEL PLAN
LEVELS 2 THROUGH 5
141 SPACES 8 0 8 16

CONTRACT NO.
XXXXXXX

DESIGNED	SES	05/13/14 DATE
DRAWN	SES	06/6/14 DATE
CHECKED	SES	07/11/14 DATE
APPROVED	---	DATE

REFERENCE DRAWINGS

NUMBER	DESCRIPTION

REVISIONS

DATE	BY	DESCRIPTION

WASHINGTON METROPOLITAN TRANSIT AUTHORITY

DEPARTMENT OF TRANSIT INFRASTRUCTURE AND ENGINEERING SERVICES
OFFICE OF THE CHIEF ENGINEER, INFRASTRUCTURE

SUBMITTED _____ DATE

APPROVED _____ CHIEF ENGINEER DATE

NEW CARROLLTON YARD IMPROVEMENTS
LANDOVER STATION - PARKING STRUCTURE
TYPICAL LEVEL PLAN - LEVELS 2 TROUGH 5

SCALE	DRAWING NO.	SHEET NO.
1/16"=1'-0"	G-043	43 of 47

Aug 25,2014-8:21pm
C:\Users\SES\Desktop\WMATA\GENERAL PLANS-071414\LANDOVER FTA-082514.dwg

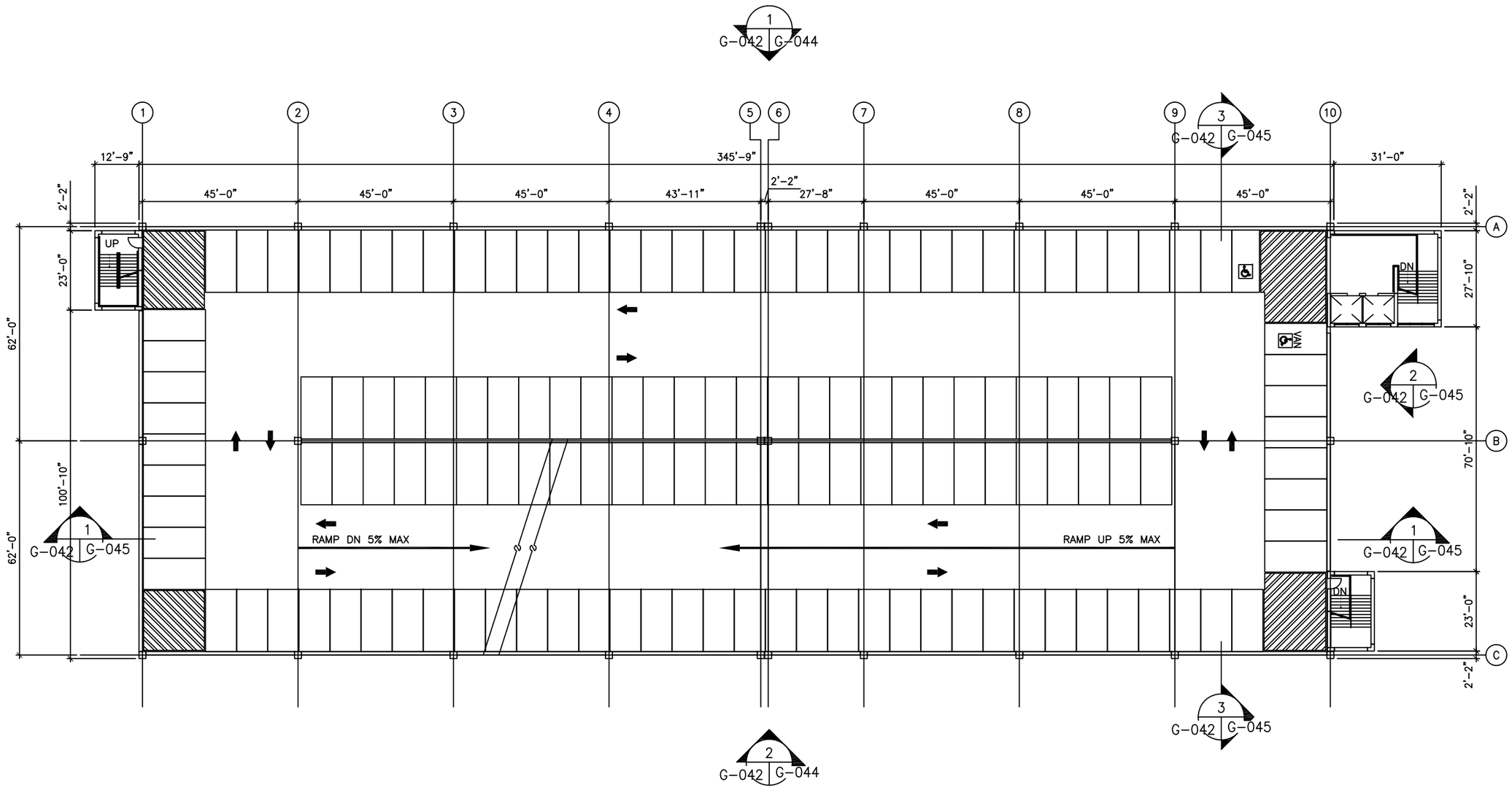

1 G-042 TYPICAL LEVEL PLAN
LEVEL 6
141 SPACES

8 0 8 16

CONTRACT NO.
XXXXXXX

DESIGNED	SES	05/13/14 DATE
DRAWN	SES	06/6/14 DATE
CHECKED	SES	07/11/14 DATE
APPROVED	---	DATE

REFERENCE DRAWINGS

NUMBER	DESCRIPTION

REVISIONS

DATE	BY	DESCRIPTION

WASHINGTON METROPOLITAN TRANSIT AUTHORITY

DEPARTMENT OF TRANSIT INFRASTRUCTURE AND ENGINEERING SERVICES
OFFICE OF THE CHIEF ENGINEER, INFRASTRUCTURE

SUBMITTED _____ DATE

APPROVED _____ CHIEF ENGINEER DATE

NEW CARROLLTON YARD IMPROVEMENTS
LANDOVER STATION - PARKING STRUCTURE
TYPICAL LEVEL PLAN - LEVEL 6

SCALE	DRAWING NO.	SHEET NO.
1/16"=1'-0"	G-044	44 of 47

Aug 25,2014-8:21pm
C:\Users\SES\Desktop\WMATA\GENERAL PLANS-071414\LANDOVER FTA-082514.dwg

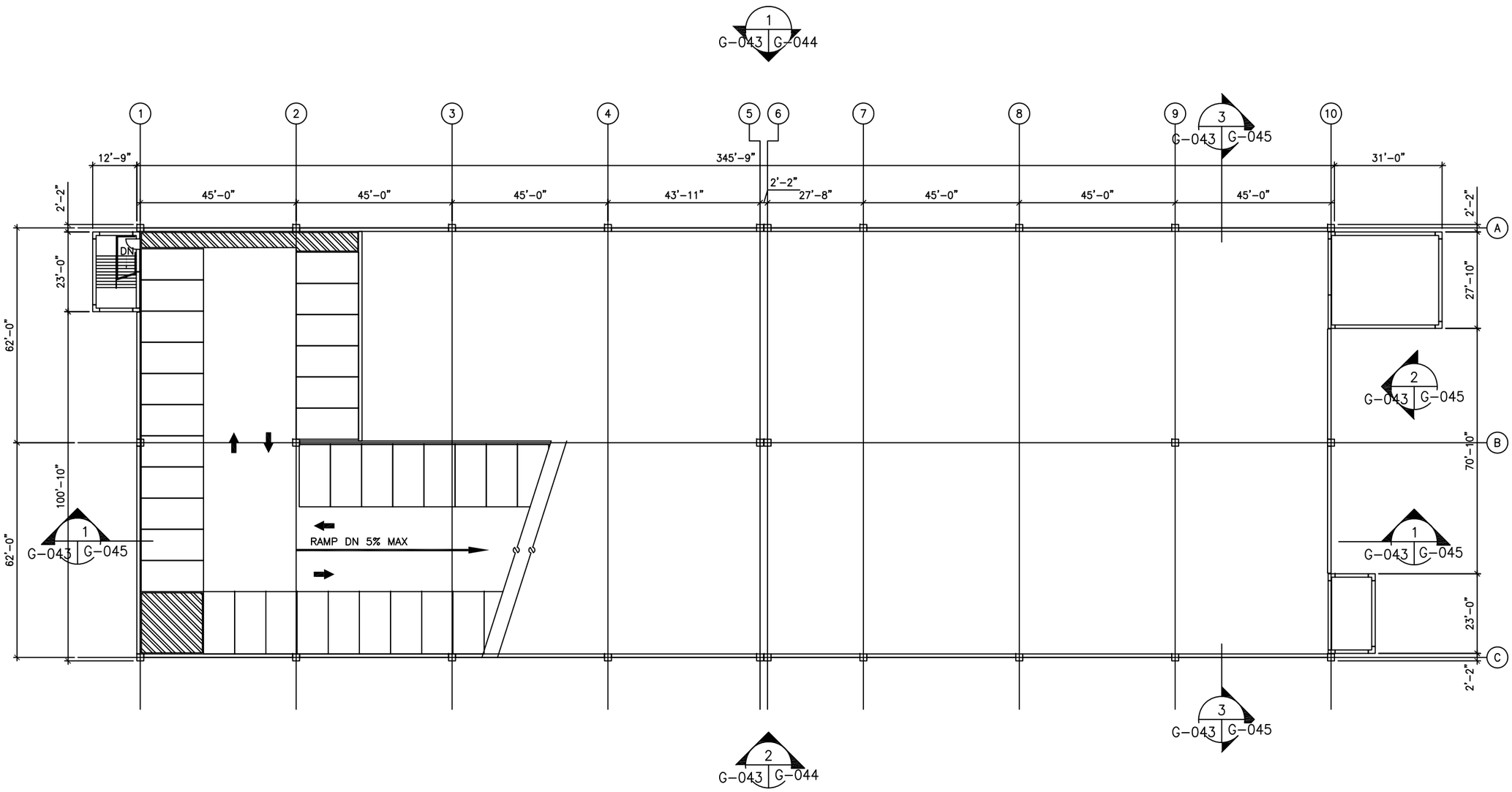

1 G-043 ROOF LEVEL PLAN
35 SPACES

8 0 8 16

CONTRACT NO.
XXXXXXX

DESIGNED	SES	05/13/14 DATE
DRAWN	SES	06/6/14 DATE
CHECKED	SES	07/11/14 DATE
APPROVED	...	DATE

REFERENCE DRAWINGS

NUMBER	DESCRIPTION

REVISIONS

DATE	BY	DESCRIPTION

WASHINGTON METROPOLITAN TRANSIT AUTHORITY

DEPARTMENT OF TRANSIT INFRASTRUCTURE AND ENGINEERING SERVICES
OFFICE OF THE CHIEF ENGINEER, INFRASTRUCTURE

SUBMITTED DATE

APPROVED CHIEF ENGINEER DATE

NEW CARROLLTON YARD IMPROVEMENTS
LANDOVER STATION - PARKING STRUCTURE
ROOF LEVEL PLAN

SCALE	DRAWING NO.	SHEET NO.
1/16"=1'-0"	G-045	45 of 47

Aug 25,2014-8:22pm
C:\Users\SES\Desktop\WMATA\GENERAL PLANS-071414\LANDOVER FTA-082514.dwg

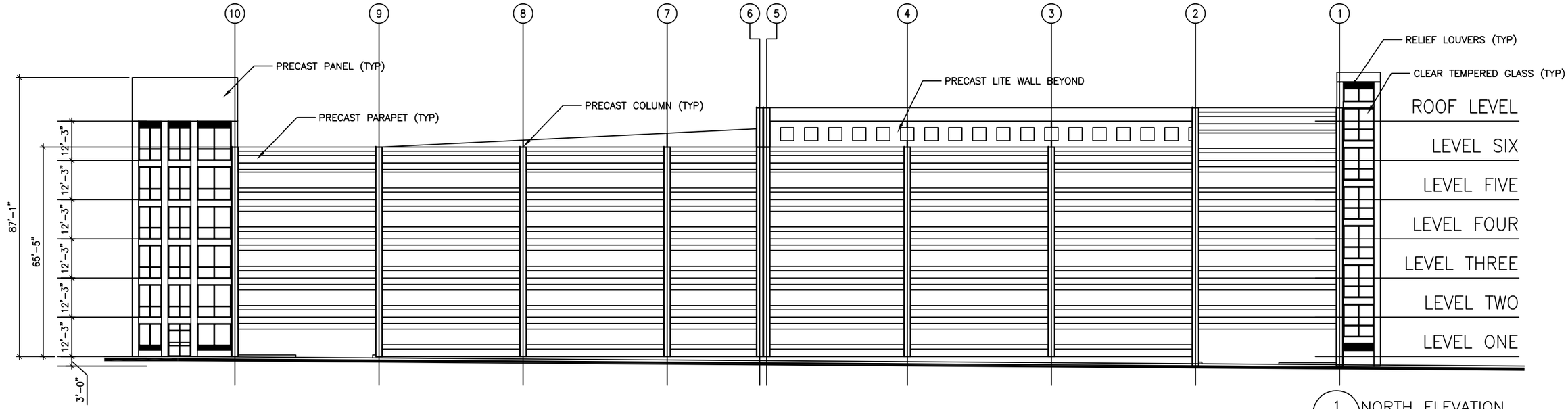

1 G-044 NORTH ELEVATION

8 0 8 16

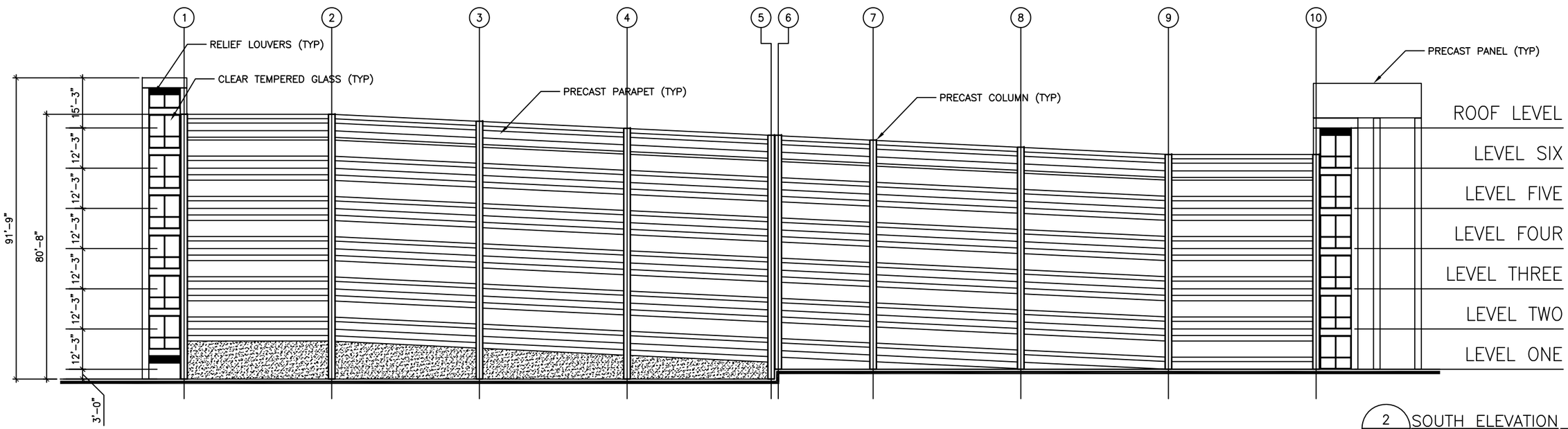

2 G-044 SOUTH ELEVATION

8 0 8 16

CONTRACT NO.
XXXXXXX

DESIGNED	SES	05/13/14 DATE
DRAWN	SES	06/6/14 DATE
CHECKED	SES	07/11/14 DATE
APPROVED	...	DATE

REFERENCE DRAWINGS

NUMBER	DESCRIPTION

REVISIONS

DATE	BY	DESCRIPTION

WASHINGTON METROPOLITAN TRANSIT AUTHORITY

DEPARTMENT OF TRANSIT INFRASTRUCTURE AND ENGINEERING SERVICES
OFFICE OF THE CHIEF ENGINEER, INFRASTRUCTURE

SUBMITTED _____ DATE

APPROVED _____ CHIEF ENGINEER DATE

NEW CARROLLTON YARD IMPROVEMENTS
LANDOVER STATION - PARKING STRUCTURE
BUILDING ELEVATIONS

SCALE	DRAWING NO.	SHEET NO.
1/16"=1'-0"	G-046	46 of 47

Aug 25,2014-8:22pm
C:\Users\SES\Desktop\WMATA\GENERAL PLANS-071414\LANDOVER FTA-082514.dwg

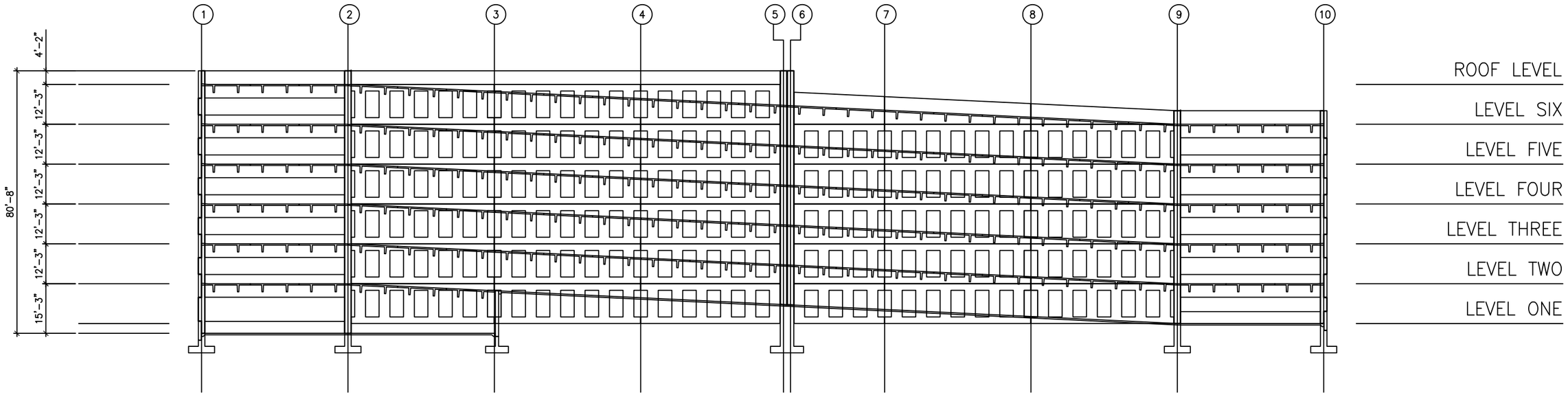

1 G-045 BUILDING SECTION

8 0 8 16

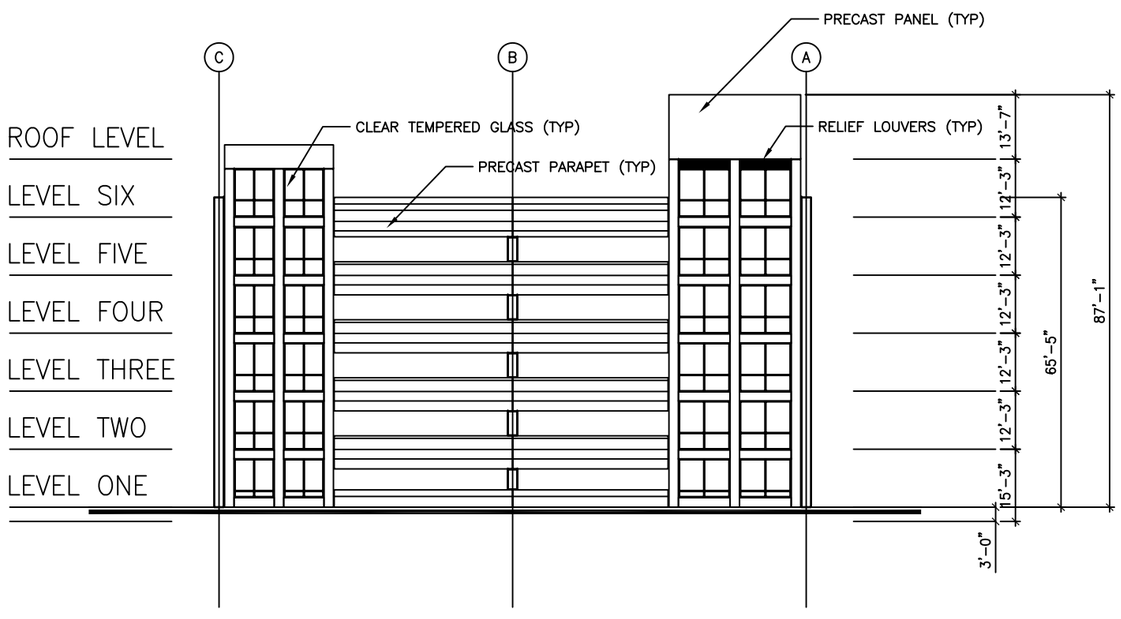

3 G-045 EAST ELEVATION

8 0 8 16

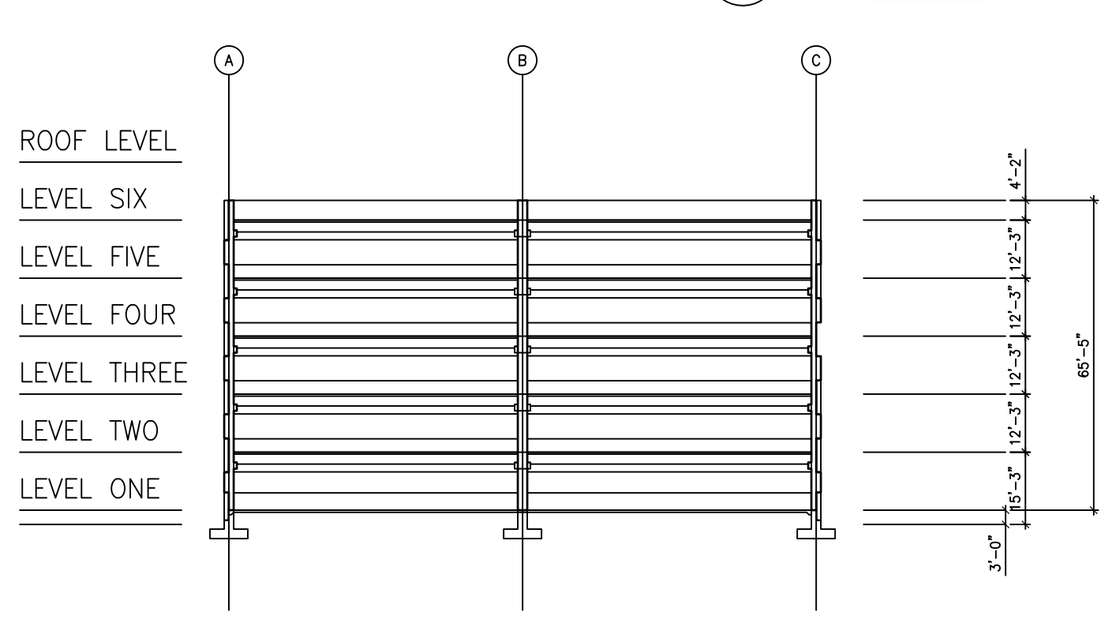

2 G-045 BUILDING SECTION

8 0 8 16

CONTRACT NO. XXXXXXX

DESIGNED	SES	05/13/14 DATE
DRAWN	SES	06/6/14 DATE
CHECKED	SES	07/11/14 DATE
APPROVED	---	DATE

REFERENCE DRAWINGS

NUMBER	DESCRIPTION

REVISIONS

DATE	BY	DESCRIPTION

WASHINGTON METROPOLITAN TRANSIT AUTHORITY

DEPARTMENT OF TRANSIT INFRASTRUCTURE AND ENGINEERING SERVICES
OFFICE OF THE CHIEF ENGINEER, INFRASTRUCTURE

SUBMITTED _____ DATE

APPROVED _____ CHIEF ENGINEER DATE

NEW CARROLLTON YARD IMPROVEMENTS
LANDOVER STATION - PARKING STRUCTURE
BUILDING SECTIONS

SCALE	DRAWING NO.	SHEET NO.
1/16"=1'-0"	G-047	47 of 47

Aug 25,2014-8:22pm
C:\Users\SES\Desktop\WMATA\GENERAL PLANS-071414\LANDOVER FTA-082514.dwg