WASHINGTON METROPOLITAN AREA TRANSIT AUTHORITY

Capital Improvement Program Progress Report

Fiscal Year 2025 Quarter 4

metro

OVERVIEW

Metro's Capital Improvement Program

Metro's FY2025-FY2030 Capital Improvement Program (CIP) totals $11.1 billion* with funding from the federal government, state and local contributions, and other sources. Metro's FY2025 capital budget was approved by the Board of Directors on April 25, 2024, for a total authorized expense budget of $2.3 billion*.

The six-year CIP focuses on safety, security, state of good repair, and reliability of Metrorail, Metrobus, and MetroAccess and the facilities, infrastructure and systems that support our transit network. The plan also includes targeted investments to drive operating efficiency and improvements that will support service reliability, sustainability, and the customer experience.

Metro's capital program is grouped into six major Investment Categories: Railcar and Railcar Facilities; Rail Systems; Track and Structures Rehabilitation; Stations and Passenger Facilities; Bus, Bus Facilities, and Paratransit; and Business and Operations Support.

Reporting Requirements

The Capital Funding Agreement (CFA) and each of the Dedicated Funding (DF) agreements require Metro to report quarterly on progress in use of funding for capital investments. This Capital Improvement Progress report provides information consistent with the requirements of those agreements.

This report includes a narrative summary of capital investment highlights through the most recent quarter and financial tables detailing capital expenditures, jurisdictional contributions, fund sources aligned to capital projects, changes to the current year capital budget, capital procurement awards and modifications, and the status of projects and programs. As this is an interim progress report, all figures are preliminary and subject to change.

Capital Funding Agreement

The CFA between WMATA, the District of Columbia, the State of Maryland, Arlington County, Virginia, Fairfax County, Virginia, Loudoun County, Virginia and the Cities of Alexandria, Falls Church, and Fairfax, Virginia establishes the terms and conditions for the receipt, use, and reporting of jurisdictional capital contributions made to support the WMATA Capital Program. A new six-year CFA was negotiated and approved by the WMATA Board of Directors on April 22, 2021, for FY2022 to FY2027.

Dedicated Funding Agreements

In 2018, the Commonwealth of Virginia, the State of Maryland, and the District of Columbia approved a combined $500 million in new annual dedicated capital funding for the Washington Metropolitan Area Transit Authority (Metro) to restore its assets to a state of good repair and improve the safety and reliability of the Metro system. Metro has negotiated and signed individual DF agreements with Virginia (May 1, 2019), Maryland (September 26, 2019), and the District of Columbia (October 22, 2020).

*Amounts exclude debt service and revenue loss from capital projects

TABLE OF CONTENTS

Section	Page
Capital Improvement Program	**3**
Railcar and Railcar Facilities Investments	4
Rail Systems Investments	6
Track and Structures Rehabilitation Investments	8
Stations and Passenger Facilities Investments	11
Bus, Bus Facilities and Paratransit Investments	14
Business and Operations Support Investments	16
Real Estate Update	**17**
Federal Awards Update	**18**
Table 1: Capital Program Financials by Investment Category	**21**
Table 2: Capital Program Financials and Adjustments by Project	**22**
Table 3: Source of Funds (Budgeted vs. YTD Actual)	**26**
Table 4: Capital Program Cash Expenditures by Fund Source	**27**
Table 5: Receipt and Utilization of Jurisdictional Contributions	**31**
Table 6: Capital Budget Adjustments	**32**
Table 7: Procurement Actions	**35**
Appendix 1: Project Pages	*

CAPITAL IMPROVEMENT PROGRAM

Metro has invested $1,840.2 million in the Capital Improvement Program through Q4.

The capital improvement program for FY2025 addresses existing needs while also aiming to prevent the creation of new backlogged needs. This program is focused on advancing projects that enhance the state of good repair, reliability, and customer experience, all while prioritizing safety.

FY2025 Current Budget vs Fiscal Year-to-Date Expenditures

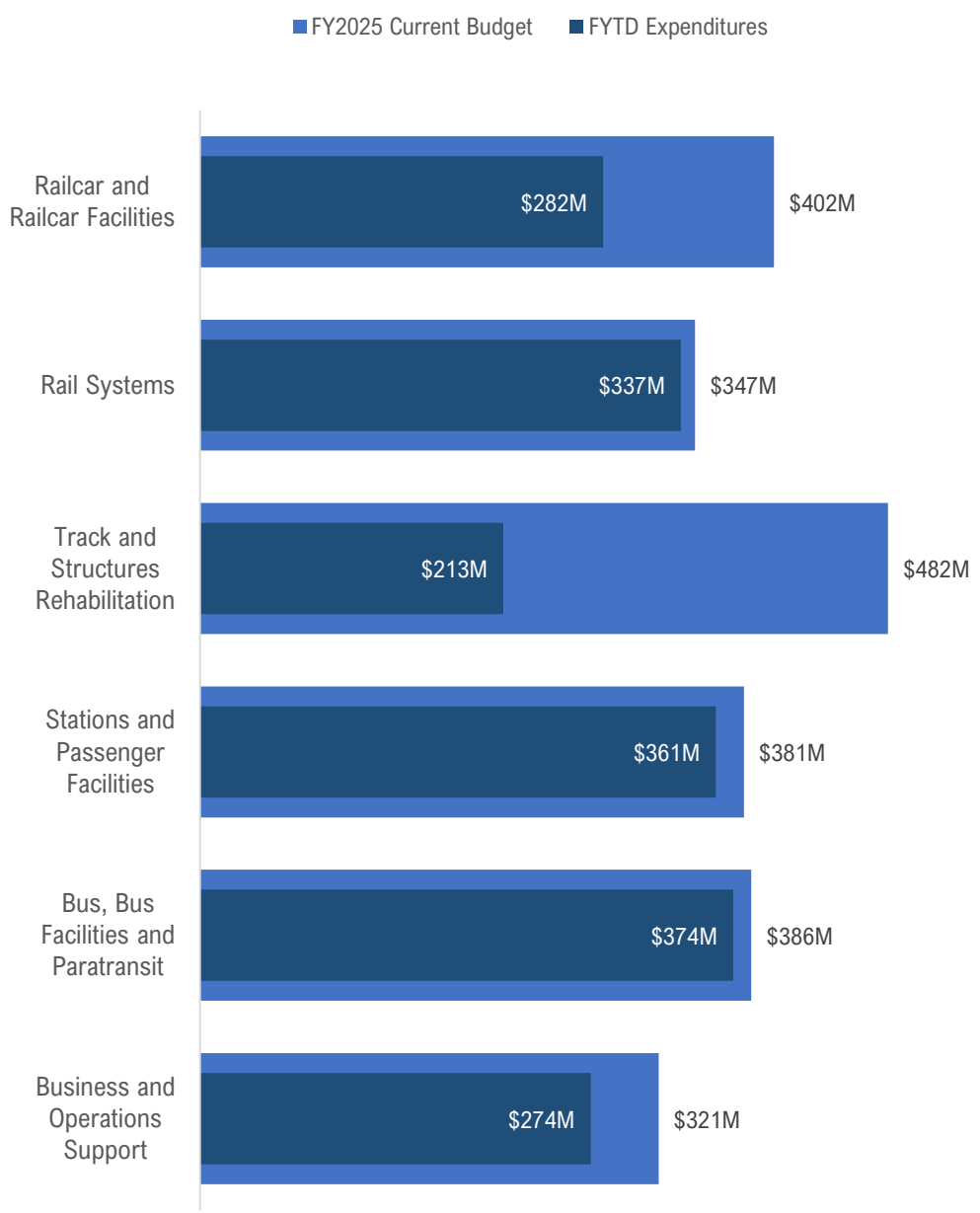

Note: All figures are preliminary and unaudited; chart and table totals may not sum due to independent rounding.

RAILCAR AND RAILCAR FACILITIES

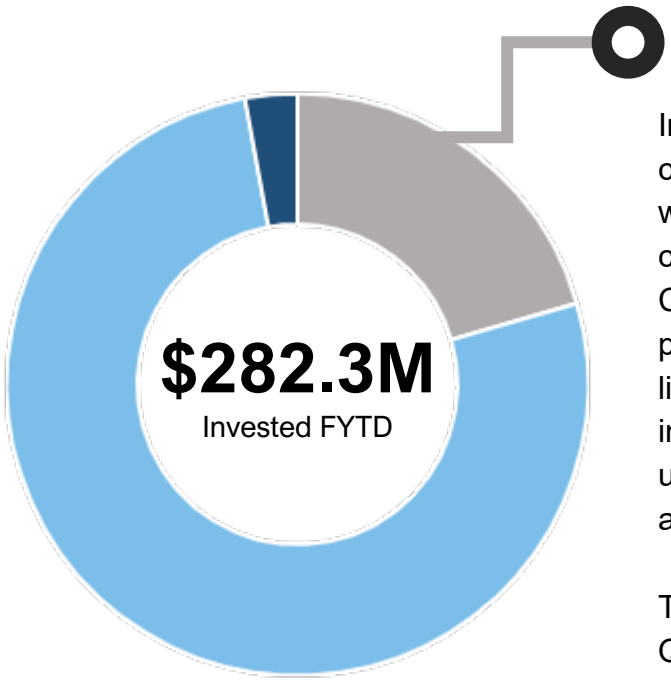

Acquisition – $57.9M

In Q4, the 8000-Series Railcar project advanced completion of Carbody Design Qualification Testing as well as Final Design Review (FDR) sessions for system components. Mockups are held in Italy and the Carolinas. Contract modifications initiated in earlier phases also advanced, including 5G communications for live diagnostics, enhanced ADA-compliant door indicators, additional cab and platform CCTV coverage, updated passenger seating and bike rack configurations, and improved lighting for greater maintainability.

The 2000-Series railcar removal program progressed in Q4, with 26 additional cars retired, bringing the FY2025 total to 44 of the planned 70 retirements scheduled through FY2026. Of the remaining cars, two will be preserved for historical purposes, while another two will continue in service for fare revenue collection until the 3000-Series is upgraded and can assume their role.

In Q4, Metro continued scheduled maintenance on multiple railcar series under the Rail Vehicle Rehabilitation Program. The 6000-Series coupler work was completed as planned, and production ramped up for both the 7000-Series Scheduled Maintenance Program (SMP) and Wheelset Replacement Program (WRP). Work also progressed on the 3000 Series SMP, which began earlier in the fiscal year.



Pictured: The mockup of the 8000-series railcar on the national mall as part of the 'Fleet of the Future' event for the public.

Railcar Series	FY2025 Rehabilitation Plan	FYTD Progress
3000 SMP	76	44
6000 SMP	0	0
6000 Couplers	2	2
7000 SMP	120	40
7000 Wheelset Replacement	280	272

Note: All figures are preliminary and unaudited; chart and table totals may not sum due to independent rounding.

RAILCAR AND RAILCAR FACILITIES (CONTINUED)

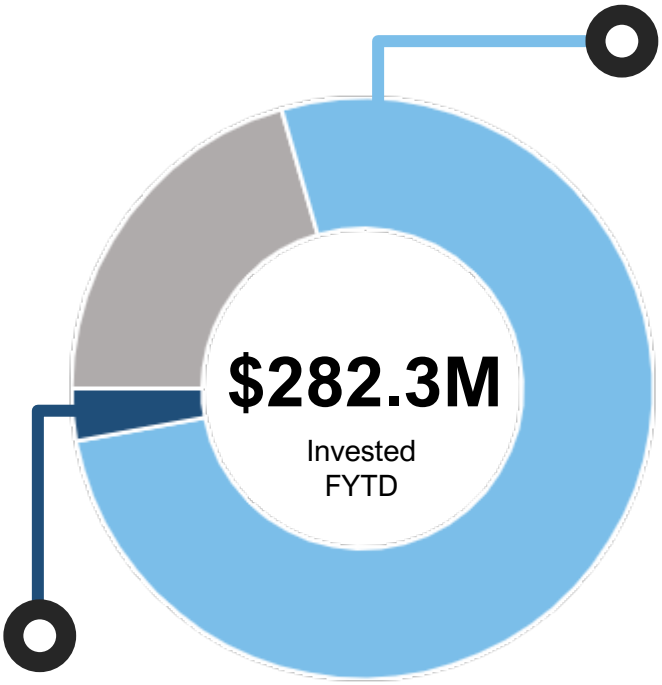

Maintenance & Overhaul – $216.3M

Metro advanced key facility upgrades and design efforts across multiple railyards in Q4. At New Carrollton, the 30% conceptual design for the Storage Optimization project was completed. At West Falls Church, executive approval was granted to move forward with the Cable Trough Rehabilitation, with a bid solicitation prepared for release in July.

At Greenbelt, the Sewer Ejector project reached 100% design completion, while the Sheriff Road HVAC Outfitting achieved 100% construction completion and entered final closeout. The Greenbelt HVAC Replacement progressed to 65% completion, with delivery of all major mechanical equipment.

Maintenance Facilities – $8.2M

In Q4, services continued for the wheel latches and wheel press at the Greenbelt Truck and Machine Shop. Additionally, the Greenbelt Railcar Lift Upgrade Project completed the overhaul of the fourth lift system out of the eight contracted.

At New Carrollton's Car Track Equipment Maintenance (CTEM) Shop, excavation was completed, and concrete pouring began for the new apron and bulkhead. For the Dulles HRO Improvement project, the final concept design report was received and is currently under review.

Note: All figures are preliminary and unaudited; chart and table totals may not sum due to independent rounding.

RAIL SYSTEMS

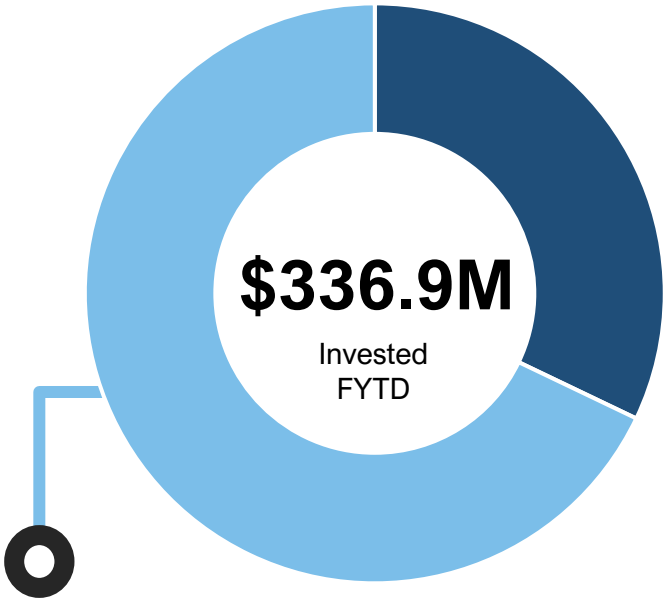

Signals & Communications – $228.7M

In Q4, punch list closeout activities were completed at seven Radio Frequency (RF) sites—Branch Avenue, Glenmont, Tantallon Drive, Brookeville, Alexandria, Rhode Island, and Rosslyn. Design packages for the remaining nine RF locations are nearing completion, with construction scheduled to begin in FY2026.

The Fiber Optic Installation program made significant progress, installing approximately 56,000 linear feet of radio fiber, 30,000 feet of 3-way micro duct piping, 32,000 splices and 20 Metro box enclosures. For OPS4 circuits, 16 out of 17 have been completed.

Radio Circuit Package (RCP) testing was completed for Fairfax, while Alexandria has completed testing on 5 out of 8 circuits. RCP testing of OPS1 and Montgomery County remains in progress.

In Q4, Metro continued to advance the Communication-Based Train Control (CBTC) Program, through coordinated progress across multiple strategic workstreams. Key activities included preparation of the Independent Safety Assessment (ISA) RFP package, refinement of the railcar conversion strategy, and sustained engagement with community workforce initiatives.

Metro achieved a significant milestone in Q4 with the activation of Automatic Train Operation (ATO). The Green and Yellow Lines came online on May 23, 2025, followed by the Blue, Orange and Silver Lines on June 15, 2025. This builds on the successful reactivation of ATO on the Red Line in December 2024. Auto Doors remain operational across all lines, further advancing Metro's Grade of Automation (GoA) Level 2 objectives.

As part of the Automatic Train Control (ATC) State of Good Repair Program, Q4 accomplishments included: replacement of two (2) switches, replacement of three (3) cables (cross-bond and multi-conductor), replacement of 23 high-current bonds, delivery and acceptance of 32 bonds and meggering and insulation testing of seven (7) locations.

Asset	FY2025 Plan	FY2025 Q4	FYTD Progress	Completion Percentage
SOGR Switch Replacement (Switch Machines)	20	2	16	80%
SOGR Cable Replacement (Cables)	19	3	11	58%
SOGR High-Current Bond Installation (Bonds)	4	23	27	675%
SOGR Cable Meggering (Locations)	36	7	24	67%

Note: All figures are preliminary and unaudited; chart and table totals may not sum due to independent rounding.

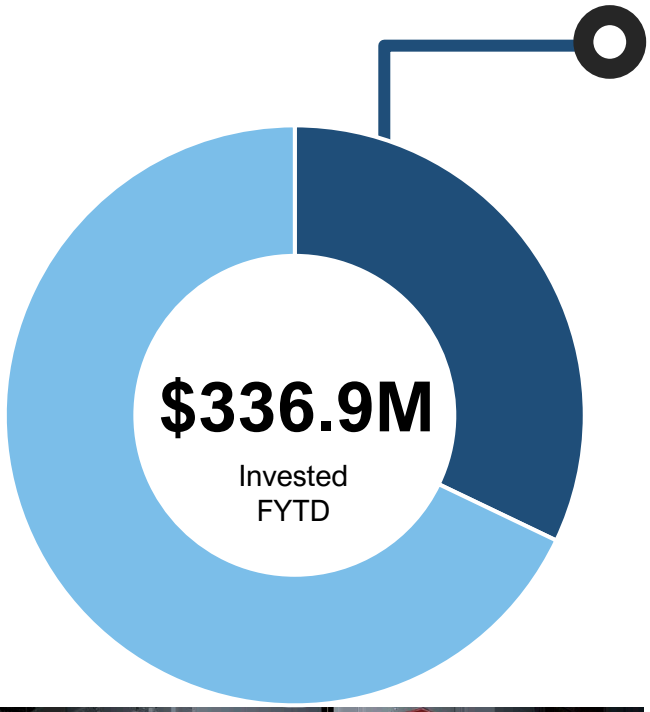

Power – $108.2M

In Q4, Metro continued progress under the Traction Power of State of Good Work Repair (SOGR) Program. Approximately 13,695 linear feet of traction power cable were installed as part of the systemwide cable installation effort, reflecting steady advancement in infrastructure upgrades.

Construction was completed at Bethesda, while work remained active at Shady Grove, Alexandria Yard and Twinbrook. Construction also progressed at Seward Square and Metro Center, with new work initiated at Farragut West to expand tagging relay upgrades across additional substations. The team continued refining the Request of Proposal (ROP) and reviewed construction phasing plans to support future implementation.

Asset	FY2025 Plan	FY2025 Q4	FYTD Progress	Completion Percentage
SOGR Cable Installations (LF)[1]	36,560	13,695	51,973	142%
Cable Meggering	2,000	644	2,105	105%
Uninterruptable Power Supply Replacement	25	2	29	116%

1. LF – Linear Feet; All cable installations (replacements and additions) are included in this line.

Note: All figures are preliminary and unaudited; chart and table totals may not sum due to independent rounding.

TRACK AND STRUCTURES REHABILITATION

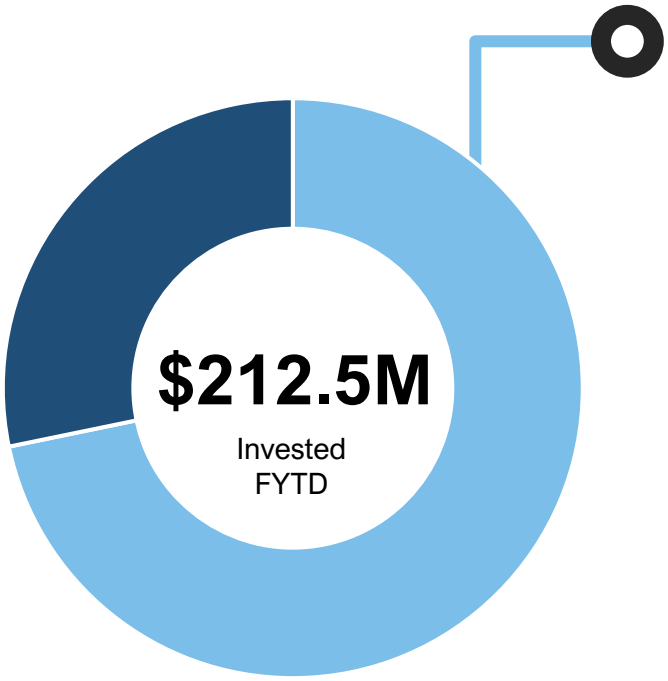

Fixed Rail – $152.5M

During Q4 of FY2025, The Track Rehabilitation Program executed critical infrastructure upgrades and maintenance activities across the system, occurring both during planned shutdowns and regular revenue service hours. Scope of work including restraining rail removal, joint elimination, track fastener and anchor bolt replacement, and grout pad rehabilitation. Key Q4 accomplishments included 78 sq. ft. of concrete restoration, 532 insulators and 2,520 fasteners replaced along with 404 joints eliminated.

Progress was made in the Rail Support Vehicle Program during Q4, with continued advancement in design, fabrication, and pre-delivery activities supporting fleet modernization efforts. The first Ballast Car remained at Greenbelt for final integration and inspection. Meanwhile, the second Ballast Car was completed by the manufacturer in Q4 FY25 and is scheduled for delivery in Q1 FY26. The design review of the Flat Car was finalized, paving the way for fabrication activities to commence in FY2026.





Note: All figures are preliminary and unaudited; chart and table totals may not sum due to independent rounding.

TRACK AND STRUCTURES REHABILITATION
(CONTINUED)

Track Rehabilitation Work by Component Activity

Component Activity	FY2025 Plan	Q4 Work	Total FYTD Progress	Completion Percentage
Crossties Replaced	7,000	822	5,911	84%
Third Rail Insulator Replacement	3,500	613	3,314	95%
Joint Elimination	550	274	832	151%
Running Rail Renewal	52,884	8,891	48,623	92%
Third Rail Rehabilitation	5,000	3,081	6,527	131%
Track Stabilization	400	900	900	225%
Turnouts Rehabilitated	3		1	33%
Track Fasteners Replaced	10,000	3,084	13,001	130%
Track Surfacing	110,000	71,720	119,859	109%

Structures Rehabilitation Work by Component Activity

Component Activity	FY2025 Plan	Q4 Work	Total FYTD Complete	Completion Percentage
Concrete Restoration (LF)	1,800	994	2,345	130%
Deck Joint Replacement (LF)	450	98	226	50%
Drain Rodding (LF)	100,000	12,020	90,032	90%
Grout Pad Rehabilitation (LF)	8,000	4,343	14,930	187%
Leak Mitigation	2,000	570	1,535	77%
Track Bed Cleaning (LF)	350,000		115,690	33%
Track Signage Replaced	800	467	994	124%

Note: All figures are preliminary and unaudited; chart and table totals may not sum due to independent rounding.

TRACK AND STRUCTURES REHABILITATION
(CONTINUED)

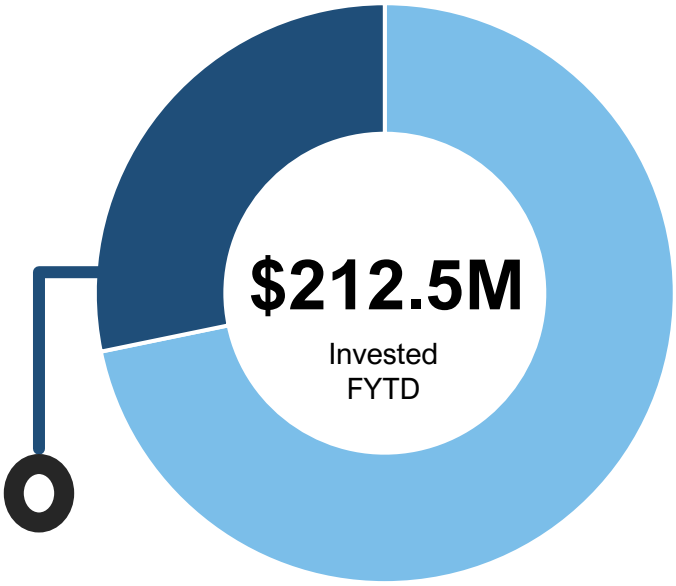

Structures – $60.0M

In Q4, all pre-Substantial Completion Inspection (SCI) activities for the A Line were finalized, officially transitioning the project into its monitoring phase. The A Line punch list has been completed. Meanwhile, limited work resumed on the B Line during non-revenue hours. Drilling and grouting progressed along Track 1 and began on Track 2 toward the end of the quarter. The contract end date has been extended from November 1, 2025, to June 30, 2026, with eight remaining Revenue Service Adjustments (RSAs) scheduled to complete the outstanding scope. .



In Q4, the Tunnel Ventilation project's completion date was revised to September 2025, though continued delays from PEPCO are likely to push final delivery into Q2 of FY2026. In June, PEPCO successfully completed de-energization of the AC rooms at both stations, enabling demolition activities – completed at Cleveland Park (A05) and scheduled to begin at Woodley Park (A04) in early Q1 FY2026.

System-wide ventilation evaluations remain on hold until all four AC rooms are fully re-energized. Meanwhile SCADA systems installations and submittal reviews continued, ensuring proper integration and alignment with Safety Certification requirements. Sound attenuation was formally descoped from the project, with a corresponding change order currently under negotiation.
In Q4, structural rehabilitation continued at the Grosvenor Aerial Structure. All 20 of 20 pier modifications were completed, and work began on the final deck drainage modifications at the piers.

At the Minnesota (D&G) Aerial Structure, the project completed 70 of 71 pier modifications, with redesign efforts underway for Pier D2605. The team submitted applications for DDOT Maintenance of Traffic (MOT) permits to facilitate lane closures on Benning Road, enabling pier construction to be in Q1 FY2026.

In Q4, The Shaft Rehabilitation Project advanced to the final design stage, with 90% design documents for shafts FA11 and FB8 currently under review. Design development for the remaining four shafts reached 60% completion.

The project also secured the necessary construction permits and began reviewing the Job Hazard Analysis (JHA) documentation in preparation for construction mobilization, scheduled to begin in August 2025.

Note: All figures are preliminary and unaudited; chart and table totals may not sum due to independent rounding.

STATIONS AND PASSENGER FACILITIES

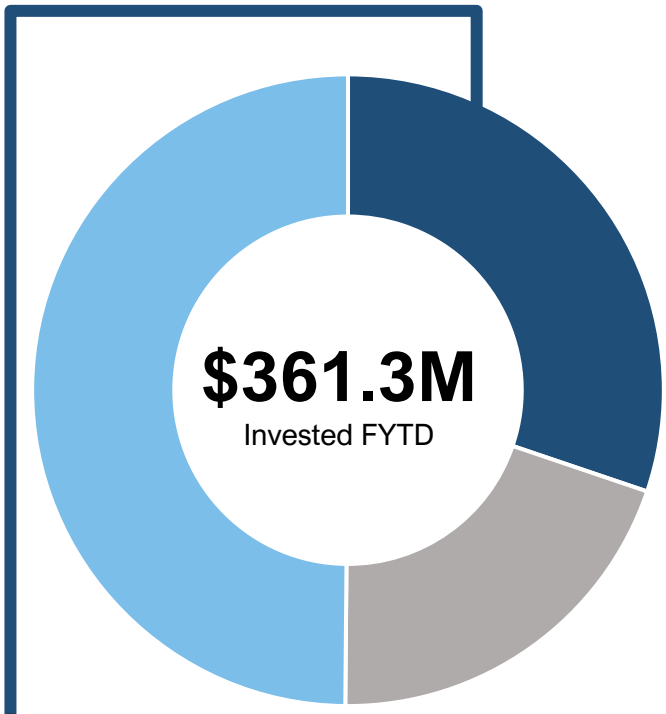

Platforms & Structures – $109.1M

In Q4, The Bicycle & Pedestrian Facility project advanced critical pre-installation activities in preparation for phased bike rack installations beginning in early FY26. A change order was initiated to reflect updated pricing and an expanded scope aligned with current needs. The first U-rack order was placed, and the team launched a coordinated site layout review with internal departments to assess equipment placement. Installations and site review are underway and will continue until all locations are approved and fully equipped.

In Q4, station rehabilitation progressed with two additional stations – Archives and Rhode Island – completed. At Shady Grove Station, the FMNT Base Building men's locker room and restroom is 97% complete, with final punch list items currently underway. Lockers were received and installed in May 2025, and final completion is expected by July FY26.

Morgan Boulevard is 80% complete, pending tile procurement to finalize the remaining work.

Metro continued capital maintenance activities across parking facilities, including scheduled cleaning, power washing and leaf removal.

Under the Garage Rehabilitation program, construction was completed at Huntington Garage, with punch list work currently underway. At Shady Grove, join concrete repairs and protective coatings, were completed on the roof and stairs, while work progressed on stormwater piping and electrical systems updates. For surface lots, construction was completed at Hyattsville Crossing and Vienna, with punch list efforts ongoing. At Twinbrook East, new construction commenced, supported by an active Maintenance of Traffic (MOT) plan and coordinated community outreach.

In Q4, all four station improvement projects advanced to the certification phase. At Anacostia, final safety documentation was submitted to WMATA Safety for issuance of the Certificate of Conformance. Southern Avenue and Naylor Road completed acceptance of the CCTV, Garage Emergency Telephones (GETs) and lighting systems, with final invoicing approved and safety certification packets submitted. At Cheverly, the CCTV, GETs, lighting, and paving systems reached full acceptance, and the project progressed with final invoicing and certification submittals. All stations are now in the final stage of Safety review.

Note: All figures are preliminary and unaudited; chart and table totals may not sum due to independent rounding.

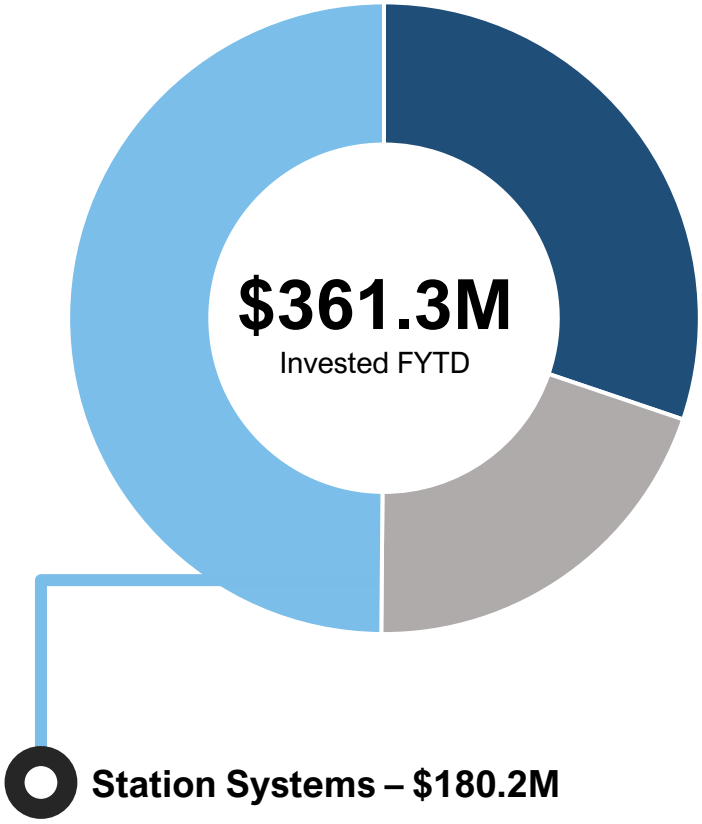

Station Systems – $180.2M

Metro continued lighting improvement efforts under both the Platform Edge Lighting and Site Lightning Replacement programs.

Under the Platform Edge Lighting Program, edge lighting was successfully replaced on three additional tracks in Q4: Track 2 at Pentagon City, Track 2 at Crystal City and Track 1 at Waterfront. These upgrades build on prior installations and support system readiness for the May 2025 RSA Event.

For the Site Lightning Replacement Program, design development advanced at Phase 2A and 2B locations. The GAEC Design Track Order performance period was extended through September 30, 2025, to accommodate expanded power infrastructure assessments requested by WMATA. Construction contract award is anticipated by Q4 FY2026.

Progress continued the on Low Voltage Power Rehabilitation projects with switchgear replacement continuing at Brookland and Addison Road. The planned start of work a Fort Totten and Archives was rescheduled to Q1 FY2026 due to updated project sequencing. The team continued progress on product submittals, equipment procurement, and coordination with Pepco in preparation for upcoming switchgear and generator power transfer installations.

In Q4, Metro received eleven bids for the new fare vending machine contract, which covers approximately 500 machines. Technical evaluations are currently under way, and contract award is anticipated in FY2026. The contract for locking faregates and aisle expansions was awarded, with initial installation activities beginning in Q4. This project supports fare evasion mitigation and improved system accessibility.

Metro continued backend development and integration support for the Open Payments Backend System, with work remaining aligned to phased implementation milestones. Installation of all 1,464 bus fareboxes is complete. Warranty and contract closeout processes are in progress, pending resolution of pending contract modifications. The Exit Fare Vending Machines installation is complete with final warranty work in progress to close out the project. Platform modernization efforts for Web SmartBenefits 2.0 advanced, focusing on improved usability, reduced transition fees, and enhanced ADA compliance.

Enhancements to Mobile Ticketing 2.0 continued, including expanded virtual card provisioning and over-the-air feature updates. Support has broadened to include multiple user groups, such as students and institutional partners.

Note: All figures are preliminary and unaudited; chart and table totals may not sum due to independent rounding.

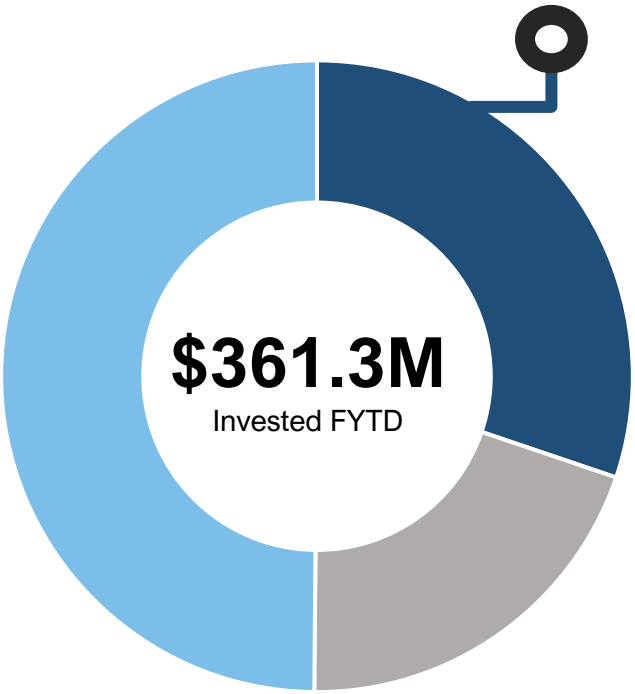

Vertical Transportation – $72.1M

A total of 348 work orders were completed in Q4, including step chain, handrail, gearbox, and drive chain replacements, as well as welding and safety-related inspection tasks. The build-out of the ELES auxiliary parts storage repair workspace progressed to 95% completion.

The water remediation assessments were finalized and submitted, with ELES technicians initiating mitigation efforts on affected units. The elevator glass cleaning contract reached 100% completion and is pending closeout, while the truss, pan, and wellway cleaning project remains ongoing.

In Q4, Metro completed work on ten additional escalator units across multiple stations including: Crystal City, Franconia-Springfield, Navy Yard, Dupont Circle, Vienna, L'Enfant Plaza and Rosslyn. Construction also began on eight new units at Crystal City, Gallery Place, L'Enfant Plaza, Rosslyn, Navy Yard and Dupont Circle.

.

Activity	FY2025 Plan	Q4 Completed	FYTD
Elevators Rehabilitated	N/A	2	2
Escalators Overhauls	0	0	0
Escalators Replaced	31	34	48

Note: All figures are preliminary and unaudited; chart and table totals may not sum due to independent rounding.

BUS, BUS FACILITIES AND PARATRANSIT

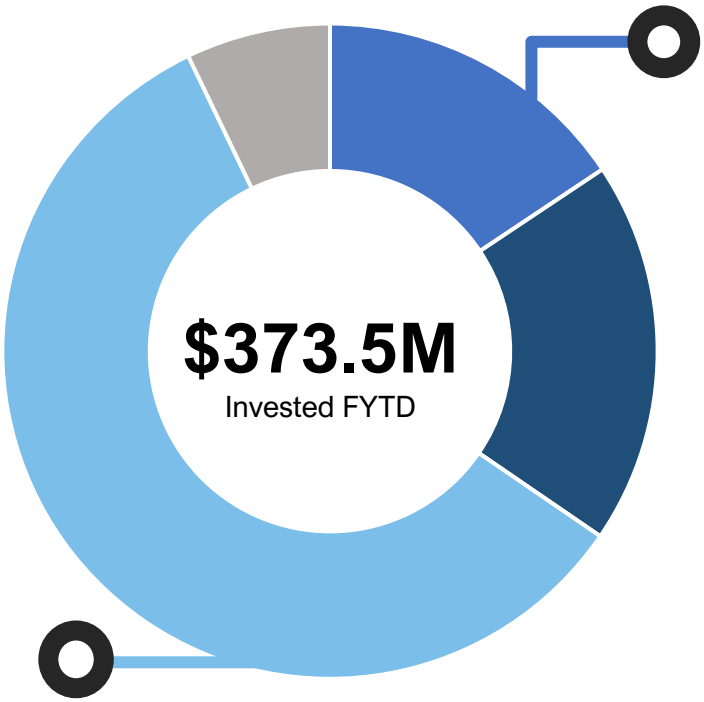

Maintenance Facilities – $217.8M

Construction progressed throughout the fourth quarter, with ongoing steel erection, concrete dec pours, and installation of bus lift frames. Exterior work advanced with sheathing, roofing, and air barrier membrane installation while mechanical, electrical, and plumbing rough ins continued. Fuel piping and duct bank work also remained active. A key milestone – the structural topping-off – was completed. Integration of battery-electric bus (BEB) infrastructure remained a priority, with procurement of long-lead equipment underway and continued coordination to assess potential schedule impacts related to the BEB scope.

Acquisition – $58.4M

In Q4, following the award of a five-year replacement contract to New Flyer, Metro processed the Milestone 2 payment on June 24, 2025, for 75 40-foot hybrid buses following completion of the design review and approval of the production schedule.

Metro received three additional battery-electric buses from New Flyer and began preparations to place them into revenue service.

Mini-van deliveries continued in Q4 FY2025, with 16 additional vehicles received, completing the full order of 185 for the fiscal year. Metro also received 35 NextGen Vehicles in Q4, bringing the total to 49 of 50 ordered for FY2025. One (1) NextGen Vehicle was rejected with the final delivery expected in Q1 FY2026.

Bus Type	FY2025 Expected Buses	FY25 Delivered
Battery Electric Bus 40-ft	10	5

Note: All figures are preliminary and unaudited; chart and table totals may not sum due to independent rounding.

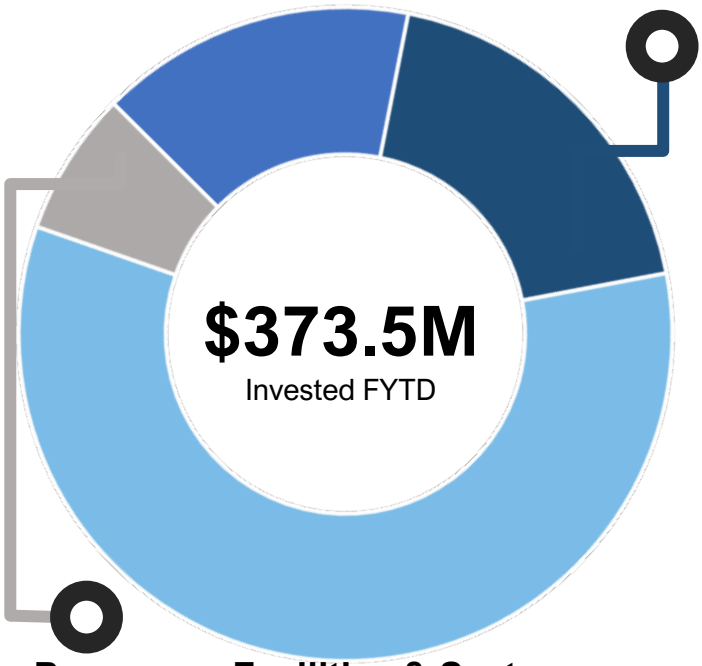

Passenger Facilities & Systems – $26.6M

In Q4, progress continued on the Customer Information Electronic Display System (CIEDS) project. The content management system layout was completed for 55-inch signs, and 2 of 18 Thin-Film Transistor (FTF) 55-inch signs were installed at the New Carrollton Garage.

Under the Bus Shelter Project, an IDIQ supply contract for shelters was awarded, and the contractor is currently reviewing shop drawings ahead of production.

In Q4, Metro continued expanding automated enforcement tools to support bus priority corridors. The Clear Lanes camera system was installed on 70 additional Metrobuses, increasing total fleet deployment to 210 vehicles. The District Department of Transportation (DDOT) initiated ticketing enforcement on two newly designated bus lanes: Columbia Road, NW and 11 Street, NW.

Maintenance & Overhaul – $70.7M

Metro continued receiving routine maintenance equipment in support of its ongoing bus technology modernization and system reliability initiatives. In Q4, deliveries included smoke machines for bus leak detection, tools and equipment for garages, and traffic barrels with channelizer drum bases to guide vehicle movement and prevent property damage in bus lots.

Metro completed the first year of technology upgrades on 316 buses, including enhancements to the Intelligent Vehicle Network (IVN), Automated Passenger Counters (APC), and Touchscreen Control Heads (TCH) systems as part of the Clever Devices Intelligent Transportation System. Year two installation efforts began this quarter and are now over 75% complete, incorporating IVN 5 units, new APCs, TCH relocations, and Array microphones.

The Hastus project advanced with the successful deployment of the Static Interface to support the Better Bus Network Redesign. Premium Support Services and ITS Maintenance, now in the second year of the contract, continue to ensure hardware and software reliability across the full fleet.

In Q4, Metro continued to advance work under the Bus Rehabilitation Program.

Asset	FY2025 Plan	Q4	FYTD Progress	Completion Percentage
Bus Rehabilitations	80	28	72	90%
Engine Assemblies	120	30	97	81%
Transmission Assemblies	150	49	200	133%

Note: All figures are preliminary and unaudited; chart and table totals may not sum due to independent rounding.

BUSINESS AND OPERATIONS SUPPORT

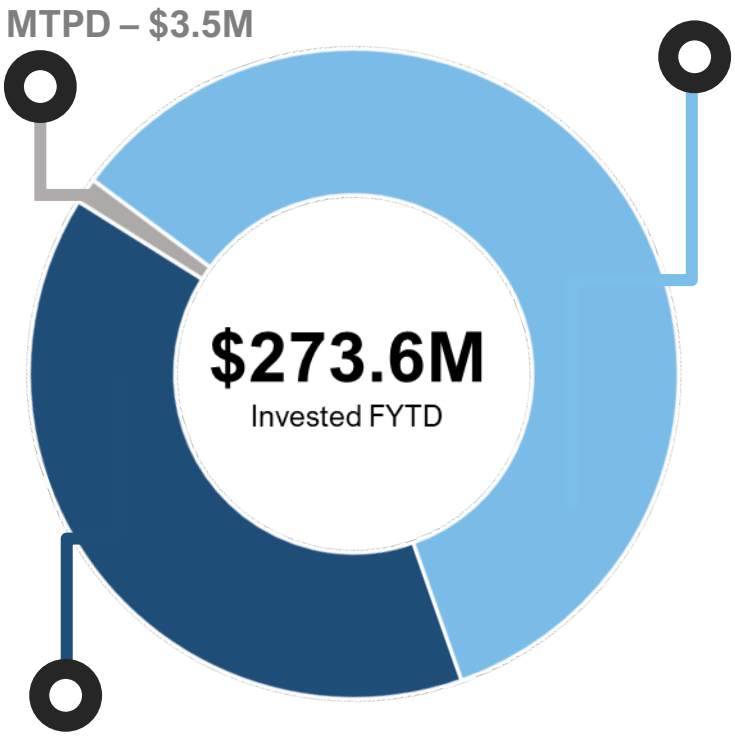

Information Technology (IT) – $107.5M

In Q4, Metro advanced its migration from the on-premises Kronos timekeeping system to the cloud-based UKG platform. The Change Management and Leadership Engagement Plans were completed during the quarter. Testing began on key system configurations, including the Workforce Management and TeleStaff modules. Additionally, two supplemental non-production environments – Quality Assurance (QA) and User Acceptance Testing (UAT) – received approval to proceed to procurement, with the associated contract modification currently under final review.

Support Equipment & Services – $162.7M

In Q4, Metro received additional vehicle as part of its ongoing fleet renewal effort, including 9 service support vehicles, 33 passenger vehicles and 9 for the Metro Transit Police Department (MTPD), bringing the total of 161 out of 173 vehicles expected for FY2025. Commissioning activity for this quarter included 16 MTPD, 2 Street Operations Manager (SOM)/Safety, 15 Service Support, and 3 passenger vehicles. Payments were processed for 15 MPTD, 24 Service Support, and 33 passenger vehicles.

In Q4, work continued under the Pollution Prevention Program at Alexandria and Shady Grove Yards. At Alexandria Yard, concrete work on the base pan of Track 22 progressed as planned, while new track installation on Track 23 was completed. At Shady Grove Yard, new track installation was completed, and concrete work remains on schedule. Grating, backfilling, and asphalting activities are currently underway.

For the Underground Storage Tank (UST) Replacement project, the Maryland Department of Environment approved a deviation request to reduce the required distance between the storage tank and shoring. At Greenbelt Yard, permit applications were submitted, and pre-construction meeting was held on May 25, 2025. At Glenmont Yards, scope updates were initiated through new change orders to include camera installations at both Greenbelt and Glenmont Yards.

Progress continued across multiple Non-Revenue Facilities projects in Q4. Construction was completed and SCI punch list items finalized at the Montgomery Bus Garage, Shepherd's Parkway, Good Luck Road, and Queenstown Road. Final SCI inspections were completed, marking the close of all construction activity for this phase.

Note: All figures are preliminary and unaudited; chart and table totals may not sum due to independent rounding.

REAL ESTATE UPDATE

Metro proactively manages its real estate and parking assets to maximize transit access, stimulate economic development, and generate non-fare revenue and transit ridership through transit-oriented development.

Joint Development

See Metro's 10-Year Strategic Plan for Joint Development 2025 Progress Report.

- Capitol Heights: In Q4, Metro released a Request for Proposals to selected respondents to the Request for Qualifications. A developer selection is anticipated in early FY2026.
- North Bethesda: Metro selected Hines as the developer for the 13.9-acre joint development site adjacent to the North Bethesda station. The future development is envisioned to include delivery of a new Metro entrance on the north side of the station, a signature building along Rockville Pike, the future home of the University of Maryland's Institute for Health Computing and incubator space, as well as a mix of life science, residential, and retail uses. Staff will commence negotiations on the joint development agreement in anticipation of Board authorization later this year.
- Takoma: After Board authorization, Metro executed an amended and restated Joint Development Agreement with EYA to develop 434 residential units (15-25% affordable), 17,000 square feet of retail, and a 1.8-acre park at Takoma station. The developer will relocate and reconstruct the bus loop a reduced kiss & ride, as well as construct a new bus operator break room and bike facilities.

Incidental Use

- Twenty-six ATMs from First National Bank have been installed in Metro stations. All 122 ATMs are projected to be installed across the system by the end of calendar year 2025. This initiative provides Metro with non-passenger operating revenue.

Pictured: North Bethesda development rendering

Note: All figures are preliminary and unaudited; chart and table totals may not sum due to independent rounding.

FEDERAL AWARDS UPDATE

Active FTA Awards as of 06/30/2025 (Dollars in Millions)

Federal Award ID	Federal Award/ Amendments	Application Name	Federal Award	Drawn	Updated Balance	POP End Date
DC-2020-010	07/10/2020 9/07/2021	FFY20 5307 Bus Replacements & Rehabilitation, Bus & Rail Facility Improvements, and Rail Systemwide ATC & Propulsion improvements	$328.7	$324.1	$4.6	9/30/2025
DC-2020-017	8/14/2020 09/09/2021	FFY20 5337 Rail System Rehabilitation, Railcar Preventive Maintenance, Railcar Procurement and HRO Facility	$293.8	$290.4	$3.4	9/30/2025
DC-2021-003	03/06/21	FFY2020 5339 (c) Low-No Metrobus Zero-Emission Fleet Program	$4.2	$3.7	$0.5	6/30/2026
DC-2021-008	05/13/21	WMATA FFY 19 Section 5312 Public Safety Pilot Study	$0.2	$0.1	$0.1	12/30/2025
DC-2021-012	08/04/21	FFY2021 5312 COVID-19 Research and Demonstration Project	$0.6	$0.3	$0.3	3/30/2026
DC-2021-014	08/13/2021 09/01/2023 08/21/2024	FFY2021 5339 Bladensburg Bus Garage	$33.6	$25.1	$8.5	12/30/2027
DC-2022-010	08/26/2022 09/15/2023 08/14/2024	FFY2022 PRIIA WMATA Office of Inspector General	$15.0	$13.1	$1.9	9/1/2026
DC-2022-012	08/29/2022 09/1/2023	FFY2022 Section 5337 Railcar Preventive Maintenance, Railcar Scheduled Maintenance Program and Track Preventive Maintenance Program	$301.3	$256.8	$44.5	6/30/2026
DC-2022-014	08/21/24	FFY 2022 Section 5307 Bladensburg Bus Garage, Northern Bus Garage and Rail Station Revitalization Program	$355.9	$289.3	$66.6	12/30/2027

Note: Drawn numbers are from inception through 03/31/2025 which include updated period of performance end dates.

FEDERAL AWARDS UPDATE

Active FTA Awards as of 06/30/2025 (Dollars in Millions)

Federal Award ID	Date of Award	Application Name	Federal Award	Drawn	Updated Balance	POP End Date
DC-2022-015	09/6/2024 08/16/2023 09/07/2022	FFY2022 5307 Bus Replacements, Van Replacements, Bus Rehabilitation, and Bus Preventive Maintenance	$160.4	$80.8	$79.6	12/30/2027
DC-2022-016	08/16/24	FFY2022 Section 5337 Rehabilitation of Yellow Line Bridge and Tunnel, Rehabilitation of Bridge Structures and Construction of Heavy Repair Overhaul Facility	$198.3	$106.9	$91.4	7/30/2027
DC-2022-017	09/4/2024 09/05/2023 09/07/2022	FFY2022 Section 5307 Station Entrance Canopies and Stairways, Rehabilitation of Parking Facilities, Rail Station Cooling, and AC Power and Switches	$35.4	$27.1	$8.3	12/30/2026
DC-2022-018	09/14/22	FFY2022 PRIIA WMATA Vertical Transportation, Support Facility Fire System Rehabilitation, Tunnel Water Leak Mitigation, Platform Rehab (Phase 4), Automatic Train Control and Radio Infrastructure	$143.5	$136.1	$7.4	3/1/2026
DC-2023-007	09/15/23	FFY2023 PRIIA WMATA Vertical Transportation, Yellow Line Tunnel and Bridge Rehabilitation, Tunnel Water Leak Mitigation, Automatic Train Control Rooms	$143.5	$138.1	$5.4	6/30/2026
DC-2024-002	06/03/24	FFY24 VA CMAQ WMATA Bus Replacement	$3.4	$0.0	$3.4	12/30/2026
DC-2024-009	08/28/24	FFY2024 PRIIA WMATA - ELES Water Intrusion, Escalator Replacement, Prime Mover Replacement, ATC Train Control Rooms, AC Switchgear Rehab, Railcar SMP and Tunnel Leak Mitigation	$143.5	$57.0	$86.5	6/30/2027
DC-2024-013	09/11/24	Section 5337 Preventive Maintenance Track and Railcars, Station Cooling, Parking Rehab, Station Gate Replacements	$184.5	$15.2	$169.3	6/30/2026
DC-2024-014	09/16/24	FFY24 Section 5307 Bus Preventive Maintenance and Rehabilitation, Security Systems, MTPD Projects, and ADA L'Enfant Elevator	$45.6	$25.5	$20.1	12/1/2027

Note: Drawn numbers are from inception through 06/30/2025 which include updated period of performance end dates.

Note: All figures are preliminary and unaudited; chart and table totals may not sum due to independent rounding.

FEDERAL AWARDS UPDATE

Active Non-FTA Awards during Quarter 4 (as of 6/30/2025) (Dollars in Millions)

Federal Award ID	Date of Award	Application Name	Federal Award	Drawn	Balance
EMW-2021-RA-00030	9/1/2021	DHS Transit Security Grant Program	$4.5	$2.8	$1.6
EMW-2023-RA-00036	9/1/2023	DHS Transit Security Grant Program	$4.5	$2.6	$1.9
EMW-2024-RA-05017	9/1/2024	DHS Transit Security Grant Program	$7.2	$0.0	$7.2
OS69A3552441015		OST - Transit Data Standards & Analysis Infrastructure Framework	$2.0	$0.0	$2.0

Note: Drawn numbers are from inception through 06/30/2025 which include updated period of performance end dates.

TABLE 1: CAPITAL PROGRAM FINANCIALS BY INVESTMENT CATEGORY

Capital Investments	FY2025 Current Budget	FY2025 YTD Actuals	YTD % Budget Expended
Acquisition	$63.6	$57.9	91%
Maintenance & Overhaul	$322.3	$216.3	67%
Maintenance Facilities	$16.2	$8.2	50%
Railcar and Railcar Facilities	**$402.1**	**$282.3**	**70%**
Power	$119.3	$108.2	91%
Signals & Communications	$227.4	$228.7	101%
Rail Systems	**$346.7**	**$336.9**	**97%**
Fixed Rail	$408.9	$152.5	37%
Structures	$73.1	$60.0	82%
Track and Structures Rehabilitation	**$482.0**	**$212.5**	**44%**
Platforms & Structures	$99.7	$109.1	109%
Vertical Transportation	$75.0	$72.1	96%
Station Systems	$206.2	$180.2	87%
Stations and Passenger Facilities	**$381.0**	**$361.3**	**95%**
Acquisition	$65.0	$58.4	90%
Maintenance & Overhaul	$72.8	$70.7	97%
Maintenance Facilities	$215.3	$217.8	101%
Passenger Facilities & Systems	$33.1	$26.6	80%
Bus, Bus Facilities and Paratransit	**$386.2**	**$373.5**	**97%**
IT	$132.8	$107.5	81%
MTPD	$5.8	$3.5	60%
Support Equipment & Services	$182.7	$162.7	89%
Business and Operations Support	**$321.2**	**$273.6**	**85%**
Total Capital Programs	**$2,319.2**	**$1,840.2**	**79%**

Note: Dollars in millions.

Note: All figures are preliminary and unaudited; chart and table totals may not sum due to independent rounding.

TABLE 2: CAPITAL PROGRAM FINANCIALS AND ADJUSTMENTS BY PROJECT

CIP	PROJECT NAME	FY2025 ORIGINAL BUDGET	BUDGET ADJUSTMENTS	FY2025 CURRENT BUDGET	FY2025 YTD ACTUALS	YTD% BUDGET EXPENDED
CIP0059	8000-Series Railcars	$58.4	-$15.8	$42.6	$39.7	93%
CIP0256	7000-Series Railcars	$26.0	-$9.0	$17.0	$15.0	88%
CRB0019_19	Silver Line Phase 1 Railcars	$0.0	$4.0	$4.0	$3.3	82%
Railcar Acquisition		**$84.4**	**-$20.8**	**$63.6**	**$57.9**	**91%**
CIP0063	Rail Vehicle Rehab Program	$161.2	-$21.8	$139.4	$125.2	90%
CIP0067	Railcar Safety & Reliability	$6.7	-$4.2	$2.5	$1.6	67%
CIP0142	Railcar Preventative Maint	$180.4	$0.0	$180.4	$79.9	44%
Railcar Maintenance/Overhaul		**$348.3**	**-$26.0**	**$322.3**	**$216.3**	**67%**
CIP0225	Heavy Repair & Overhaul Facil	$0.0	$1.8	$1.8	$0.7	39%
CIP0279	Railyard Shop Equipment Replacement	$3.0	$0.0	$3.0	$0.9	31%
CIP0283	Major Railcar Maint Equip SOGR	$2.4	$0.0	$2.4	$0.1	4%
CIP0284	Railyard Facility & Site Rehabilitation	$11.3	-$2.3	$9.1	$6.4	71%
Railcar Maintenance Facilities		**$16.7**	**-$0.5**	**$16.2**	**$8.2**	**50%**
Railcar Investments		**$449.4**	**-$47.3**	**$402.1**	**$282.3**	**70%**
CIP0076	100% 8-Car Train Power Upgrade	$0.2	$0.0	$0.2	$1.7	848%
CIP0253	Traction Power SOGR	$127.9	-$14.5	$113.4	$105.2	93%
CIP0286	Power Generator Replacement	$5.7	$0.0	$5.7	$1.3	22%
Propulsion		**$133.8**	**-$14.5**	**$119.3**	**$108.2**	**91%**
CIP0136	Radio Infrastructure Replace	$44.4	-$0.3	$44.0	$47.8	109%
CIP0251	Automatic Train Control SOGR	$81.0	-$11.3	$69.7	$69.7	100%
CIP0332	Fiber Optic Cable Installation	$117.1	-$15.0	$102.1	$102.7	101%
CIP0380	CBTC Strat Prog Impl. Dev	$10.5	$0.0	$10.5	$8.4	80%
Signals & Communications		**$253.0**	**-$25.6**	**$227.4**	**$228.7**	**101%**
Rail Systems Investments		**$386.8**	**-$40.1**	**$346.7**	**$336.9**	**97%**
CIP0024	Track Rehabilitation	$111.8	$12.7	$124.4	$124.1	100%
CIP0025	Roadway Equip & Vehicle Repl	$23.8	-$7.5	$16.3	$11.5	71%
CIP0246	General Engineering	$15.9	$0.0	$15.9	$14.9	94%
CIP0247	Emerg Constr & Emerging Needs	$58.3	$192.7	$251.0	$1.8	1%
CIP8011	D&E Fixed Rail Improvements	$0.3	$0.9	$1.3	$0.2	15%
Fixed Rail		**$210.1**	**$198.8**	**$408.9**	**$152.5**	**37%**
CIP0262	Tunnel Water Leak Mitigation	$13.5	$0.0	$13.5	$15.5	114%
CIP0294	Bridge Rehabilitation Program	$5.0	$0.0	$5.0	$2.0	40%
CIP0356	Tunnel Vent Improvements- Red Line Pilot	$13.0	$0.0	$13.0	$9.8	75%
CIP8013	D&E Track Structures Improve	$1.2	$0.0	$1.2	$2.4	195%
CIP0348	Structural Rehabilitation - Package A	$33.5	-$5.0	$28.5	$19.6	69%
CIP0370	Structural Rehabilitation - Package B	$0.0	$0.6	$0.6	$0.5	78%
CIP0375	Shaft Structural Rehab	$22.3	-$11.0	$11.3	$10.2	90%
Structures		**$88.5**	**-$15.4**	**$73.1**	**$60.0**	**82%**
Track and Structures Rehabilitation Investments		**$298.6**	**$183.4**	**$482.0**	**$212.5**	**44%**
CIP0035	Bicycle & Pedestrian Facility	$2.4	$0.6	$3.0	$0.3	9%
CIP0087	Station & Facility Restoration	$13.6	-$1.7	$11.9	$9.3	79%
CIP0088	Station Entrance Canopies	$13.0	-$5.0	$8.0	$8.1	101%
CIP0152	Prkg Garage & Surf Lot Rehab	$16.5	$3.6	$20.1	$17.9	89%
CIP0218	Metrorail Station Upgrades	$3.1	$0.0	$3.1	$1.5	49%
CIP0243	L'Enfant Station Improvements	$0.0	$0.0	$0.0	$0.0	4%
CIP0297	Union Station Improvements	$9.6	-$9.0	$0.6	$0.2	34%
CIP0305	Rail Passenger Facility SOGR	$7.8	-$7.0	$0.8	$0.5	57%

Note: Dollars in millions.

Note: All figures are preliminary and unaudited; chart and table totals may not sum due to independent rounding.

TABLE 2: CAPITAL PROGRAM FINANCIALS AND ADJUSTMENTS BY PROJECT (CON'T)

CIP	PROJECT NAME	FY2025 ORIGINAL BUDGET	BUDGET ADJUSTMENTS	FY2025 CURRENT BUDGET	FY2025 YTD ACTUALS	YTD% BUDGET EXPENDED
CIP0308	Station Platform Rehabilitation Phase 3	$0.0	$1.0	$1.0	$0.4	36%
CIP0310	Station Platform Rehabilitation Phase 4	$2.9	$1.9	$4.8	$3.9	81%
CIP0374	Solar Site Improvements	$0.2	$2.5	$2.7	$2.6	98%
CIP0379	Silver Line Known Defects	$8.7	$0.0	$8.7	$0.1	1%
CIP0398	Grosvenor Platform Project	$0.0	$1.4	$1.4	$0.6	44%
CRB0013	Potomac Yard Station Construction	$0.0	$11.0	$11.0	$22.2	202%
CRB0127	Purple Line Construction Support	$19.8	$0.0	$19.8	$35.9	181%
CRB0137	Crystal City East Entrance	$2.5	$0.0	$2.5	$2.4	94%
Platforms & Structures		**$104.1**	**-$4.4**	**$99.7**	**$109.1**	**109%**
CIP0072	Elevator Rehabilitation Prog	$7.4	$0.0	$7.4	$5.9	80%
CIP0073	Escalator Rehabilitation Prog	$2.8	$2.2	$5.0	$5.6	112%
CIP0132	Escalator & Elevator Overhaul	$18.7	-$6.0	$12.7	$10.3	81%
CIP0185	Escalator Replacement	$35.7	$14.2	$49.9	$50.3	101%
Vertical Transportation		**$64.6**	**$10.4**	**$75.0**	**$72.1**	**96%**
CIP0145	Facility Security Equip Prog	$11.6	-$2.0	$9.6	$8.1	85%
CIP0386	Enterprise Video Ops & Sec Prgm	$2.2	$11.5	$13.7	$8.0	58%
CIP0151	Rail Station Cooling Rehab	$5.1	$0.0	$5.1	$4.3	84%
CIP0219	Rail Station Lighting Improve	$44.7	-$27.0	$17.7	$14.5	82%
CIP0241	Flood Resiliency Infrastructure	$0.0	$0.2	$0.2	$0.3	161%
CIP0242	Rail System Drainage Rehab	$15.6	$0.0	$15.6	$11.6	75%
CIP0252	Low Voltage Power SOGR	$35.5	$28.9	$64.4	$63.0	98%
CIP0255	Fare Collection Modernization	$74.6	-$32.0	$42.6	$40.8	96%
CIP0258	Station & Tunnel Fire Alarm	$1.0	$6.6	$7.6	$5.9	78%
CIP0272	Digital Display and Wayfinding Improvements	$3.1	$9.8	$12.9	$9.7	75%
CIP0276	Station Commercialization Plan	$2.3	$0.4	$2.6	$0.8	32%
CIP0341	Rail Sys Standpipe Replacement	$13.3	$0.0	$13.3	$12.6	95%
CIP8019	D&E Revenue Facility Improve	$0.0	$0.4	$0.4	$0.4	102%
Station Systems		**$208.9**	**-$2.7**	**$206.2**	**$180.2**	**87%**
Stations and Passenger Facilities Investments		**$377.7**	**$3.3**	**$381.0**	**$361.3**	**95%**
CIP0006	Bus Fleet Replacement Prgm	$116.5	-$90.0	$26.5	$21.0	79%
CIP0015	MetroAccess Fleet Replacement	$29.9	$0.0	$29.9	$28.2	94%
CIP0355	Zero Emissions Bus	$8.6	$0.0	$8.6	$9.2	106%
Bus and Paratransit Acquisition		**$155.0**	**-$90.0**	**$65.0**	**$58.4**	**90%**
CIP0002	Bus Location Equip Replacement	$6.9	$3.0	$9.9	$11.3	114%
CIP0004	Bus Maint Equip Replacement	$3.3	$0.7	$4.0	$2.1	53%
CIP0005	Bus Rehabilitation Program	$65.8	-$8.9	$56.9	$57.2	101%
Bus Maintenance/Overhaul		**$78.0**	**-$5.2**	**$72.8**	**$70.7**	**97%**
CIP0311	Bladensburg Bus Garage Rehabilitation	$83.2	$0.0	$83.2	$71.3	86%
CIP0315	Northern Bus Garage Replacement	$144.9	-$40.0	$104.9	$124.0	118%
CIP0319	Bus Maintenance Facility SOGR	$0.0	$0.3	$0.3	$0.0	19%
CIP0376	Western Bus Garage Rehab	$1.7	$22.3	$24.0	$22.9	95%
CIP0383	Cinderbed Electric Bus Garage	$2.9	$0.0	$2.9	$0.1	2%
Bus Maintenance Facilities		**$232.7**	**-$17.5**	**$215.3**	**$217.8**	**101%**
CIP0220	Bus Planning Studies Program	$1.1	$0.0	$1.1	$0.6	54%
CIP0221	Bus Customer Facility Impv	$9.5	$1.9	$11.4	$5.9	52%
CIP0254	Bus Priority Prgm Development	$3.9	$0.9	$4.7	$3.7	79%
CIP0275	New Carrollton Garage and Bus Bays	$14.9	-$5.0	$9.9	$11.7	118%

Note: Dollars in millions.

Note: All figures are preliminary and unaudited; chart and table totals may not sum due to independent rounding.

TABLE 2: CAPITAL PROGRAM FINANCIALS AND ADJUSTMENTS BY PROJECT (CON'T)

CIP	PROJECT NAME	FY2025 ORIGINAL BUDGET	BUDGET ADJUSTMENTS	FY2025 CURRENT BUDGET	FY2025 YTD ACTUALS	YTD% BUDGET EXPENDED
CIP0396	Better Bus Implementation	$0.0	$6.0	$6.0	$4.3	72%
Bus Passenger Facilities/Systems		**$29.4**	**$3.8**	**$33.1**	**$26.6**	**80%**
Bus and Paratransit Investments		**$495.1**	**-$108.9**	**$386.2**	**$373.5**	**97%**
CIP0043	Bus Ops Mgmt. Software	$6.6	$0.0	$6.6	$3.3	50%
CIP0056	Rail Ops Mgmt. Software	$0.9	$0.0	$0.9	$0.1	13%
CIP0259	Employee Timekeeping System	$0.0	$2.0	$2.0	$0.8	40%
CIP0269	Asset Management Software	$0.0	$0.8	$0.8	$0.7	89%
CIP0330	IT Data Center	$2.1	$0.5	$2.5	$2.1	84%
CIP0331	ERP Software Replacement	$66.0	-$11.5	$54.5	$44.8	82%
CIP0342	IT Hardware SOGR	$17.0	-$2.0	$15.0	$15.1	101%
CIP0357	Cyber Legacy Technology	$4.8	$0.0	$4.8	$6.4	132%
CIP0358	IT Business System Support	$20.2	-$2.5	$17.7	$17.5	99%
CIP0359	IT Shared Services	$5.2	-$1.3	$3.9	$2.8	72%
CIP0360	IT Transit Systems	$13.8	-$1.5	$12.3	$7.3	60%
CIP0384	Small IT Projects	$1.2	$0.8	$2.0	$0.4	21%
CIP8029	D&E IT Improvements	$4.0	$2.0	$6.1	$5.0	83%
CIP8030	Future IT Projects	$0.1	$1.8	$1.8	$1.0	56%
IT		**$143.4**	**-$10.6**	**$132.8**	**$107.5**	**81%**
CIP0102	MTPD District III Substation	$0.0	$1.0	$1.0	$0.8	85%
CIP0127	Support Equipment MTPD	$0.7	$4.1	$4.8	$2.6	55%
MTPD		**$0.7**	**$5.1**	**$5.8**	**$3.5**	**60%**
CIP0009	Service Vehicle Replacement	$14.6	$0.0	$14.6	$12.1	83%
CIP0010	Environmental Compliance Prgm	$15.8	-$2.5	$13.3	$11.5	87%
CIP0034	Revenue Collection Facility	$0.0	$0.0	$0.0	$0.0	10%
CIP0036	Procurement Program Support	$13.3	$0.0	$13.3	$9.6	72%
CIP0039	System Planning & Development	$4.0	-$1.0	$3.0	$4.0	134%
CIP0099	Joint Development Prgm Support	$2.0	$1.4	$3.4	$2.0	59%
CIP0101	INCP Capital Management	$1.2	$0.0	$1.2	$1.0	83%
CIP0131	Capital Financing Support	$2.0	$0.0	$2.0	$0.6	32%
CIP0150	Non-Rev Facility Fire Systems	$2.8	$0.0	$2.8	$2.4	85%
CIP0170	Roof Rehab & Replacement	$12.2	$0.0	$12.2	$10.8	89%
CIP0197	Non-Revenue Facilities	$9.0	$0.0	$9.0	$9.2	103%
CIP0212	Sustainability Program Support	$3.1	$0.0	$3.1	$2.5	81%
CIP0213	Capital Program Management	$25.0	$0.0	$25.0	$24.5	98%
CIP0270	CAPD Program Support	$35.5	$0.0	$35.5	$31.1	88%
CIP0273	Facility Improvements	$3.6	$0.1	$3.6	$1.9	52%
CIP0277	Supply Chain Modernization	$0.8	$0.0	$0.8	$1.0	121%
CIP0324	Cap Program Financial Support	$3.0	-$1.5	$1.5	$0.5	35%
CIP0335	Office Consolidation - DC	$7.3	$1.8	$9.1	$7.5	82%
CIP0337	Office Consolidation - VA	$2.6	$0.9	$3.5	$4.9	141%
CIP0338	Office Consolidation - MD	$0.0	$2.5	$2.5	$2.2	87%
CIP0397	Back Up MICC- CTF	$0.0	$0.3	$0.3	$0.1	55%
CIP0339	Emergency Egress Improvements	$1.2	$0.7	$2.0	$1.3	67%
CIP0347	Acct Capital Program Support	$2.4	$0.0	$2.4	$2.7	112%
CIP0373	Interim OCC	$0.0	$5.3	$5.3	$9.0	171%
CIP0381	Center of Excellence Dept	$0.0	$1.7	$1.7	$1.5	90%
CIP0382	Content Management Sys Upgrade	$2.6	$0.0	$2.6	$1.1	44%

Note: Dollars in millions.

Note: All figures are preliminary and unaudited; chart and table totals may not sum due to independent rounding.

TABLE 2: CAPITAL PROGRAM FINANCIALS AND ADJUSTMENTS BY PROJECT (CON'T)

CIP	PROJECT NAME	FY2025 ORIGINAL BUDGET	BUDGET ADJUSTMENTS	FY2025 CURRENT BUDGET	FY2025 YTD ACTUALS	YTD% BUDGET EXPENDED
CIP0390	Web Tech - FY25	$0.0	$2.7	$2.7	$2.7	99%
CIP0391	Tool Systems - FY25	$0.0	$1.3	$1.3	$1.7	127%
CIP0392	Transit Systems - FY25	$0.0	$1.5	$1.5	$1.2	84%
CRB0005	Planning Support for DC	$1.0	$0.0	$1.0	$1.0	97%
CRB0009	Planning Support for MD	$1.0	$0.0	$1.0	$0.1	13%
CRB0018	Planning Support for VA	$1.0	$0.0	$1.0	$0.5	47%
CIP8034	Future Support Equip Projects	$0.3	$0.0	$0.3	$0.2	56%
Support Equipment/Services		**$167.5**	**$15.1**	**$182.7**	**$162.7**	**89%**
Business Support Investments		**$311.6**	**$9.6**	**$321.2**	**$273.6**	**85%**
Total Capital Programs		**$2,319.2**	**$0.0**	**$2,319.2**	**$1,840.2**	**79%**

Note: Dollars in millions.

Note: All figures are preliminary and unaudited; chart and table totals may not sum due to independent rounding.

TABLE 3: SOURCES OF FUNDS (BUDGETED VS. ACTUAL SPEND)

Funding Source	FY2025 YTD Spend
Federal Formula	$302.3
Federal PRIIA	$83.0
Other Federal Grants	$6.4
Total Federal	**$391.7**
Match & System Performance	$266.8
PRIIA/RSI Match	$84.1
Dedicated Funding	$274.3
Jurisdictional Reimbursable	$46.6
Jurisdictional Reimbursable – Open Receivable	$5.9
Other Local & Match	$1.0
Total Jurisdictional	**$678.8**
Debt	**$689.9**
Total	**$1,760.4**

Note: All figures are preliminary and unaudited; chart and table totals may not sum due to independent rounding.

TABLE 4: CAPITAL PROGRAM EXPENDITURES BY FUND SOURCE

CIP	PROJECT NAME	FY2025 CURRENT BUDGET	FY2025 ACTUALS[1]	FORUMULA[2]	PRIIA[2]	OTHER FEDERAL[2]	SYSTEM PERF	REIMBURSE/PLANNING/ OTHER	JURISDICTIONAL REIMBURSABLE - OPEN RECEIVABLE	DEBT	DISTRICT OF COLUMBIA DED. FUND.	STATE OF MARYLAND DED. FUND.	COMMONEWEALTH OF VIRGINIA - NONRESTRICTED DED. FUND.	COMMONWEALTH OF VIRGINIA - RESTRICTED FUND.	NET ACCRUALS
CIP0059	8000-Series Railcars	42,576,000	39,661,197	-	-	-	494,816	-	-	39,887,612	-	-	-	-	(721,231)
CIP0256	7000-Series Railcars	17,015,000	14,966,368	-	-	-	-	-	-	15,294,276	97	91	65	19	(328,181)
CRB0019_19	Silver Line Phase 1 Railcars	4,000,000	3,262,231	-	-	-	-	-	-	-	-	-	-	-	3,262,231
Railcar Acquisition		63,591,000	57,889,796	-	-	-	494,816	-	-	55,181,888	97	91	65	19	2,212,819
CIP0063	Rail Vehicle Rehab Program	139,425,900	125,219,680	12,079,827	76,049,217	-	-	-	-	9,258,879	9,334,757	8,733,358	6,228,401	1,851,263	1,683,977
CIP0067	Railcar Safety & Reliability	2,465,000	1,643,380	-	-	-	-	-	-	483,241	516,234	482,975	344,445	102,379	(285,895)
CIP0142	Railcar Preventative Maint	180,400,000	79,896,260	47,402,090	-	-	-	-	-	-	-	-	-	-	32,494,170
CIP0900	Preventative Maint	-	9,495,854	-	-	-	-	-	-	6,746,848	5,633	5,270	3,759	1,117	2,733,227
Railcar Maintenance/Overhaul		322,290,900	216,255,173	59,481,917	76,049,217	-	-	-	-	16,488,968	9,856,624	9,221,604	6,576,605	1,954,759	36,625,479
CIP0225	Heavy Repair & Overhaul Facil	1,800,000	709,501	-	-	-	-	-	-	1,302,637	804,035	752,235	536,474	159,456	(2,845,336)
CIP0279	Railyard Shop Equipment Replacement	3,010,000	944,275	-	-	-	-	-	-	912,498	-	-	-	-	31,778
CIP0283	Major Railcar Maint Equip SOGR	2,360,000	83,878	-	-	-	-	-	-	40,834	21,629	20,235	14,431	4,289	(17,541)
CIP0284	Railyard Facility & Site Rehabilitation	9,050,000	6,438,142	-	-	-	-	-	-	4,944,808	-	-	-	-	1,493,334
CIP8005	D&E Rail Yard Improvements	-	5,047	-	-	-	5,047	-	-	-	-	-	-	-	-
Railcar Maintenance Facilities		16,220,000	8,180,843	-	-	-	5,047	-	-	7,200,777	825,664	772,470	550,905	163,745	(1,337,765)
Railcar Investments		402,101,900	282,325,812	59,481,917	76,049,217	-	499,863	-	-	78,871,633	10,682,385	9,994,165	7,127,575	2,118,524	37,500,533
CIP0076	100% 8-Car Train Power Upgrade	204,000	1,730,389	-	-	-	76,043	-	-	1,427,289	-	-	-	-	227,056
CIP0253	Traction Power SOGR	113,381,000	105,173,421	-	-	-	2,307,584	-	-	87,924,960	5,128,496	4,798,089	3,421,870	1,017,080	575,342
CIP0286	Power Generator Replacement	5,697,000	1,250,001	-	-	-	-	-	-	643,238	138,793	129,851	92,607	27,525	217,986
Propulsion		119,282,000	108,153,811	-	-	-	2,383,627	-	-	89,995,487	5,267,289	4,927,940	3,514,477	1,044,605	1,020,384
CIP0133	Train Detection & Warning Sys	-	167,932	-	-	-	-	-	-	70,757	34,691	32,456	23,147	6,880	-
CIP0136	Radio Infrastructure Replace	44,045,000	47,800,446	-	-	-	3,817,324	801,356	-	21,107,064	7,853,822	7,347,834	5,240,281	1,557,565	75,200
CIP0139	Safety Audit Recommendations	-	-	-	-	-	-	-	-	411	(147)	(137)	(98)	(29)	-
CIP0251	Automatic Train Control SOGR	69,701,000	69,695,261	-	20,435,151	-	7,646,203	-	-	41,380,821	1,108,886	1,037,446	739,879	219,914	(2,873,038)
CIP0332	Fiber Optic Cable Installation	102,114,000	102,689,513	-	-	-	874,883	-	-	20,987,620	25,091,551	23,475,008	16,741,757	4,976,139	10,542,554
CIP0380	CBTC Strat Prog Impl. Dev	10,537,000	8,384,147	-	-	-	-	-	-	8,106,220	-	-	-	-	277,927
CRB0138	ATC Training Lab2 MWAA	1,000,000	-	-	-	-	-	-	-	-	-	-	-	-	-
CRB0139	IDW Boxes Replacement	20,000	-	-	-	-	-	-	-	-	-	-	-	-	-
Signals & Communications		227,417,000	228,737,299	-	20,435,151	-	12,338,410	801,356	-	91,652,894	34,088,804	31,892,606	22,744,966	6,760,469	8,022,643
Rail Systems Investments		346,699,000	336,891,110	-	20,435,151	-	14,722,038	801,356	-	181,648,381	39,356,093	36,820,546	26,259,444	7,805,074	9,043,027
CIP0024	Track Rehabilitation	124,442,000	124,062,938	64,059,815	-	-	290	-	-	21,765,878	13,776,267	12,888,721	9,191,896	2,732,100	(352,028)
CIP0025	Roadway Equip & Vehicle Repl	16,298,000	11,547,853	-	-	-	-	-	-	10,902,657	51,895	48,552	34,626	10,292	499,831
CIP0246	General Engineering	15,876,000	14,913,302	-	-	-	12,453,986	-	-	3,931,505	7,624	7,133	5,087	1,512	(1,493,546)
CIP0247	Emerg Constr & Emerging Needs	251,013,000	1,831,062	-	-	-	-	-	-	1,142,039	-	-	-	-	689,024
CIP8011	D&E Fixed Rail Improvements	1,258,107	187,278	-	-	-	84,066	-	-	128,716	7,015	6,563	4,681	1,391	(45,155)
Fixed Rail		408,887,107	152,542,433	64,059,815	-	-	12,538,341	-	-	37,870,796	13,842,802	12,950,969	9,236,290	2,745,295	(701,874)
CIP0262	Tunnel Water Leak Mitigation	13,504,000	15,454,112	-	14,073,754	-	541,625	-	-	1,886,641	3,708	3,470	2,474	735	(1,058,296)
CIP0291	Tunnel Ventilation Improvement	-	57,101	-	-	-	-	-	-	14,109	14,786	13,834	9,866	2,932	1,575
CIP0294	Bridge Rehabilitation Program	5,000,000	1,981,582	-	-	-	1,040,126	-	-	1,110,604	-	-	-	-	(169,148)
CIP0356	Tunnel Vent Improvements- Red Line Pilot	13,003,000	9,808,870	-	-	-	-	-	-	10,492,703	-	-	-	-	(683,833)
CIP8013	D&E Track Structures Improve	1,236,000	2,406,723	-	-	-	1,158,387	-	-	1,418,648	-	-	-	-	(170,312)
CIP0348	Structural Rehabilitation - Package A	28,476,000	19,569,362	-	-	-	7,025,190	-	-	13,800,527	8,864	8,293	5,914	1,758	(1,281,185)
CIP0349	Yellow Line Tunnel & Bridge Rehab	-	53,926	508,485	(1,009,421)	-	-	-	-	795,911	-	-	-	-	(241,049)
CIP0370	Structural Rehabilitation - Package B	645,000	501,279	-	-	-	-	-	-	487,211	-	-	-	-	14,068
CIP0375	Shaft Structural Rehab	11,260,000	10,173,554	-	-	-	-	-	-	9,631,343	325,790	304,800	217,376	64,610	(370,365)
Structures		73,124,000	60,006,509	508,485	13,064,333	-	9,765,328	-	-	39,637,697	353,148	330,397	235,630	70,036	(3,958,545)
Track and Structures Rehabilitation Investments		482,011,107	212,548,942	64,568,300	13,064,333	-	22,303,669	-	-	77,508,493	14,195,950	13,281,365	9,471,920	2,815,331	(4,660,419)

Note: All figures are preliminary and unaudited; chart and table totals may not sum due to independent rounding.

TABLE 4: CAPITAL PROGRAM EXPENDITURES BY FUND SOURCE (CON'T)

CIP	PROJECT NAME	FY2025 CURRENT BUDGET	FY2025 ACTUALS[1]	FORUMULA[2]	PRIIA[2]	OTHER FEDERAL[2]	SYSTEM PERF	REIMBURSE/PLANNING/ OTHER	JURISDICTIONAL REIMBURSABLE - OPEN RECEIVABLE	DEBT	DISTRICT OF COLUMBIA DED. FUND.	STATE OF MARYLAND DED. FUND.	COMMONEWEALTH OF VIRGINIA - NONRESTRICTED DED. FUND.	COMMONWEALTH OF VIRGINIA - RESTRICTED FUND.	NET ACCRUALS
CIP0035	Bicycle & Pedestrian Facility	3,000,000	282,076	-	-	-	4,263	-	-	218,324	8,088	7,567	5,396	1,604	36,834
CIP0087	Station & Facility Restoration	11,881,000	9,328,773	-	-	-	-	-	-	9,144,801	-	-	-	-	183,972
CIP0088	Station Entrance Canopies	8,000,000	8,050,954	6,308,420	-	-	2,080	-	-	2,108,073	0	0	0	0	(367,620)
CIP0152	Prkg Garage & Surf Lot Rehab	20,085,000	17,938,193	11,277,920	-	-	-	-	-	1,459,200	1,835,899	1,717,620	1,224,961	364,094	58,499
CIP0218	Metrorail Station Upgrades	3,115,000	1,538,225	1,149,366	-	-	-	-	-	321,778	13,353	12,493	8,910	2,648	29,677
CIP0243	L'Enfant Station Improvements	25,000	943	-	-	-	943	-	-	-	-	-	-	-	-
CIP0271	Swing Gates	-	(0)	-	-	-	-	-	-	-	-	-	-	-	(0)
CIP0274	Grosvenor Parking Garage (J/D)	-	301,662	-	-	-	-	-	-	197,527	37,145	34,752	24,784	7,367	86
CIP0297	Union Station Improvements	595,000	203,063	-	-	-	-	-	-	21,968	68,561	64,144	45,746	13,597	(10,955)
CIP0305	Rail Passenger Facility SOGR	825,000	468,842	-	-	-	-	-	-	98,567	18,324	17,143	12,226	3,634	318,948
CIP0308	Station Platform Rehabilitation Phase 3	1,000,000	358,208	-	-	-	-	-	-	364,875	-	-	-	-	(6,667)
CIP0310	Station Platform Rehabilitation Phase 4	4,805,000	3,902,564	-	-	-	-	-	-	4,883,854	-	-	-	-	(981,290)
CIP0352	Station Platform Canopy Rehab	-	(10,000)	-	-	-	-	-	-	-	-	-	-	-	(10,000)
CIP0374	Solar Site Improvements	2,700,000	2,640,910	-	-	-	-	-	-	1,872,683	-	-	-	-	768,227
CIP0379	Silver Line Known Defects	8,657,000	99,045	-	-	-	-	-	-	4,984	17,989	16,830	12,002	3,567	43,673
CIP0398	Grosvenor Platform Project	1,400,000	622,518	-	-	-	-	-	-	434,555	-	-	-	-	187,962
CRB0013	Potomac Yard Station Construction	11,000,000	22,215,557	-	-	-	-	10,395,544	-	-	-	-	-	-	11,820,013
CRB0020	Silver Line Phase 2 Construction Support	-	2,601,390	-	-	-	-	2,646,617	-	-	-	-	-	-	(45,227)
CRB0127	Purple Line Construction Support	19,844,000	35,919,329	-	-	-	-	27,931,394	5,908,462	-	-	-	-	-	2,079,473
CRB0133	Capacity Impro - Union Station	-	2,631	-	-	-	-	3,630		-	-	-	-	-	(999)
CRB0136	McLean Station - New Entrance	-	(49,935)	-	-	-	-	(32,592)		-	-	-	-	-	(17,343)
CRB0137	Crystal City East Entrance	2,500,000	2,351,030	-	-	-	-	2,250,772		-	-	-	-	-	100,257
CRB0140	Ballston West Entrance	-	285,301	-	-	-	-	285,301		-	-	-	-	-	(0)
CRB0141	East Falls Church Bus Bay Exp.	-	41,814	-	-	-	-	38,317		-	-	-	-	-	3,497
CIP8015	D&E Rail Station Improvements	300,000	(938)	-	-	-	346	-		2,147	-	-	-	-	(3,431)
Platforms & Structures		99,732,000	109,092,155	18,735,706	-	-	7,632	43,518,984	5,908,462	21,133,337	1,999,360	1,870,549	1,334,026	396,512	14,187,587
CIP0072	Elevator Rehabilitation Prog	7,380,000	5,872,279	-	-	-	-	-		5,001,427	3,374	3,157	2,251	669	861,401
CIP0073	Escalator Rehabilitation Prog	5,000,000	5,617,901	-	-	-	3,306,077	-		116,807	-	-	-	-	2,195,017
CIP0132	Escalator & Elevator Overhaul	12,677,000	10,308,837	-	427,402	-	-	-		9,079,534	70,710	66,155	47,180	14,023	603,833
CIP0185	Escalator Replacement	49,941,000	50,263,179	-	47,918,552	-	-	-		3,192,040	1,625,069	1,520,373	1,084,290	322,283	(5,399,427)
Vertical Transportation		**74,998,000**	**72,062,195**	**-**	**48,345,954**	**-**	**3,306,077**	**-**		**17,389,807**	**1,699,153**	**1,589,684**	**1,133,721**	**336,975**	**(1,739,176)**
CIP0074	Parking Access & Collect Equip	-	3,557	-	-	-	-	-		7,746	-	-	-	-	(4,189)
CIP0388	Parking Access Rev Sys. Rplcmt	500,000	-	-	-	-	-	-		-	-	-	-	-	-
CIP0145	Facility Security Equip Prog	9,562,000	8,105,017	-	-	-	-	-		6,239,207	1,916,246	1,792,791	1,278,571	380,029	(3,501,827)
CIP0386	Enterprise Video Ops & Sec Prgm	13,750,000	8,038,800	1,156,694	-	137,827	2,187,936	-		1,443,234	-	-	-	-	3,113,110
CIP0151	Rail Station Cooling Rehab	5,080,000	4,264,429	3,035,371	-	-	-	-		1,329,537	-	-	-	-	(100,479)
CIP0219	Rail Station Lighting Improve	17,700,000	14,532,461	-	-	-	-	-		11,321,775	1,770,307	1,656,254	1,181,196	351,086	(1,748,157)
CIP0241	Flood Resiliency Infrastructure	200,000	322,209	-	-	-	-	-		19,621	145,283	135,923	96,937	28,812	(104,366)
CIP0242	Rail System Drainage Rehab	15,572,000	11,621,362	-	-	-	465,397	-		12,128,748	986	923	658	196	(975,546)
CIP0252	Low Voltage Power SOGR	64,418,000	63,046,194	-	8,039,226	-	6,040,614	-		51,401,581	-	-	-	-	(2,435,226)
CIP0255	Fare Collection Modernization	42,602,000	40,756,582	-	-	-	11,518,816	-		27,873,519	17,714	16,573	11,819	3,513	1,314,628
CIP0258	Station & Tunnel Fire Alarm	7,632,000	5,922,487	-	-	-	-	-		1,193,005	2,135,650	1,998,059	1,424,963	423,541	(1,252,730)
CIP0272	Digital Display and Wayfinding Improvements	12,882,000	9,718,367	-	-	-	-	-		12,296,960	-	-	-	-	(2,578,593)
CIP0276	Station Commercialization Plan	2,648,000	840,745	-	-	-	797,864	-		165,867	-	-	-	-	(122,986)
CIP0341	Rail Sys Standpipe Replacement	13,300,000	12,580,037	-	-	-	4,157,420	-		8,000,262	608,181	568,998	405,794	120,614	(1,281,231)
CIP8019	D&E Revenue Facility Improve	400,000	409,159	-	-	-	409,010	-		149	-	-	-	-	-
Station Systems		206,246,000	180,161,406	4,192,065	8,039,226	137,827	25,577,056	-		133,421,208	6,594,367	6,169,519	4,399,939	1,307,790	(9,677,592)
Stations and Passenger Facilities Investments		380,976,000	361,315,756	22,927,772	56,385,180	137,827	28,890,765	43,518,984	5,908,462	171,944,353	10,292,879	9,629,753	6,867,686	2,041,277	2,770,819

Note: All figures are preliminary and unaudited; chart and table totals may not sum due to independent rounding.

TABLE 4: CAPITAL PROGRAM EXPENDITURES BY FUND SOURCE (CON'T)

CIP	PROJECT NAME	FY2025 CURRENT BUDGET	FY2025 ACTUALS[1]	FORUMULA[2]	PRIIA[2]	OTHER FEDERAL[2]	SYSTEM PERF	REIMBURSE/PLANNING/ OTHER	JURISDICTIONAL REIMBURSABLE - OPEN RECEIVABLE	DEBT	DISTRICT OF COLUMBIA DED. FUND.	STATE OF MARYLAND DED. FUND.	COMMONEWEALTH OF VIRGINIA - NONRESTRICTED DED. FUND.	COMMONWEALTH OF VIRGINIA - RESTRICTED FUND.	NET ACCRUALS
CIP0006	Bus Fleet Replacement Prgm	26,488,000	21,044,282	20,368,962	-	-	-	-		923,712	-	-	-	-	(248,392)
CIP0015	MetroAccess Fleet Replacement	29,916,000	28,206,108	16,466,321	-	1,047,054	-	-		5,808,468	268,188	250,909	178,942	53,187	4,133,039
CIP0355	Zero Emissions Bus	8,611,000	9,155,476	34,297	-	-	-	-		11,630,823	-	-	-	-	(2,509,644)
Bus and Paratransit Acquisition		65,015,000	58,405,866	36,869,580	-	1,047,054	-	-		18,363,004	268,188	250,909	178,942	53,187	1,375,003
CIP0002	Bus Location Equip Replacement	9,901,000	11,330,290	-	-	-	-	-		2,875,309	2,101,410	1,966,025	1,402,117	416,750	2,568,678
CIP0004	Bus Maint Equip Replacement	3,968,000	2,118,904	-	-	-	-	-		985,000	756,053	707,344	504,459	149,940	(983,892)
CIP0005	Bus Rehabilitation Program	56,880,000	57,216,689	39,452,822	-	-	119,578	-		10,304,388	2,643,949	2,473,611	1,764,114	524,346	(66,119)
CIP0143	Bus Vehicle Preventive Maint.	1,000,000	-	-	-	-	-	-		-	-	-	-	-	-
CIP8024	Future Bus Maint/Overhaul Proj	1,006,000	-	-	-	-	-	-		-	-	-	-	-	-
Bus Maintenance/Overhaul		72,755,000	70,665,883	39,452,822	-	-	119,578	-		14,164,697	5,501,412	5,146,980	3,670,690	1,091,036	1,518,667
CIP0084	Andrews Federal Bus Garage	-	2,505	-	-	-	-	-		2,505	-	-	-	-	(0)
CIP0085	Cinder Bed Rd. Bus Garage	-	(443,968)	-	-	-	-	-		(443,968)	-	-	-	-	-
CIP0311	Bladensburg Bus Garage Rehabilitation	83,178,000	71,286,007	58,221,352	-	-	6,368,516	-		5,223,676	365	341	243	72	1,471,441
CIP0312	4 Mile Run Bus Garage Rehabilitation	-	-	-	-	-	-	-		306,001	-	-	-	-	(306,001)
CIP0315	Northern Bus Garage Replacement	104,920,000	124,011,950	98,151,292	-	-	949,964	-		9,784,453	-	-	-	-	15,126,241
CIP0319	Bus Maintenance Facility SOGR	250,000	47,847	-	-	-	-	-		77,384	11,557	10,813	7,711	2,292	(61,911)
CIP0376	Western Bus Garage Rehab	24,000,000	22,893,949	-	-	-	-	-		352,004	-	-	-	-	22,541,946
CIP0383	Cinderbed Electric Bus Garage	2,940,000	58,042	-	-	-	53,795	-		4,247	-	-	-	-	-
CIP8025	D&E Bus Maint. Facility Impv	-	(32,458)	-	-	-	-	-		-	1,366	1,278	911	271	(36,285)
Bus Maintenance Facilities		215,288,000	217,823,873	156,372,644	-	-	7,372,275	-		15,306,301	13,288	12,432	8,866	2,635	38,735,431
CIP0220	Bus Planning Studies Program	1,080,000	586,608	-	-	-	512,418	-		74,190	-	-	-	-	-
CIP0221	Bus Customer Facility Impv	11,381,995	5,947,226	1,885,465	-	-	-	-		4,354,349	1,758	1,645	1,173	349	(297,512)
CIP0254	Bus Priority Prgm Development	4,737,000	3,728,912	-	-	-	1,100,767	-		1,859,832	270,990	253,531	180,812	53,743	9,238
CIP0266	Historic Bus Loop and Facility Rehabilitation	-	286,391	-	-	-	-	-		171,412	62,625	58,590	41,785	12,420	(60,440)
CIP0275	New Carrollton Garage and Bus Bays	9,945,000	11,733,027	-	-	-	7,364,898	-		4,579,260	910	852	607	181	(213,681)
CIP0322	Bus Pass Facil Improvements	-	(660)	-	-	-	-	-		13,225	(7,200)	(6,736)	(4,804)	(1,428)	6,283
CIP0326	Real-time Bus and Rail Data Feed Dev	-	503	-	-	-	-	-		2,514	-	-	-	-	(2,011)
CIP0396	Better Bus Implementation	6,000,000	4,336,678	-	-	-	-	-		3,217,573	-	-	-	-	1,119,105
Bus Passenger Facilities/Systems		33,143,995	26,618,685	1,885,465	-	-	8,978,083	-		14,272,355	329,083	307,882	219,573	65,264	560,981
Bus and Paratransit Investments		386,201,995	373,514,308	234,580,510	-	1,047,054	16,469,936	-		62,106,357	6,111,971	5,718,203	4,078,072	1,212,122	42,190,082
CIP0043	Bus Ops Mgmt. Software	6,629,000	3,282,255	-	-	-	2,323	-		1,103,767	760,875	711,855	507,676	150,896	44,861
CIP0056	Rail Ops Mgmt. Software	929,000	122,386	-	-	-	-	-		307,099	-	-	-	-	(184,712)
CIP0215	Rail Scheduling System Upgrade	-	59,663	-	-	-	-	-		59,663	-	-	-	-	-
CIP0259	Employee Timekeeping System	2,000,000	801,983	-	-	-	718,808	-		22,088	-	-	-	-	61,088
CIP0269	Asset Management Software	837,000	746,913	-	-	-	20,892	-		238,548	218,761	204,667	145,963	43,385	(125,304)
CIP0330	IT Data Center	2,529,000	2,121,387	-	-	-	-	-		2,471,400	-	-	-	-	(350,013)
CIP0331	ERP Software Replacement	54,509,340	44,756,633	-	-	-	-	-		37,033,083	5,387,584	5,040,485	3,594,741	1,068,462	(7,367,721)
CIP0342	IT Hardware SOGR	14,977,000	15,073,428	-	-	-	1,000,000	-		6,041,832	2,711,066	2,536,404	1,808,896	537,657	437,572
CIP0344	IT Program Management	-	4,117	-	-	-	14,305	-		(7,258)	-	-	-	-	(2,930)
CIP0357	Cyber Legacy Technology	4,806,000	6,350,002	-	-	-	-	-		1,079,282	1,880,770	1,759,600	1,254,900	372,993	2,456
CIP0358	IT Business System Support	17,670,090	17,538,055	-	-	-	16,059,889	-		1,261,674	-	-	-	-	216,492
CIP0359	IT Shared Services	3,931,390	2,839,806	-	-	-	3,218,447	-		-	-	-	-	-	(378,641)
CIP0360	IT Transit Systems	12,332,000	7,348,880	-	-	-	8,153,615	-		-	-	-	-	-	(804,735)
CIP0361	SOA Program	1,600,000	3,680	-	-	-	92,963	-		-	-	-	-	-	(89,283)
CIP0362	IV&V Program	200,000	-	-	-	-	-	-		-	-	-	-	-	-
CIP0384	Small IT Projects	1,953,000	408,645	-	-	-	631,541	-		150,845	-	-	-	-	(373,740)
CIP8029	D&E IT Improvements	6,067,000	5,008,540	-	-	1,069,180	4,346,921	-		(479,875)	-	-	-	-	72,314
CIP8030	Future IT Projects	1,849,000	1,029,750	-	-	-	-	-		-	-	-	-	-	1,029,750
IT		132,818,820	107,496,121	-	-	1,069,180	34,259,703	-		49,282,145	10,959,057	10,253,011	7,312,177	2,173,393	(7,812,545)

Note: All figures are preliminary and unaudited; chart and table totals may not sum due to independent rounding.

TABLE 4: CAPITAL PROGRAM EXPENDITURES BY FUND SOURCE (CON'T)

CIP	PROJECT NAME	FY2025 CURRENT BUDGET	FY2025 ACTUALS[1]	FORUMULA[2]	PRIIA[2]	OTHER FEDERAL[2]	SYSTEM PERF	REIMBURSE/PLANNING/ OTHER	JURISDICTIONAL REIMBURSABLE - OPEN RECEIVABLE	DEBT	DISTRICT OF COLUMBIA DED. FUND.	STATE OF MARYLAND DED. FUND.	COMMONEWEALTH OF VIRGINIA - NONRESTRICTED DED. FUND.	COMMONWEALTH OF VIRGINIA - RESTRICTED FUND.	NET ACCRUALS
CIP0102	MTPD District III Substation	1,000,000	849,074	-	-	-	-	-		791,168	-	-	-	-	57,906
CIP0127	Support Equipment MTPD	4,750,000	2,623,911	399,405	-	1,065,548	-	-		210,605	248,511	232,500	165,813	49,284	252,244
MTPD		5,750,000	3,472,985	399,405	-	1,065,548	-	-		1,001,774	248,511	232,500	165,813	49,284	310,149
CIP0009	Service Vehicle Replacement	14,628,000	12,144,803	-	-	-	160,600	-		4,054,334	2,578,550	2,412,425	1,720,478	511,376	707,040
CIP0010	Environmental Compliance Prgm	13,273,000	11,519,685	-	-	-	-	-		2,280,255	3,069,795	2,872,021	2,048,250	608,800	640,564
CIP0034	Revenue Collection Facility	48,000	5,027	-	-	-	5,027	-		-	-	-	-	-	-
CIP0036	Procurement Program Support	13,292,146	9,555,490	-	-	-	8,323,916	-		1,663,156	-	-	-	-	(431,581)
CIP0039	System Planning & Development	3,018,326	4,034,666	-	-	-	3,167,566	-		1,266,533	-	-	-	-	(399,432)
CIP0099	Joint Development Prgm Support	3,425,000	2,015,212	-	-	-	1,304,314	-		392,068	-	-	-	-	318,830
CIP0101	INCP Capital Management	1,236,000	1,021,915	-	-	-	902,923	-		55,964	-	-	-	-	63,028
CIP0131	Capital Financing Support	2,000,000	640,113	-	-	-	561,215	-		78,897	-	-	-	-	-
CIP0150	Non-Rev Facility Fire Systems	2,833,000	2,397,558	-	1,173,358	-	-	-		1,304,326	25,799	24,137	17,214	5,116	(152,392)
CIP0170	Roof Rehab & Replacement	12,216,079	10,845,040	-	-	-	-	-		11,470,876	-	-	-	-	(625,836)
CIP0197	Non-Revenue Facilities	8,964,000	9,193,122	-	-	-	-	-		10,566,739	-	-	-	-	(1,373,617)
CIP0212	Sustainability Program Support	3,136,000	2,531,109	-	-	-	2,092,007	-		445,931	-	-	-	-	(6,829)
CIP0213	Capital Program Management	24,954,000	24,517,283	-	-	-	16,988,387	-		6,485,317	-	-	-	-	1,043,579
CIP0270	CAPD Program Support	35,512,000	31,147,212	-	-	-	28,914,408	-		4,723,136	-	-	-	-	(2,490,332)
CIP0273	Facility Improvements	3,645,000	1,884,443	-	-	-	42,731	-		1,710,228	48,328	45,215	32,246	9,584	(3,890)
CIP0277	Supply Chain Modernization	800,000	969,128	-	-	-	-	-		846,860	-	-	-	-	122,268
CIP0324	Cap Program Financial Support	1,500,000	525,261	-	-	-	381,295	-		-	-	-	-	-	143,967
CIP0335	Office Consolidation - DC	9,100,000	7,486,485	-	-	-	-	-		5,463,659	-	-	-	-	2,022,826
CIP0337	Office Consolidation - VA	3,450,000	4,850,528	-	-	-	1,422,916	-		5,815,604	-	-	-	-	(2,387,992)
CIP0338	Office Consolidation - MD	2,500,000	2,180,348	-	-	-	2,608,325	-		1,177,212	-	-	-	-	(1,605,189)
CIP0397	Back Up MICC- CTF	250,000	138,312	-	-	-	-	-		132,468	-	-	-	-	5,845
CIP0339	Emergency Egress Improvements	1,990,000	1,336,957	-	-	-	-	-		308,135	361,073	337,811	240,918	71,608	17,412
CIP0347	Acct Capital Program Support	2,417,689	2,701,128	-	-	-	657,439	-		2,056,484	-	-	-	-	(12,795)
CIP0371	West Falls Church Land Develop	150,000	-	-	-	-	-	-		-	-	-	-	-	-
CIP0373	Interim OCC	5,300,000	9,040,229	-	-	-	3,315,264	-		2,796,823	2,602	2,435	1,736	516	2,920,853
CIP0381	Center of Excellence Dept	1,700,000	1,532,642	-	-	-	-	-		850,090	-	-	-	-	682,553
CIP0382	Content Management Sys Upgrade	2,581,000	1,125,149	-	-	-	1,125,149	-		-	-	-	-	-	-
CIP0390	Web Tech - FY25	2,700,000	2,675,028	-	-	-	668,757	-		668,757	-	-	-	-	1,337,514
CIP0391	Tool Systems - FY25	1,300,000	1,656,697	-	-	-	753,044	-		301,218	-	-	-	-	602,435
CIP0392	Transit Systems - FY25	1,450,000	1,215,118	-	-	-	540,052	-		405,039	-	-	-	-	270,026
CRB0005	Planning Support for DC	1,000,000	965,100	-	-	-	-	865,919		-	-	-	-	-	99,181
CRB0009	Planning Support for MD	1,000,000	127,937	-	-	-	-	930,218		-	-	-	-	-	(802,281)
CRB0018	Planning Support for VA	1,000,000	474,899	-	-	-	-	501,096		-	-	-	-	-	(26,196)
CIP8033	D&E Support Equip Improvements	-	59,576	-	-	-	-	-		196,749	-	-	-	-	(137,173)
CIP8034	Future Support Equip Projects	300,000	167,113	-	-	-	167,113	-		-	-	-	-	-	-
Support Equipment/Services		182,669,240	162,680,313	-	1,173,358	-	74,102,449	2,297,233		67,516,857	6,086,148	5,694,044	4,060,842	1,207,001	542,382
Business Support Investments		321,238,060	273,649,419	399,405	1,173,358	2,134,728	108,362,152	2,297,233		117,800,776	17,293,716	16,179,555	11,538,832	3,429,678	(6,960,014)
Total Capital Programs		2,319,228,062	1,840,245,346	381,957,903	167,107,239	3,319,609	191,248,422	46,617,573	5,908,462	689,879,994	97,932,995	91,623,587	65,343,528	19,422,006	79,884,029

Note:
1. Negative expenditures can be attributed to corrections to payroll or invoice expenses related to prior fiscal years.
2. Formula, PRIIA, and Other Federal columns include local match contributions.

Note: All figures are preliminary and unaudited; chart and table totals may not sum due to independent rounding.

TABLE 5: RECEIPT AND UTILIZATION OF JURISDICTIONAL CONTRIBUTIONS

JURISDICTION	FY2025 BUDGETED ALLOCATION	Q4 CAPITAL CONTRIBUTION BILLED	Q4 CAPITAL CONTRIBUTION PAID	YTD CAPITAL CONTRIBUTION BILLED	YTD CAPITAL CONTRIBUTION PAID	YTD UTILIZATION OF JURISDICTION CAPITAL CONTRIBUTION
District of Columbia	**109,364,714**	**26,575,626**	29,210,684	**109,364,714**	**109,364,714**	**96,607,252**
Montgomery County	50,477,967	12,266,146	12,266,146	50,477,967	50,477,967	44,589,681
Prince George's County	52,050,539	12,648,281	12,648,281	52,050,539	52,050,539	45,978,811
Maryland Subtotal	**102,528,506**	**24,914,427**	**24,914,427**	**102,528,506**	**102,528,506**	**90,568,492**
City of Alexandria	13,757,591	3,343,094	3,343,094	13,757,591	13,757,591	12,152,759
Arlington County	24,786,867	6,023,209	6,023,209	24,786,867	24,786,867	21,895,464
City of Fairfax	772,368	187,686	187,686	772,368	772,368	682,271
Fairfax County	44,148,698	10,728,133	10,728,133	44,148,698	44,148,698	38,998,725
City of Falls Church	851,674	206,956	206,956	851,674	851,674	752,326
Loudoun County	5,850,701	1,421,720	1,421,720	5,850,701	5,850,701	5,168,213
Virginia Subtotal	**90,167,899**	**21,910,798**	**21,910,798**	**90,167,899**	**90,167,899**	**79,649,758**
Federal Formula Match & System Performance Subtotal	**302,061,119**	**73,400,851**	**76,035,909**	**302,061,119**	**302,061,119**	**266,825,502**
District of Columbia	49,500,000	**12,375,000**	12,375,000	49,500,000	49,500,000	**28,049,772**
State of Maryland	49,500,000	**12,375,000**	12,369,170	49,500,000	49,494,170	**28,049,772**
Commonwealth of Virginia	49,500,000	**12,375,000**	12,375,000	49,500,000	49,500,000	**28,049,772**
State and Local PRIIA Subtotal	**148,500,000**	**37,125,000**	**37,119,170**	**148,500,000**	**148,494,170**	**84,149,315**
District of Columbia	**1,000,000**	**243,000**	**243,000**	**1,000,000**	**1,000,000**	**865,919**
Montgomery County	492,331	119,636	119,636	492,331	492,331	457,975
Prince George's County	507,669	123,364	123,364	507,669	507,669	472,243
Maryland Subtotal	**1,000,000**	**243,000**	**243,000**	**1,000,000**	**1,000,000**	**930,218**
City of Alexandria	152,576	37,076	37,076	152,576	152,576	76,455
Arlington County	274,898	66,801	66,801	274,898	274,898	137,750
City of Fairfax	8,566	2,082	2,082	8,566	8,566	4,292
Fairfax County	489,629	118,981	118,981	489,629	489,629	245,351
City of Falls Church	9,445	2,295	2,295	9,445	9,445	4,733
Loudoun County	64,886	15,767	15,767	64,886	64,886	32,514
Virginia Subtotal	**1,000,000**	**243,002**	**243,002**	**1,000,000**	**1,000,000**	**501,096**
Project Planning Subtotal	**3,000,000**	**729,002**	**729,002**	**3,000,000**	**3,000,000**	**2,297,233**
District of Columbia	**178,500,000**	**89,250,000**	**89,250,000**	**178,500,000**	**178,500,000**	**97,932,995**
State of Maryland	**167,000,000**	**40,915,000**	**40,915,000**	**167,000,000**	**167,000,000**	**91,623,587**
Commonwealth of Virginia - Non-Restricted	122,900,000	31,970,808	31,970,808	126,128,034	126,128,034	65,343,528
Commonwealth of Virginia - Restricted	31,600,000	6,654,192	6,654,192	28,371,966	28,371,966	19,422,006
Commonwealth of Virginia Subtotal	**154,500,000**	**38,625,000**	**38,625,000**	**154,500,000**	**154,500,000**	**84,765,534**
Dedicated Funding Subtotal	**500,000,000**	**168,790,000**	**168,790,000**	**500,000,000**	**500,000,000**	**274,322,116^**
Total Jurisdictional Contributions	**953,561,119**	**280,044,853**	**282,674,081**	**953,561,119**	**953,555,289**	**627,594,165**

Note:
^ Dedicated Funding Utilization does not include debt service.

Note: All figures are preliminary and unaudited; chart and table totals may not sum due to independent rounding.

TABLE 6: REPROGRAMMING

PCR #	Action Type	Date	CIP #	CIP Name	FY2025 Action	Outyears (FY2026-2030) Action	Total	Primary Reason for Change	Comments
594	Reprogramming	4/25/2025	CIP0005	High Coverage Bus Operator Shields	0	16,623	16,623	Scope	This action initiates a capital project to install high coverage operating shields on metrobus.
576	Reprogramming	4/25/2025	CIP0341	Huntington Garage- Standpipe Emergency Work	0	0	0	Scope	This action initiates a capital project to replace standpipe at Huntington Station North Parking Garage
577	Reprogramming	4/11/2025	CIP0243	L'Enfant Plaza Metrorail Station ADA Improvements	25	-25	0	Schedule	This action adjusts cashflow for L'Enfant Plaza ADA Improvements. There is no change to total budget.
579	Reprogramming	4/11/2025	CIP0185	Escalator Replacement - 2021 Contract	0	0	0	Scope	This action adds scope to the current escalator replacement effort to include six escalators at Foggy Bottom Metrorail Station. There is no change to total budget.
582	Reprogramming	4/11/2025	CIP0319	Bush Wash Replacement Parts - Montgomery Bus Garage	200	0	200	Scope	This action initiates a capital project to repair the bus wash at Montgomery Bus Garage.
585	Reprogramming	4/11/2025	CIP0331	Enterprise Resource Planning (ERP) Software Purchase and Installation	(1,566)	-9,019	(10,585)	Scope	This action uses available budget to add scope to the ERP replacement effort to onboard a SME and project management team
585	Reprogramming	4/11/2025	CIP0331	ERP Review and PMO Consulting	1,566	9,019	10,585	Scope	This action adds scope to the ERP replacement effort to onboard a SME and project management team.
577 582 594	Reprogramming	4/25/2025	CIP0247	Emerging System Rehabilitation	(225)	(16,598)	(16,823)	Scope, Schedule	Uses Emerging System Rehabilitation to initiate a capital project, facilitate cashflow adjustments, and advances new needs.
No reprogramming actions applicable to the FY2025 Capital Program were approved in May 2025.									
596	Reprogramming	6/1/2025	CIP0005	Bus Rehabilitation Program	5,000	0	5,000	Cost Estimate	This action increases budget for Bus Rehabilitation for increased cost of repair parts
596	Reprogramming	6/1/2025	CIP0024	Track Rehabilitation Program	13,000	0	13,000	Cost Estimate	This action increases Track Rehabilitation Program Budget for bus bridges and labor to support extended shutdowns and the Purple Line construction.
596	Reprogramming	6/1/2025	CIP0073	Escalator Rehabilitation Program	4,000	0	4,000	Cost Estimate	This action increases budget for Escalator Rehabilitation Program for equipment/material payment to vendor of cancelled contract.
596	Reprogramming	6/1/2025	CIP0358	Public Web O&M	(1,395)	-	(1,395)	Cost Estimate	This action reassigns PID11593 Public Web O&M from CIP0358_09 IT Business Systems Support - Public Web to CIP0390-01 Web Tech - Public Web - FY25.
596	Reprogramming	6/1/2025	CIP0390	Public Web O&M	1,395	-	1,395	Cost Estimate	This action reassigns PID11593 Public Web O&M from CIP0358_09 IT Business Systems Support - Public Web to CIP0390-01 Web Tech - Public Web - FY25.
596	Reprogramming	6/1/2025	CIP0360	Passenger Information Display System (PIDS) O&M	(1,450)	0	(1,450)	Cost Estimate	This action reassigns PID11600 Passenger Infromation Display System (PIDS) O&M from CIP0360_03 IT Transit Systems - PIDS to CIP0392_02 Transit Systems - FY25 - PIDS - FY25.
596	Reprogramming	6/1/2025	CIP0392	Passenger Information Display System (PIDS) O&M	1,450	0	1,450	Cost Estimate	This action reassigns PID11600 Passenger Infromation Display System (PIDS) O&M from CIP0360_03 IT Transit Systems - PIDS to CIP0392_02 Transit Systems - FY25 - PIDS - FY25.
606	Reprogramming	6/1/2025	CIP0006	Bus Fleet Replacement	(90,000)	0	(90,000)	Schedule	This action reduces for the Bus Fleet Replacement Program to accommodate a change in procurement schedule. FY25 expenditure was lower than forecast.
606	Reprogramming	6/1/2025	CIP0010	Storage Tank Replacement	(4,500)	0	(4,500)	Schedule	This action adjusts cashflow for the Storage Tank Replacement project. Remaining project budget will be aligned to approved total project cost during annual planning.
606	Reprogramming	6/1/2025	CIP0025	Prime Mover Replacement	(7,500)	0	(7,500)	Schedule	This action adjusts cashflow for Prime Mover Replacement. Remaining project budget will be aligned to approved total project cost during annual planning.
606	Reprogramming	6/1/2025	CIP0059	8000 Series Railcar Acquistion	(5,800)	0	(5,800)	Schedule	This action adjusts cashflow for 8000 Series Railcar Acquisition. Remaining project budget will be aligned to approved total project cost during annual planning.
606	Reprogramming	6/1/2025	CIP0088	Station Entrance Canopies Installation	(5,000)	0	(5,000)	Schedule	This action adjusts cashflow for Station Entrance Canopies Installation. Remaining project budget will be aligned to approved total project cost during annual planning.

Note: All figures are preliminary and unaudited; chart and table totals may not sum due to independent rounding.

TABLE 6: REPROGRAMMING (CON'T)

PCR #	Action Type	Date	CIP #	CIP Name	FY2025 Action	Outyears (FY2026-2030) Action	Total	Primary Reason for Change	Comments
606	Reprogramming	6/1/2025	CIP0132	Escalator and Elevator Overhaul	(6,000)	0	(6,000)	Schedule	This action adjusts cashflow for Escalator and Elevator Overhaul. Remaining project budget will be aligned to approved total project cost during annual planning
606	Reprogramming	6/1/2025	CIP0185	Escalator Replacement	15,000	0	15,000	Schedule	This action adjusts cashflow for Escalator Replacement. Additional units were added to the work plan and will be covered under the current total project cost. Remaining project budget will be aligned to approved total project cost during annual planning.
606	Reprogramming	6/1/2025	CIP0219	Station Platform Edge Lighting Replacement	(15,000)	0	(15,000)	Schedule	This action adjusts cashflow for Station Platform Edge Lighting Replacement. Remaining project budget will be aligned to approved total project cost during annual planning.
606	Reprogramming	6/1/2025	CIP0219	Site Lighting Replacement	(12,000)	0	(12,000)	Schedule	This action adjusts cashflow for Site Lighting Replacement. Remaining project budget will be aligned to approved total project cost during annual planning.
606	Reprogramming	6/1/2025	CIP0241	Flood Resiliency Design	200	0	200	Schedule	This action adjusts cashflow for Flood Resiliency Design - Phase 2. Remaining project budget will be aligned to approved total project cost during annual planning.
606	Reprogramming	6/1/2025	CIP0251	Train Control Room Renewal	(10,000)	0	(10,000)	Schedule	This action adjusts cashflow for Train Control Room Renewal. Remaining project budget will be aligned to approved total project cost during annual planning.
606	Reprogramming	6/1/2025	CIP0253	Traction Power	(14,000)	0	(14,000)	Schedule	This action adjusts cashflow for Traction Power. Remaining project budget will be aligned to approved total project cost during annual planning.
606	Reprogramming	6/1/2025	CIP0255	Fare Vending Machine Replacement	(17,000)	0	(17,000)	Schedule	This action adjusts cashflow for Fare Vending Machine Replacement. Remaining project budget will be aligned to approved total project cost during annual planning.
606	Reprogramming	6/1/2025	CIP0255	Fare Collection Back-end Software System Update	(11,000)	0	(11,000)	Schedule	This action adjusts cashflow for Fare Collection Back-end Software System Update. Remaining project budget will be aligned to approved total project cost during annual planning.
606	Reprogramming	6/1/2025	CIP0256	7000 Series Railcar Acquisition	(3,000)	0	(3,000)	Schedule	This action adjusts cashflow for 7000 Series Railcar Acquisition. Remaining project budget will be aligned to approved total project cost during annual planning.
606	Reprogramming	6/1/2025	CIP0256	7000 Series Railcar Inter-Car Barrier	(6,000)	0	(6,000)	Schedule	This action adjusts cashflow for 7000 Series Railcar Inter-Car Barrier. Remaining project budget will be aligned to approved total project cost during annual planning.
606	Reprogramming	6/1/2025	CIP0275	New Carrollton Parking Garage	(8,000)	0	(8,000)	Schedule	This action adjusts cashflow for New Carrollton Parking Garage. Remaining project budget will be aligned to approved total project cost during annual planning.
606	Reprogramming	6/1/2025	CIP0297	Union Station First Street Entrance Improvements	(9,000)	0	(9,000)	Schedule	This action adjusts cashflow for Union Station First Street Entrance Improvements. Remaining project budget will be aligned to approved total project cost during annual planning.
606	Reprogramming	6/1/2025	CIP0305	Sewage Ejector Replacement	(7,000)	0	(7,000)	Schedule	This action adjusts cashflow for Sewage Ejector Replacement. Remaining project budget will be aligned to approved total project cost during annual planning.
606	Reprogramming	6/1/2025	CIP0308	Station Platform Rehab Phase 3	1,000	0	1,000	Schedule	This action adjusts cashflow for Station Platform Edge Lighting Replacement. Remaining project budget will be aligned to approved total project cost during annual planning.
606	Reprogramming	6/1/2025	CIP0310	Station Platform Rehabilitation - Phase 4	1,900	0	1,900	Schedule	This action adjusts cashflow for Station Platform Rehabilitation - Phase 4. Remaining project budget will be aligned to approved total project cost during annual planning.
606	Reprogramming	6/1/2025	CIP0315	Northern Bus Garage Replacement	(40,000)	0	(40,000)	Schedule	This action adjusts cashflow for Northern Bus Garage Replacement. Remaining project budget will be aligned to approved total project cost during annual planning.

Note: All figures are preliminary and unaudited; chart and table totals may not sum due to independent rounding.

TABLE 6: REPROGRAMMING (CON'T)

PCR #	Action Type	Date	CIP #	CIP Name	FY2025 Action	Outyears (FY2026-2030) Action	Total	Primary Reason for Change	Comments
606	Reprogramming	6/1/2025	CIP0331	ERP Purchase and Installation	(36,000)	0	(36,000)	Schedule	This action adjusts cashflow for ERP Purchase and Installation. Remaining project budget will be aligned to approved total project cost during annual planning.
606	Reprogramming	6/1/2025	CIP0338	Office Consolidation - Maryland	2,500	0	2,500	Schedule	This action adjusts cashflow for Office Consolidation - Maryland. Remaining project budget will be aligned to approved total project cost during annual planning.
606	Reprogramming	6/1/2025	CIP0348	Structural Package A	(5,000)	0	(5,000)	Schedule	This action adjusts cashflow for Structural Package A. Remaining project budget will be aligned to approved total project cost during annual planning.
606	Reprogramming	6/1/2025	CIP0375	Shaft Structural Rehabilitation	(11,000)	0	(11,000)	Schedule	This action adjusts cahsflow for Shaft Structural Rehabilitation. Remaining project budget will be aligned to approved total project cost during annual planning.
606	Reprogramming	6/1/2025	CIP8019	Silver Line Phase 1 Signange Condition Assessment	400	0	400	Schedule	This action adjusts cashflow for Silver Line Phase 1 Signage Condition Assessment and is supported by underspend in previous fiscal years.
617	Reprogramming	6/1/2025	CIP0102	Metro Transit Police Department (MTPD) District III Substation Construction	1,000	0	1,000	Scope	This action adds scope for exterior barriers, exterior signs, LEED certification, punchlist items, and additional internal labor.
618	Reprogramming	6/1/2025	CIP0374	Solar Site Lease - Associated WMATA Capital Investments	2,500	0	2,500	Cost Estimate	This action increases budget for Solar Site Lease for construction delays and increased costs associated with a transition between contractor and vendors, additional utility work, and parkng lot restoration.
619	Reprogramming	6/1/2025	CIP0252	AC Power Program Support	8,000	0	8,000	Schedule	This action adjusts cashflow for AC Program Support. Remaining project budget will be aligned to approved total project cost during annual planning.
619	Reprogramming	6/1/2025	CIP0252	AC Power Room Rehabilitation - Package 1	6,000	0	6,000	Schedule	This action adjusts cashflow for AC Power Room Rehabilitation Package 1 and adds scope for an additional location at Crystal City. Remaining project budget will be aligned to approved total project cost during annual planning.
619	Reprogramming	6/1/2025	CIP0252	AC Power Room Rehabilitation - Package 2	15,000	0	15,000	Schedule	This action adjusts cashflow for AC Power Room Rehabilitation - Package 2. Remaining project budget will be aligned to approved total project cost during annual planning.
620	Reprogramming	6/1/2025	CRB0013	Potoamc Yard Metrorail Station Analysis	11,000	0	11,000	Scope	This action adds scope to Potomac Yard Station construction for additional fill material, contaminated soil removal and remediation, wetlad restoration and increases budget for additional cost for cable trough and duct bank construction.
622	Reprogramming	6/1/2025	CIP0376	Western Bus Garage - Land Acquisition and NEPA	22,300	0	22,300	Scope	This action increases budget for Western Bus Garage Land Acquisition to set additional funds aside in escrow.
596 606 617 618 619 620 622	Reprogramming	6/25/2025	CIP0247	Emerging System Rehabilitation	214,000	0	214,000	Scope, Schedule, Cost Estimate	Uses Emerging System Rehabilitation to adjust cashflow, add scope, and increasing budget for various capital projects.
	Total				-	-	-		

Action Type Definitions

Amendments: actions approved by the Board of Directors modifying the CIP.

Administrative: actions taken for internal tracking or management purposes.

Reprogramming: a change to the scope, schedule, or six-year total cost of the project.

Cash Flow Management: a change between years of the six-year program that results in no net cost change to the project.

Note: All figures are preliminary and unaudited; chart and table totals may not sum due to independent rounding.

TABLE 7: PROCUREMENT ACTIONS

Date	CIP	Contract Number	Description	Vendor	Action Type	Amount
4/2/2025	CIP0374_01	20-01-SOLAR-A	Solar Joint Development RFP #20-01 Solar Ground Leases Tenant: Solar Star Track Cheverly, LLC MOD #1 - Paving - Full Depth Reclamation (FDR)	Solar Star Track Anacostia, LLC By: Goldman Sachs Renewable Power Operating Company, LLC	Contract Modification	250,660
4/2/2025	CIP0024_25	FTRST233241	To Exercise Option Year 1	Progress Rail Services Corp.	Options	1,655,753
4/2/2025	CIP0152_04, CIP0152_06, CIP0152_07, CIP0152_08, CIP0010_02, CIP0197_02, CIP0010_07, CIP0221_03	FQ2024	RBIR-0006_Staff Augmentation RBIR Construction Inspectors	Gannett Fleming Engineers and Architects, P.C.	Task Orders	3,097,039
4/3/2025	N/A	C20180	Parking Services - On Call	Laz Parking Mid-Atlantic, LLC	Contract Modification	61,387
4/8/2025	1/6/1900	FBMNT211101	General Engineer Consultant Technical and other Support Services	STV, Inc.	Options	6,887,274
4/14/2025	N/A	C20013A	Issued for the Inspection and Diagnosis, Labor and Repair of Car Hoist 6N at the Greenbelt S&I shop	Sissco	Task Orders	25,552
4/14/2025	CIP0246	FQ2024P	DCMO and CAD/BIM Support Services	Parsons Transportation Group, Inc.	Task Orders	7,840,086
4/15/2025	CRB0018	FQ15190A-22-PLAN-10	Master Contract #FQ15190A A/E General Planning Services MATOC-IDIQ Task: Staff Augmentation Vienna Bus Transfer D&E Feasibility Assessment MOD #1 - Administrative - Close-out / No cost (Verified Paid amount totaling $198,040.42)	AECOM Technical Services, Inc.	Contract Modification	-
4/15/2025	CIP0063	CCMNT25146-NS	Overhaul of 7K Vital Relays Added Quantity for Base Year 2 and Option Year 1; Exercised Year 1 Option Cancelled Option Years 2 and 3	RDG, LLC	Contract Modification	(68,290)
4/15/2025	CIP0063	CCMNT25146-NS	Overhaul of 7K Vital Relays Added Quantity for Base Year 2 and Option Year 1, Exercised Year 1 Option, and Cancelled Option Years 2 and 3.	RDG, LLC	Options	853,145
4/15/2025	CIP0024_25	C20088A	Bus Shuttle Services: Weekend Shut Down	Transportation Management Services	Task Orders	459,330
4/20/2025	0341_05	ATOC233278	C15 Huntington Parking Garage North - Standpipe Replacement	Signature Renovations	Task Orders	520,863
4/21/2025	N/A	CPLAN244400	This cloud-based Software as a Service (SaaS) will be used to manage energy, liquid fuel, and utility data for WMATA assets.	EnergyCAP, LLC	RFP	718,841
4/22/2025	N/A	FIT01244350	Dulles Wi-Fi Project Parts	James Electrical Control, Inc.	IFB	170,495
4/22/2025	CIP0284_01	FQ19093 (A)	ATC & Armored Power Cables - IDIQ Category (A) Multi-Conductor ATC Cables Overages	Anixter, Inc.	Task Orders	6,179
4/23/2025	N/A	CPLAN222056-KJC	Bus Planning Software - Option Year 3	Via Transportation, Inc.	Options	245,365
4/24/2025	CIP0102	FQ16036-22-001 PCO12 (PICO 4537)	Integrating Additional Scope Items, Time Extension and Implementation for LEED Certification	Potomac Construction Co, Inc.	Contract Modification	153,139
4/25/2025	CIP0376	RFQ-25-CATOC25017 (PICO 4698)	1- Installation of window protection on the northeast side of the building. 2- install security bar on double interior door. 3- Removal of additional awning and chiller ladder that was not in original Scope of Work.	ADP Consultants, Inc.	Contract Modification	28,125
4/28/2025	CIP0270_01	FQ2024	Construction Project Schedulers	Gannett Fleming	Task Orders	1,024,261
4/29/2025	N/A	CTRST255153	Fencing Hardware & Tools	Wahlberg Texas Corporation	IFB	299,832
4/30/2025	CIP0246	CATOC255161	Autodesk Archictecture and Engineering and Construction Collection Software	DLT Solutions, LLC	RFP	522,220
4/30/2025	CIP0005_03	N/A	Bus Driver Barrier Shields	Wabtec	RFP	14,919,000
4/30/2025	CIP0025_03	FQ18033	FQ18033-RAIL-0002 CO #08 (CN #07) Automated Track Inspection	Louis Berger/Urban Engineers JV	Contract Modification	99,346
4/30/2025	CIP358_01	F20101_SS_07	Extending the WITSS Business Systems Task Order (Contract No. F20101_22_SS_T0002) by 2 months.	Digital Mobile - OSP Razor Holdings LLC	Contract Modification	2,467,570
5/2/2025	CIP0348	FIRPG211113	PICO 4545 Naylor Road Drain Removal	W M Schlosser	Contract Modification	41,042
5/4/2025	0252_04	FQ19218	Panel D Replacement	Helix Electric, Inc.	Contract Modification	33,459
5/5/2025	CIP0262_01	FIRPG211179	PICO 4705 General and Railroad Insurance Extension through November 2025	Sovereign Hydroseal East, Inc.	Contract Modification	2,027,097

Note: All figures are preliminary and unaudited; chart and table totals may not sum due to independent rounding.

TABLE 7: PROCUREMENT ACTIONS

Date	CIP	Contract Number	Description	Vendor	Action Type	Amount
5/6/2025	CIP0270_01	FQ2024	Construction Project Schedulers	AECOM/STV JV	Task Orders	238,929
5/6/2025	CIP0270_01	FQ2024	Construction Project Schedulers	DHA/RKK JV	Task Orders	562,694
5/6/2025	CIP0270_01	FQ2024	Construction Project Schedulers	HNTB	Task Orders	596,793
5/6/2025	CIP0381	FQ2024	WMATA Training Facility - PM/CM Staff Augmentation	WSP	Task Orders	7,902,790
5/7/2025	CIP0374_01	20-01-SOLAR-A	Solar Joint Development RFP #20-01 Solar Ground Leases Tenant: Solar Star Track Southern Avenue 2, LLC --- Southern Avenue EAST --- (MOD #2 - Striping, Power Panel upgrade, & GET's relocations)	Solar Star Track Anacostia, LLC By: Goldman Sachs Renewable Power Operating Company, LLC	Contract Modification	219,549
5/7/2025	CIP0374_01	20-01-SOLAR-A	Solar Joint Development RFP #20-01 Solar Ground Leases Tenant: Naylor Road Metro Station (MOD #1 - GETs ADA Compliance)	Solar Star Track Anacostia, LLC By: Goldman Sachs Renewable Power Operating Company, LLC	Contract Modification	112,418
5/8/2025	CIP0024_25	C20088A	Weekend Shut down: Eastern Market and Cheverly/Addison Station	Transportation Management Services	Task Orders	833,043
5/9/2025	0252_04	FQ19218	Utility Delays	Helix Electric, Inc.	Contract Modification	-
5/9/2025	CIP0338	FQ18033	LAND-0001_Management of Office Consolidation Project Change Order # 09	Jacobs Engineering	Contract Modification	344,816
5/9/2025	CIP0253	FQ2024	Traction Power and AC Power Construction Management Support and On-Call Services	Jacobs Engineering Group	Task Orders	4,690,770
5/12/2025	CIP0255_20	FQ2024	Change Order #1 FQ2024J-FARE-0008	Jacobs Engineering Group	Contract Modification	366,273
5/12/2025	CIP0010_05	ATOC233278	PICO 4701 Pavement and Stormwater Management at 3421 Pennsy Drive	F.H. Paschen, S.N. Nielsen & Assoc.	Contract Modification	-
5/12/2025	CIP0396_03	CCSCM211074	2025 Metrobus Network Implementation Outreach Teams	Sharp & Company, Inc.	Task Orders	490,613
5/12/2025	CIP0251_04	FRBIR244062-A	Cable Supply - IDIQ Category (A) Traction Power Cables	Prysmian Group	Task Orders	116,271
5/12/2025	CIP0270_01	FQ2024	Project Controls and Controls Process Support	Gannett Fleming Engineers and Architects, P.C.	Task Orders	2,880,455
5/13/2025	CIP0255_14	FCPPM200214-W01	Next Generation Bus Farebox System	Cubic Transportation Systems, Inc.	Options	-
5/14/2025	CIP0072_02	FELES233505	PICO 4662 Replace Rails at Dupont Circle Elevator A03N01	Mid-American Elevator Co., Inc.	Contract Modification	117,268
5/14/2025	CIP0246	FQ2024	Staff Augmentation for Design, Configuration Management and CAD/BIM Support Services	Parsons	Task Orders	7,840,086
5/15/2025	CIP0213	FQ2024	Fixed Facility and Infrastructure Hardening	Gannett Fleming Engineers and Architects, P.C.	Task Orders	887,726
5/19/2025	0253_04	FIRPG211191	TBS DC Coordination Study Descope	C3M Power Systems	Contract Modification	(68,000)
5/19/2025	CIP0253	ATOC233278	ATOC233278-24-006 (PICO 4660)	FH Paschen SN Nielsen & Associates LLC	Contract Modification	4,396
5/20/2025	CIP0331_02	CIT01255229	Continued Support for MetroSync	Networking for Future, Inc.	RFP	999,091
5/20/2025	CIP0270_01	FQ18033	Change Order #3 FQ18033-DECO-0008	Louis Berger (DC), PLLC/Urban Engineers, Inc.	Contract Modification	40,000
5/20/2025	CIP0270_02, CIP0197_03, CIP0170, CIP0247, CIP0255_22	FQ18033	Change Order #10 FQ18033-ATOC-0001 (GNFL)	Gannett Fleming Engineers and Architects, P.C.	Contract Modification	1,475,000
5/20/2025	CIP0270_02, CIP0197_03, CIP0170, CIP0247, CIP0255_22	FQ18033	Change Order #8 FQ18033-ATOC-0001 (DHRK)	DHA/RKK JV	Contract Modification	125,000
5/20/2025	CIP0256_05 CIP0270_06 CIP0004	FQ18033	SAFE-0002_Center of Excellence Department Development Support Change Order # 03	AECOM	Contract Modification	350,000
5/20/2025	CIP0255	CQ19236	Network Performance Monitoring Enhancement	Cubic Transportation Systems Inc.	Task Orders	46,575

Note: All figures are preliminary and unaudited; chart and table totals may not sum due to independent rounding.

TABLE 7: PROCUREMENT ACTIONS

Date	CIP	Contract Number	Description	Vendor	Action Type	Amount
5/21/2025	CIP8013_06	FQ18033	Change Order #11 FQ18033-RIME-0001	HNTB	Contract Modification	650,000
5/21/2025	N/A	C20102	Transit Data Infrastructure Planning & Prototyping	Cambridge Systems Inc.	Task Orders	250,154
5/21/2025	CIP0255	FQ2024	Automatic Fare Collection (AFC) Engineering Support	Hatch/Urban Engineers JV	Task Orders	5,106,206
5/21/2025	CIP0251, CIP0253, CIP0024_25, CIP0024_39	FQ2024	A/E Services for Wayside Work Planning Support	DHA/RKK JV	Task Orders	497,124
5/22/2025	CIP0272_04	FQ18033	Change Order #4 FQ18033-CSCM-0006	HNTB	Contract Modification	500,000
5/22/2025	CIP0270_01	FQ18033	Change Order #4 FQ18033-DECO-0008	Louis Berger (DC), PLLC/Urban Engineers, Inc.	Contract Modification	100,000
5/22/2025	N/A	F20101_SS	Task Order 14 - Snow & Power Apps Developers for DM	Susan Fitzgerald & Associates	Task Orders	681,601
5/22/2025	N/A	F20101_SS	Task Order 14 - Snow & Power Apps Developers for DM	Networking for Future, Inc.	Task Orders	284,160
5/22/2025	N/A	F20101_SS	Task Order 14 - Snow & Power Apps Developers for DM	Digital Management, LLC	Task Orders	360,845
5/28/2025	0252_04	FQ19218	Reroute G03 AC1 Elevator/Escalator Feeder from Panel "CL" to "P05"	Helix Electric, Inc.	Contract Modification	24,887
5/29/2025	CIP0025_03	FQ18033	Change Order #10 FQ18033-RAIL-0002	Louis Berger (DC), PLLC/Urban Engineers, Inc.	Contract Modification	400,000
6/9/2025	CIP0213	FQ15190D-19-CPPM-001	Master Contract #FQ15190D A/E General Planning Services MATOC-IDIQ Task: Staff Augmentation Technical Engineering Support Service for the Office of Capital Planning & Program MOD #8 - Ratification / Close-out task	WSP USA, Inc.	Contract Modification	738,539
6/10/2025	CIP0255_11	CQ19016	100 tri-readers (TR4) for faregate aisle expansion	Cubic Transportation Systems Inc	Contract Modification	92,700
6/10/2025	CIP0252, CIP0253, CIP0286	FQ2024	Traction Power, AC Power Construction Management Support	Gannett Fleming	Task Orders	31,366,315
6/12/2025	N/A	FQ2024	Rail Fleet Staff Augmentation	Jacobs Engineering Group, Inc.	Task Orders	1,710,156
6/13/2025	CIP0251_15	C20088B	Bus Shuttle Service: Summer Shut Down	Yankee Line, Inc.	Task Orders	5,347,965
6/16/2025	CIP0252 and CIP0253	FQ2024	Electrical Engineering Staff Augmentation	Gannett Fleming	Task Orders	1,334,258
6/18/2025	CIP0255_20	COBTR244398-W10	Administrative Modification to Littlepay Contract	Littlepay, Inc.	Contract Modification	-
6/20/2025	CIP0355_03	C20102L	2nd No Cost Time Extension C20102L-23-T00001: Battery Electric Bus Schematic Design for Project Development	WSP USA, Inc.	Contract Modification	-
6/23/2025	CIP0374_01	20-01-SOLAR-A	Solar Joint Development RFP #20-01 Solar Ground Leases Tenant: Solar Star Track Cheverly, LLC (MOD #2 - GET's ADA Compliance)	Solar Star Track Anacostia, LLC By: Goldman Sachs Renewable Power Operating Company, LLC	Contract Modification	84,934
6/23/2025	CIP0251_15	CCSCM211074	Summer 2025 Blue, Yellow Line Major Construction Outreach of Contract CCSCM211074 On-Call Outreach & Event Team Support	Sharp & Company, Inc.	Task Orders	473,130
6/25/2025	CIP0277	CSCES244177-001	Extension for Period of Performance and purchase of Gator	Wiese USA, Inc.	Contract Modification	19,630
6/25/2025	CIP0255_07	FQ2024	Fare Vending Machine Technical Support	Jacobs Engineering Group, Inc.	Task Orders	4,274,858
6/26/2025	CIP0251_23	FQ19172	SYST-002_SSRP Staff Augmentation Support Change Order# 09	Mott/WSP JV	Contract Modification	8,007,341
6/26/2025	CIP0251_04	FRBIR244062-B	Cable Supply - IDIQ Category (B) Single-Conductor Power Cables	Prysmian Group	Task Orders	12,841
6/27/2025	CIP0099	CLAND211254-2E	Master Contract #CLAND211254-2E Real Estate "On-Call Services" MATOC-IDIQ Task #05: 1# Joint Development Financial Toolkit	Redgate Real Estate Advisors, LLC	Task Orders	237,696

Note: All figures are preliminary and unaudited; chart and table totals may not sum due to independent rounding.