

CRIME BY JURISDICTION

Metro Transit Police Department

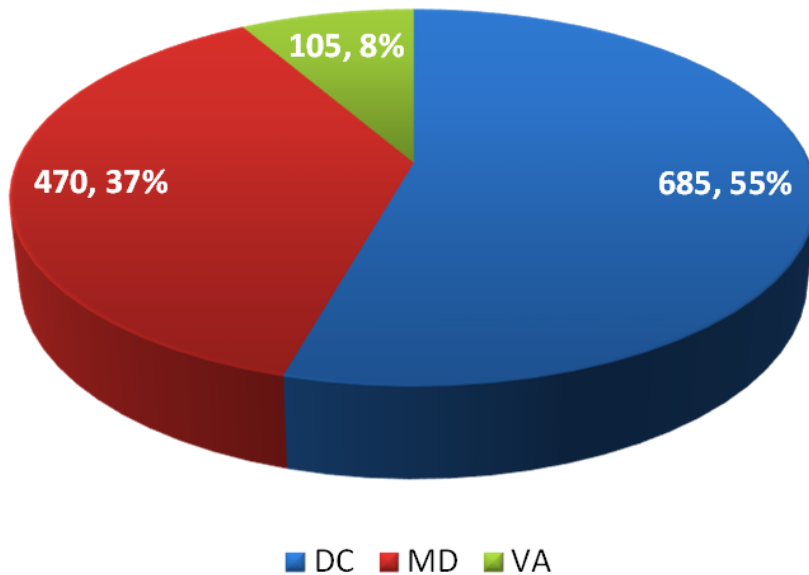
Washington Metropolitan Area Transit Authority

Date Range: July—December 2019



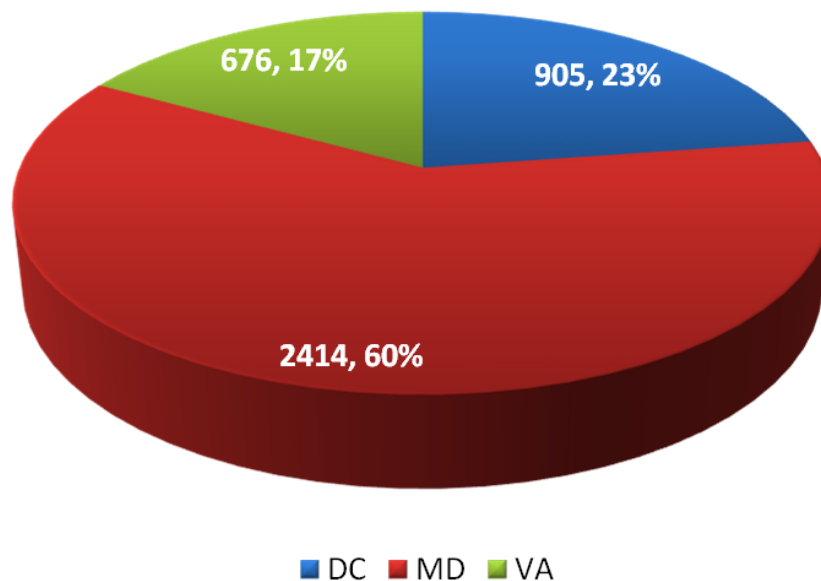
ENFORCEMENT RATE BY JURISDICTION

Arrest Counts by Jurisdiction



| Arrests | |
|---------------|--------------|
| Jurisdiction | Count |
| DC | 685 |
| MD | 470 |
| VA | 105 |
| Total: | 1,260 |

Summons/Citation Counts by Jurisdiction



| Summonses/Citations | |
|---------------------|--------------|
| Jurisdiction | Count |
| DC | 905 |
| MD | 2,414 |
| VA | 676 |
| Total: | 3,995 |

CRIME BY JURISDICTION

Metro Transit Police Department

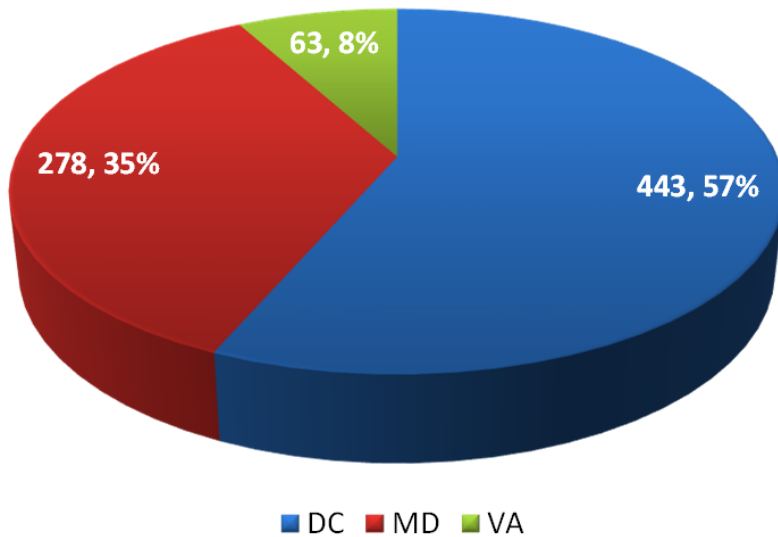
Washington Metropolitan Area Transit Authority

Date Range: July—December 2019



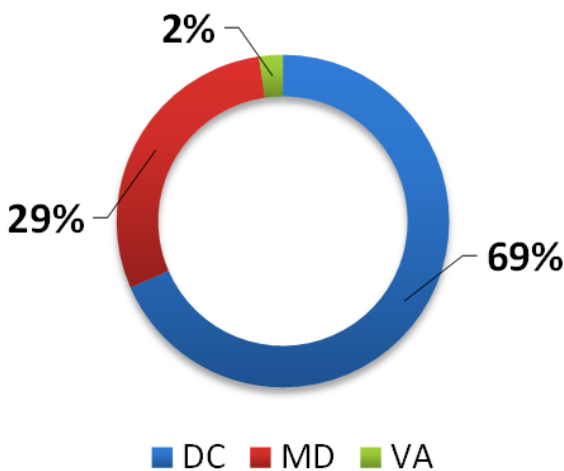
PART ONE CRIME RATE BY JURISDICTION

Part One Crime by Jurisdiction



| Part One Crime Counts: Crimes Against Person & Property | | | |
|--|------------|------------|------------|
| Jurisdiction | Person | Property | Total |
| DC | 178 | 265 | 443 |
| MD | 76 | 202 | 278 |
| VA | 6 | 57 | 63 |
| Total: | 260 | 524 | 784 |

Crimes Against Person by Jurisdiction



Crimes Against Property by Jurisdiction

