

CRIME BY JURISDICTION

Metro Transit Police Department

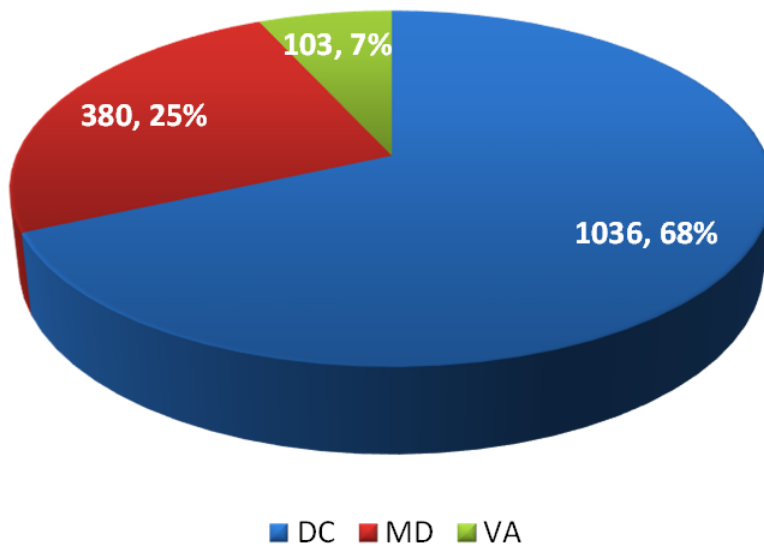
Washington Metropolitan Area Transit Authority

Date Range: January—June 2019



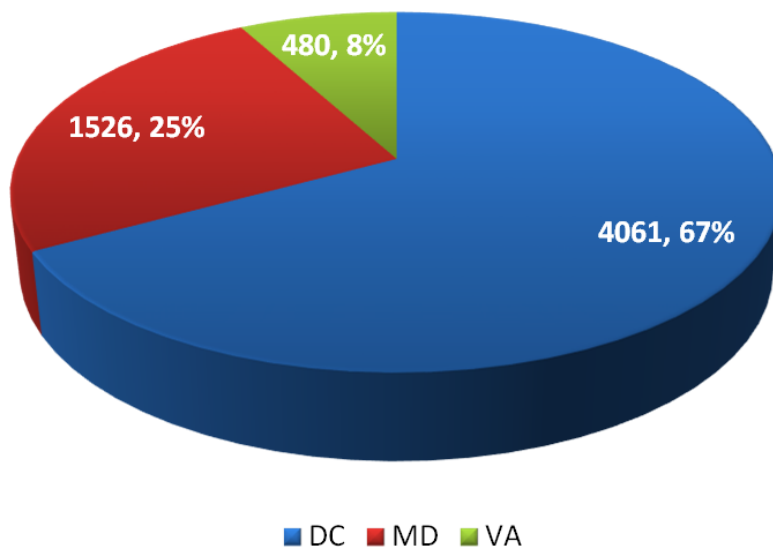
ENFORCEMENT RATE BY JURISDICTION

Arrest Counts by Jurisdiction



Arrests	
Jurisdiction	Count
DC	1,036
MD	380
VA	103
Total:	1,519

Summons/Citation Counts by Jurisdiction



Summonses/Citations	
Jurisdiction	Count
DC	4,061
MD	1,526
VA	480
Total:	6,067

CRIME BY JURISDICTION

Metro Transit Police Department

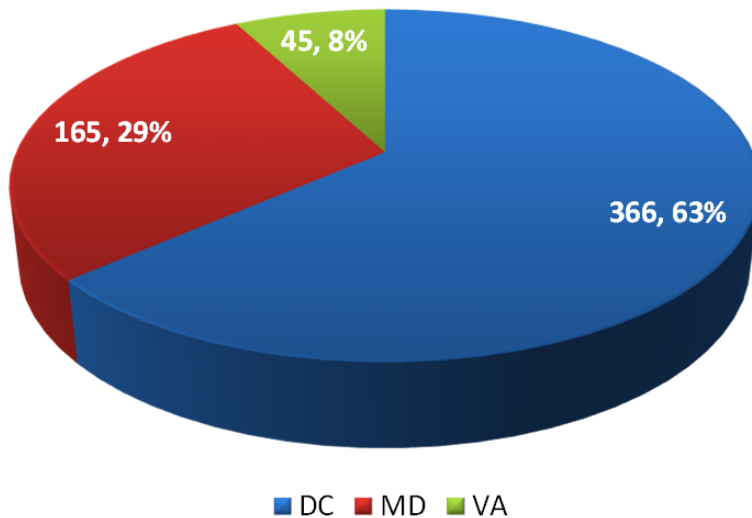
Washington Metropolitan Area Transit Authority

Date Range: January—June 2019



PART ONE CRIME RATE BY JURISDICTION

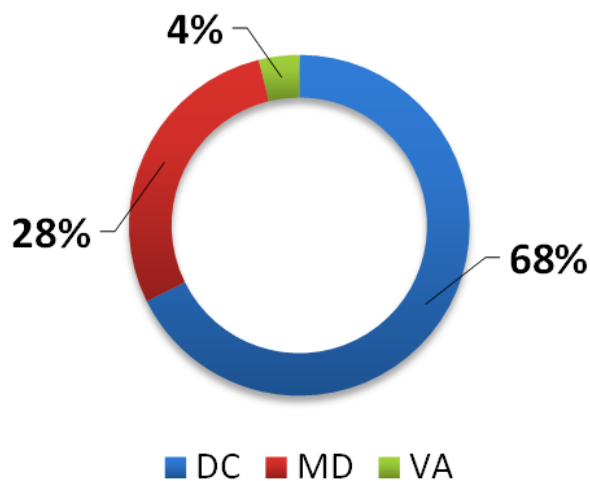
Part One Crime by Jurisdiction



Part One Crime Counts:
Crimes Against Person & Property

Jurisdiction	Person	Property	Total
DC	159	207	366
MD	67	98	165
VA	9	36	45
Total:	235	341	576

Crimes Against Person
by Jurisdiction



Crimes Against Property
by Jurisdiction

