

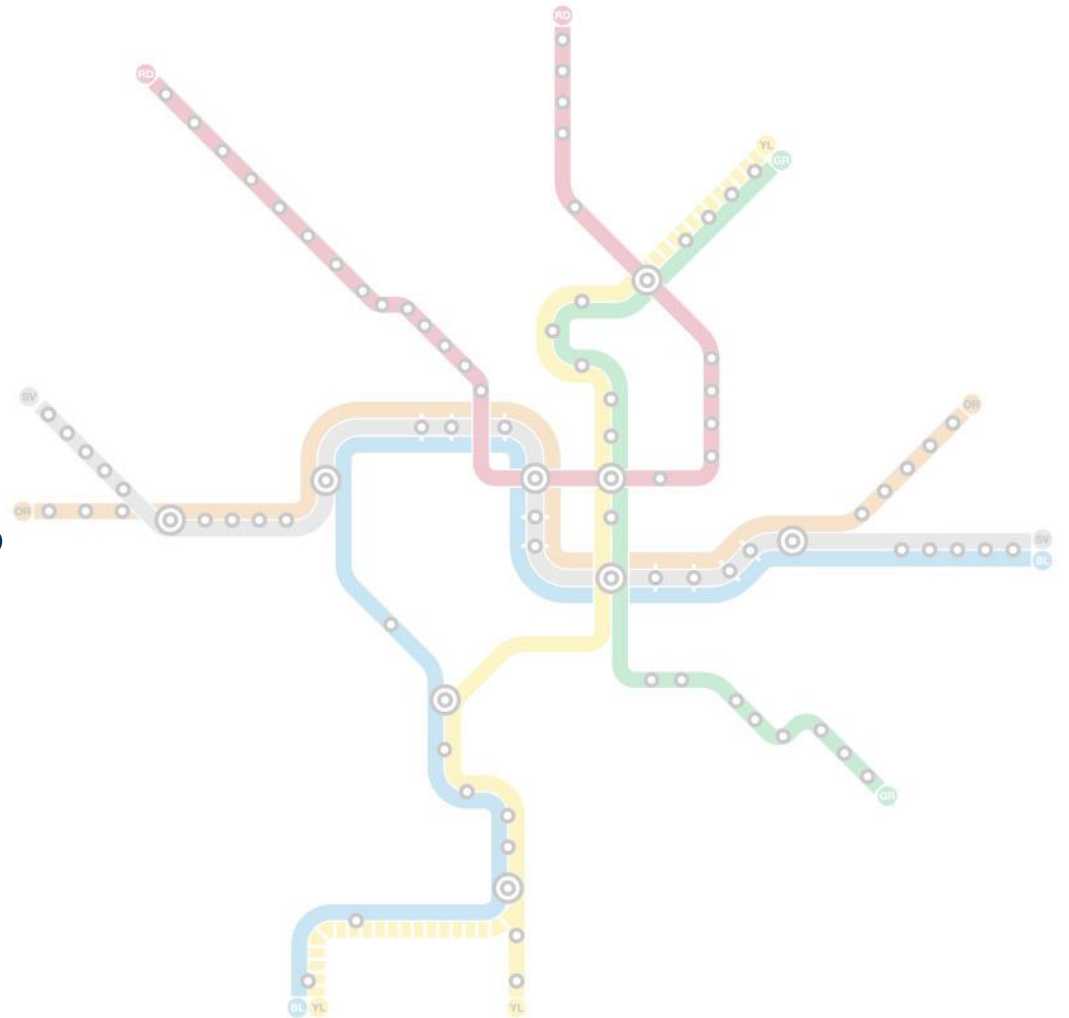
FY2020 Budget

Riders' Advisory Council

March 6, 2019

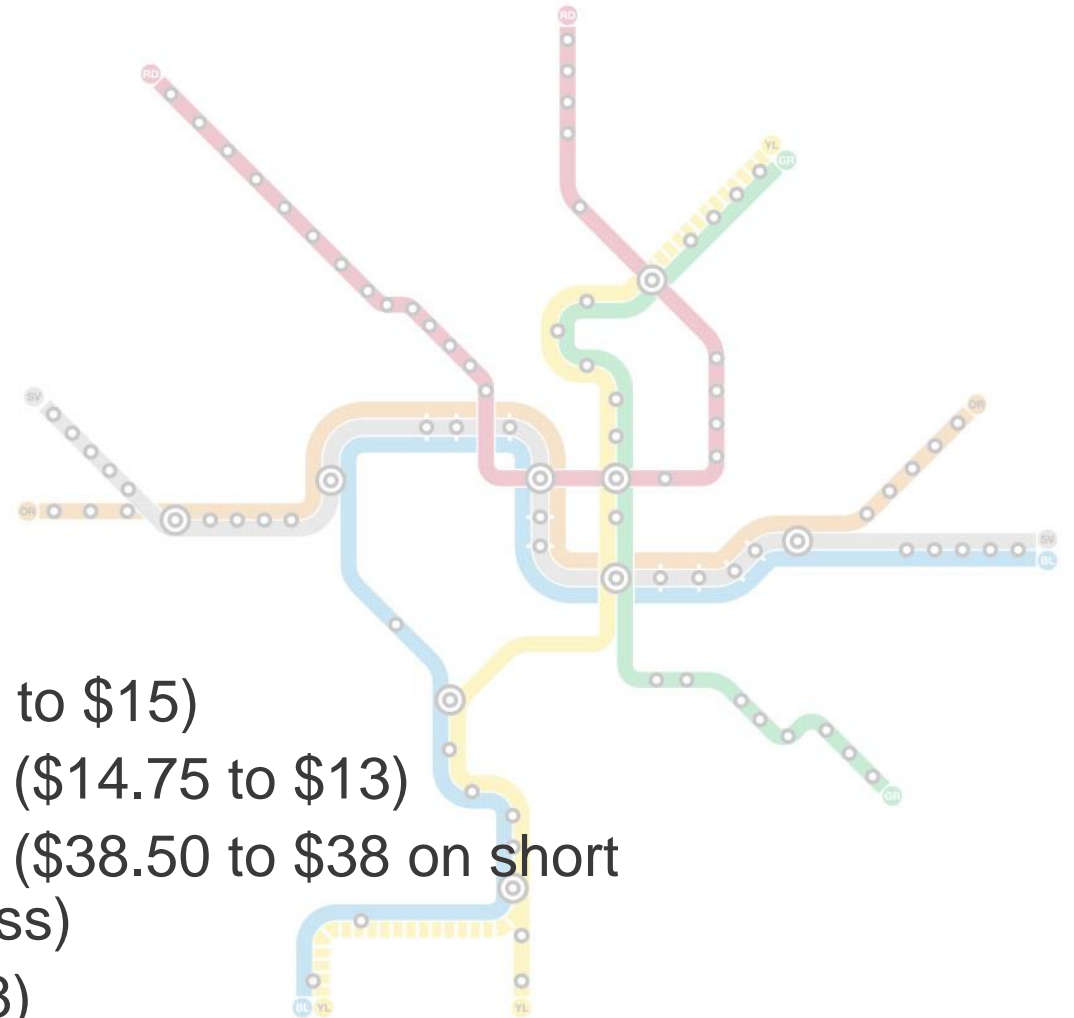


New Customer Initiatives



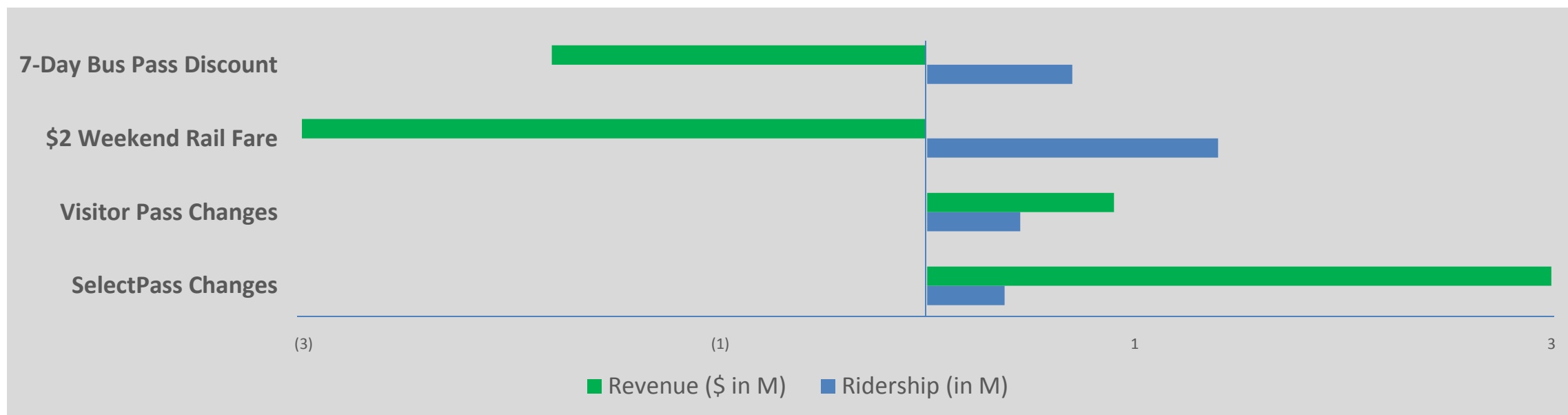
Within Cap Initiatives to Drive Ridership Growth

- Service and Fares
 - ✓ No Fare Increase
 - ✓ No Service Cut
 - ✓ Automatic Train Operations
 - ✓ Better Rush Hour Promise
 - ✓ Late Night Service Partnerships
- Weekend \$2 Flat Fare
- Pass Enhancements
 - ✓ Reduce 7-Day Bus Pass (\$17.50 to \$15)
 - ✓ Reduce 1-Day Visitor Pass Price (\$14.75 to \$13)
 - ✓ Reduce 7-Day Visitor Pass Price (\$38.50 to \$38 on short trip, \$60 to \$58 on full system pass)
 - ✓ Add a 3-Day Weekday Pass (\$28)
 - ✓ Add unlimited bus in all Visitor and SelectPasses



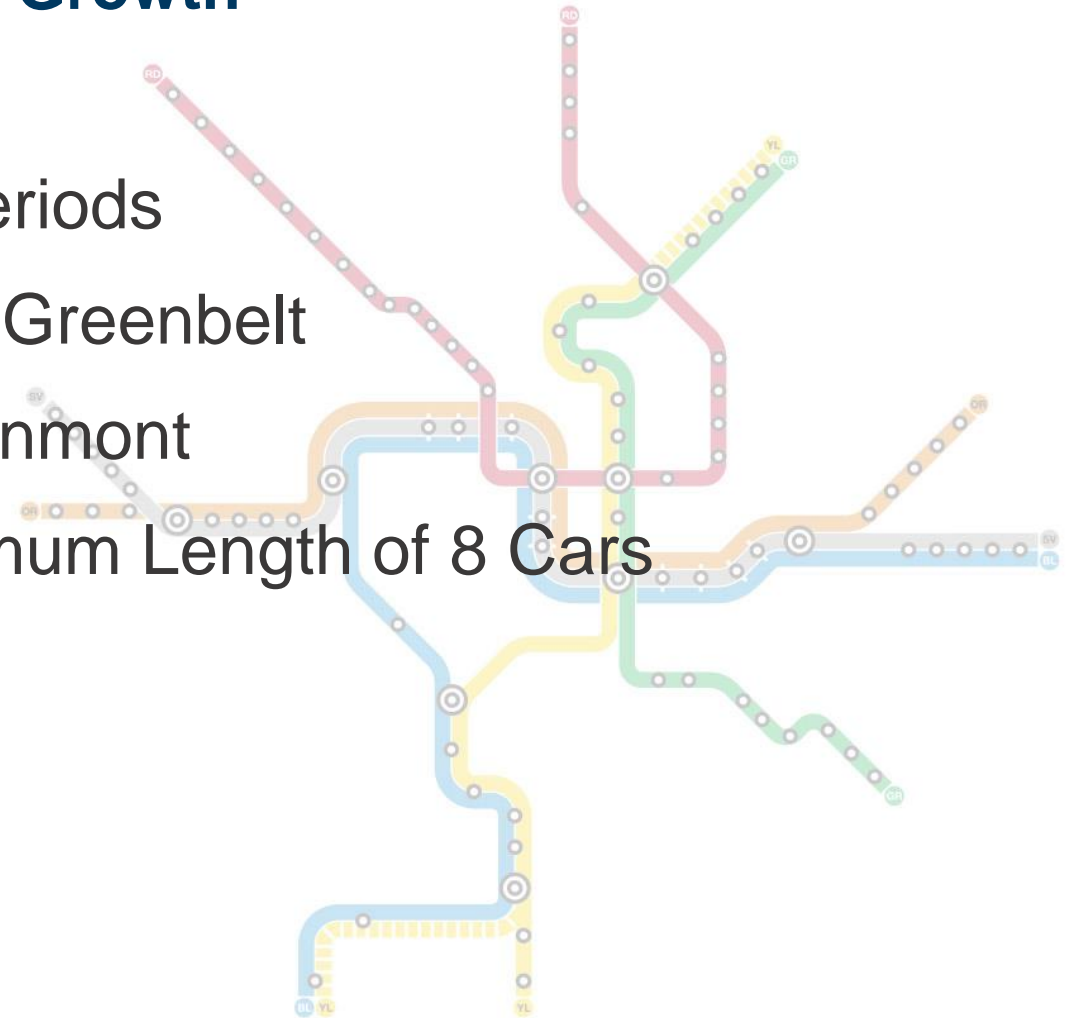
Revenue and Ridership impact of Fare Changes

- 7-Day Regional Bus Pass and 2% Weekend Flat Fare will increase ridership and decrease revenue
- Visitor Passes and adding unlimited bus to SelectPass will increase ridership and revenue



New Initiatives to Drive Ridership Growth

- Expand Rush Hour Service Periods
- Extend Yellow Line Service to Greenbelt
- Run all Red Line Trains to Glenmont
- Expand All Trains to the Maximum Length of 8 Cars



Proposed New Initiatives to Drive Ridership Growth

New Initiatives	\$ and Trips in Millions					\$	
	Operating Cost	Trips Benefitting	New Trips	Revenue	Subsidy	Cost Per New Trip	Subsidy Per New Trip
Expand Rush Hour Service Periods	\$8.2	11.7	1.2	\$2.8	\$5.4	\$6.83	\$4.50
Extend Yellow Line Service to Greenbelt	\$8.2	12.4	1.7	\$5.0	\$3.2	\$4.82	\$1.88
Run all Red Line Trains to Glenmont	\$3.1	3.4	0.6	\$2.0	\$1.1	\$5.17	\$1.83
Expand all Trains to Maximum 8-Cars	\$10.5	1.5	0.1	\$0.2	\$10.3	\$105.00	\$103.00
Total	\$30.0	29.0	3.6	\$10.0	\$20.0		

Expand Rush Hour Service Periods

- Improve Service Frequency: Providing 8-minute service on all lines, 3-4 minute service in the core
 - 9:30am to 10:00am
 - 7:00pm to 8:30pm
- No change to fare policy

Increased Hours	Operating Cost	Riders Benefitting	New Trips	New Fare Revenue	Subsidy Impact
9:30am – 10:00am	\$1.5m	3.7m	0.4m	\$0.9m	\$0.6m
7:00pm – 8:30pm	\$6.7m	8.0m	0.8m	\$1.9m	\$4.8m
Total	\$8.2m	11.7m	1.2m	\$2.8m	\$5.4m

FY2020 Proposed Operating Budget

Extend Yellow Line Service to Greenbelt

- Peak - From Mt. Vernon Sq. to Greenbelt
 - Helps stations north of Mt. Vernon Sq.
- Off Peak – From Fort Totten to Greenbelt
 - Helps stations north of Fort Totten
- Mitigate 50% peak service cut from FY18
- Create new one-seat ride to/from Virginia



Expanded Yellow Line Service	Operating Cost	Riders Benefitting	New Trips	New Fare Revenue	Subsidy Impact
Peak, Weekdays	\$5.6m	10.8m	1.5m	\$4.4m	\$1.2m
Off-Peak, Weekdays	\$2.5m	1.6m	0.2m	\$0.7m	\$1.9m
Total	\$8.2m	12.4m	1.7m	\$5.0m	\$3.2m

FY2020 Proposed Operating Budget

Run all Red Line Trains to Glenmont

- All Red Line trains operate to Glenmont
 - Stop turning Red Line trains at Silver Spring
- Doubles frequency for three Red Line stations



Expanded Red Line Service	Operating Cost	Riders Benefitting	New Trips	New Fare Revenue	Subsidy Impact
Peak, Weekdays	\$2.0 m	2.9 m	0.3 m	\$1.1 m	\$0.9 m
Weekends	\$1.2 m	0.5 m	0.3 m	\$0.9 m	\$0.3 m
Total	\$3.1 m	3.4 m	0.6 m	\$2.0 m	\$1.1 m

Expand All Trains to the Maximum Length of 8 Cars

- Operate eight-car trains on all lines
 - Phased implementation over two years based on fleet and yard availability
 - Yellow and Green Lines implementation complete
 - Red Line (July 2019), Blue Line (October 2019), and Orange and Silver Lines (June 2020)
- Significantly relieve crowding, especially during peak times

Additional Eight Car Trains	Operating Cost	Riders Benefitting	New Trips	New Fare Revenue	Subsidy Impact
Phased Implementation*	\$10.5m	1.5m	0.1m	\$0.2m	\$10.3m

**Annualized subsidy impact when fully implemented is \$15 million*