



Safety and Operations Committee

Board Information Item III-B

MTPD Public Safety Update

Washington Metropolitan Area Transit Authority

Board Action/Information Summary

☐ Action ☒ Information

Document
Number:
205612

Resolution:
☐ Yes ☒ No

Presentation Name:

Public Safety and Engagement Update

Project Manager:

Tanya Jenkins

Project Department:

MTPD

Purpose/Key Highlights:

Aligning with Metro's Strategic Transformation Plan (STP), staff will provide the Board with an update on the Metro Transit Police Department's (MTPD) community policing and engagement efforts, meeting Service Excellence and Regional Opportunity Partnerships.

Metro continues to focus on customer and employee safety via enhanced visibility and enforcement. This presentation provides an update on MTPD's public safety initiatives in the areas of Compassion, Cameras, and Cops.

- Compassion - MTPD's Community Services Bureau provides community relations in several areas to include - Crisis Intervention and Community Outreach
- Cameras - Body Worn Cameras deployment was completed in September 2023
- Cops - Enhanced visibility and partnerships with local law enforcement agencies

Interested Parties:

None

Background:

In April 2023, staff provided the Board with a briefing on MTPD Public Safety initiatives, including body worn cameras, enhancing visibility of outside police agencies and the expansion of the Crisis Intervention Team. These initiatives include: enhanced visibility details and fare enforcement.

Discussion:

The Metro Transit Police Department has implemented specific crime-reduction strategies to address crime and disorder within the Metro system. These strategies include increased police visibility, enforcement activities, enhanced community relations programs and the continued Problem-Oriented Policing approach to address crime and public safety.

Compassion

The Community Services Bureau deploys Crisis Intervention Specialists daily throughout the Metro system. Deployment is based on priority locations driven by police data. Staff also conduct weekly outreach events across the service area and work with community partners to deliver youth programs (i.e. mentoring and college programs, Safe Passage, Kids-Ride-Free, the Restorative Justice program, and Community Policing Academy).

Cameras

The deployment of Body Worn Cameras was completed September 26, 2023. Cameras have been issued to 327 Officers and Special Operations Officers. The cameras have helped to de-escalate confrontational situations between Metro patrons and officers, as well as provide increased transparency and accountability.

Cops

MTPD continues to have agreements with local law enforcement agencies who provide supplemental coverage. This augmented support helps MTPD with high visibility during morning and evening rush hours. Additional supported is also being used in five Metro parking garages.

The increased enforcement efforts and police presence has resulted in a decrease in Part-One Felony and Part-Two Misdemeanor crimes.

Funding Impact:

N/A

Previous Actions:

September 2022 – Launched Operation “Helping Hands”
November 2022 – Launched Fare Enforcement Campaign
December 2022 – Introduced Crisis Intervention Specialists
January 2023 – Kicked off Security Systems Program
September 2023 – Completed deployment of Body Worn Cameras

Next Steps:

MTPD will continue with high visibility policing through partnerships with area local law enforcement personnel and Special Police Officers. The Community Services

Bureau will continue to enhance outreach efforts, expand community partnerships and increase youth participation in programmatic areas.

Recommendation:

Approval to: N/A

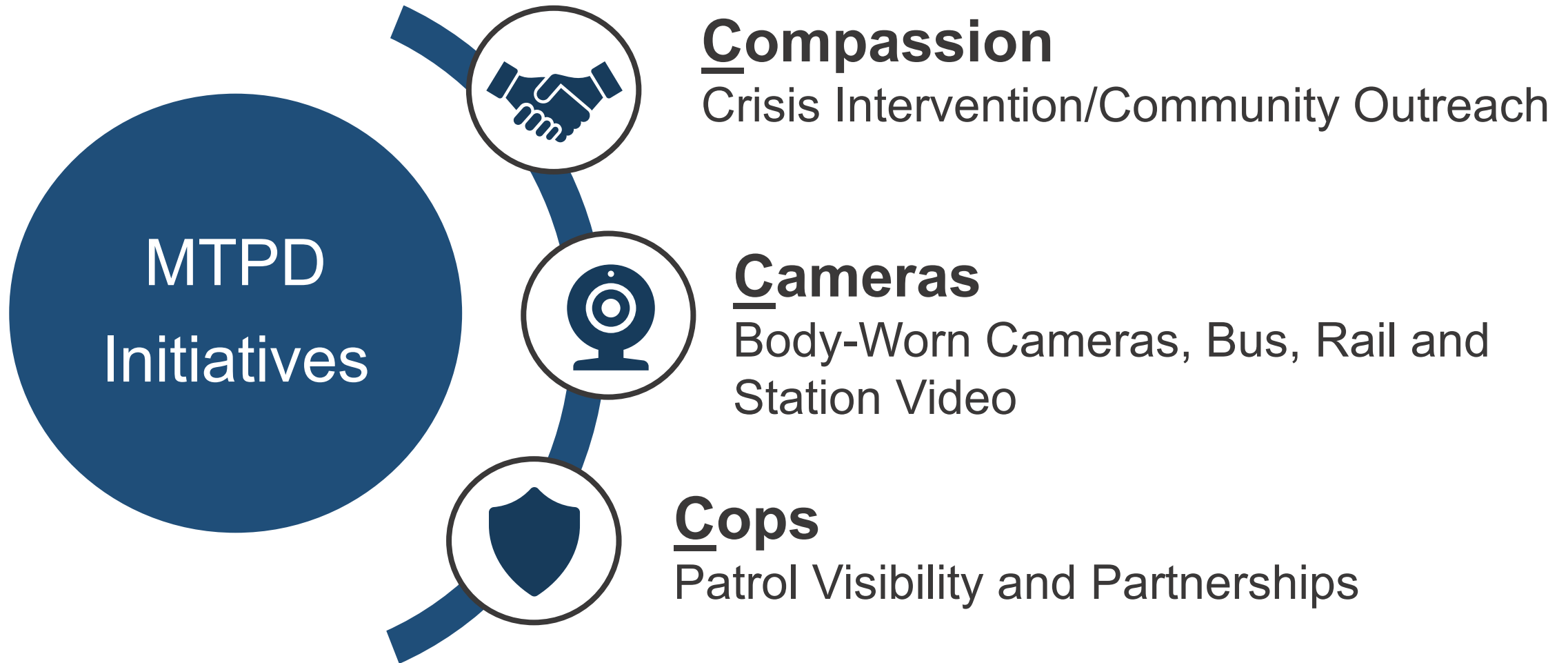
Public Safety Update

Service Excellence, Regional Opportunity Partnerships

Safety & Operations Committee
October 12, 2023



Our key focus areas remain on:



MTPD Crime Reduction Strategy

Strategic Objective

- Ensure all customers and employees feel safe and secure using the Metro system and delivering transportation services

Transformation Projects

- Regional opportunity partnerships and increase Special Police Officers
- Faregate enforcement and faregate infrastructure changes
- Increased Visibility with Crisis Intervention Specialists & Special Police Officers
- Enhanced Community Outreach

Key Performance Indicators

- Part-One and Part-Two Crime Rate Reductions
 - Citations
 - Assaults
- Clearance Rates
- Crisis Intervention Outcomes

Compassion – Crisis Intervention



Crisis Intervention Team (CIT) Metrics for CY23


- **More than 800 connections** with customers, employees, and vulnerable populations
- **Over 770 contacts with customers experiencing a mental crisis** (resources provided)
- **1,611 trains boarded**, walked car-to-car conducting wellness checks on customers and staff
- **875 buses boarded** and checking-in with operators
- **900 platforms walked** (end-to-end) for high public visibility
- CIT uses a smartphone application to enable real-time data collection, storage and analysis from the field



Compassion – Crisis Intervention

Crisis Intervention Team (CIT)

- **Deployed daily** throughout the system
- Priority locations **driven by police data**



DISTRICT 1

- Gallery Place
- Glenmont
- Metro Center
- Union Station

DISTRICT 2

- Foggy Bottom
- L'Enfant Plaza
- McPherson Square
- Rosslyn

DISTRICT 3

- Anacostia
- Addison Road
- Minnesota Avenue
- New Carrollton

BUS ROUTES

- X2 and U6 Minnesota Ave
- 70 - Gallery
- 79 - Silver Spring
- X8 - Union Station

Compassion – Community Outreach

Youth Programming

- Youth Advisory Council: **Mentoring and College Programs**
- Provides **Safe Passage** support to District of Columbia Public Schools
- Participates in the **Restorative Justice Program** with DC Office of Attorney General

Engagement and Outreach


- Conducts weekly outreach events at Metro stations; providing crime prevention/safety awareness tips; **367** events held CY2023
- Partners with community organizations across the DMV

Community Police Academy

- First cohort session started September 20
- An eight-week program to experience areas of police training

Narcan Usage/Deployment (1/1/23 through 9/30/23)

- By MTPD Personnel – 88
- By EMS/Other – 38
- By MTPD and EMS/Other (in same incident) – 11



Compassion – Community Outreach

Public Safety Presentations

- Conduct safety presentations and demonstrations at local schools, childcare centers, and universities

School Partnerships

- Partner with local elementary and middle schools to provide mentoring
- Collaboration with DCPS on **Kids Ride Free**
- Hosted inaugural **"Back-to-School"** event at Fort Totten station, attended by over **1,500** people

Holiday Outreach

- Provide hot meals at select Metro stations during the Thanksgiving and Christmas seasons
- Decorate a Metrobus during Halloween & Christmas, travelling to select areas




Cameras: Body-Worn Camera



- Deployment completed September 26, 2023
- Cameras issued to 327 Officers and Special Operations Officers
- Cameras provide transparency and accountability and help to de-escalate confrontational situations
- 30,000 bus, rail, station cameras

Enhanced Visibility and Partnerships

- Increased law enforcement presence at select stations during rush hours




Local Police Agencies	
MPD	Anacostia, Fort Totten, Gallery Place, Metro Center, and Union Station
Alexandria	Eisenhower Avenue and King Street/Old Town
Cheverly	Cheverly
Greenbelt	Greenbelt
MWAA	Reagan National and Washington Dulles



Station Deployment Locations				
Benning Road	Dupont Circle	Georgia Avenue-Petworth	NoMa-Gallaudet	Takoma
Brookland-CUA	Eastern Market	Judiciary Square	Potomac Avenue	Tenleytown-AU
Columbia Heights	Farragut North	Minnesota Avenue	Rhode Island Avenue-Brentwood	U Street-Cardozo
Congress Heights	Foggy Bottom-GWU	Mount Vernon Square-Convention Center	Shaw-Howard University	Union Station
Deanwood	Fort Totten	Navy Yard-Ballpark	Stadium-Armory	Waterfront

Enhanced Visibility and Partnerships



- Supplemental staffing
- High visibility special deployment in five parking garages
 - Branch Avenue, Downtown Largo, New Carrollton, Southern Avenue and Suitland

Supplemental Staffing Impact on Part I Crimes at Station Deployment Locations

	Pre-Implementation Count	Post-Implementation Count	Percent Change
Allied Security	155 (1/30/23 to 5/31/23)	115 (6/1/23 to 9/30/23)	-26%
Other Agencies	71 (12/13/22 to 5/7/23)	42 (5/8/23 to 9/30/23)	-41%
Total	226	157	-31%



Enhanced Visibility – Enforcement Stats

- Increased enforcement and presence has resulted in a decrease in Part-One Felony and Part-Two Misdemeanor crimes

2023 Q1, Q2, and Q3 Comparison (Department-Wide)	Q1 2023	Q2 2023	% Change	Q3 2023	% Change
Part I (Felony)	454	475	5%	462	-3%
Part II (Misdemeanor)	634	670	6%	619	-8%
Total	1088	1145	5%	1081	-6%

Top Crimes Reported (CY23)

Part I Crimes	Part II Crimes
Theft Auto	Simple Assault
Robbery	Destruction of Property
Aggravated Assault	Simple Assault – Police Officer



Firearms Seized by Month			
Month	CY 2022	CY2023 (thru 9/19)	% Change
January	2	2	0%
February	5	5	0%
March	0	5	500%
April	3	4	33%
May	3	5	67%
June	2	6	200%
July	4	5	25%
August	3	5	67%
September	4	6	50%
Total	26	43	65%



Enhanced Visibility – Enforcement

- Enforcement is up 274% compared to 2022


Enforcement (Department-wide)			
Enforcement Type	2022	YTD 2023	% Change
Arrests	1,283	2,459	92%
Summonses/Citations	501	4,103	719%
Warnings	33	230	597%
Warning – Panhandling	0	2	200%
Warning – Loitering	0	1	100%
Warning – Fare Evasion	27	217	704%
Warning – Alcohol Violation	2	0	-200%
Warning – Smoke or Carry Lighter, Pipe, etc.	4	7	75%
Warning – Disorderly Affray	0	1	100%
Total	1,817	6,792	274%





Enhanced Visibility – Fare Enforcement

- Fare enforcement increased >1200% YTD 2023
- Point-of-Entry policing has reduced crime and disorderly conduct



Disposition	2022	2023 (As of 9/27)	% Change
Adult Arrest	31	344	1,010%
Summons/ Citation	286	3,787	1,224%
Juvenile Arrest	1	27	2,600%
Total	318	4,158	1,208%

Each arrest may have multiple offenses



Clearance Rates

- MTPD has higher closure rates than national average
 - Officers deploying faster, shortening response time
 - Detective's quick follow-up through investigation and case management
 - Cameras



	National Clearance Rate (2021)	MTPD Clearance Rate (YTD 2023)
Assault Offenses	42%	67%
Homicide Offenses	48%	100%
Kidnapping/Abduction	52%	75%
Sex Offenses	22%	60%
Destruction/Damage/Vandalism	16%	15%
Larceny/Theft Offenses	12%	34%
Motor Vehicle Theft	11%	10%
Robbery	24%	50%