



Customer Services, Operations, and Safety Committee

Board Information Item III-B

November 19, 2009

Metro Police Crime Statistics and Significant Facts

Washington Metropolitan Area Transit Authority
Board Action/Information Summary

<input checked="" type="checkbox"/> Action <input checked="" type="checkbox"/> Information	MEAD Number:	Resolution: <input checked="" type="checkbox"/> Yes <input checked="" type="checkbox"/> No
--	--------------	---

TITLE:

Metro's Transit Police Crime Statistics and Significant Facts

PURPOSE:

To provide the Committee the monthly crime statistics report.

DESCRIPTION:

Information contains significant highlights, types of Part 1 crimes and quantity per calendar year from 2004 through September 2009. The top ten stations in each jurisdiction experiencing crime in 2008 are identified along with quantity of crimes.

FUNDING IMPACT:

None

RECOMMENDATION:

None




Metro Transit Police Crime Statistics and Significant Facts

Customer Service, Operations, and Safety Committee

November 19, 2009

OCTOBER IS CRIME PREVENTION MONTH

- Participated in Targeted Train Inspections at the Capitol South and Federal Triangle Metro stations with the Transportation Security Administration's Visible Intermodal Prevention and Response (VIPR) on October 9, and October 14, 2009.
- During the month of October, MTPD officers distributed crime prevention literature in fourteen Metrorail stations during morning and afternoon rush hours.



METRO EMERGENCY RESPONSE TRAINING

- Metro's Emergency Response Training is an opportunity for Metro operations personnel to better coordinate during major service disruptions. Training is offered at the awareness level, operations level and incident command level.
- To date, 1,864 operations employees have received this training. The goal is to train 2,500 employees in CY2009.
- The costs associated with this training is paid for through the Urban Area Security Initiative and Transit Security Grant Programs.



- The MTPD is partnering with the U.S. Department of Justice, National Crime Prevention Council and the National Sheriff's Association to emphasize the importance of community partnerships in fighting crime.
- Law enforcement officials met at the Gallery Place –Chinatown Metro station on October 21 to Celebrate Safe Communities event highlighting the efforts in and around the Washington region to keep communities safe.





BUS OPERATOR ASSAULTS

(January – September)

Bus operator assaults are down 25%

- In 2009, there have been 53 Bus Operator assaults compared to 71 during the same time last year.
- H.I.T.E. (High Intensity Targeted Enforcement) continues at bus stops and along bus routes.
- On October 1, 2009, Maryland legislation went into effect making it a crime to hinder transit operations by assaulting a Metrobus or Metrorail operator.





SIGNIFICANT FACTS

- The probability of being a victim of a Part I crime in the Metro system is 3.99 per million riders.
- In 2009, the MTPD has received 44,024 calls for service, made 1,490 arrests, issued 4,996 criminal/civil citations and wrote 3,821 fare evasion citations.

Appendix A - Statistical Information



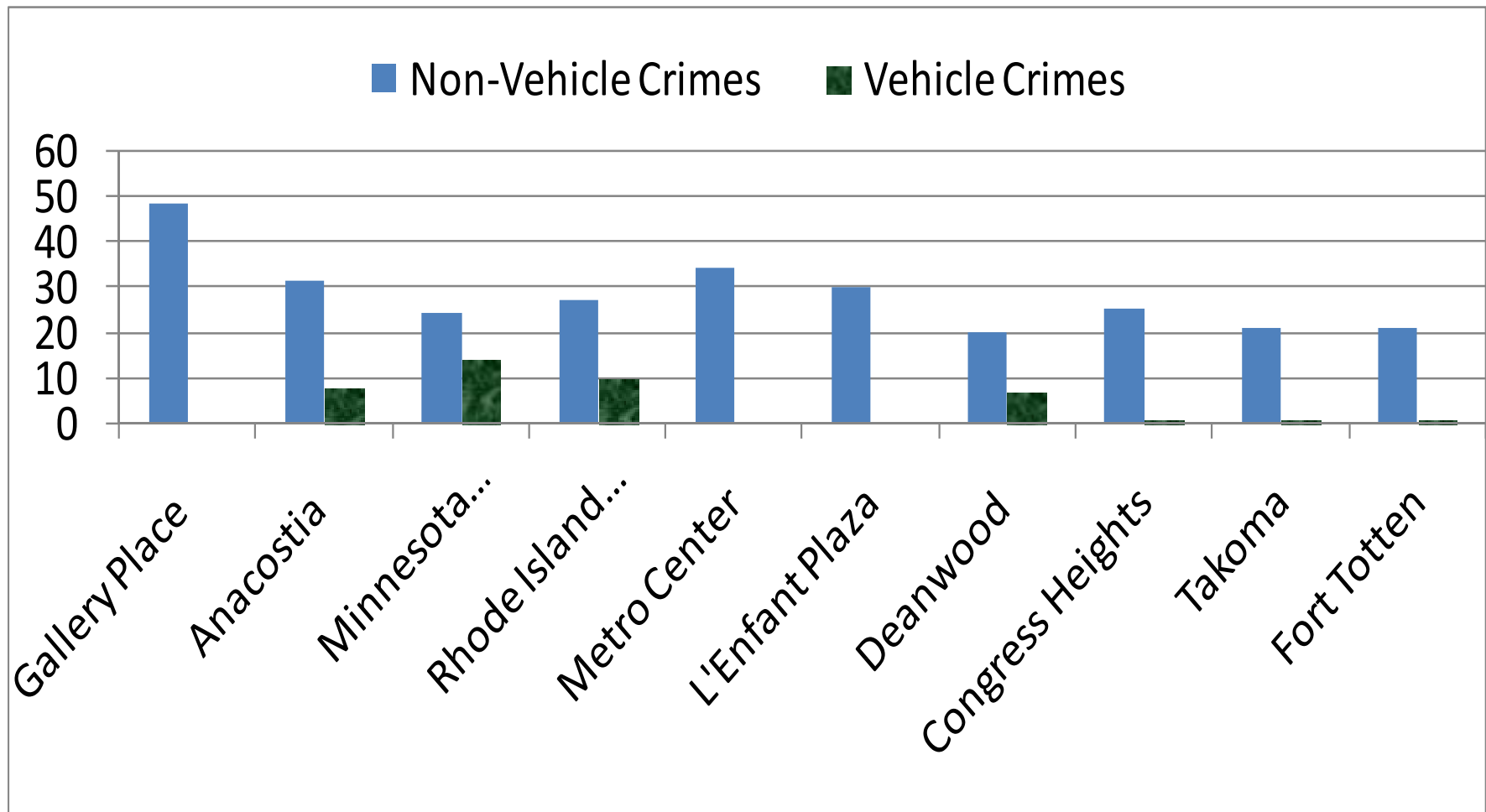
METRO TRANSIT POLICE CRIME REPORT

JANUARY - SEPTEMBER

Part I Crime	2005	2006	2007	2008	2009
Aggravated Assault	68	81	79	71	72
Burglary	1	1	5	2	0
Homicide	0	0	1	0	0
Larceny	373	406	527	639	562
Motor Vehicle Theft	114	93	116	144	123
Rape	0	2	1	0	1
Robbery	234	247	323	429	605
Total	790	830	1,052	1,285	1,363

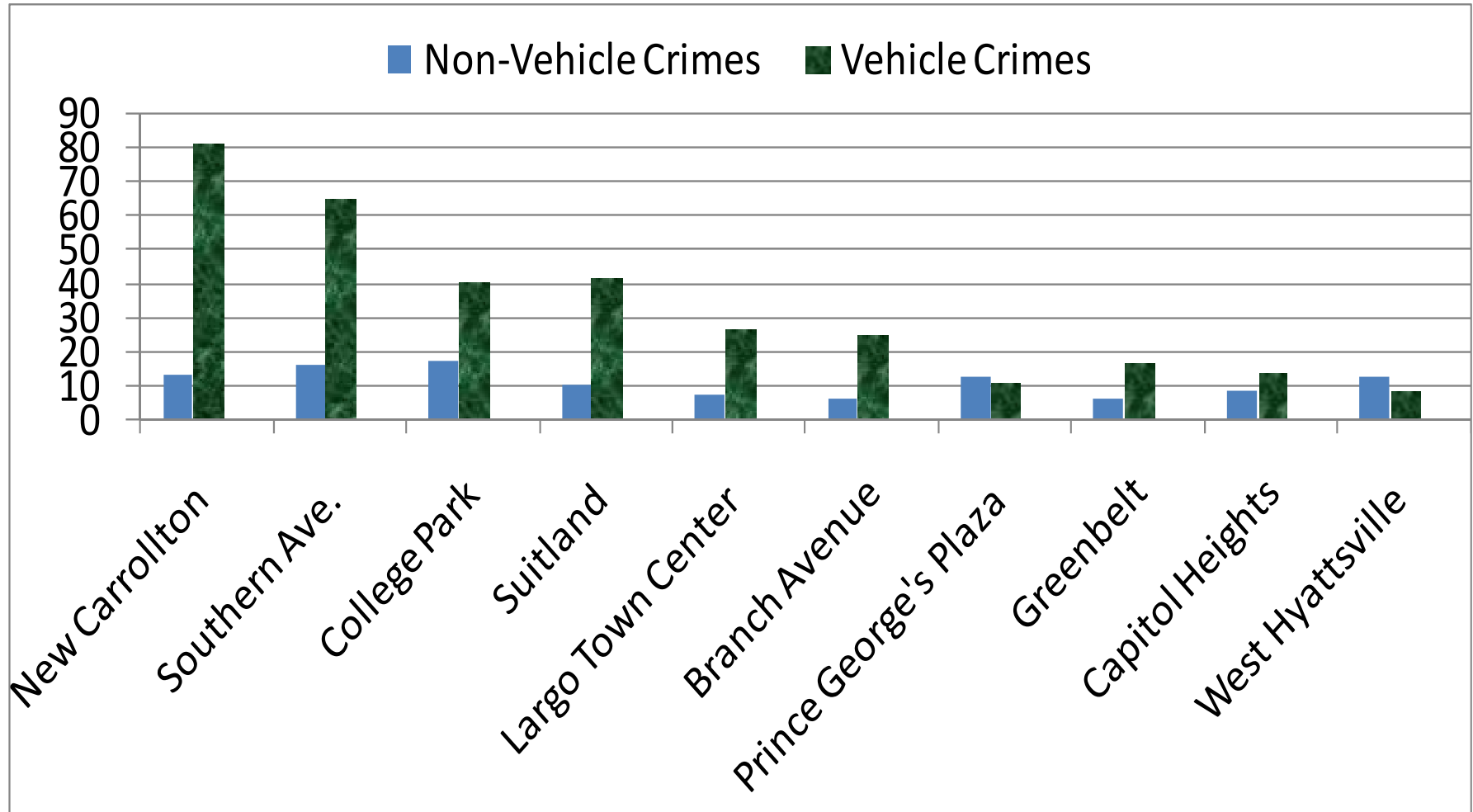


DISTRICT OF COLUMBIA TOP TEN METRORAIL STATIONS RANKED BY PART 1 CRIME





MARYLAND TOP TEN METRORAIL STATIONS RANKED BY PART 1 CRIME





VIRGINIA TOP TEN METRORAIL STATIONS RANKED BY PART 1 CRIME

