



Finance, Administration and Oversight Committee

Information Item III-A

October 11, 2007

Fare Policy

**Washington Metropolitan Area Transportation Authority
Board Action/Information Summary**

<input type="checkbox"/> Action <input checked="" type="checkbox"/> Information	MEAD Number:	Resolution: <input type="checkbox"/> Yes <input checked="" type="checkbox"/> No
--	--------------	--

PURPOSE

To present the Board of Directors with answers to questions raised regarding a forecast of the FY09 operating budget and with fare policy information.

DESCRIPTION

The FY09 budget forecasts a funding need of \$109 million. In response to that staff has analyzed a number of fare changes for Board consideration. Additionally, the Board has requested information regarding possible fare policies.

NEXT STEPS

To proceed, the Board of Directors will review and consider a fare policy.



FY09 Fare Proposal Update (Information Item)

Presented to the Board of Directors:

**Finance, Administration and Oversight
Committee**


October 11, 2007





Staff Objectives

- Follow up with information requested by Board
- Explain the impacts on parking, bus and rail
- Request Board guidance on next steps, possibly soliciting public input through the formal hearing process





September 27 Meeting Recap

- \$109M* needed
- Metro staff proposed:
 - 50¢ parking fare increase
 - 25¢ bus fare increase
 - 20-40¢ increase in base rail fare
 - 60¢ - \$1.25 increase in maximum rail fare**
- Discussion of fare policy

* Assumes a 6.5% subsidy increase of \$33M.

** Affects less than 10% of riders.



What an extra



yields



Rail

\$7.0M/12 months
\$10.0M/18 months



Bus

\$1.6M/12 months
\$2.4M/18 months



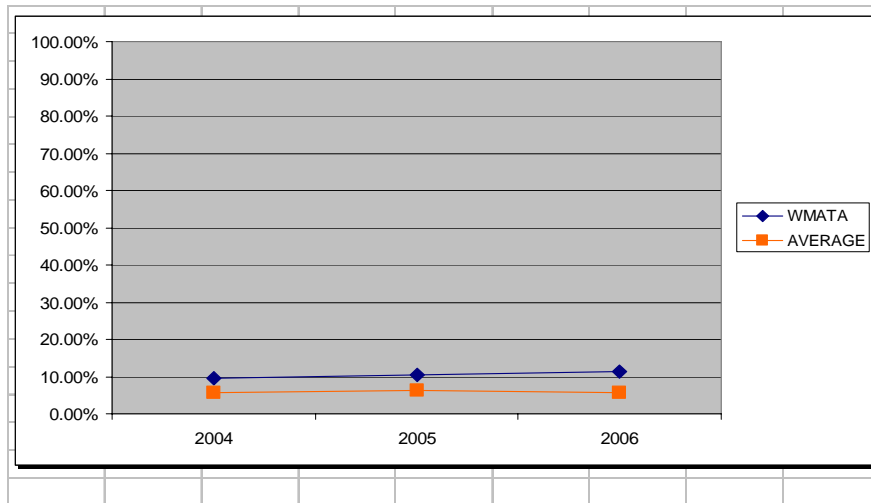
Parking

\$0.7M/12 months
\$1.0M/18 months



Overtime Benchmarks

Overtime as a Percentage of Total Labor Hours 2004-2006

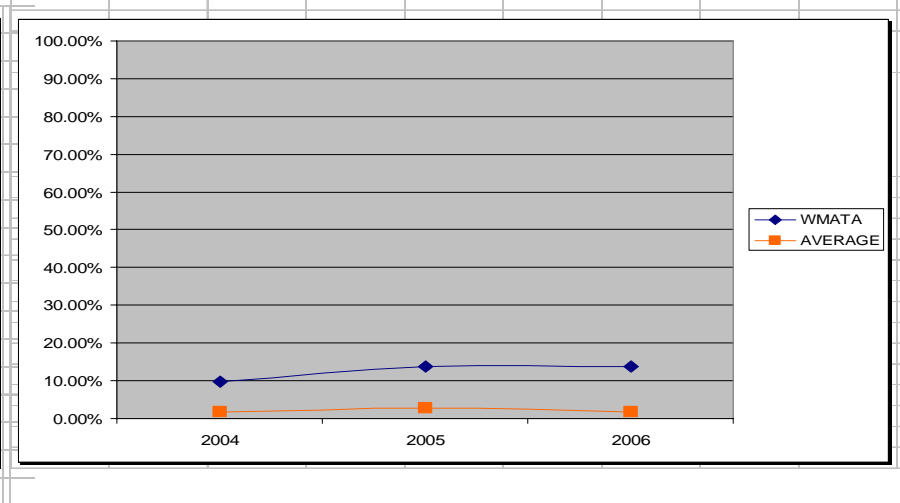


Bus Benchmark

Average incl.: Boston, Chicago, Dallas, NY and Washington

Average is approx. 6%

Washington Metro is 10-11%



Rail Benchmark

Average incl.: Boston, Chicago, Dallas, NY and Washington

Average is 1.7-2.2%

Washington Metro is 9.9-13.7%



Overtime costs FY06-09 and Efforts to Reduce Overtime

Metro's overtime costs:

- FY07: \$79M
- FY08: \$60M (budget)
- FY09: \$70M (projected)

Overtime Reduction Efforts:

- Changed policy to allow Metro to hire full time bus operators
- Between July and September, reduced vacancies by 25% by filling 224 positions
- Organized special project team to develop ways to reduce overtime throughout the Authority



Accident Claim Trends

\$ Millions		Worker's Compensation Loss Payments	Third Party Payments
FY2002	actual	\$9	\$6
FY2003	actual	\$11	\$4
FY2004	actual	\$14	\$8
FY2005	actual	\$16	\$8
FY2006	actual	\$15	\$11
FY2007	actual	\$13	\$5
FY2008	actuarial forecast	\$16	\$16
FY2009	actuarial forecast	\$16	\$25
FY2010	actuarial forecast	\$17	\$12
FY2011	actuarial forecast	\$17	\$13

The new safety program will reduce the number of claims. However, individual claim costs are rising.



Market-Priced Parking

- Referring to the 2006 parking survey (included in the appendix), there are at least five examples where customers have other choices for parking near our facilities.
- Given the construction in the region, the 2006 survey may not include current development.

Station	Private Lot*	Metro Lot
New Carrollton (2 lots)	\$6.00	\$3.50***
Rockville	\$9.00-\$10.00	\$4.00
Twinbrook	\$3.00-\$5.00	\$4.00***
Wheaton	\$3.15**	\$3.25
White Flint	\$7.50	\$4.00***

* These private lots are either parking garages or paved lots not unimproved gravel lots.

** Montgomery County operated, metered lot.

*** These lots have rate of \$7.50-\$7.75 for non-riders.



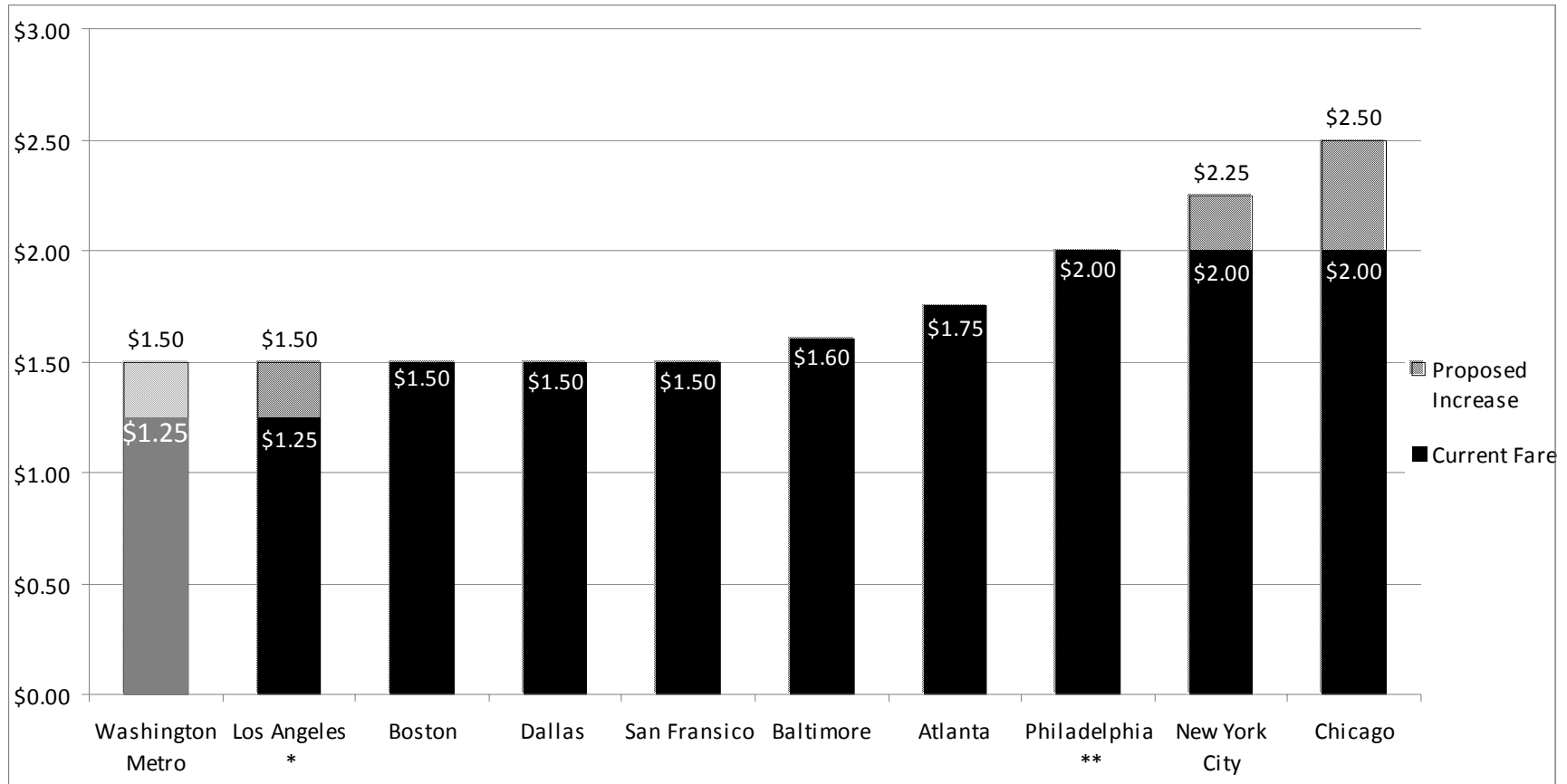
Market-Priced Parking

- There is a significant demand for parking downtown and close-in suburbs and these market rates are considerably higher. Some examples* include:
 - Bethesda \$7-\$10
 - Crystal City area \$12-\$15
 - Downtown DC \$12-\$15
 - Rosslyn \$7-\$12
 - Silver Spring \$6-\$7
- Five Metro-owned parking facilities do not usually fill up:
 - Anacostia (DC)
 - Minnesota Ave (DC)
 - PG Plaza (MD)
 - Wheaton (MD)
 - White Flint (MD)

* **Source:** *Metro 2006 Staff Survey of Select Parking Facilities Within .75 mile of Metrorail Stations*, attached in appendix.
Nearly 200 parking locations are included.



Cash Bus Fares in Other Markets



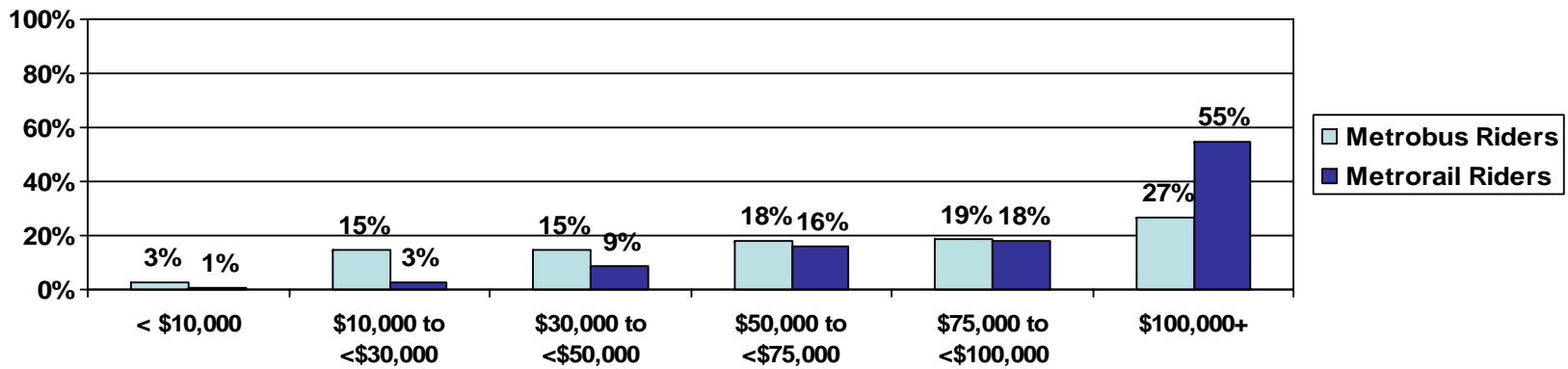
* No discounted transfer fare available in LA (customers pay each time they board bus)

** Fares in Philadelphia were increased from \$1.45 to \$2.00 on July 9, 2007

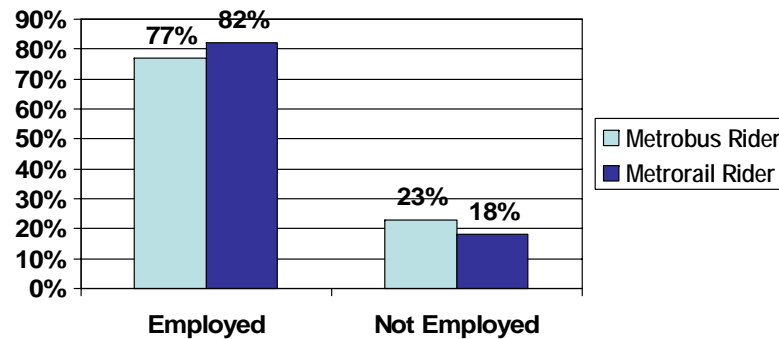


Metro Rider Profile

HOUSEHOLD INCOME



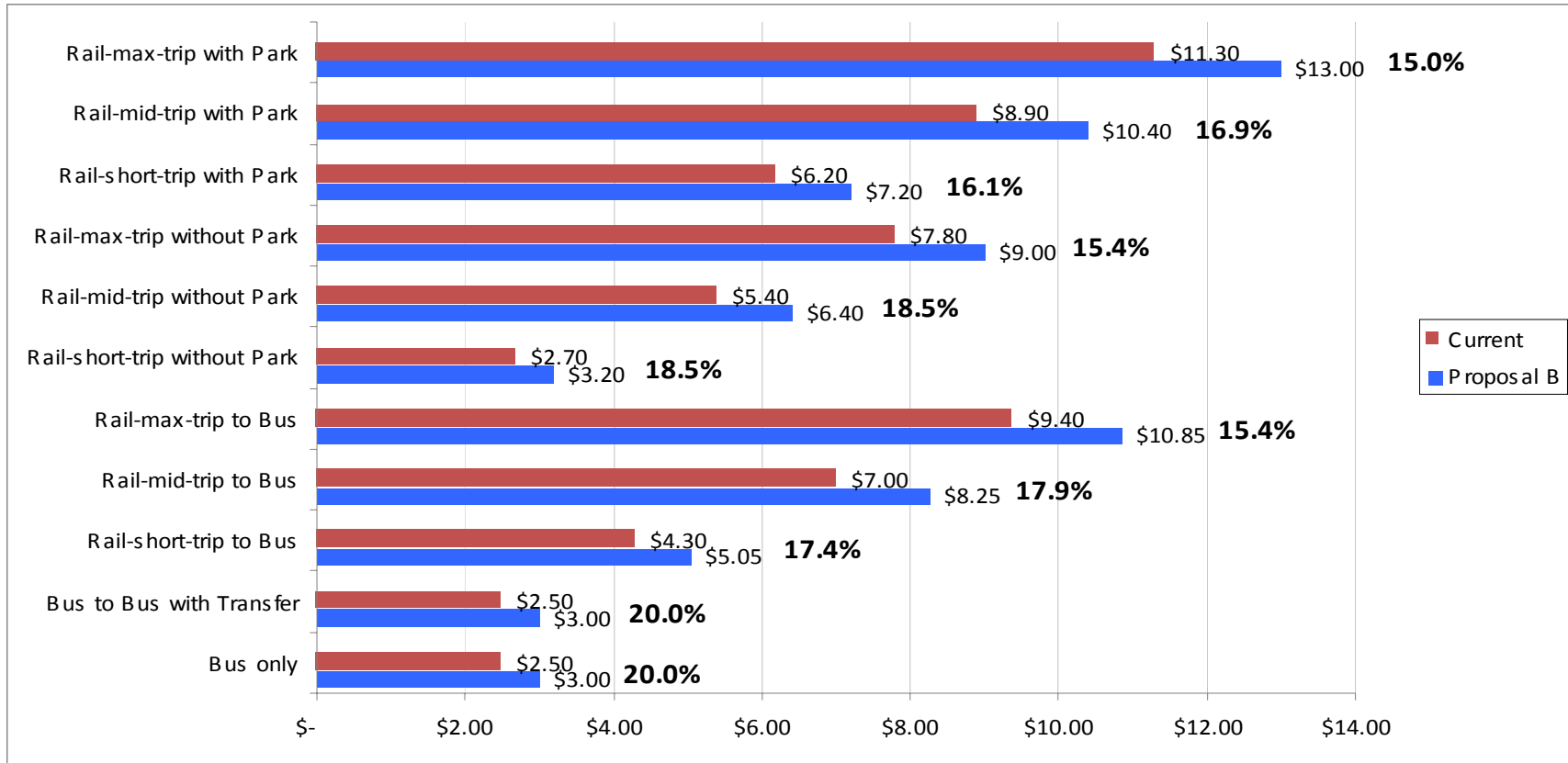
EMPLOYMENT



Source: FY07 WMATA Customer Satisfaction Survey, presented to WMATA Board September 13, 2007.



What customers could experience: sample roundtrip fares



Rail short trip is a 3-mile trip or less. (e.g. from Union Station to Dupont Circle)
Rail mid trip is a 10-mile trip. (e.g. from Branch Ave. to Metro Center)
Rail max trip is longer than 15 miles. (e.g. from Vienna to Capitol South)
Only 10% of Metro riders take a trip longer than 15 miles and park.

A-18 Month Option-Minimal Ridership Loss Assumption		Current Fare	New Fare	Revenue
Metrorail				
Metrorail Peak	Increase boarding charge by 20 cents	\$1.35	\$1.55	
	Increase charge for composite miles between 3 and 6 by 4 cents	\$0.22	\$0.26	
	Increase charge for composite miles over 6 by 3 cents	\$0.195	\$0.225	
	Increase maximum regular fare by \$0.60	\$3.90	\$4.50	
	Increase the charge for Senior/Disabled to one-half regular fare	\$0.65 - \$1.95	\$0.80-\$2.25	
	Rail-to-bus transfer on Smartrip only			
	Subtotal			\$61,859,470
Rail Off-peak	Increase charge for first 7 composite miles by 20 cents	\$1.35	\$1.55	
	Increase charge for composite miles between 7 and 10 by 20 cents	\$1.85	\$2.05	
	Increase charge for composite miles greater than 10 by 20 cents	\$2.35	\$2.55	
	Rail-to-bus transfer on Smartrip only			
	Subtotal			\$18,208,726
PASSES				
	Increase price of the One Day Pass by 20%	\$6.50	\$7.80	\$2,165,370
	Increase price of the Weekly Short Trip Pass by 20 %	\$22.00	\$26.40	\$626,299
	Increase price of the Weekly Fast Pass by 20%	\$32.50	\$39.00	\$1,461,067
	Eliminate the Metro Passport	15.00-\$30.00		
	Increase the price of the SmartStudent Pass	\$22.00	\$26.00	
	Increase price of Transit Link Card MARC and VRE	\$65.00	\$80.00	
	Increase price of Transit Link Card MTA	\$110.00	\$135.00	
	Subtotal Rail Passes			\$4,252,736
OTHER FARE MEDIA				
	Increase the charge for DC Student Farecards/ 10 trips	\$6.50	\$7.75	
Total Rail Revenue				\$84,320,932
Metrobus				
Metrobus	Increase boarding charge by 25 cents	\$1.25	\$1.50	\$10,500,000
	Increase boarding charge for express bus service by 60 cents	\$3.00	\$3.60	
	Increase charge for Senior/Disabled fare by 15 cents	\$0.60	\$0.75	
	Bus-to-bus transfers issued on Smartcards only			
	Extend bus-to-bus transfer period from two to three hours			
	Increase all special fares by \$0.25			
PASSES				
	Eliminate Regional One Day Pass	\$3.00	-	
	Increase price of the Weekly Flash Pass by 18 %	\$11.00	\$13.00	\$2,708,123
	Increase price of the Weekly Senior Flash Pass	\$6.00	\$7.50	
	Increase price of the Weekly Disabled Flash Pass	\$6.00	\$7.50	
TOKENS				
	Eliminate regular Metrobus tokens			
OTHER FARE MEDIA				
	Increase the charge for DC Student Tokens /10 trips (\$0.625 to \$0.75)	\$6.25	\$7.50	
Total Bus Revenue				\$13,208,123
MetroAccess				
MetroAccess	Increase MetroAccess fare as required by law	2.50	\$3.00	
	Increase supplemental zone fares by approximately 20%	\$1.00-\$4.00	\$1.25-\$4.75	
Parking				
	Increase parking fee by \$0.50 (approximately 90% capacity)	Varies	\$0.50	\$9,832,086
	Increase Monthly Reserved Parking by \$10.00 (8,500 spaces)	\$45.00	\$55.00	\$1,530,000
	Increase the rate for parking meters to \$1.00 for 60 minutes	\$0.25	\$1.00	\$1,100,000
	Extend the Non-Metro Parking Fee to all Metrorail stations			
	Eliminate the \$25.00 Redskins Game Day fee at Morgan Blvd. and Largo			
Total Parking Revenue				\$12,462,086
Bicycle Lockers				
	Increase bicycle lockers rental rate	\$70.00	\$150.00	
Charter				
Charter	Increase Contract/Charter rates by 20%			
Total	Total Fare Package			\$109,991,141

B-18 Month Option-Traditional Ridership Loss Assumption		Current Fare	New Fare	Revenue
Metrorail				
Metrorail Peak	Increase boarding charge by 25 cents	\$1.35	\$1.60	
	Increase charge for composite miles between 3 and 6 by 4 cents	\$0.22	\$0.26	
	Increase charge for composite miles over 6 by 3 cents	\$0.195	\$0.225	
	Increase maximum regular fare by \$0.60	\$3.90	\$4.50	
	Increase the charge for Senior/Disabled to one-half regular fare	\$0.65 - \$1.95	\$0.80-\$2.25	
	Rail-to-bus transfer on Smartrip only			
	Subtotal			\$58,604,952
Rail Off-peak	Increase charge for first 7 composite miles by 25 cents	\$1.35	\$1.60	
	Increase charge for composite miles between 7 and 10 by 25 cents	\$1.85	\$2.10	
	Increase charge for composite miles greater than 10 by 25 cents	\$2.35	\$2.60	
	Rail-to-bus transfer on Smartrip only			
	Subtotal			\$20,677,403
PASSES				
	Increase price of the One Day Pass by 20%	\$6.50	\$7.80	\$2,165,370
	Increase price of the Weekly Short Trip Pass by 20 %	\$22.00	\$26.40	\$626,299
	Increase price of the Weekly Fast Pass by 20%	\$32.50	\$39.00	\$1,461,067
	Eliminate the Metro Passport	15.00-\$30.00		
	Increase the price of the SmartStudent Pass	\$22.00	\$26.00	
	Increase price of Transit Link Card MARC and VRE	\$65.00	\$80.00	
	Increase price of Transit Link Card MTA	\$110.00	\$135.00	
	Subtotal Rail Passes			\$4,252,736
OTHER FARE MEDIA				
	Increase the charge for DC Student Farecards/ 10 trips	\$6.50	\$8.00	
Total Rail Revenue				\$83,535,091
Metrobus				
Metrobus	Increase boarding charge by 25 cents	\$1.25	\$1.50	\$10,500,000
	Increase boarding charge for express bus service by 60 cents	\$3.00	\$3.60	
	Increase charge for Senior/Disabled fare by 15 cents	\$0.60	\$0.75	
	Bus-to-bus transfers issued on Smartcards only			
	Extend bus-to-bus transfer period from two to three hours			
	Increase all special fares by \$0.25			
PASSES				
	Eliminate Regional One Day Pass	\$3.00	-	
	Increase price of the Weekly Flash Pass by 18 %	\$11.00	\$13.00	\$2,708,123
	Increase price of the Weekly Senior Flash Pass	\$6.00	\$7.50	
	Increase price of the Weekly Disabled Flash Pass	\$6.00	\$7.50	
TOKENS				
	Eliminate regular Metrobus tokens			
OTHER FARE MEDIA				
	Increase the charge for DC Student Tokens /10 trips (\$0.625 to \$0.75)	\$6.25	\$7.50	
Total Bus Revenue				\$13,208,123
MetroAccess				
MetroAccess	Increase MetroAccess fare as required by law	2.50	\$3.00	
	Increase supplemental zone fares by approximately 20%	\$1.00-\$4.00	\$1.25-\$4.75	
Parking				
	Increase parking fee by \$0.50 (approximately 90% capacity)	Varies	\$0.50	\$9,832,086
	Increase Monthly Reserved Parking by \$10.00 (8,500 spaces)	\$45.00	\$55.00	\$1,530,000
	Increase the rate for parking meters to \$1.00 for 60 minutes	\$0.25	\$1.00	\$1,100,000
	Extend the Non-Metro Parking Fee to all Metrorail stations	-	-	
	Eliminate the \$25.00 Redskins Game Day fee at Morgan Blvd. and Largo			
Total Parking Revenue				\$12,462,086
Bicycle Lockers				
	Increase bicycle lockers rental rate	\$70.00	\$150.00	
Charter				
Charter	Increase Contract/Charter rates by 20%			
Total	Total Fare Package			\$109,205,300

C-12 Month Option-Minimum Ridership Loss Assumption		Current Fare	New Fare	Revenue
Metrorail				
Metrorail Peak	Increase boarding charge by 35 cents	\$1.35	\$1.70	
	Increase charge for composite miles between 3 and 6 by 6 cents	\$0.22	\$0.28	
	Increase charge for composite miles over 6 by 4 cents	\$0.195	\$0.235	
	Increase maximum regular fare by \$1.10	\$3.90	\$5.00	
	Increase the charge for Senior/Disabled to one-half regular fare	\$0.65 - \$1.95	\$0.85-\$2.50	
	Rail-to-bus transfer on Smartrip only			
	Subtotal			\$66,028,320
Rail Off-peak	Increase charge for first 7 composite miles by 35 cents	\$1.35	\$1.70	
	Increase charge for composite miles between 7 and 10 by 35 cents	\$1.85	\$2.20	
	Increase charge for composite miles greater than 10 by 35 cents	\$2.35	\$2.70	
	Rail-to-bus transfer on Smartrip only			
	Subtotal			\$20,705,695
PASSES				
	Increase price of the One Day Pass by 20%	\$6.50	\$7.80	\$1,924,773
	Increase price of the Weekly Short Trip Pass by 20 %	\$22.00	\$26.40	\$556,710
	Increase price of the Weekly Fast Pass by 20%	\$32.50	\$39.00	\$1,298,726
	Eliminate the Metro Passport	15.00-\$30.00		
	Increase the price of the SmartStudent Pass	\$22.00	\$26.00	
	Increase price of Transit Link Card MARC and VRE	\$65.00	\$80.00	
	Increase price of Transit Link Card MTA	\$110.00	\$135.00	
	Subtotal Rail Passes			\$3,780,209
OTHER FARE MEDIA				
	Increase the charge for DC Student Farecards/ 10 trips	\$6.50	\$8.50	
Total Rail Revenue				\$90,514,224
Metrobus				
Metrobus	Increase boarding charge by 25 cents	\$1.25	\$1.50	\$8,200,000
	Increase boarding charge for express bus service by 60 cents	\$3.00	\$3.60	
	Increase charge for Senior/Disabled fare by 15 cents	\$0.60	\$0.75	
	Bus-to-bus transfers issued on Smartcards only			
	Extend bus-to-bus transfer period from two to three hours			
	Increase all special fares by \$0.25			
PASSES				
	Eliminate Regional One Day Pass	\$3.00	-	
	Increase price of the Weekly Flash Pass by 18 %	\$11.00	\$13.00	\$2,035,447
	Increase price of the Weekly Senior Flash Pass	\$6.00	\$7.50	
	Increase price of the Weekly Disabled Flash Pass	\$6.00	\$7.50	
TOKENS				
	Eliminate regular Metrobus tokens			
OTHER FARE MEDIA				
	Increase the charge for DC Student Tokens /10 trips (\$0.625 to \$0.75)	\$6.25	\$7.50	
Total Bus Revenue				\$10,235,447
MetroAccess				
MetroAccess	Increase MetroAccess fare as required by law	2.50	\$3.00	
	Increase supplemental zone fares by approximately 20%	\$1.00-\$4.00	\$1.25-\$4.75	
Parking				
	Increase parking fee by \$0.50 (approximately 90% capacity)	Varies	\$0.50	\$6,554,724
	Increase Monthly Reserved Parking by \$10.00 (8,500 spaces)	\$45.00	\$55.00	\$1,020,000
	Increase the rate for parking meters to \$1.00 for 60 minutes	\$0.25	\$1.00	\$733,333
	Extend the Non-Metro Parking Fee to all Metrorail stations			
	Eliminate the \$25.00 Redskins Game Day fee at Morgan Blvd. and Largo			
Total Parking Revenue				\$8,308,057
Bicycle Lockers				
	Increase bicycle lockers rental rate	\$70.00	\$150.00	
Charter				
Charter	Increase Contract/Charter rates by 20%			
Total	Total Fare Package			\$109,057,728

D-12 Month Option-Traditional Ridership Loss Assumption		Current Fare	New Fare	Revenue
Metrorail				
Metrorail Peak	Increase boarding charge by 40 cents	\$1.35	\$1.75	
	Increase charge for composite miles between 3 and 6 by 6 cents	\$0.22	\$0.28	
	Increase charge for composite miles over 6 by 4 cents	\$0.195	\$0.235	
	Increase maximum regular fare by \$1.25	\$3.90	\$5.15	
	Increase the charge for Senior/Disabled to one-half regular fare	\$0.65 - \$1.95	\$0.85-\$2.50	
	Rail-to-bus transfer on Smartrip only			
	Subtotal			\$67,767,016
Rail Off-peak	Increase charge for first 7 composite miles by 35 cents	\$1.35	\$1.70	
	Increase charge for composite miles between 7 and 10 by 35 cents	\$1.85	\$2.20	
	Increase charge for composite miles greater than 10 by 35 cents	\$2.35	\$2.70	
	Rail-to-bus transfer on Smartrip only			
	Subtotal			\$18,851,239
	PASSES			
	Increase price of the One Day Pass by 20%	\$6.50	\$7.80	\$1,924,773
	Increase price of the Weekly Short Trip Pass by 20 %	\$22.00	\$26.40	\$556,710
	Increase price of the Weekly Fast Pass by 20%	\$32.50	\$39.00	\$1,298,726
	Eliminate the Metro Passport	15.00-\$30.00		
	Increase the price of the SmartStudent Pass	\$22.00	\$26.00	
	Increase price of Transit Link Card MARC and VRE	\$65.00	\$80.00	
	Increase price of Transit Link Card MTA	\$110.00	\$135.00	
	Subtotal Rail Passes			\$3,780,209
	OTHER FARE MEDIA			
	Increase the charge for DC Student Farecards/ 10 trips	\$6.50	\$8.75	
Total Rail Revenue				\$90,398,464
Metrobus				
Metrobus	Increase boarding charge by 25 cents	\$1.25	\$1.50	\$8,200,000
	Increase boarding charge for express bus service by 60 cents	\$3.00	\$3.60	
	Increase charge for Senior/Disabled fare by 15 cents	\$0.60	\$0.75	
	Bus-to-bus transfers issued on Smartcards only			
	Extend bus-to-bus transfer period from two to three hours			
	Increase all special fares by \$0.25			
	PASSES			
	Eliminate Regional One Day Pass	\$3.00	-	
	Increase price of the Weekly Flash Pass by 18 %	\$11.00	\$13.00	\$2,035,447
	Increase price of the Weekly Senior Flash Pass	\$6.00	\$7.50	
	Increase price of the Weekly Disabled Flash Pass	\$6.00	\$7.50	
	TOKENS			
	Eliminate regular Metrobus tokens			
	OTHER FARE MEDIA			
	Increase the charge for DC Student Tokens /10 trips (\$0.625 to \$0.75)	\$6.25	\$7.50	
Total Bus Revenue				\$10,235,447
MetroAccess				
MetroAccess	Increase MetroAccess fare as required by law	2.50	\$3.00	
	Increase supplemental zone fares by approximately 20%	\$1.00-\$4.00	\$1.25-\$4.75	
Parking				
	Increase parking fee by \$0.50 (approximately 90% capacity)	Varies	\$0.50	\$6,554,724
	Increase Monthly Reserved Parking by \$10.00 (8,500 spaces)	\$45.00	\$55.00	\$1,020,000
	Increase the rate for parking meters to \$1.00 for 60 minutes	\$0.25	\$1.00	\$733,333
	Extend the Non-Metro Parking Fee to all Metrorail stations			
	Eliminate the \$25.00 Redskins Game Day fee at Morgan Blvd. and Largo			
Total Parking Revenue				\$8,308,057
Bicycle Lockers				
	Increase bicycle lockers rental rate	\$70.00	\$150.00	
Charter				
Charter	Increase Contract/Charter rates by 20%			
Total	Total Fare Package			\$108,941,968



Appendix



Appendix: How Many Parking Spaces? And Where?

Metro currently operates 61,121 parking spaces at 35 stations; 57,732 daily parking spaces and 3,380 parking metered spaces.

	Daily	Metered	Total	% Total
City of Alexandria	361	86	447	0.7%
Arlington County	422	20	442	0.7%
District of Columbia	2083	694	277	4.5%
Fairfax County	16599	517	17116	28.0%
Montgomery County	13884	513	14397	23.6%
Prince George's County	24383	1559	25942	42.4%
Total	57,732	3,389	61,121	100.0%



Appendix: FY09 Funding Need

FY09 Increased Funding Needed for:

Same-Level-of-Services	\$81
One-Time-Only in FY08	\$40
Base Budget Subtotal.....	<u>\$121</u>

Fund Added Service	\$41
Minimal Added Service	\$20
Fund the Reserve	\$12
Pay Debt Service with Fares	\$12

Funding Needed..... **\$141**

Assume 6.5% Subsidy Growth **\$33**

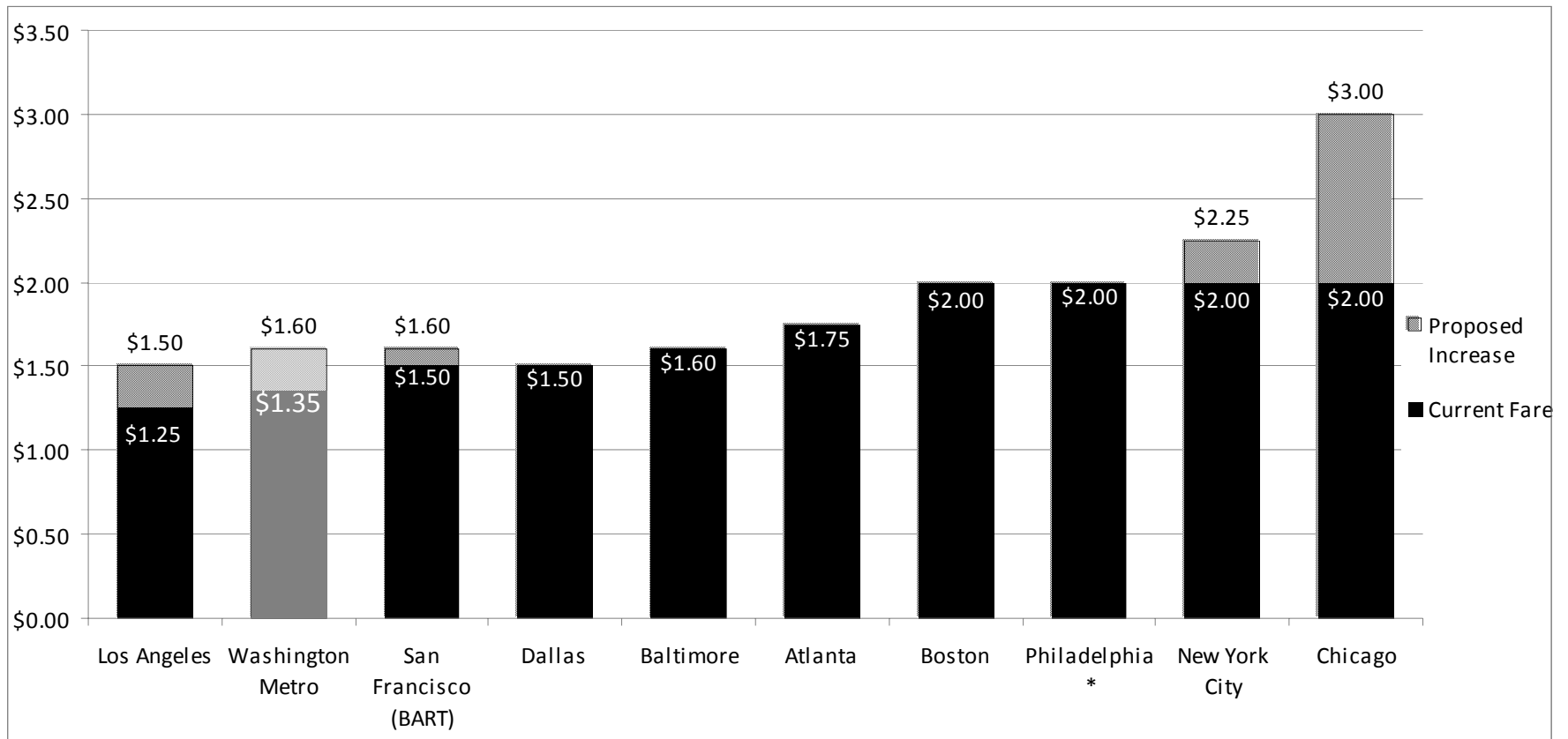
Net Funding Needed..... **\$109**

\$ Millions

Totals may not add
due to rounding



Appendix: Cash Rail Fares in Other Markets



* Fares in Philadelphia were increased from \$1.45 to \$2.00 on July 9, 2007

Stations	location	Company	Distance from Station	Up to Half Hour	Up to 1 Hour	Up to 2 hours	Up to 3 hours	Max to close	Early Bird	Night	Monthly
Bethesda	MD	Monument	0.5			\$2.00	\$4.00	\$10.00			
Bethesda	MD	Monument	0.1		\$5.00		\$9.00	\$10.00			\$110.00
Bethesda	MD	PMI	0.3		\$3.00	\$6.00		\$10.00		\$5.00	\$110.00
Bethesda	MD	Montg. County			\$0.75	\$1.50	\$1.50	\$7.50			
Bethesda	MD	Montg. County			\$0.75	\$1.50	\$1.50	\$7.50			
Bethesda	MD	Montg. County			\$0.75	\$1.50	\$1.50	\$7.50			
Bethesda	MD	Montg. County			\$0.75	\$1.50	\$1.50	\$7.50			
Bethesda	MD	Montg. County			\$0.75	\$1.50	\$1.50	\$7.50			
Bethesda	MD	Montg. County			\$0.75	\$1.50	\$1.50	\$7.50			
Bethesda	MD	Montg. County			\$0.75	\$1.50	\$2.25	\$8.25			
Bethesda	MD	Montg. County			\$0.75	\$1.50	\$2.25	\$8.25			
Forest Glen	MD										
White Flint	MD	Monument	0.6	\$1.50	\$3.00	\$6.00		\$7.50			\$85.00
Wheaton	MD	Montg. County	0.3		\$0.35	\$0.70	\$1.05				
Twinbrook	MD	landmark	0.3		\$3.00	\$3.00	\$5.00				
Twinbrook	MD	Monument	0.6					\$3.00			\$55.00
Silver Spring	MD	Colonial	0.5								
Silver Spring	MD	Montg. County	0.3		\$0.60	\$1.20	\$1.80	\$5.40			
Silver Spring	MD	Montg. County	0.7		\$0.60	\$1.20	\$1.80	\$5.40			
Silver Spring	MD	Montg. County	0.6		\$0.60	\$1.20	\$1.80	\$5.40			
Silver Spring	MD	Montg. County	0.5		\$0.60	\$1.20	\$1.80	\$7.00			
Silver Spring	MD	Montg. County	0.2		\$0.60	\$1.20	\$1.80	\$5.40			
Silver Spring	MD	Montg. County	0.2		\$0.60	\$1.20	\$1.80	\$5.40			
Silver Spring	MD	Montg. County	0.1		\$0.60	\$1.20	\$1.80	\$4.05			
Silver Spring	MD	Montg. County	0.5		\$0.50	\$1.00	\$1.50	\$6.50			
Silver Spring	MD	Montg. County	0.4		\$0.50	\$1.00	\$1.50	\$6.50			
Shady Grove	MD										
Rockville	MD	PMI	0.3		\$3.00	\$4.00	\$6.00	\$10.00			\$70.00
Rockville	MD	PMI	0.2		\$2.00	\$4.00	\$6.00	\$9.00			\$65.00
Grosvenor-Strathmore	MD										
Glenmont	MD										
Medical Center	MD										
Friendship Heights	MD										
Brookland-CUA	DC										
Cleveland Park	DC	Colonial	0.29								\$179.20
Woodley Park-Zoo/Adams Morgan	DC	Colonial	0.05								\$175.00
Woodley Park-Zoo/Adams Morgan	DC	Colonial	0.06								\$155.00
Woodley Park-Zoo/Adams Morgan	DC	Colonial	0.54								\$144.99
Woodley Park-Zoo/Adams Morgan	DC	Colonial	0.55								\$179.20
Van Ness-UDC	DC	landmark	0.2		\$3.00	\$6.00	\$7.00	\$7.00			

Stations	location	Company	Distance from Station	Up to Half Hour	Up to 1 Hour	Up to 2 hours	Up to 3 hours	Max to close	Early Bird	Night	Monthly
Union Station	DC	Colonial	0.25								\$198.00
Union Station	DC	QuikPark	0.2		\$6.00			\$13.00			
Union Station	DC	Marc Park	0.1		\$5.00	\$8.00	\$10.00	\$14.00		\$16.00	\$200.00
Union Station	DC	Marc Park	0.1		\$8.00			\$13.00	\$9.00		\$150.00
Union Station	DC	Marc Park	0.2								
Dupont Circle	DC	Colonial	0.07								\$220.00
Dupont Circle	DC	Colonial	0.08								
Dupont Circle	DC	Colonial	0.1								\$235.00
Dupont Circle	DC	Colonial	0.12		\$7.00			\$15.00			\$209.44
Dupont Circle	DC	Colonial	0.19								\$218.00
Dupont Circle	DC	Star Parking	0.5					\$12.00		\$25.00	
Tenleytown-AU	DC	Colonial	0.26								
Takoma	DC										
Rhode Island Ave-Brentwood	DC										
New York Ave-Florida Ave-Gallaudet U	DC		0.2					\$10.00			\$80.00
Fort Totten	DC	PMI	0.4					\$6.00			\$120.00
Farragut North	Downtown	landmark	0.1		\$8.00	\$13.00	\$15.00	\$15.00			
Farragut North	Downtown	Monument	0.1		\$6.00			\$12.00	\$10.00		\$210.00
Farragut North	Downtown	Monument	0.1		\$6.00			\$12.00	\$10.00		\$190.00
Metro Center	Downtown	PMI	0.1		\$7.00	\$11.00	\$13.00	\$20.00		\$7.50	\$250.00
Metro Center	Downtown	PMI	0.2		\$8.00	\$11.00		\$16.00		\$6.00	\$250.00
Metro Center	Downtown	PMI	0.1		\$7.00	\$12.00		\$15.00	\$11.00	\$6.00	\$255.00
Metro Center	Downtown	PMI	0.1		\$8.00	\$11.00		\$16.00		\$6.00	
Metro Center	Downtown	InterPark	0.1		\$7.00			\$15.00			\$230.00
Metro Center	Downtown	InterPark	0.1		\$7.00			\$15.00			\$230.00
Gallery Pl-Chinatown	Downtown	Colonial	0.16								\$225.00
Gallery Pl-Chinatown	Downtown	Colonial	0.19								\$224.00
Gallery Pl-Chinatown	Downtown	Colonial	0.24								\$196.00
Gallery Pl-Chinatown	Downtown	Colonial	0.25								\$190.00
Gallery Pl-Chinatown	Downtown	Colonial	0.26								\$245.00
Gallery Pl-Chinatown	Downtown	InterPark	0.1		\$13.00			\$13.00	\$10.00		\$200.00
Gallery Pl-Chinatown	Downtown	Carr Park	0.1								
Judiciary Square	Downtown	InterPark	0.25		\$7.00	\$13.00		\$17.00	\$14.00		\$235.00
Judiciary Square	Downtown	InterPark	0.3		\$7.00	\$13.00		\$17.00	\$14.00		\$235.00
Judiciary Square	Downtown	PMI	0.3		\$6.00	\$8.00		\$12.00	\$11.00		\$205.00
Landover	MD										
Largo Town Center	MD										
Cheverly	MD										
Morgan Boulevard	MD										
New Carrollton	MD	New Carrollton	0.2					\$6.00			\$65.00

Stations	location	Company	Distance from Station	Up to Half Hour	Up to 1 Hour	Up to 2 hours	Up to 3 hours	Max to close	Early Bird	Night	Monthly
New Carrollton	MD	New Carrollton	0.3					\$6.00			\$65.00
Addison Road-Seat Pleasant	MD										
Benning Road	DC										
Capitol Heights	DC										
Deanwood	DC										
Eastern Market	DC										
Minnesota Ave	DC										
Stadium-Armory	DC										
Potomac Ave	DC										
Foggy Bottom-GWU	DC	PMI	0.3		\$6.00	\$10.00		\$12.00	\$9.00		
Foggy Bottom-GWU	DC	PMI	0.5		\$6.00	\$8.00		\$13.00		\$7.00	\$190.00
Foggy Bottom-GWU	Downtown	Monument	0.3								
Foggy Bottom-GWU	Downtown	QuikPark	0.2		\$7.50			\$15.00	\$11.00		
Foggy Bottom-GWU	Downtown	QuikPark			\$7.00			\$14.00	\$11.00		\$210.00
Foggy Bottom-GWU	Downtown	Central			\$8.00			\$15.00	\$12.00		\$230.00
Capitol South	Downtown				\$5.00	\$7.00	\$8.00	\$12.00		\$5.00	\$180.00
Farragut West	Downtown	Monument	0.2		\$1.00			\$11.00	\$9.00	\$5.00	\$200.00
Farragut West	Downtown	Monument	0.2		\$6.00			\$12.00			\$240.00
Federal Center SW	Downtown										
Federal Triangle	Downtown										
L'Enfant Plaza	Downtown										
McPherson Square	Downtown	PMI	0.1		\$8.00	\$12.00		\$16.00		\$7.00	\$250.00
McPherson Square	Downtown	System	0.1		\$7.00			\$15.00			\$235.00
McPherson Square	Downtown	Central	0.2		\$7.00			\$14.00			\$210.00
McPherson Square	Downtown	McM	0.2		\$6.00	\$8.00		\$11.00			\$175.00
Smithsonian	Downtown	Park America	0.3		\$7.00			\$12.00			\$215.00
Smithsonian	Downtown	PMI	0.3		\$8.00			\$15.00	\$16.00		
Ballston-MU	VA	Monument	0.3	\$1.00	\$2.00	\$4.00	\$6.00	\$15.00			
Ballston-MU	VA	colonial	0.03								\$85.00
Ballston-MU	VA	colonial	0.07								\$92.50
Ballston-MU	VA	colonial	0.07								\$85.00
Ballston-MU	VA	colonial	0.11								
Ballston-MU	VA	colonial	0.14								
Ballston-MU	VA	central	0.4				\$1.00	\$8.00			\$87.00
Clarendon	VA	Penn	0.1	Free				Free			Free
Clarendon	VA	Altman's	0.3	\$3.00				\$10.00			none
Clarendon	VA	InterPark	0.4	\$2.00				\$10.00			\$100.00
Dunn Loring-Merrifield	VA										
East Falls Church	VA										
Virginia Square-GMU	VA	Altman's	0.6	\$3.50				\$7.00			none

Stations	location	Company	Distance from Station	Up to Half Hour	Up to 1 Hour	Up to 2 hours	Up to 3 hours	Max to close	Early Bird	Night	Monthly
Virginia Square-GMU	VA	Colonial	0.5	\$3.00				\$7.50			\$90.00
Virginia Square-GMU	VA	Standard	0.2	\$4.00				\$12.00			\$85.00
Virginia Square-GMU	VA	Metro Park	0.1	n/a				\$5.00			\$65.00
West Falls Church-VT/UVA	VA										
Vienna/Fairfax-GMU	VA										
Arlington Cemetery	VA										
Court House	VA	Colonial	0.1								
Court House	VA	InterPark	0.2		\$3.00			\$7.00			none
Court House	VA	PMI	0.2		\$0.75			\$13.00			\$100.00
Court House	VA	n/a	0.3		Free			Free			Free
Court House	VA	PMI	0.1		\$2.00			\$6.00			\$100.00
Court House	VA	Colonial	0.2		\$4.00			\$8.00			\$90.00
Rosslyn	VA	Monument	0.2		\$5.00			\$8.00	\$7.00		\$120.00
Rosslyn	VA	Colonial	1		\$5.00			\$7.00			\$90.00
Rosslyn	VA	Ross	0.8		\$4.00			\$7.00			\$110.00
Rosslyn	VA	Central	0.8		\$5.00			\$7.00			n/a
Rosslyn	VA	Colonial	0.7		\$5.00			\$7.00			\$115.00
Rosslyn	VA	Central	0.7		\$4.00			\$7.00			\$120.00
Rosslyn	VA	Westfield	0.6		\$4.00			\$12.00			\$120.00
Rosslyn	VA	Monument	0.6		\$3.50			\$7.00			\$110.00
Rosslyn	VA	Westfield	0.3		\$4.00			\$12.00			\$120.00
Rosslyn	VA	Colonial	0.3		\$3.00			\$10.00			\$90.00
Rosslyn	VA	InterPark	0.1		\$4.00			\$12.00			n/a
Rosslyn	VA	InterPark	0.4		\$4.00			\$12.00			n/a
Rosslyn	VA	Standard	0.1		\$6.00			\$11.00			\$135.00
Rosslyn	VA	PMI	0.3		\$5.00			\$10.00			n/a
Rosslyn	VA	Stantard	0.2		\$6.00			\$11.00			\$135.00
Rosslyn	VA	Central	0.3		\$5.00			\$10.00			\$120.00
Rosslyn	VA	Marc Park	0.1		\$6.00			\$11.00			
Rosslyn	VA	Westfield	0.3		\$4.00			\$12.00			\$120.00
Rosslyn	VA	Atlantic	0.3		\$5.00			\$10.00			n/a
Rosslyn	VA	Marriott	0.4		\$2.00			\$10.00			n/a
Rosslyn	VA	n/a	0.3		n/a			n/a			n/a
Rosslyn	VA	PMI	0.3		\$4.00			\$10.00			\$135.00
Rosslyn	VA	Atlantic	0.1		\$5.00			\$10.00			
Rosslyn	VA	Westfield	0.1		\$4.00			\$12.00			\$120.00
Rosslyn	VA	PMI	0.2		\$4.00			\$10.00			\$95.00
Archives-Navy Memorial-Penn Quarter	Downtown	PMI	0.2		\$8.00	\$14.00		\$19.00		\$15.00	\$240.00
Archives-Navy Memorial-Penn Quarter	Downtown	InterPark	0.2		\$9.00				\$8.00	\$10.00	
Mt Vernon Sq 7th St-Convention Center	Downtown	PMI	0.1		\$6.00			\$10.00		\$5.00	\$140.00

Stations	location	Company	Distance from Station	Up to Half Hour	Up to 1 Hour	Up to 2 hours	Up to 3 hours	Max to close	Early Bird	Night	Monthly
Mt Vernon Sq 7th St-Convention Center	Downtown	PMI	0.1		\$6.00			\$10.00			
Braddock Road	VA										
Crystal City	VA	PMI	0.1		\$4.00	\$8.00	\$12.00	\$16.00			\$120.00
Crystal City	VA	PMI	0.2		\$4.00	\$8.00	\$12.00	\$16.00			\$120.00
Crystal City	VA	PMI	0.3		\$4.00	\$8.00	\$12.00	\$16.00			\$120.00
Crystal City	VA	PMI	0.4		\$4.00	\$8.00	\$12.00	\$16.00			\$120.00
Crystal City	VA	PMI	0.4		\$4.00	\$5.00	\$7.00	\$16.00			\$120.00
Crystal City	VA	PMI	0.3		\$2.50			\$17.00			\$120.00
Eisenhower Avenue	VA										
Franconia-Springfield	VA										
Huntington	VA										
Pentagon	VA										
Ronald Reagan Washington National Airport	VA	DCA parking	0.1	\$2.00	\$4.00	\$8.00		\$15.00			
Ronald Reagan Washington National Airport	VA	DCA parking	0.1	\$2.00	\$4.00	\$8.00		\$28.00			
Ronald Reagan Washington National Airport	VA	DCA parking	0.1		\$5.00	\$10.00		\$15.00			
Ronald Reagan Washington National Airport	VA		0.1		\$3.00	\$6.00		\$9.00			
King Street	VA	landmark	0.1		\$5.00	\$8.00		\$10.00			
King Street	VA	landmark	0.3		\$5.00	\$7.00		\$10.00			
Pentagon City	VA										
Van Dorn Street	VA										
Branch Ave	MD										
College Park-U of MD	MD										
Greenbelt	MD										
Southern Avenue	MD										
Suitland	MD										
Naylor Road	MD										
West Hyattsville	MD										
Prince George's Plaza	MD										
Shaw-Howard U	DC										
Anacostia	DC										
Columbia Heights	DC										
Congress Heights	DC										
Georgia Ave-Petworth	DC										
Navy Yard	DC	Colonial	0.07								\$195.00
Navy Yard	DC	Colonial	0.1								\$202.75
Navy Yard	DC	Colonial	0.21								\$200.00
Navy Yard	DC	Colonial	0.67								
Navy Yard	DC	Colonial	0.76								\$190.00
U Street/African-Amer Civil War Memorial/Cardozo	DC	Number 1	0.2								
U Street/African-Amer Civil War Memorial/Cardozo	DC										
Waterfront-SEU	DC	Tag B Parking	0.4								



Indexed Fare Policy Update

Presented to the Board of Directors:

**Finance, Administration and Oversight
Committee**

October 11, 2007





Staff Objectives

- Provide follow-up information requested by Board
- Solicit direction from Board on next steps



September 27 Meeting Recap

Staff discussed:

How to increase fares

When to increase fares

Staff proposed:

A proportional fare increase

Indexing future fare increases, using the Metro transportation index and constant cost recovery index

The Board requested:

More information on elements of the transportation index and on service standards.



Follow-up to Questions about Transportation Index

- Staff contacted Moody's-Economy.com for expert counsel in developing a transportation index
- Economists are developing market basket that will be specific to Metro's transportation costs
- Index is expected to reflect labor, healthcare, power, fuel and other cost drivers pertinent to Metro
- Generally, transportation costs rise at twice the rate of the Consumer Price Index (CPI)
- Staff will return to the Board when the transportation index has been fully developed, by the end of the calendar year



Service Standards

Why Standards?

Link service quality to fares

Increase accountability

Standards and Fares:

If index / budget / calendar / cost recovery suggest need for fare increase, Board reviews management of patron-oriented service quality measures since last fare change

Measures for safety, crowding, reliability, cleanliness, customer satisfaction, etc.

Board approval of Metro's service quality management required to advance fare increase analysis



Next Steps

- Staff proposes to return to the Board by the end of the calendar year with a fully developed transportation index and recommendations for implementation