

SUBJECT: DISTRIBUTION OF APPROVED FY2007 (INCLUDING FY 2007-2012 PROGRAM) METRO MATTERS ANNUAL WORK PLAN TO JURISDICTIONS

**PROPOSED
RESOLUTION
OF THE
BOARD OF DIRECTORS
OF THE
WASHINGTON METROPOLITAN AREA TRANSPORTATION AUTHORITY**

WHEREAS, On October 21, 2004, the Board of Directors approved the Metro Matters Funding Agreement (MMFA) for the period of Fiscal 2005–2010, including funding for the IRP, Rail Program, and Bus Program, with the Security Program to be accomplished when sufficient federal funding becomes available; and

WHEREAS, The implementation of the MMFA Section 4(a), requires WMATA to submit a draft Annual Work Plan to the Contributing Jurisdictions by December 15, 2005, and the final Annual Work Plan to be submitted to the Contributing Jurisdictions after approval by the Board of Directors in March 2006; and

WHEREAS, On March 16, 2006, the Board of Directors approved submitting a “draft” Annual Work Plan to the Contributing Jurisdictions containing a \$30 million reprogramming of funds between the Fiscal 2008 Systems and Facilities sub-elements of the Rail Car Program; and


WHEREAS, The Annual Work Plan includes: (1) an identification of the projects and activities in each Program Element of the Metro Matters Program for which funds will be obligated or expended during the next WMATA fiscal year; and (2) a budget for the Annual Work Plan that includes a cost estimate for each project activity in the Plan, by Program Element; and (3) a statement of each Contributing Jurisdiction’s required Allocated Contribution for the Annual Work Plan, including an identification of what portion of that contribution is a direct capital contribution, and what portion (if any) is to be used by WMATA to pay debt service on WMATA debt; and (4) a summary of the Metro Matters Program projects and activities undertaken in the then-current WMATA fiscal year, by Program Element, together with the costs incurred to date and the estimated remaining costs for those projects and activities; and (5) a summary of the projects and activities remaining to be carried out under the Metro Matters Program in future WMATA fiscal years (beyond the year covered by the Annual Work Plan) and the estimated cost to complete those projects and activities; and

WHEREAS, The Contributing Jurisdictions have received the draft Annual Work Plan and have provided comments to WMATA, and WMATA staff have agreed to all of the comments and have presented them to the Board Budget Committee; now therefore be it

RESOLVED, That the Fiscal 2007 Metro Matters Annual Work Plan which is included in the Fiscal 2007–2012 Capital Improvement Program, is hereby approved by the WMATA Board of Directors and will be submitted to the Contributing Jurisdictions; and be it finally

RESOLVED, That this Resolution will be effective immediately.

Reviewed as to form and legal sufficiency,



Carol B. O'Keeffe
General Counsel



Washington Metropolitan Area Transit Authority
Washington, D.C.

FY 2007 Capital Budget

and

FY 2007-2012 Capital Improvement Program

including

FY 2007 Metro Matters Annual Work Plan

March 2006

Table of Contents

Section 1. Introduction to the Capital Improvement Program2

Section 2. Capital Improvement Program: FY 2007-2012 3

Section 3. Metro Matters Annual Work Plan: FY 2007 7

Section 4. Debt Strategy for FY 2007 Metro Matters Annual Work Plan 14

Section 5. Beyond Metro Matters Program: FY 2007-2012 17

Section 6. Project Summaries21

Appendix.....43

Section 1. Introduction to the Capital Improvement Program

The Capital Improvement Program (CIP) consists of two broad categories – the Metro Matters Program and the Beyond Metro Matters Program. The Metro Matters Program was initiated in FY 2005 by the jurisdictional funding partnership established by the Metro Matters Funding Agreement. This program provides funding for the Infrastructure Renewal Program (IRP), and for a group of high-priority transit projects. These high-priority transit projects (Rail Cars and Facilities, Buses and Facilities, and Security Program) allow WMATA to meet its critical short-term goals, while long-term financing solutions are considered.

The Beyond Metro Matters Program includes funding for the Infrastructure Renewal Program-II (IRP-II) projects beyond the period of the Metro Matters Funding Agreement, for other IRP-II projects not incorporated into the Metro Matters Funding Agreement, and for the System Access/Capacity Program (SAP) and System Expansion Program (SEP).

The following chart illustrates the relationships between the Metro Matters and Beyond Metro Matters programs, and the FY 2007 Capital Budget, the FY 2007-2012 CIP, and the FY 2007 Metro Matters Annual Work Plan

	< FY04	FY05	FY06	FY07	FY08	FY09	FY10	FY11	FY12	FY13	FY14-24
Metro Matters Program (expenditure-based, except where noted)											
obligation-based											
• Infrastructure Renewal Program (IRP)		\$\$\$\$	\$\$\$\$	\$\$\$\$	\$\$\$\$	\$\$\$\$	\$\$\$\$	\$\$	\$\$	\$	\$
• Rail Cars and Facilities		\$\$\$\$	\$\$\$\$	\$\$\$\$	\$\$\$\$	\$\$\$\$	\$\$\$\$	\$			
• Buses and Facilities		\$\$\$\$	\$\$\$\$	\$\$\$\$	\$\$\$\$	\$\$\$\$	\$\$\$\$				
• Credit Facility		\$\$\$\$	\$\$\$\$	\$\$\$\$	\$\$\$\$	\$\$\$\$	\$\$\$\$				
• System Expansion Planning		\$\$\$\$									
• Security Program		\$\$\$\$	\$\$\$\$	\$\$\$\$	\$\$\$\$	\$\$\$\$	\$\$\$\$				
• Debt Service			\$\$\$\$	\$\$\$\$	\$\$\$\$	\$\$\$\$	\$\$\$\$	\$\$	\$\$	\$\$	\$\$
Beyond Metro Matters Program (obligation-based)											
• Infrastructure Renewal Program-II			\$\$	\$\$	\$\$	\$\$		\$\$\$\$	\$\$\$\$		
• System Access/Capacity Program (SAP)		\$\$\$\$	\$\$\$\$	\$\$\$\$	\$\$\$\$	\$\$\$\$	\$\$\$\$	\$\$\$\$	\$\$\$\$		
• System Expansion Program (SEP)		\$\$\$\$	\$\$\$\$	\$\$\$\$	\$\$\$\$	\$\$\$\$	\$\$\$\$	\$\$\$\$	\$\$\$\$		
Pre-Metro Matters CIP (obligation-based)											
• Infrastructure Renewal Program (IRP)		\$\$\$\$									
• System Access/Capacity Program (SAP)		\$\$\$\$									
• System Expansion Program (SEP)		\$\$\$\$									

FY 2007 Capital Budget (indicated by a bracket under FY07)

FY 2007 Metro Matters Annual Work Plan (indicated by a box around FY07 for Metro Matters programs)

Six-Year CIP (indicated by a bracket under FY07-FY12)

FY 2007-2012 CIP (indicated by a box around FY07-FY12)

Section 2. Capital Improvement Program (CIP): FY 2007-2012

This section presents the six-year capital improvement program (CIP) for the period FY 2007-2012. This information is displayed in two parts: the Metro Matters Program and the Beyond Metro Matters Program.

Table 2.1
Capital Improvement Program (CIP): FY 2007-2012

(dollars in millions)

	FY 2007	FY 2008	FY 2009	FY 2010	FY 2011	FY 2012	FY07-12 Total
Metro Matters Program (a)							
Infrastructure Renewal Program (IRP)	\$ 263.221	\$ 369.641	\$ 433.153	\$ 258.913	\$ 200.853	\$ 135.350	\$ 1,661.131
Rail Cars and Facilities	280.960	88.900	8.500	3.400	1.900		383.660
Buses and Facilities	38.900	48.800	27.000	34.610			149.310
Credit Facility	2.000	2.000	2.000	2.000			8.000
Debt Service	26.261	37.137	56.830	192.759	55.451	62.250	430.688
Subtotal	\$ 611.342	\$ 546.478	\$ 527.483	\$ 491.682	\$ 258.204	\$ 197.600	\$ 2,632.789
Security Program	45.600	34.800	10.300	4.850			95.550
Subtotal: Metro Matters	\$ 656.942	\$ 581.278	\$ 537.783	\$ 496.532	\$ 258.204	\$ 197.600	\$ 2,728.339
Beyond Metro Matters (b)							
Infrastructure Renewal Program-II (IRP-II)	2.000	2.000	2.000		188.198	247.658	441.856
System Access/Capacity Program (SAP)	0.100						0.100
System Expansion Program (SEP)	3.000	3.000	3.000	3.000	3.000	3.000	18.000
Subtotal: Beyond Metro Matters	\$ 5.100	\$ 5.000	\$ 5.000	\$ 3.000	\$ 191.198	\$ 250.658	\$ 459.956
Total CIP	\$ 662.042	\$ 586.278	\$ 542.783	\$ 499.532	\$ 449.402	\$ 448.258	\$ 3,188.295

(a) Expenditures

(b) Obligations

Table 2.2
Source of Funds for FY 2007-2012 CIP

(dollars in millions)

	<u>FY 2007</u>	<u>FY 2008</u>	<u>FY 2009</u>	<u>FY 2010</u>	<u>FY 2011</u>	<u>FY 2012</u>	<u>FY07-12</u> <u>Total</u>
Metro Matters Program							
Federal Funds	\$ 190.318	\$ 255.783	\$ 247.206	\$ 265.022	\$ 54.348	\$ 13.416	\$ 1,026.093
State and Local Funds (a)	141.651	164.782	178.661	198.020	198.020	184.184	1,065.318
Misc. Internal CIP Funds	19.700	6.000	6.000	6.000	5.836		43.536
Debt and Related Capital Sources	254.072	119.913	95.616	22.640			492.241
Estimated Carry-over from FY 2006	5.601						5.601
Subtotal	\$ 611.342	\$ 546.478	\$ 527.483	\$ 491.682	\$ 258.204	\$ 197.600	\$ 2,632.789
Future Federal Security Funds	45.600	34.800	10.300	4.850			95.550
Subtotal	\$ 656.942	\$ 581.278	\$ 537.783	\$ 496.532	\$ 258.204	\$ 197.600	\$ 2,728.339
Metro Matters Program Expenditures	656.942	581.278	537.783	496.532	258.204	197.600	2,728.339
Difference (b)	-	-	-	-	-	-	-
Beyond Metro Matters							
Federal Funds					\$ 179.182	\$ 226.536	\$ 405.718
State and Local Funds (a)	3.000	3.000	3.000	3.000	5.971	22.822	40.793
Other Grants	2.000	2.000	2.000				6.000
Misc. Internal CIP Funds	0.100				6.000	1.300	7.400
Debt and Related Capital Sources					0.045		0.045
Subtotal: Beyond Metro Matters	\$ 5.100	\$ 5.000	\$ 5.000	\$ 3.000	\$ 191.198	\$ 250.658	\$ 459.956
Total CIP	\$ 662.042	\$ 586.278	\$ 542.783	\$ 499.532	\$ 449.402	\$ 448.258	\$ 3,188.295

(a) See table 2.3 for distribution by jurisdiction

(b) See Section 3 for additional information on Metro Matters source of funds, use of funds, and projected end-of-year fund balances

Table 2.3
Summary of State and Local Contributions: FY 2007-2012 CIP

(dollars in millions)

	FY 2007	FY 2008	FY 2009	FY 2010	FY 2011	FY 2012	FY07-12 Total
District of Columbia							
Metro Matters	\$ 51.880	\$ 60.351	\$ 65.435	\$ 72.525	\$ 72.525	\$ 67.458	\$ 390.174
Beyond Metro Matters	1.099	1.099	1.099	1.099	2.187	8.358	14.941
Subtotal	\$ 52.979	\$ 61.450	\$ 66.534	\$ 73.624	\$ 74.712	\$ 75.816	\$ 405.115
Maryland Jurisdictions							
Montgomery County							
Metro Matters	24.138	28.080	30.445	33.744	33.744	31.386	181.537
Beyond Metro Matters	0.511	0.511	0.511	0.511	1.017	3.889	6.950
Subtotal	\$ 24.649	\$ 28.591	\$ 30.956	\$ 34.255	\$ 34.761	\$ 35.275	\$ 188.487
Prince Georges County							
Metro Matters	26.683	31.040	33.654	37.301	37.301	34.695	200.674
Beyond Metro Matters	0.565	0.565	0.565	0.565	1.124	4.298	7.682
Subtotal	\$ 27.248	\$ 31.605	\$ 34.219	\$ 37.866	\$ 38.425	\$ 38.993	\$ 208.356
Subtotal: Maryland	\$ 51.897	\$ 60.196	\$ 65.175	\$ 72.121	\$ 73.186	\$ 74.268	\$ 396.843
Virginia Jurisdictions							
Alexandria							
Metro Matters	6.282	7.308	7.924	8.782	8.782	8.168	47.246
Beyond Metro Matters	0.133	0.133	0.133	0.133	0.265	1.013	1.810
Subtotal	\$ 6.415	\$ 7.441	\$ 8.057	\$ 8.915	\$ 9.047	\$ 9.181	\$ 49.056
Arlington County							
Metro Matters	12.311	14.321	15.527	17.210	17.210	16.007	92.586
Beyond Metro Matters	0.261	0.261	0.261	0.261	0.519	1.984	3.547
Subtotal	\$ 12.572	\$ 14.582	\$ 15.788	\$ 17.471	\$ 17.729	\$ 17.991	\$ 96.133
Fairfax, City of							
Metro Matters	0.274	0.319	0.346	0.383	0.383	0.356	2.061
Beyond Metro Matters	0.006	0.006	0.006	0.006	0.012	0.045	0.081
Subtotal	\$ 0.280	\$ 0.325	\$ 0.352	\$ 0.389	\$ 0.395	\$ 0.401	\$ 2.142
Fairfax County							
Metro Matters	19.685	22.900	24.828	27.519	27.519	25.596	148.047
Beyond Metro Matters	0.417	0.417	0.417	0.417	0.830	3.172	5.670
Subtotal	\$ 20.102	\$ 23.317	\$ 25.245	\$ 27.936	\$ 28.349	\$ 28.768	\$ 153.717
Falls Church							
Metro Matters	0.398	0.463	0.502	0.556	0.556	0.518	2.993
Beyond Metro Matters	0.008	0.008	0.008	0.008	0.017	0.063	0.112
Subtotal	\$ 0.406	\$ 0.471	\$ 0.510	\$ 0.564	\$ 0.573	\$ 0.581	\$ 3.105
Subtotal: Virginia	\$ 39.775	\$ 46.136	\$ 49.952	\$ 55.275	\$ 56.093	\$ 56.922	\$ 304.153
Total							
Metro Matters	\$ 141.651	\$ 164.782	\$ 178.661	\$ 198.020	\$ 198.020	\$ 184.184	\$ 1,065.318
Beyond Metro Matters	\$ 3.000	\$ 3.000	\$ 3.000	\$ 3.000	\$ 5.971	\$ 22.822	40.793
Total	\$ 144.651	\$ 167.782	\$ 181.661	\$ 201.020	\$ 203.991	\$ 207.006	\$ 1,106.111

Section 3. Metro Matters Annual Work Plan: FY 2007

This section provides the FY 2007 Metro Matters Annual Work Plan. Although special emphasis is placed on FY 2007, data for all years of the Metro Matters program is provided. The previous plan sent to the contributing jurisdictions in December 2005 has been revised for two reasons – a significant change in funding assumptions, and minor revisions to the expenditure schedules of certain projects.

The assumption of \$260.0 million in federal discretionary funds which had been included in the Metro Matters Funding Agreement has been removed from this work plan. The loss of these funds is off-set in part by an anticipated \$104.0 million in funds to be provided under the Safe, Accountable, Flexible, Efficient Transportation Equity Act – A Legacy for Users (SAFETEA-LU). To balance the Metro Matters Program in the short-run \$89.8 million in grant anticipation notes will be issued. These notes will increase debt service in the work plan by \$178.5 million over the long-run. To pay the debt service and other program costs, future federal formula grant funds will be taken from the Beyond Metro Matters Program beginning in FY 2012; and the \$38.3 million program balance anticipated in December, will be drawn down. The jurisdictional contributions remain unchanged.

In addition to the above mentioned changes, the expenditure schedules of five line items in the Metro Matters Program have been revised in FY 2006 and FY 2008 only. These changes do not change the total costs of the various Metro Matters program elements. Appendix B summarizes how the information presented here differs from the information presented in December 2005.

Table 3.1
Metro Matters Program Costs: Budgeted and Estimated FY 2005-2024
(dollars in millions - expenditure basis, except where noted)

	FY 2005 Budget	FY 2006 Budget	Annual Work Plan Year: FY 2007 Est.	FY 2008 Est.	FY 2009 Est.	FY 2010 Est.	FY 2011 Est.	FY 2012 Est.	FY 2013 thru 2024 Est.	Total All Years
Program Element A - IRP										
• Rolling Stock: Bus	\$ 43.282	\$ 61.000	\$ 6.000	\$ 49.110	\$ 59.974	\$ 41.014	\$ 37.952	\$ 32.676	\$ 57.942	\$ 388.950
• Rolling Stock: Rail	5.430	0.814				5.000	10.518	3.686	18.428	43.876
• Passenger Facilities	67.187	22.106	33.922	50.037	49.414	48.313	36.981	15.260	1.265	324.485
• Maintenance Facilities	34.527	13.894	16.856	19.552	26.826	34.989	32.506	30.431	9.807	219.388
• Systems	74.784	13.413	19.306	36.554	47.291	58.014	44.352	27.079	1.531	322.324
• Track and Structures	19.419	13.127	17.206	15.622	13.989	25.334	20.407	12.531	11.522	149.157
• Information Technology	4.658	2.834	3.800	4.000	4.000	4.488	4.805	2.953	3.609	35.147
• Program Management & Support	14.139	5.822	6.231	6.466	6.584	15.061	13.332	10.734	49.394	127.763
• Preventive Maintenance	20.700	20.700	20.700	20.700	20.700	20.700			0.157	124.357
• Financing Expenses	6.000	112.825	139.200	167.600	204.375	6.000				636.000
Subtotal	\$ 290.126	\$ 266.535	\$ 263.221	\$ 369.641	\$ 433.153	\$ 258.913	\$ 200.853	\$ 135.350	\$ 153.655	\$ 2,371.447
Program Element B - Rail Cars and Facilities										
• Rail Cars	27.910	55.380	101.150	30.850	8.500	3.400	1.900			229.090
• Facilities	0.370	59.050	84.840	40.320						184.580
• Systems	10.900	63.330	94.970	17.730						186.930
Subtotal	\$ 39.180	\$ 177.760	\$ 280.960	\$ 88.900	\$ 8.500	\$ 3.400	\$ 1.900	\$ -	\$ -	\$ 600.600
Program Element C - Buses and Facilities										
• Buses	-	0.500	12.300	26.500	20.700	34.610				94.610
• Garage	3.200	8.900	20.600	16.200						48.900
• Customer Facilities	3.800	5.800	6.000	6.100	6.300					28.000
Subtotal	\$ 7.000	\$ 15.200	\$ 38.900	\$ 48.800	\$ 27.000	\$ 34.610	\$ -	\$ -	\$ -	\$ 171.510
Other Projects										
• Credit Facility	2.000	2.000	2.000	2.000	2.000	2.000				12.000
• System Expansion Planning	3.000									3.000
Debt Service	-	12.181	26.261	37.137	56.830	192.759	55.451	62.250	594.155	1,037.024
Total	\$ 341.306	\$ 473.676	\$ 611.342	\$ 546.478	\$ 527.483	\$ 491.682	\$ 258.204	\$ 197.600	\$ 747.810	\$ 4,195.581
Program Element D - Security Program										
• Back-Up Operations Control Ctr.	2.300	17.600	22.700	17.900	2.000					62.500
• Other Security Initiatives	7.150	20.900	22.900	16.900	8.300	4.850				81.000
Total	\$ 9.450	\$ 38.500	\$ 45.600	\$ 34.800	\$ 10.300	\$ 4.850	\$ -	\$ -	\$ -	\$ 143.500
Grand Total	\$ 350.756	\$ 512.176	\$ 656.942	\$ 581.278	\$ 537.783	\$ 496.532	\$ 258.204	\$ 197.600	\$ 747.810	\$ 4,339.081

Obligations
Basis

Table 3.2
Metro Matters Integrated Financial Plan and Security Program Funding including Prior Year Balances
(dollars in millions)

	FY 2005	FY 2006	Annual Work Plan Year: FY 2007	FY 2008	FY 2009	FY 2010	FY 2011	FY 2012	FY 2013 thru 2024	Total All Years
	<u>Budget</u>	<u>Budget</u>	<u>Est.</u>	<u>Est.</u>	<u>Est.</u>	<u>Est.</u>	<u>Est.</u>	<u>Est.</u>	<u>Est.</u>	
Metro Matters Integrated Financial Plan										
• Federal Funds:										
- Federal Formula Grant Funds:										
› Section 5307 Federal Grant	\$ 100.206	\$ 110.986	\$ 114.183	\$ 118.787	\$ 128.819	\$ 137.016	\$ 30.978	\$ 7.647	\$ 106.713	\$ 855.335
› Section 5309 Federal Grant	59.236	59.403	76.135	81.816	93.977	103.596	23.370	5.769	80.503	583.805
Subtotal - Fed. Formula Grants	\$ 159.442	\$ 170.389	\$ 190.318	\$ 200.603	\$ 222.796	\$ 240.612	\$ 54.348	\$ 13.416	\$ 187.216	\$ 1,439.140
- Federal Bus Earmark Funds		8.500								8.500
- Federal Discretionary / SAFETEA-LU				55.180	24.410	24.410				104.000
Subtotal: Federal Funds	\$ 159.442	\$ 178.889	\$ 190.318	\$ 255.783	\$ 247.206	\$ 265.022	\$ 54.348	\$ 13.416	\$ 187.216	\$ 1,551.640
• State and Local Funds:										
- District of Columbia	\$ 37.611	\$ 48.352	\$ 51.880	\$ 60.351	\$ 65.435	\$ 72.525	\$ 72.525	\$ 67.458	\$ 205.318	\$ 681.455
- Montgomery County	17.221	22.497	24.138	28.080	30.445	33.744	33.744	31.386	95.529	316.784
- Prince Georges County	19.675	24.868	26.683	31.040	33.654	37.301	37.301	34.695	105.598	350.815
Maryland Subtotal	\$ 36.896	\$ 47.365	\$ 50.821	\$ 59.120	\$ 64.099	\$ 71.045	\$ 71.045	\$ 66.081	\$ 201.127	\$ 667.599
- Alexandria	4.551	5.855	6.282	7.308	7.924	8.782	8.782	8.168	24.862	82.514
- Arlington County	8.716	11.474	12.311	14.321	15.527	17.210	17.210	16.007	48.722	161.498
- City of Fairfax	0.181	0.255	0.274	0.319	0.346	0.383	0.383	0.356	1.085	3.582
- Fairfax County	14.216	18.346	19.685	22.900	24.828	27.519	27.519	25.596	77.905	258.514
- Falls Church	0.286	0.371	0.398	0.463	0.502	0.556	0.556	0.518	1.575	5.225
Virginia Subtotal	\$ 27.950	\$ 36.301	\$ 38.950	\$ 45.311	\$ 49.127	\$ 54.450	\$ 54.450	\$ 50.645	\$ 154.149	\$ 511.333
Subtotal - State and Local Funds	\$ 102.457	\$ 132.018	\$ 141.651	\$ 164.782	\$ 178.661	\$ 198.020	\$ 198.020	\$ 184.184	\$ 560.594	\$ 1,860.387
• Misc. Internal CIP Funding Sources	31.276	13.700	19.700	6.000	6.000	6.000	5.836			88.512
• Debt and Related Capital Sources	48.173	154.628	254.072	119.913	95.616	22.640				695.042
Subtotal	\$ 341.348	\$ 479.235	\$ 605.741	\$ 546.478	\$ 527.483	\$ 491.682	\$ 258.204	\$ 197.600	\$ 747.810	\$ 4,195.581
• Prior Year Balance (from table 3.3)	n/a	0.042	5.601	-	-	-	-	-	-	5.601
Total	\$ 341.348	\$ 479.277	\$ 611.342	\$ 546.478	\$ 527.483	\$ 491.682	\$ 258.204	\$ 197.600	\$ 747.810	\$ 4,195.581
Security Program										
• Federal Security Funds	9.450	38.500	45.600	34.800	10.300	4.850				143.500
• Prior Year Balance (from table 3.3)	n/a									143.500
Total	\$ 9.450	\$ 38.500	\$ 45.600	\$ 34.800	\$ 10.300	\$ 4.850	\$ -	\$ -	\$ -	\$ 143.500
Grand Total	\$ 350.798	\$ 517.777	\$ 656.942	\$ 581.278	\$ 537.783	\$ 496.532	\$ 258.204	\$ 197.600	\$ 747.810	\$ 4,339.081

Table 3.3
Change in Metro Matters Program Fund Balance at End of Year: FY 2005-2012

(dollars in millions)

	FY 2005 Budget	FY 2006 Budget	Annual Work Plan Year: FY 2007 Est.	FY2008 Est.	FY2009 Est.	FY2010 Est.	FY2011 Est.	FY2012 Est.
Metro Matters Program (without Security)								
• Sources of Funds without Prior Year Balance (from table 3.2)	\$ 341.348	\$ 479.235	\$ 605.741	\$ 546.478	\$ 527.483	\$ 491.682	\$ 258.204	\$ 197.600
• Plus: Prior Year Balance	n/a	0.042	5.601	-	-	-	-	-
• Less: Expenditures (from table 3.1)	(341.306)	(473.676)	(611.342)	(546.478)	(527.483)	(491.682)	(258.204)	(197.600)
End of Year Balance	\$ 0.042	\$ 5.601	\$ -	\$ -	\$ -	\$ -	\$ -	\$ -
Security Program								
• Sources of Funds without Prior Year Balance (from table 3.2)	\$ 9.450	\$ 38.500	\$ 45.600	\$ 34.800	\$ 10.300	\$ 4.850	\$ -	\$ -
• Plus: Prior Year Balance	n/a	-	-	-	-	-	-	-
• Less: Expenditures (from table 3.1)	(9.450)	(38.500)	(45.600)	(34.800)	(10.300)	(4.850)	-	-
End of Year Balance	\$ -	\$ -	\$ -	\$ -	\$ -	\$ -	\$ -	\$ -
Total End of Year Balances	\$ 0.042	\$ 5.601	\$ -	\$ -	\$ -	\$ -	\$ -	\$ -

Table 3.4
FY 2006 Metro Matters Annual Work Plan: Actual and Estimated Expenditures, and Budget Variance
(dollars in millions - expenditure basis)

	Expenditures			Budget Variance	
	Actual as of 28-Feb-06	Estimated Rest-of- Year	Total	Budget	Variance
Program Element A - IRP					
• Rolling Stock: Bus	\$ 22.706	\$ 38.294	\$ 61.000	\$ 61.000	\$ -
• Rolling Stock: Rail	-	0.814	0.814	0.814	-
• Passenger Facilities	3.008	18.698	21.706	21.706	-
• Maintenance Facilities	0.977	11.517	12.494	12.494	-
• Systems	0.992	8.421	9.413	9.413	-
• Track and Structures	1.935	11.192	13.127	13.127	-
• Information Technology	1.381	1.453	2.834	2.834	-
• Program Management & Support	-	5.822	5.822	5.822	-
• Preventive Maintenance	10.350	10.350	20.700	20.700	-
• Financing Expenses	93.869	18.956	112.825	112.825	-
Subtotal	\$ 135.218	\$ 125.517	\$ 260.735	\$ 260.735	\$ -
Program Element B - Rail Cars and Facilities					
• Rail Cars	-	55.380	55.380	55.380	-
• Facilities	15.797	43.253	59.050	59.050	-
• Systems	3.035	66.095	69.130	69.130	-
Subtotal	\$ 18.832	\$ 164.728	\$ 183.560	\$ 183.560	\$ -
Program Element C - Buses and Facilities					
• Buses	-	0.500	0.500	0.500	-
• Garage	-	8.900	8.900	8.900	-
• Customer Facilities	0.269	5.531	5.800	5.800	-
Subtotal	\$ 0.269	\$ 14.931	\$ 15.200	\$ 15.200	\$ -
Other Projects					
• Credit Facility	0.537	1.463	2.000	2.000	-
• System Expansion Planning	-	-	-	-	-
Debt Service	-	12.181	12.181	12.181	-
Total	\$ 154.856	\$ 318.820	\$ 473.676	\$ 473.676	\$ -
Program Element D - Security Program					
• Back-Up Operations Control Ctr.	-	17.600	17.600	17.600	-
• Other Security Initiatives	-	20.900	20.900	20.900	-
Total	\$ -	\$ 38.500	\$ 38.500	\$ 38.500	\$ -
Grand Total	\$ 154.856	\$ 357.320	\$ 512.176	\$ 512.176	\$ -

Table 3.5
FY 2006 Metro Matters Annual Work Plan: Actual and Estimated Sources of Funds, and Budget Variance
(dollars in millions)

	Sources of Funds			Budget Variance	
	Actual as of 28-Feb-06	Estimated Rest-of- Year	Total	Budget	Variance
Metro Matters Integrated Financial Plan					
• Federal Funds:					
- Federal Formula Grant Funds:					
› Section 5307 Federal Grant	\$ 110.986	\$ -	\$ 110.986	\$ 110.986	\$ -
› Section 5309 Federal Grant	58.613	-	58.613	59.403	(0.790)
Subtotal - Fed. Formula Grants	\$ 169.599	\$ -	\$ 169.599	\$ 170.389	\$ (0.790)
- Federal Bus Earmark Funds	10.542	-	10.542	8.500	2.042
- Federal Discretionary Grant Funds			-		-
Subtotal: Federal Funds	\$ 180.141	\$ -	\$ 180.141	\$ 178.889	\$ 1.252
• State and Local Funds:					
- District of Columbia	\$ 36.264	\$ 12.088	\$ 48.352	\$ 48.352	-
- Montgomery County	16.873	5.624	22.497	22.497	-
- Prince Georges County	18.651	6.217	24.868	24.868	-
Maryland Subtotal	\$ 35.524	\$ 11.841	\$ 47.365	\$ 47.365	\$ -
- Alexandria	4.391	1.464	5.855	5.855	-
- Arlington County	8.606	2.868	11.474	11.474	-
- City of Fairfax	0.191	0.064	0.255	0.255	-
- Fairfax County	13.760	4.586	18.346	18.346	-
- Falls Church	0.278	0.093	0.371	0.371	-
Virginia Subtotal	\$ 27.226	\$ 9.075	\$ 36.301	\$ 36.301	\$ -
Subtotal - State and Local Funds	\$ 99.014	\$ 33.004	\$ 132.018	\$ 132.018	\$ -
• Misc. Internal CIP Funding Sources	4.000	9.700	13.700	13.700	-
• Debt and Related Capital Sources	-	154.628	154.628	154.628	-
Subtotal	\$ 283.155	\$ 197.332	\$ 480.487	\$ 479.235	\$ 1.252
• Prior Year Balance	-	0.042	0.042	0.042	-
Total	\$ 283.155	\$ 197.374	\$ 480.529	\$ 479.277	\$ 1.252
Security Program					
• Federal Security Funds	-	38.500	38.500	38.500	-
• Prior Year Balance	-				-
Total	\$ -	\$ 38.500	\$ 38.500	\$ 38.500	\$ -
Grand Total	\$ 283.155	\$ 235.874	\$ 519.029	\$ 517.777	\$ 1.252

Table 3.6
Reconciling Proposed Plan to Metro Matters Funding Agreement
(dollars in millions)

	FY 2005	FY 2006	Annual Work Plan Year: FY 2007	FY 2008	FY 2009	FY 2010	FY 2011	FY 2012	FY 2013 thru 2024	Total All Years
Expenditures										
• Expenditure schedule incorporated into the Metro Matters Funding Agreement										
- All Other Program Elements	\$ 341.310	\$ 473.676	\$ 611.342	\$ 546.213	\$ 516.459	\$ 530.911	\$ 252.368	\$ 184.184	\$ 560.594	\$ 4,017.057
- Security Program	9.450	38.500	45.600	34.800	10.300	4.850	-	-	-	143.500
Total	\$ 350.760	\$ 512.176	\$ 656.942	\$ 581.013	\$ 526.759	\$ 535.761	\$ 252.368	\$ 184.184	\$ 560.594	\$ 4,160.557
• Expenditure schedule proposed in this document (table 3.1)										
- All Other Program Elements	341.306	473.676	611.342	546.478	527.483	491.682	258.204	197.600	747.810	4,195.581
- Security Program	9.450	38.500	45.600	34.800	10.300	4.850	-	-	-	143.500
Total	\$ 350.756	\$ 512.176	\$ 656.942	\$ 581.278	\$ 537.783	\$ 496.532	\$ 258.204	\$ 197.600	\$ 747.810	\$ 4,339.081
• Variance										
- All Other Program Elements	(0.004)	-	-	0.265	11.024	(39.229)	5.836	13.416	187.216	178.524
- Security Program	-	-	-	-	-	-	-	-	-	-
Total	\$ (0.004)	\$ -	\$ -	\$ 0.265	\$ 11.024	\$ (39.229)	\$ 5.836	\$ 13.416	\$ 187.216	\$ 178.524
Revenues (does not include Prior Year Balance)										
• Revenue schedule incorporated into the Metro Matters Funding Agreement										
- All Other Program Elements	\$ 341.310	\$ 473.676	\$ 611.342	\$ 546.213	\$ 516.459	\$ 530.911	\$ 252.368	\$ 184.184	\$ 560.594	\$ 4,017.057
- Security Program	9.450	38.500	45.600	34.800	10.300	4.850	-	-	-	143.500
Total	\$ 350.760	\$ 512.176	\$ 656.942	\$ 581.013	\$ 526.759	\$ 535.761	\$ 252.368	\$ 184.184	\$ 560.594	\$ 4,160.557
• Revenue schedule proposed in this document (table 3.2)										
- All Other Program Elements	341.348	479.235	605.741	546.478	527.483	491.682	258.204	197.600	747.810	4,195.581
- Security Program	9.450	38.500	45.600	34.800	10.300	4.850	-	-	-	143.500
Total	\$ 350.798	\$ 517.735	\$ 651.341	\$ 581.278	\$ 537.783	\$ 496.532	\$ 258.204	\$ 197.600	\$ 747.810	\$ 4,339.081
• Variance										
- All Other Program Elements	0.038	5.559	(5.601)	0.265	11.024	(39.229)	5.836	13.416	187.216	178.524
- Security Program	-	-	-	-	-	-	-	-	-	-
Total	\$ 0.038	\$ 5.559	\$ (5.601)	\$ 0.265	\$ 11.024	\$ (39.229)	\$ 5.836	\$ 13.416	\$ 187.216	\$ 178.524

Section 4. Debt Strategy for FY 2007 Metro Matters Annual Work Plan

The FY 2007 Metro Matters Annual Work Plan includes the issuance of \$116.9 million in long-term grant anticipation notes in FY 2007-2009. This debt is necessary in order to balance the Metro Matters Program with the anticipated loss of federal funds. The following tables present the complete debt strategy for the program including total debt issuance, debt service, and jurisdictional contributions towards principal and interest.

Table 4.1
Debt Strategy for FY 2007 Metro Matters Annual Work Plan
(dollars in millions)

	FY 2005 <u>Budget</u>	FY 2006 <u>Budget</u>	Annual Work Plan Year: FY 2007 <u>Est.</u>	FY 2008 <u>Est.</u>	FY 2009 <u>Est.</u>	FY 2010 <u>Est.</u>	FY 2011 <u>Est.</u>	FY 2012 <u>Est.</u>	FY 2013 thru 2024 <u>Est.</u>	Total <u>All Years</u>
Issuance of Debt										
Bus System Financing		\$ 17.500	\$ 12.300	\$ 80.946	\$ 56.648	\$ 22.640				\$ 190.034
Rail System Financing		115.000	135.000							250.000
Commercial Paper	48.173	22.128	67.805							138.106
Grant Anticipation Notes			38.967	38.967	38.968					116.902
Total Debt Issuance	\$ 48.173	\$ 154.628	\$ 254.072	\$ 119.913	\$ 95.616	\$ 22.640	\$ -	\$ -	\$ -	\$ 695.042
Debt Service										
Bus System Financing		\$ 1.560	\$ 3.172	\$ 13.783	\$ 21.208	\$ 25.745	\$ 25.745	\$ 25.745	\$ 140.491	\$ 257.449
Rail System Financing		10.621	23.089	23.089	23.089	23.089	23.089	23.089	266.449	415.604
Commercial Paper				0.265	12.533	143.925				156.723
Grant Anticipation Notes							6.617	13.416	187.215	207.248
Total Debt Service	\$ -	\$ 12.181	\$ 26.261	\$ 37.137	\$ 56.830	\$ 192.759	\$ 55.451	\$ 62.250	\$ 594.155	\$ 1,037.024

Table 4.2
FY 2007 Metro Matters Program: Use of State and Local Funds for Debt Service
(dollars in millions)

Jurisdiction	State and Local Funds in FY 2007 Metro Matters Program	Use of State and Local Funds in FY 2007					Total
		Capital Spending	Debt Service				
			Interest	Principal	Subtotal		
• District of Columbia	\$ 51.880	\$ 42.261	\$ 5.860	\$ 3.759	\$ 9.619	\$ 51.880	
• Montgomery County	24.138	19.663	2.726	1.749	4.475	24.138	
• Prince Georges County	26.683	21.736	3.014	1.933	4.947	26.683	
Maryland Subtotal	\$ 50.821	\$ 41.399	\$ 5.740	\$ 3.682	\$ 9.422	\$ 50.821	
• Alexandria	6.282	5.118	0.709	0.455	1.164	6.282	
• Arlington County	12.311	10.029	1.390	0.892	2.282	12.311	
• City of Fairfax	0.274	0.223	0.031	0.020	0.051	0.274	
• Fairfax County	19.685	16.036	2.223	1.426	3.649	19.685	
• Falls Church	0.398	0.324	0.045	0.029	0.074	0.398	
Virginia Subtotal	\$ 38.950	\$ 31.730	\$ 4.398	\$ 2.822	\$ 7.220	\$ 38.950	
Total	\$ 141.651	\$ 115.390	\$ 15.998	\$ 10.263	\$ 26.261	\$ 141.651	

Section 5. Beyond Metro Matters Program: FY 2007-20012

This section presents the Beyond Metro Matters Program for the period FY 2007-20012. Beyond Metro Matters includes programming for the Infrastructure Renewal Program-II (IRP-II) that is not funded by the Metro Matters Funding Agreement, and projects found within the System Access/Capacity Program (SAP), and the System Expansion Program (SEP).

See Appendix A for information on continuing reimbursable projects (SAP and SEP) that do not have new funding during FY 2007-2012. Appendix C summarizes the changes made to the FY 2007-2012 Beyond Metro Matters Program since December 2005

Table 5.1
Beyond Metro Matters Program: FY 2007-2012

(dollars in millions - obligations basis)

	<u>FY 2007</u>	<u>FY 2008</u>	<u>FY 2009</u>	<u>FY 2010</u>	<u>FY 2011</u>	<u>FY 2012</u>	<u>FY07-12</u> <u>Total</u>
Infrastructure Renewal Program-II (IRP-II)							
• Rolling Stock: Bus					\$ 29.071	\$ 41.676	\$ 70.747
• Rolling Stock: Rail					14.882	21.335	36.217
• Passenger Facilities					27.994	40.132	68.126
• Safety and Security Improvements	2.000	2.000	2.000				6.000
• Maintenance Facilities					21.472	30.782	52.254
• Systems					71.216	62.092	133.308
• Track and Structures					0.971	21.392	22.363
• Information Technology					0.673	20.965	21.638
• Preventive Maintenance					20.700	7.284	27.984
• Credit Facility & Financing					1.219	2.000	3.219
Subtotal IRP	\$ 2.000	\$ 2.000	\$ 2.000	\$ -	\$ 188.198	\$ 247.658	\$ 441.856
System Access/Capacity Program (SAP)							
District of Columbia							
• Adams Morgan-U Street Link	0.100						0.100
Subtotal SAP	\$ 0.100	\$ -	\$ -	\$ -	\$ -	\$ -	\$ 0.100
System Expansion Program (SEP)							
All WMATA Jurisdictions							
• Project Development	3.000	3.000	3.000	3.000	3.000	3.000	18.000
Subtotal SEP	\$ 3.000	\$ 3.000	\$ 3.000	\$ 3.000	\$ 3.000	\$ 3.000	\$ 18.000
Total	\$ 5.100	\$ 5.000	\$ 5.000	\$ 3.000	\$ 191.198	\$ 250.658	\$ 459.956

Table 5.2
Source of Funds for Beyond Metro Matters Program: FY 2007-2012

(dollars in millions)

	<u>FY 2007</u>	<u>FY 2008</u>	<u>FY 2009</u>	<u>FY 2010</u>	<u>FY 2011</u>	<u>FY 2012</u>	<u>FY07-12 Total</u>
Infrastructure Renewal Program-II (IRP-II)							
• Federal Funds:							
- Transit Formula Grant (Section 5307)					\$ 102.134	\$ 129.126	\$ 231.260
- Transit Capital Investment Grant (Section 5309)					77.048	97.410	174.458
Subtotal	\$ -	\$ -	\$ -	\$ -	\$ 179.182	\$ 226.536	\$ 405.718
• State and Local Contributions (a)					2.971	19.822	22.793
• Other Grants	2.000	2.000	2.000				6.000
• Miscellaneous Internal Funding							
- Passenger Revenues					6.000		6.000
- Interest Earnings						1.300	1.300
Subtotal	\$ -	\$ -	\$ -	\$ -	\$ 6.000	\$ 1.300	\$ 7.300
• Debt Sources					0.045		0.045
Subtotal: IRP	\$ 2.000	\$ 2.000	\$ 2.000	\$ -	\$ 188.198	\$ 247.658	\$ 441.856
System Access/Capacity Program (SAP)							
• Miscellaneous Internal Funding / TIIF	0.100						0.100
Subtotal: SAP	\$ 0.100	\$ -	\$ -	\$ -	\$ -	\$ -	\$ 0.100
System Expansion Program (SEP)							
• State and Local Contributions (a)	3.000	3.000	3.000	3.000	3.000	3.000	18.000
Subtotal: SEP	\$ 3.000	\$ 3.000	\$ 3.000	\$ 3.000	\$ 3.000	\$ 3.000	\$ 18.000
Total	\$ 5.100	\$ 5.000	\$ 5.000	\$ 3.000	\$ 191.198	\$ 250.658	\$ 459.956

(a) See table 5.3 for distribution by jurisdiction. The jurisdictional contributions in the Beyond Metro Matters Program when combined with the contributions in the Metro Matters Program provide sufficient amounts for the required local match on the estimated federal grants.

Table 5.3
Summary of State and Local Contributions for Beyond Metro Matters: FY 2007-2012

(dollars in millions)	FY 2007	FY 2008	FY 2009	FY 2010	FY 2011	FY 2012	FY07-12 Total
District of Columbia							
IRP-II					\$ 1.088	\$ 7.259	\$ 8.347
SAP							-
SEP	1.099	1.099	1.099	1.099	1.099	1.099	6.594
Subtotal	\$ 1.099	\$ 1.099	\$ 1.099	\$ 1.099	\$ 2.187	\$ 8.358	\$ 14.941
Maryland Jurisdictions							
Montgomery County							
IRP-II					0.506	3.378	3.884
SAP							-
SEP	0.511	0.511	0.511	0.511	0.511	0.511	3.066
Subtotal	\$ 0.511	\$ 0.511	\$ 0.511	\$ 0.511	\$ 1.017	\$ 3.889	\$ 6.950
Prince Georges County							
IRP-II					0.559	3.733	4.292
SAP							-
SEP	0.565	0.565	0.565	0.565	0.565	0.565	3.390
Subtotal	\$ 0.565	\$ 0.565	\$ 0.565	\$ 0.565	\$ 1.124	\$ 4.298	\$ 7.682
Subtotal Maryland	\$ 1.076	\$ 1.076	\$ 1.076	\$ 1.076	\$ 2.141	\$ 8.187	\$ 14.632
Virginia Jurisdictions							
Alexandria							
IRP-II					0.132	0.880	1.012
SAP							-
SEP	0.133	0.133	0.133	0.133	0.133	0.133	0.798
Subtotal	\$ 0.133	\$ 0.133	\$ 0.133	\$ 0.133	\$ 0.265	\$ 1.013	\$ 1.810
Arlington County							
IRP-II					0.258	1.723	1.981
SAP							-
SEP	0.261	0.261	0.261	0.261	0.261	0.261	1.566
Subtotal	\$ 0.261	\$ 0.261	\$ 0.261	\$ 0.261	\$ 0.519	\$ 1.984	\$ 3.547
Fairfax, City of							
IRP-II					0.006	0.039	0.045
SAP							-
SEP	0.006	0.006	0.006	0.006	0.006	0.006	0.036
Subtotal	\$ 0.006	\$ 0.006	\$ 0.006	\$ 0.006	\$ 0.012	\$ 0.045	\$ 0.081
Fairfax County							
IRP-II					0.413	2.755	3.168
SAP							-
SEP	0.417	0.417	0.417	0.417	0.417	0.417	2.502
Subtotal	\$ 0.417	\$ 0.417	\$ 0.417	\$ 0.417	\$ 0.830	\$ 3.172	\$ 5.670
Falls Church							
IRP-II					0.009	0.055	0.064
SAP							-
SEP	0.008	0.008	0.008	0.008	0.008	0.008	0.048
Subtotal	\$ 0.008	\$ 0.008	\$ 0.008	\$ 0.008	\$ 0.017	\$ 0.063	\$ 0.112
Subtotal Virginia	\$ 0.825	\$ 0.825	\$ 0.825	\$ 0.825	\$ 1.643	\$ 6.277	\$ 11.220
Total							
IRP-II	-	-	-	-	2.971	19.822	22.793
SAP	-	-	-	-	-	-	-
SEP	3.000	3.000	3.000	3.000	3.000	3.000	18.000
Total	\$ 3.000	\$ 3.000	\$ 3.000	\$ 3.000	\$ 5.971	\$ 22.822	\$ 40.793

Section 6. Project Summaries

This section provides information on the projects found in the FY 2007-2012 CIP. The project summaries are presented in this order:

- Infrastructure Renewal Program (IRP) Projects
- Metro Matters Program Element B – Rail Car Program Projects
- Metro Matters Program Element C – Bus Program Projects
- Metro Matters Program Element D – Security Program
- Credit Facility
- System Access/Capacity Program (SAP) Projects
- System Expansion Program (SEP) Projects

FY 2007-2012 Continuing Infrastructure Renewal
Metro Matters and Beyond Metro Matters Programs: IRP

Rolling Stock: Bus

Scope / Project Description

Robert Golden, Project Manager

This project funds procurement of WMATA bus fleet replacements. Currently WMATA's policy is to replace one-fifteenth of the bus fleet annually, to attain a 7.5 year bus average age. Approximately 455 buses will be replaced.

Budget

(dollars in millions)

	<u>FY 2007</u>	<u>FY 2008</u>	<u>FY 2009</u>	<u>FY 2010</u>	<u>FY 2011</u>	<u>FY 2012</u>	<u>Total</u>
Metro Matters	\$ 6.000	\$ 49.110	\$ 59.974	\$ 41.014	\$ 37.952	\$ 32.676	\$ 226.726
Beyond MM					29.071	41.676	70.747
Total	\$ 6.000	\$ 49.110	\$ 59.974	\$ 41.014	\$ 67.023	\$ 74.352	\$ 297.473

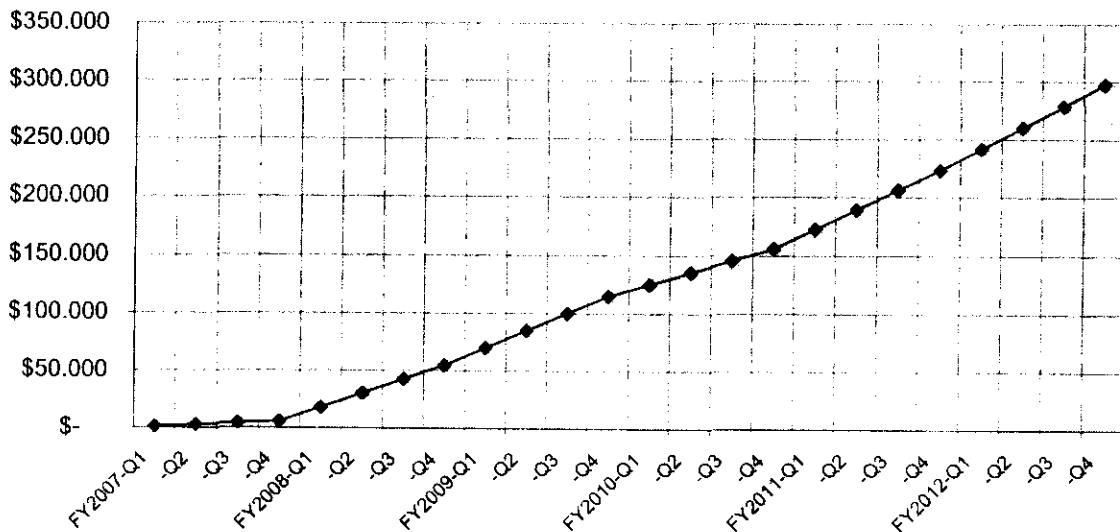
Accomplishments / Goals

WMATA has received 38 of the 250 CNG buses funded from prior years, with the balance scheduled for delivery by March 2006. In addition, 100 hybrid/electric and 117 advanced technology diesel buses are under contract, and 167 of these are scheduled to be delivered by June 2006. These buses will reduce the fleet age to 7 years by the end of Fiscal 2008.

Planned Activities

Initiate procurement of approximately 241 additional buses for delivery during FYs 2009-2011.

Cumulative Expenditures Planned



FY 2007-2012 Continuing Infrastructure Renewal
Metro Matters and Beyond Metro Matters Programs: IRP

Rolling Stock: Rail

Scope / Project Description

Ron Clark, Project Manager

This project funds the final phase of mid-life rehab of the Breda cars, rail car enhancements; and provides the first increments of funding for the 4000 series Breda car mid-life rehabilitation and replacement of the 1000 series Rohr cars.

Budget

(dollars in millions)

	<u>FY 2007</u>	<u>FY 2008</u>	<u>FY 2009</u>	<u>FY 2010</u>	<u>FY 2011</u>	<u>FY 2012</u>	<u>Total</u>
Metro Matters	\$ -	\$ -	\$ -	\$ 5.000	\$ 10.518	\$ 3.686	\$ 19.204
Beyond MM					14.882	21.335	36.217
Total	\$ -	\$ -	\$ -	\$ 5.000	\$ 25.400	\$ 25.021	\$ 55.421

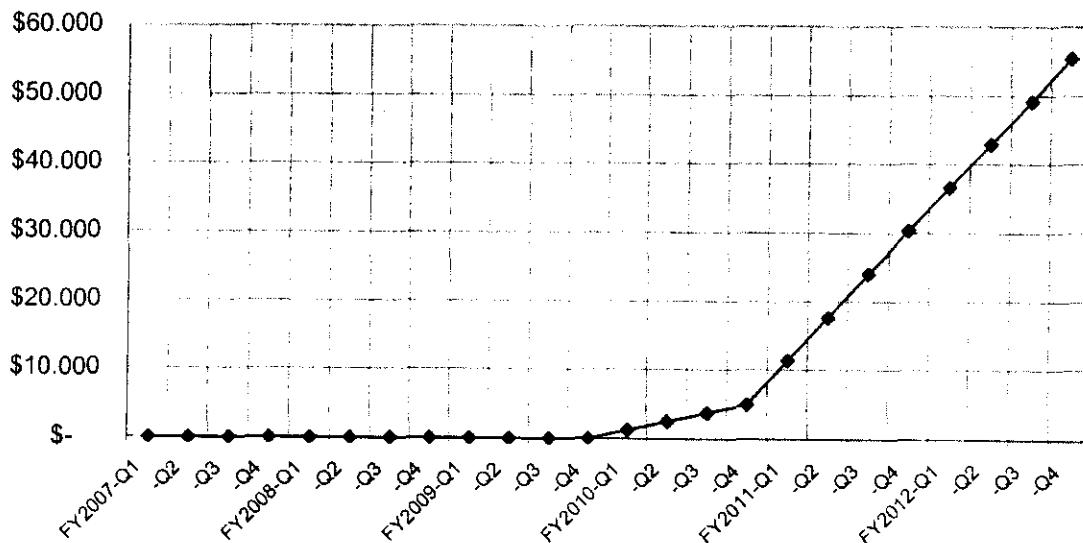
Accomplishments / Goals

142 rehabilitated cars have been conditionally accepted; completion of rehabilitation scheduled for June 2007. Mean distance Between Delays (MDBD) is expected to continue improving.

Planned Activities

In Fiscal 2010 the 4000 series Breda cars will begin their mid-life rehabilitation and in Fiscal 2011 the 1000 series Rohr cars will begin their replacement. Costs and funding for these 2 projects will continue for several years beyond this CIP period.

Cumulative Expenditures Planned



FY 2007-2012 Continuing Infrastructure Renewal

Passenger Facilities

Metro Matters and Beyond Metro Matters Programs: IRP

Scope / Project Description

D. Lacross, J. Matis, H. Patel, J. Griffin; Project Managers

This project funds: Vertical transportation rehabilitation and maintenance, station enhancement program, parking lot rehabilitation, and mechanical systems rehabilitation; including station and tunnel rehabilitation, fire system rehabilitation, station chiller rehabilitation, and drainage pumping/sewer rehabilitation.

Budget

(dollars in millions)

	<u>FY 2007</u>	<u>FY 2008</u>	<u>FY 2009</u>	<u>FY 2010</u>	<u>FY 2011</u>	<u>FY 2012</u>	<u>Total</u>
Metro Matters	\$ 33.922	\$ 50.037	\$ 49.414	\$ 48.313	\$ 36.981	\$ 15.260	\$ 233.927
Beyond MM					27.994	40.132	68.126
Total	\$ 33.922	\$ 50.037	\$ 49.414	\$ 48.313	\$ 64.975	\$ 55.392	\$ 302.053

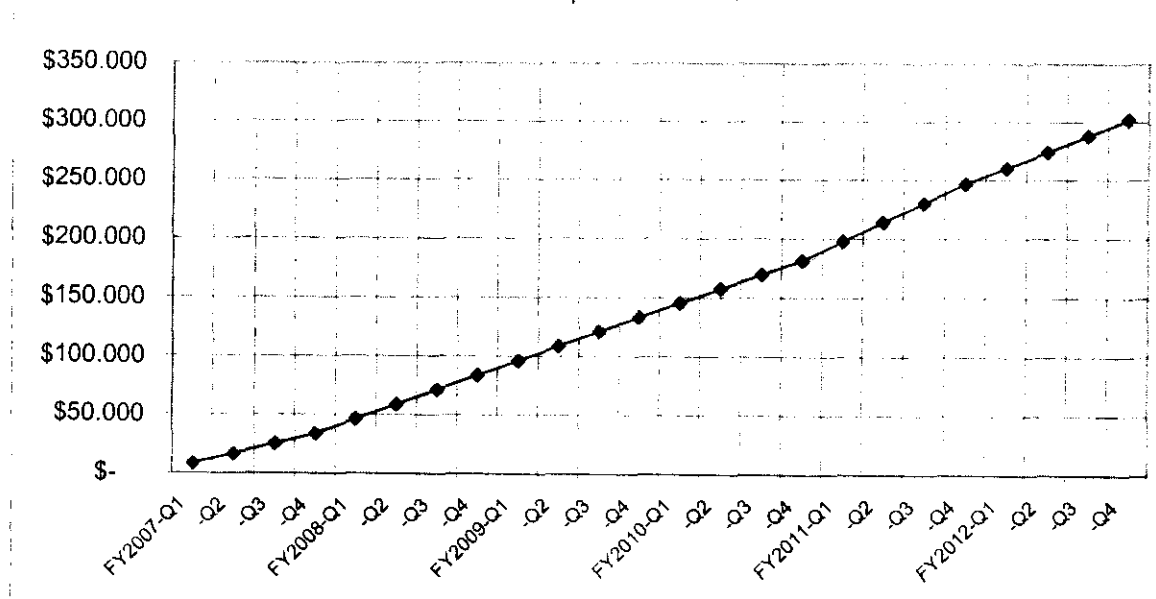
Accomplishments / Goals

Rehabilitation/replacement of drainage pumping, tunnel ventilation, rehabilitate ventilation equipment at 55 fan/vent shafts and the overhaul of fan units at 62 fan shafts; chiller overhaul ; replace dry standpipe on portions of Blue, Green, and Red lines. Rehabilitation of Addison Road and Wheaton Parking garages, complete 12 mini and 12 major station enhancements, continue on-going vertical transportation rehabilitation and maintenance, including multi-year rehabilitation and remote monitoring capabilities.

Planned Activities

Rehabilitate/replace mechanical systems, parking facilities, station enhancements, and escalators/elevators.

Cumulative Expenditures Planned



FY 2007-2012 Continuing Infrastructure Renewal
Metro Matters and Beyond Metro Matters Programs: IRP

Safety and Security

Scope / Project Description

Diana Bowdry; Project Manager

Communications upgrades for first responders; funded by a Homeland Security grant.

Budget

(dollars in millions)

	<u>FY 2007</u>	<u>FY 2008</u>	<u>FY 2009</u>	<u>FY 2010</u>	<u>FY 2011</u>	<u>FY 2012</u>	<u>Total</u>
Metro Matters							\$ -
Beyond MM	2.000	2.000	2.000	-	-	-	6.000
Total	\$ 2.000	\$ 2.000	\$ 2.000	\$ -	\$ -	\$ -	\$ 6.000

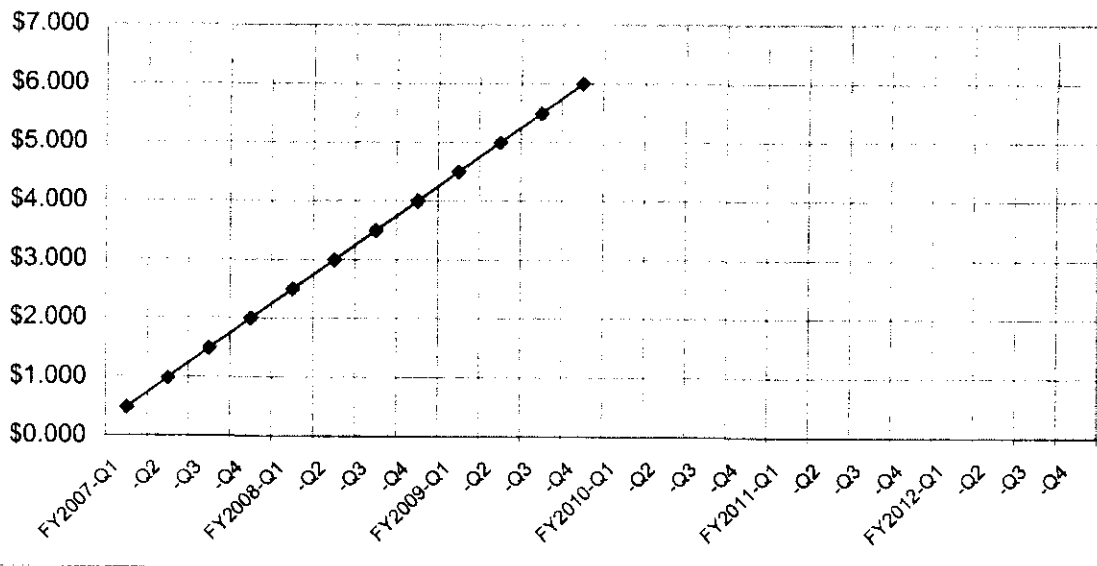
Accomplishments / Goals

Project begins in fiscal 2006.

Planned Activities

Provide communications upgrades to first responders.

Cumulative Expenditures Planned



FY 2007-2012 Continuing Infrastructure Renewal
Metro Matters and Beyond Metro Matters Programs: IRP

Maintenance Facilities

Scope / Project Description

I. Leshchiner, S. Sinton, D. Bowdry; Project Managers

Upgrades and rehabilitation of: Rail/bus structures, field offices, yards and shops, bus and rail support equipment, repairables, and rail work equipment and locomotives.

Budget

(dollars in millions)

	<u>FY 2007</u>	<u>FY 2008</u>	<u>FY 2009</u>	<u>FY 2010</u>	<u>FY 2011</u>	<u>FY 2012</u>	<u>Total</u>
Metro Matters	\$ 16.856	\$ 19.552	\$ 26.826	\$ 34.989	\$ 32.506	\$ 30.431	\$ 161.160
Beyond MM					21.472	30.782	52.254
Total	\$ 16.856	\$ 19.552	\$ 26.826	\$ 34.989	\$ 53.978	\$ 61.213	\$ 213.414

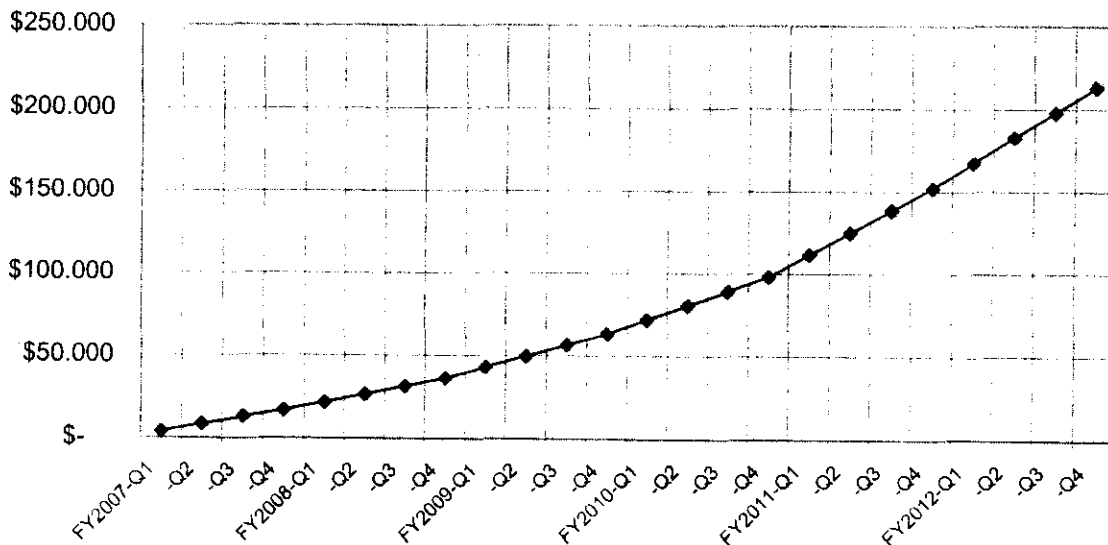
Accomplishments / Goals

Multi-year replacement of 12 bus lifts and non-revenue vehicles, upgrade of bus washer systems and replacement of rail and bus washers, replacement of bus and rail equipment and repairable parts. Continued replacement of existing heating and ventilation units at 3 locations at the Greenbelt Yard.

Planned Activities

Rehab/replace bus and rail support equipment, rail work equipment, repairable parts, structures, yards, and shops.

Cumulative Expenditures Planned



FY 2007-2012 Continuing Infrastructure Renewal
Metro Matters and Beyond Metro Matters Programs: IRP

Systems

Scope / Project Description

R. Shiflet, Jr., H. Patel; Project Managers

Upgrades and rehabilitation or replacements of: Automatic train control (ATC) and train communications systems; traction power substations, and Uninterruptible Power Supply (UPS) and electrical systems.

Budget

(dollars in millions)

	<u>FY 2007</u>	<u>FY 2008</u>	<u>FY 2009</u>	<u>FY 2010</u>	<u>FY 2011</u>	<u>FY 2012</u>	<u>Total</u>
Metro Matters	\$ 19.306	\$ 36.554	\$ 47.291	\$ 58.014	\$ 44.352	\$ 27.079	\$ 232.596
Beyond MM					71.216	62.092	133.308
Total	\$ 19.306	\$ 36.554	\$ 47.291	\$ 58.014	\$ 115.568	\$ 89.171	\$ 365.904

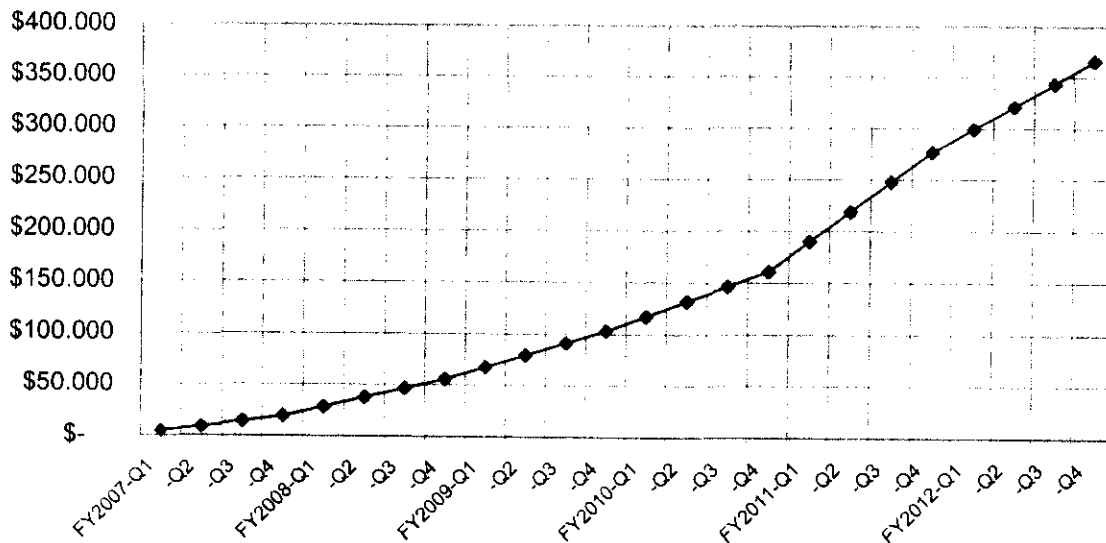
Accomplishments / Goals

Complete installation for AC switchgear at ten locations scheduled for December 2006, receive delivery of 16 battery systems and 22 UPS units in early 2006 and begin 3 year installation process. Begin motor control center and voltage regulator replacement. Complete stinger systems installation by August 2006. Complete work on 10 RTU replacement and 103 ground fault detectors. Upgrade of 43 SmarTrip vendors and conversion of 55 fare vendors to the express vendor configuration.

Planned Activities

Rehabilitate/replace ATC, power systems, fare collection equipment and electrical systems based on life-cycle requirements.

Cumulative Expenditures Planned



FY 2007-2012 Continuing Infrastructure Renewal
Metro Matters and Beyond Metro Matters Programs: IRP

Track and Structures

Scope / Project Description

A. Adams, C. Burling, W. Albright; Project Managers

Upgrades and rehabilitation of: Aerial structures, floating slabs, track components, and tunnel leak mitigation.

Budget

(dollars in millions)

	<u>FY 2007</u>	<u>FY 2008</u>	<u>FY 2009</u>	<u>FY 2010</u>	<u>FY 2011</u>	<u>FY 2012</u>	<u>Total</u>
Metro Matters	17.206	15.622	13.989	25.334	20.407	12.531	\$ 105.089
Beyond MM					0.971	21.392	22.363
Total	\$ 17.206	\$ 15.622	\$ 13.989	\$ 25.334	\$ 21.378	\$ 33.923	\$ 127.452

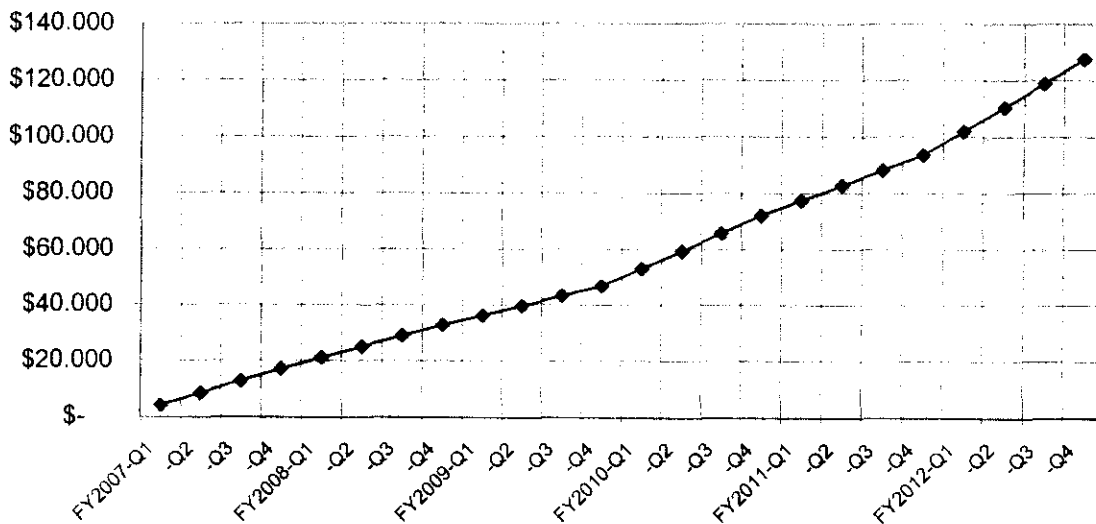
Accomplishments / Goals

Rehabilitate track components, repair approximately 3,000 leaks and 500 feet of expansion joints yearly, replace approximately 42 floatingslabs, install 37 isolation pads yearly, continue aerial structure retrofit, track work.

Planned Activities

Rehabilitate/replace right of way tracks and structures and continue tunnel leak mitigation.

Cumulative Expenditures Planned



FY 2007-2012 Continuing Infrastructure Renewal

Information Technology

Metro Matters and Beyond Metro Matters Programs: IRP

Scope / Project Description

Daniel Klug; Project Managers

On-going technology support for major IT renewal systems and legacy systems, computers and parts. ROCS upgrade and ITRP systems replacement is underway.

Budget

(dollars in millions)

	<u>FY 2007</u>	<u>FY 2008</u>	<u>FY 2009</u>	<u>FY 2010</u>	<u>FY 2011</u>	<u>FY 2012</u>	<u>Total</u>
Metro Matters	\$ 3.800	\$ 4.000	\$ 4.000	\$ 4.488	\$ 4.805	\$ 2.953	\$ 24.046
Beyond MM					0.673	20.965	21.638
Total	\$ 3.800	\$ 4.000	\$ 4.000	\$ 4.488	\$ 5.478	\$ 23.918	\$ 45.684

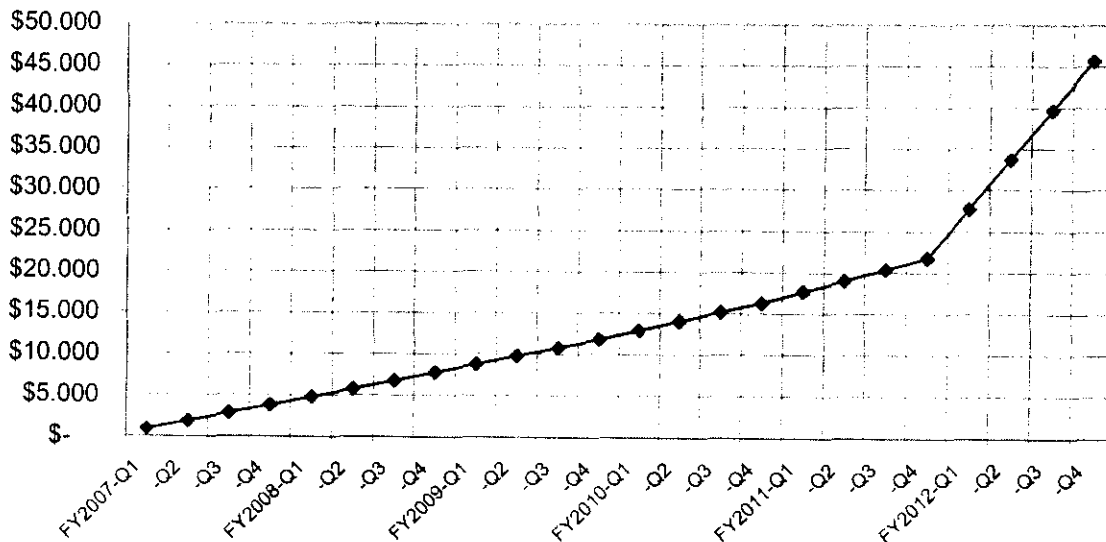
Accomplishments / Goals

Acquire software licenses, continue ROCS and legacy systems upgrades, replace computers and parts.

Planned Activities

Support on-going infrastructure upgrades and maintain mainframe computer.

Cumulative Expenditures Planned



FY 2007-2012 Continuing Infrastructure Renewal
Metro Matters and Beyond Metro Matters Programs: IRP I & II

Program Management & Support

Scope / Project Description

Program administration and TRES consultant support for financing.

Managed by CFO

Budget

(dollars in millions)

	<u>FY 2007</u>	<u>FY 2008</u>	<u>FY 2009</u>	<u>FY 2010</u>	<u>FY 2011</u>	<u>FY 2012</u>	<u>Total</u>
Metro Matters	\$ 6.231	\$ 6.466	\$ 6.584	\$ 15.061	\$ 13.332	\$ 10.734	\$ 58.408
Beyond MM							-
Total	\$ 6.231	\$ 6.466	\$ 6.584	\$ 15.061	\$ 13.332	\$ 10.734	\$ 58.408

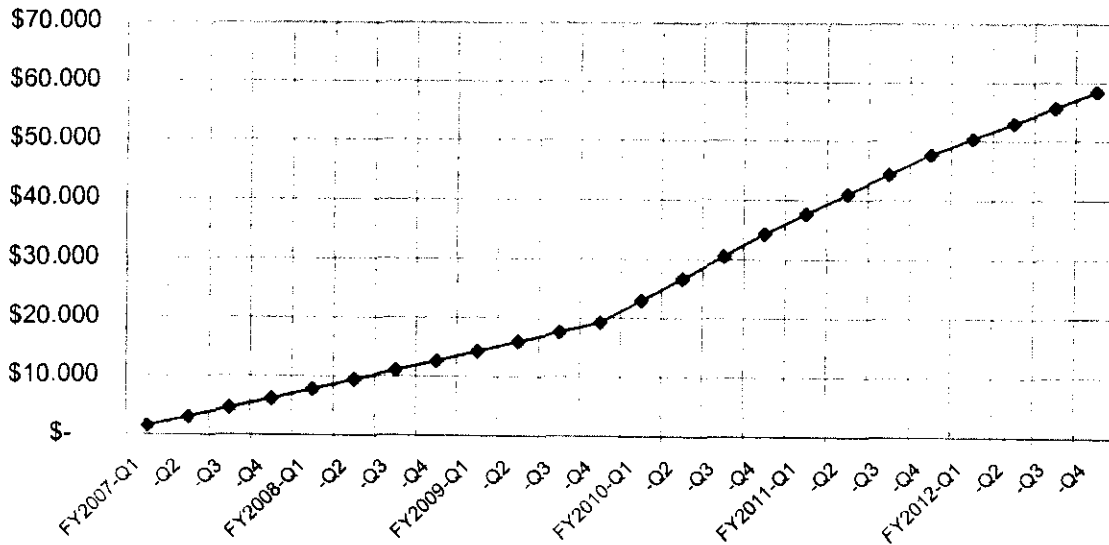
Accomplishments / Goals

Provide continuous staff support and administration of the IRP.

Planned Activities

Continue to provide staff support of the IRP.

Cumulative Expenditures Planned



FY 2007-2012 Continuing Infrastructure Renewal		Preventive Maintenance																																																							
Metro Matters and Beyond Metro Matters Programs: IRP I & II																																																									
Scope / Project Description			Managed by FIMA																																																						
Comprehensive rail and bus overhaul/maintenance program.																																																									
Budget (dollars in millions)																																																									
	<u>FY 2007</u>	<u>FY 2008</u>	<u>FY 2009</u>	<u>FY 2010</u>	<u>FY 2011</u>	<u>FY 2012</u>	<u>Total</u>																																																		
Metro Matters	\$ 20.700	\$ 20.700	\$ 20.700	\$ 20.700			\$ 82.800																																																		
Beyond MM					20.700	7.284	27.984																																																		
Total	\$ 20.700	\$ 20.700	\$ 20.700	\$ 20.700	\$ 20.700	\$ 7.284	\$ 110.784																																																		
Accomplishments / Goals																																																									
Continuous funding of comprehensive rail and bus overhaul/maintenance program.																																																									
Planned Activities																																																									
Continuation of preventive maintenance program.																																																									
<p>Cumulative Expenditures Planned</p> <table border="1"> <caption>Data for Cumulative Expenditures Planned</caption> <thead> <tr> <th>Quarter</th> <th>Cumulative Expenditure (\$ millions)</th> </tr> </thead> <tbody> <tr><td>FY2007-Q1</td><td>0</td></tr> <tr><td>FY2007-Q2</td><td>5.175</td></tr> <tr><td>FY2007-Q3</td><td>10.350</td></tr> <tr><td>FY2007-Q4</td><td>15.525</td></tr> <tr><td>FY2008-Q1</td><td>20.700</td></tr> <tr><td>FY2008-Q2</td><td>25.875</td></tr> <tr><td>FY2008-Q3</td><td>31.050</td></tr> <tr><td>FY2008-Q4</td><td>36.225</td></tr> <tr><td>FY2009-Q1</td><td>41.400</td></tr> <tr><td>FY2009-Q2</td><td>46.575</td></tr> <tr><td>FY2009-Q3</td><td>51.750</td></tr> <tr><td>FY2009-Q4</td><td>56.925</td></tr> <tr><td>FY2010-Q1</td><td>62.100</td></tr> <tr><td>FY2010-Q2</td><td>67.275</td></tr> <tr><td>FY2010-Q3</td><td>72.450</td></tr> <tr><td>FY2010-Q4</td><td>77.625</td></tr> <tr><td>FY2011-Q1</td><td>82.800</td></tr> <tr><td>FY2011-Q2</td><td>87.975</td></tr> <tr><td>FY2011-Q3</td><td>93.150</td></tr> <tr><td>FY2011-Q4</td><td>98.325</td></tr> <tr><td>FY2012-Q1</td><td>103.500</td></tr> <tr><td>FY2012-Q2</td><td>108.675</td></tr> <tr><td>FY2012-Q3</td><td>113.850</td></tr> <tr><td>FY2012-Q4</td><td>119.025</td></tr> </tbody> </table>								Quarter	Cumulative Expenditure (\$ millions)	FY2007-Q1	0	FY2007-Q2	5.175	FY2007-Q3	10.350	FY2007-Q4	15.525	FY2008-Q1	20.700	FY2008-Q2	25.875	FY2008-Q3	31.050	FY2008-Q4	36.225	FY2009-Q1	41.400	FY2009-Q2	46.575	FY2009-Q3	51.750	FY2009-Q4	56.925	FY2010-Q1	62.100	FY2010-Q2	67.275	FY2010-Q3	72.450	FY2010-Q4	77.625	FY2011-Q1	82.800	FY2011-Q2	87.975	FY2011-Q3	93.150	FY2011-Q4	98.325	FY2012-Q1	103.500	FY2012-Q2	108.675	FY2012-Q3	113.850	FY2012-Q4	119.025
Quarter	Cumulative Expenditure (\$ millions)																																																								
FY2007-Q1	0																																																								
FY2007-Q2	5.175																																																								
FY2007-Q3	10.350																																																								
FY2007-Q4	15.525																																																								
FY2008-Q1	20.700																																																								
FY2008-Q2	25.875																																																								
FY2008-Q3	31.050																																																								
FY2008-Q4	36.225																																																								
FY2009-Q1	41.400																																																								
FY2009-Q2	46.575																																																								
FY2009-Q3	51.750																																																								
FY2009-Q4	56.925																																																								
FY2010-Q1	62.100																																																								
FY2010-Q2	67.275																																																								
FY2010-Q3	72.450																																																								
FY2010-Q4	77.625																																																								
FY2011-Q1	82.800																																																								
FY2011-Q2	87.975																																																								
FY2011-Q3	93.150																																																								
FY2011-Q4	98.325																																																								
FY2012-Q1	103.500																																																								
FY2012-Q2	108.675																																																								
FY2012-Q3	113.850																																																								
FY2012-Q4	119.025																																																								

FY 2007-2012 Continuing Infrastructure Renewal
Metro Matters and Beyond Metro Matters Programs: IRP I & II

Financing Expenses

Scope / Project Description

Alvin Doehring, Project Manager

This project provides funding for the liquidation of TIFIA backed project obligations of \$600 million by Fiscal 2009, and repayment of the vertical transportation bond proceeds with designated fare revenue by Fiscal 2010.

Budget

(dollars in millions)

	<u>FY 2007</u>	<u>FY 2008</u>	<u>FY 2009</u>	<u>FY 2010</u>	<u>FY 2011</u>	<u>FY 2012</u>	<u>Total</u>
Metro Matters	\$ 139.200	\$ 167.600	\$ 204.375	\$ 6.000			\$ 517.175
Beyond MM							-
Total	\$ 139.200	\$ 167.600	\$ 204.375	\$ 6.000	\$ -	\$ -	\$ 517.175

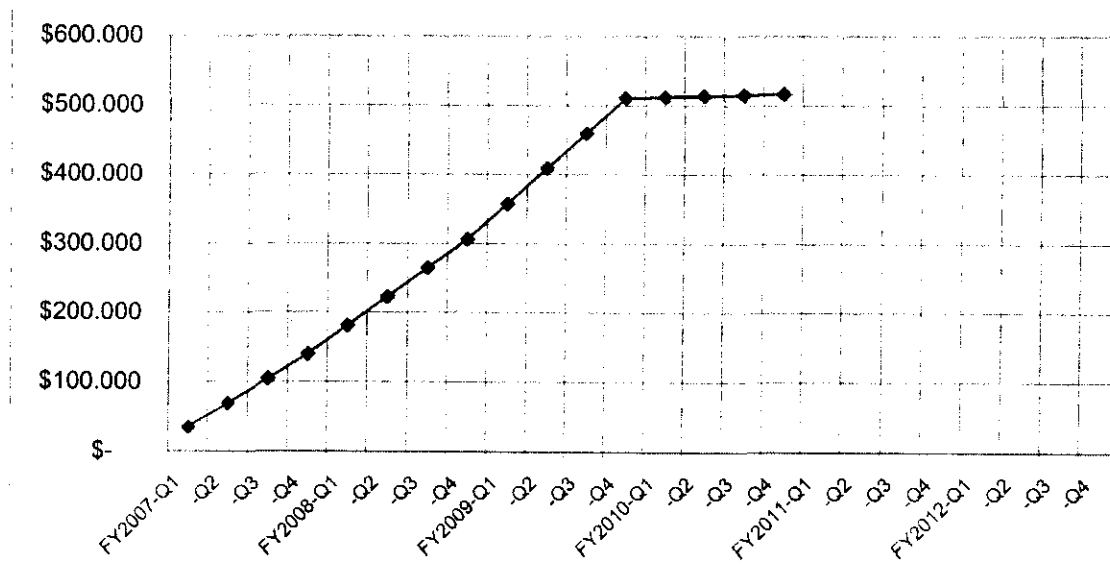
Accomplishments / Goals

Repayment of the debt service against the vertical transportation bond proceeds has begun.
TIFIA project expenses began repayment in Fiscal 2006.

Planned Activities

Repay \$600 million TIFIA backed obligations by Fiscal 2009 and \$36 million vertical transportation debt service by Fiscal 2010.

Cumulative Expenditures Planned



FY 2007-2012 Other Capital Initiatives
Metro Matters Program

Program Element B: Rail Car Program
Rail Cars

Scope / Project Description

Rail service expansion procurement of up to 122 6000 Series heavy rail rapid transit cars in order to relieve overcrowding and initiate the use of 8-car trains. The 6000 Series rail car procurement program began in FY2002 as a base contract for constructing 62 rail cars (not included here), with contract options to procure these additional cars.

Project Information

Contractor(s): ALSTOM
 Manager: Debo Ogunrinde
 Start Date: 18-Nov-04
 Completion: 30-Jun-11
 Revenue Oper.: Pilot car acceptance 3/06
 11/30/2005 (base order)

Budget (Expenditures)

(dollars in millions)

FY 2006							
& Prior	FY 2007	FY 2008	FY 2009	FY 2010	FY 2011	FY 2012	Total
\$ 83.290	\$ 101.150	\$ 30.850	\$ 8.500	\$ 3.400	\$ 1.900		\$ 229.090

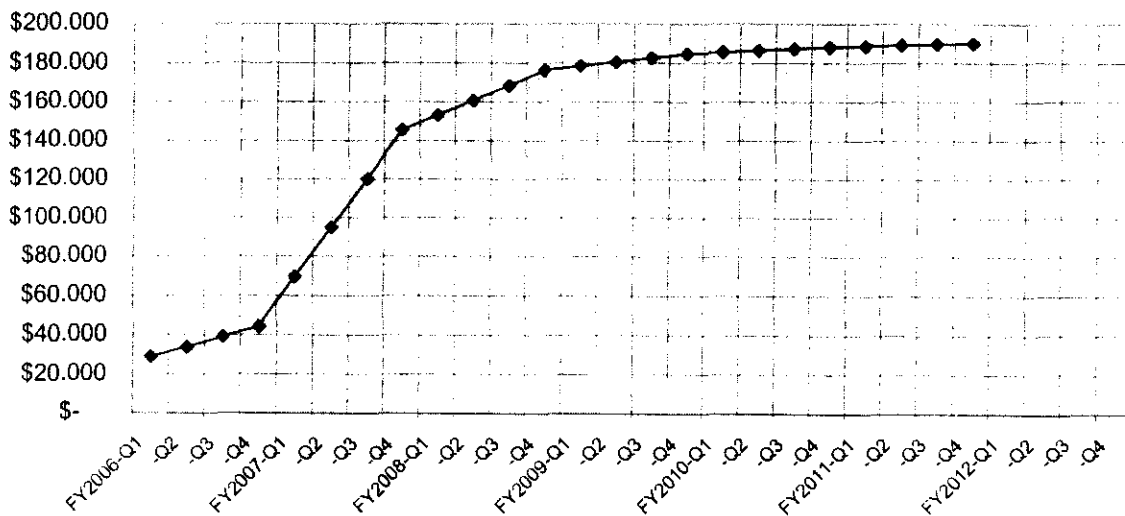
Accomplishments / Goals

All of the 62 railcars in the base contract supporting this 122-car option are in-process or completed. 4 pilot cars are testing positively at the Greenbelt S&I facility. Four additional cars will be delivered to allow for 8-car testing before the end of calendar 2005. The in-service date for the first 6000 series railcars is targeted for March 2006. As of September 30, 2005, 14 completed shells had arrived for final assembly at ALSTOM's New York facility from Spain; and 58 car shells were complete in Barcelona, awaiting transit.

Planned Activities

- Delivery of the 122 expansion rail cars will begin in late FY2006, with final delivery scheduled for FY2008.

Cumulative Expenditures Planned



FY 2007-2012 Other Capital Initiatives Metro Matters Program		Program Element B: Rail Car Program Facilities																													
<p>Scope / Project Description Modifications to Shady Grove, Greenbelt, and Brentwood Yards and Shops; and additional maintenance capacity for fleet expansion and 8-car train operation. Shady Grove will receive a 16-car S&I facility. At Greenbelt, heavy truck and wheel repair work will be consolidated, and a new back-shop facility will be added. Brentwood will receive three S&I tracks for a total of 12 new car bays.</p>		<p>Project Information Contractor(s): Hensel Phelps/Clark D-B Manager: Colin Myers Start Date: August, 2005 Completion: 1-Feb-08 Revenue Oper.: 1-Feb-08</p>																													
<p>Budget (Expenditures)</p>		(dollars in millions)																													
FY 2006																															
& Prior	FY 2007	FY 2008	Total																												
\$ 59.420	\$ 84.840	\$ 40.320	\$ 184.580																												
<p>Accomplishments / Goals</p> <ul style="list-style-type: none"> Project start date was delayed. As a result, no funds were expended during FY2005. In May 2005, WMATA's Board of Directors approved reprogramming to transfer \$25M from the Metro Matters Rail Systems (Traction Power) project to this one so that contracts could be awarded immediately for all three sites. Completion of the first facility (Greenbelt S&I Shop) is scheduled for June 2007; Shady Grove Expansion by November 2007; and Brentwood Yard Expansion by February 2008. 																															
<p>Planned Activities</p> <ul style="list-style-type: none"> During FY2006, design will be completed and construction will begin Target date to complete construction is FY2008 																															
<p>Cumulative Expenditures Planned</p>																															
<table border="1"> <caption>Data for Cumulative Expenditures Planned</caption> <thead> <tr> <th>Quarter</th> <th>Cumulative Expenditures (\$)</th> </tr> </thead> <tbody> <tr><td>FY2006-Q1</td><td>10,000</td></tr> <tr><td>FY2006-Q2</td><td>30,000</td></tr> <tr><td>FY2006-Q3</td><td>50,000</td></tr> <tr><td>FY2006-Q4</td><td>70,000</td></tr> <tr><td>FY2007-Q1</td><td>100,000</td></tr> <tr><td>FY2007-Q2</td><td>120,000</td></tr> <tr><td>FY2007-Q3</td><td>140,000</td></tr> <tr><td>FY2007-Q4</td><td>150,000</td></tr> <tr><td>FY2008-Q1</td><td>160,000</td></tr> <tr><td>FY2008-Q2</td><td>170,000</td></tr> <tr><td>FY2008-Q3</td><td>180,000</td></tr> <tr><td>FY2008-Q4</td><td>185,000</td></tr> <tr><td>FY2009-Q1</td><td>185,000</td></tr> </tbody> </table>				Quarter	Cumulative Expenditures (\$)	FY2006-Q1	10,000	FY2006-Q2	30,000	FY2006-Q3	50,000	FY2006-Q4	70,000	FY2007-Q1	100,000	FY2007-Q2	120,000	FY2007-Q3	140,000	FY2007-Q4	150,000	FY2008-Q1	160,000	FY2008-Q2	170,000	FY2008-Q3	180,000	FY2008-Q4	185,000	FY2009-Q1	185,000
Quarter	Cumulative Expenditures (\$)																														
FY2006-Q1	10,000																														
FY2006-Q2	30,000																														
FY2006-Q3	50,000																														
FY2006-Q4	70,000																														
FY2007-Q1	100,000																														
FY2007-Q2	120,000																														
FY2007-Q3	140,000																														
FY2007-Q4	150,000																														
FY2008-Q1	160,000																														
FY2008-Q2	170,000																														
FY2008-Q3	180,000																														
FY2008-Q4	185,000																														
FY2009-Q1	185,000																														

FY 2007-2012 Other Capital Initiatives
Metro Matters Program

Program Element B: Rail Car Program
Systems

Scope / Project Description

Upgrades to 45 traction power substations, and implementation of precision-stopping systems to support 8-car train operations for half of the fleet. Equipment rooms will be repaired and rehabilitated; and new traction power equipment, components, and cabling will be procured and installed. Precision stopping with accuracy of +/- 3.5 feet will be achieved for 99.9% of stops.

Project Information

Contractor(s): various
 Manager(s): Richard Shiflet
 Pretha Mitchell
 Start Date: 1-Jul-04
 Completion: 1-Dec-08
 Revenue Oper.: 1-Dec-08

Budget (Expenditures)

(dollars in millions)

FY 2006							
& Prior	FY 2007	FY 2008	FY 2009	FY 2010	FY 2011	FY 2012	Total
\$ 74.230	\$ 94.970	\$ 17.730					\$ 186.930

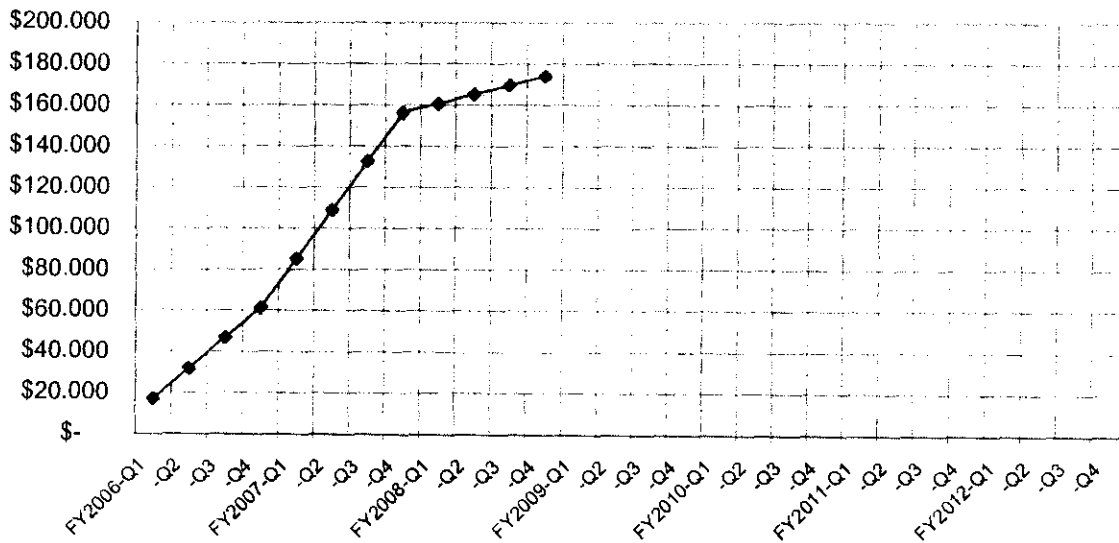
Accomplishments / Goals

- In May 2005, WMATA's Board of Directors approved reprogramming to transfer \$25M from Traction Power to cover a projected shortfall in the Metro Matters Rail Yards/Facilities modification project.
- During FY 2007, phase 1 cable installation to support traction power upgrades will be completed. Equipment will be installed in 24 locations, and the first 21 substations will be completed. The ATO precision stopping software has been upgraded, installed, and satisfactorily tested on the 1K, 2K/3K, and 5K series rail cars. Results from the service trials in process will contribute to defining phase II scope.

Planned Activities

- All projects associated with 8-car operations are scheduled for completion prior to its implementation in December 2008.

Cumulative Expenditures Planned



FY 2007-2012 Other Capital Initiatives
Metro Matters Program

Program Element C: Bus Program
Bus Procurement

Scope / Project Description

Bus service expansion procurement of up to 185 advanced technology buses to address overcrowding and projected ridership growth.

Project Information

Contractor(s): various
Manager: Bob Golden
Start Date: 1-Jul-05
Completion: 30-Jun-10
Revenue Oper.: 30-Jun-10

Budget (Expenditures)

(dollars in millions)

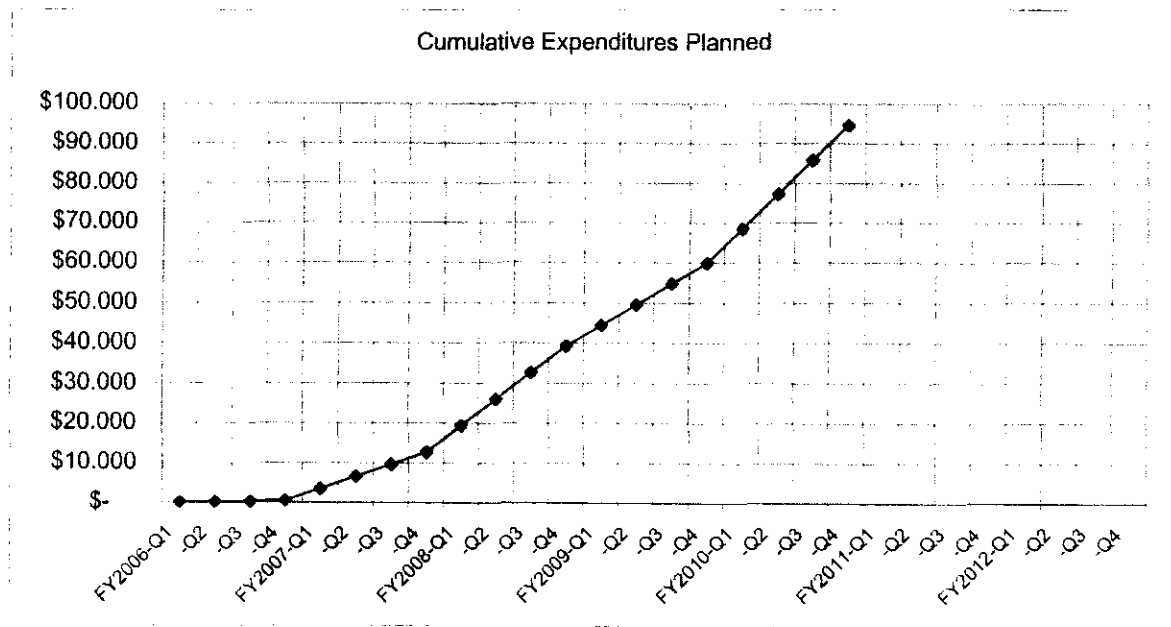
	<u>& Prior</u>	<u>FY 2007</u>	<u>FY 2008</u>	<u>FY 2009</u>	<u>FY 2010</u>	<u>FY 2011</u>	<u>FY 2012</u>	<u>Total</u>
FY 2006	\$ 0.500	\$ 12.300	\$ 26.500	\$ 20.700	\$ 34.610			\$ 94.610

Accomplishments / Goals

- In September 2005, WMATA's Board of Directors approved reprogramming of FY2006 funds to the IRP in order to facilitate acceleration of Metro Matters replacement bus procurements.
- The number of expansion buses procured will depend on results of a Bus Network Evaluation and separate Bus Technology Assessment. Both evaluations are targeted for completion in FY2006.
- Fleet expansion procurements will require additional maintenance and storage facilities not provided for in the Metro Matters Funding Agreement.

Planned Activities

- Procure, and place in service, the first 50 expansion buses (powertrain configuration options are under review)
- WMATA and partner jurisdictions will then begin a periodic assessment of non-regional route and fleet requirements.
- The number of expansion buses acquired, and where they are to be placed in service, will be determined by those periodic evaluations, and available maintenance/garage facilities.



FY 2007-2012 Other Capital Initiatives
Metro Matters Program

Program Element C: Bus Program
Bus Garage

Scope / Project Description

Construction of a joint-use bus facility at West Ox. It will provide Fairfax County and WMATA with capacity for an initial 150 buses (eventually, 300). Fairfax and WMATA each require capacity for 75 of those initial buses. Fairfax will design, construct, and own the facility, which will accommodate Virginia's share of the Metro Matters expansion bus procurement. Metro Matters funding of the facility will not include a Federal contribution.

Project Information

Contractor(s): Fairfax Co. has contracting authority
 Manager: John Dittmeier
 Start Date: during FY2006
 Completion: 10-Mar-08
 Revenue Oper.: 10-Mar-08

Budget (Expenditures)

(dollars in millions)

FY 2006								
& Prior	FY 2007	FY 2008	FY 2009	FY 2010	FY 2011	FY 2012	Total	
\$ 12.100	\$ 20.600	\$ 16.200					\$ 48.900	

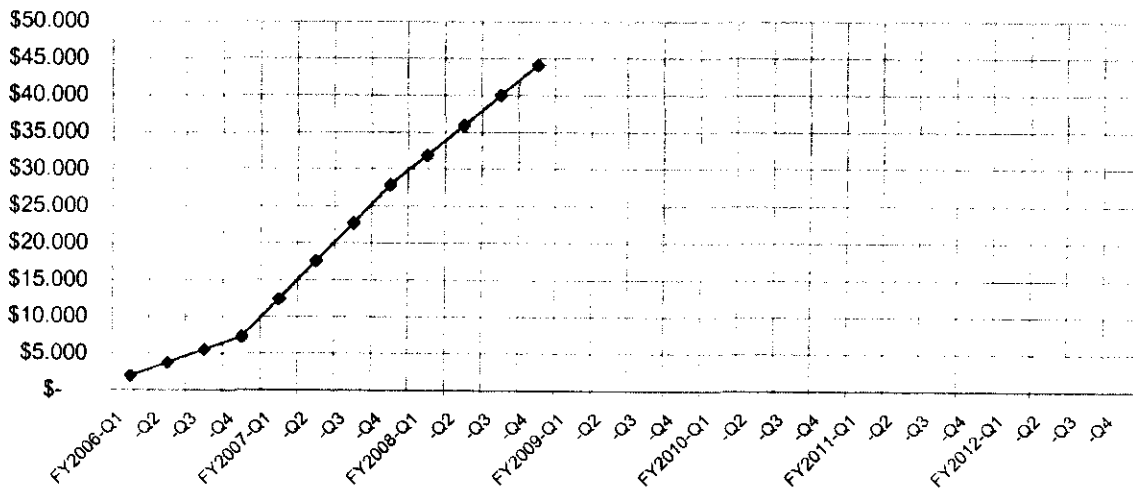
Accomplishments / Goals

WMATA and Fairfax County are negotiating the joint-use agreement, which is scheduled to be presented to WMATA's Board of Directors in January 2006. Outstanding issues to be resolved include: Term of joint use by WMATA; and Metrobus expansion capacity.

Planned Activities

Current cost projections will be superceded by the Joint Use Facility Budget of the joint use agreement. WMATA's share of the total capital cost will be less than programmed under the Metro Matters Funding Agreement. Managers may request that surplus funding support replacement of existing bus garages. The opening ceremony at West Ox is targeted for March 2008.

Cumulative Expenditures Planned



FY 2007-2012 Other Capital Initiatives
Metro Matters Program

Program Element C: Bus Program
Customer Facilities

Scope / Project Description

As currently defined, this project has 3 interdependent components: Bus stop improvements; bus systems; and data management and analysis. Deliverables include: A regional bus stop database; maps and stop improvements; a system-wide analysis of future service and fleet requirements; development of priority bus corridors and transit centers; interfaced on-board ITS; Transit Signal Priority and real-time bus information.

Project Information

Contractor(s): various
 Manager(s): Beck Pak
 Tom Harrington
 Operations support
 Start Date: 1-Mar-05
 Completion: 30-Jun-09
 Revenue Oper.: on-going, in stages

Budget (Expenditures)

(dollars in millions)

FY 2006							
<u>& Prior</u>	<u>FY 2007</u>	<u>FY 2008</u>	<u>FY 2009</u>	<u>FY 2010</u>	<u>FY 2011</u>	<u>FY 2012</u>	<u>Total</u>
\$ 9.600	\$ 6.000	\$ 6.100	\$ 6.300				\$ 28.000

Accomplishments / Goals

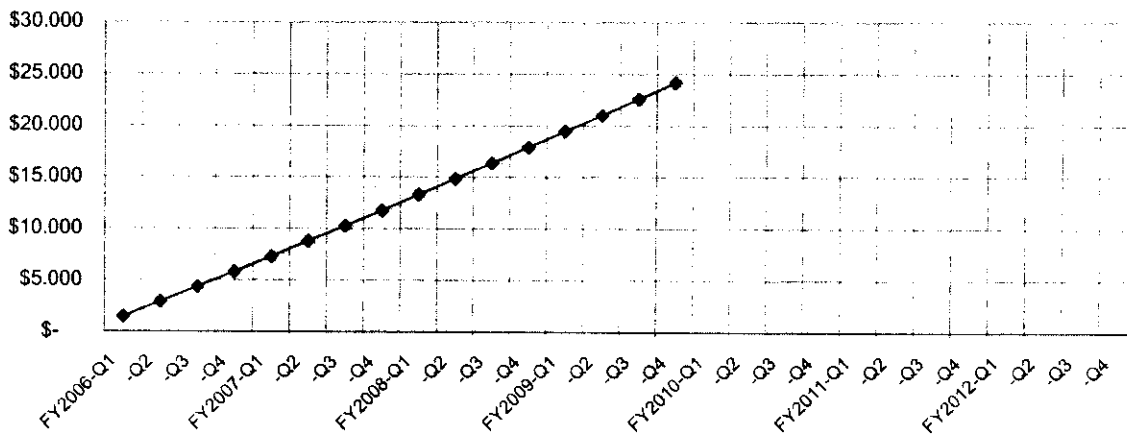
- Installation of bus system maps on all WMATA-owned shelters will be completed in FY2006. Data collection of stop conditions has been initiated, and data is being compiled for a regional bus stop database. Implementation plans for 3 priority corridors are being developed.
- Integration of bus stop inventory, route tracings, Trapeze scheduling and AVL is in-process. Pilot demo of real-time information is targeted for June, 2006; with full implementation slated for June, 2008.

Planned Activities

FY2007:

- Begin replacement of bus shelters
- Regional Bus Stop database to be completed by March 2007
- Initiate premium bus service in three corridors.

Cumulative Expenditures Planned



FY 2007-2012 Other Capital Initiatives

Credit Facility

Metro Matters and Beyond Metro Matters Programs: IRP II

Scope / Project Description

Establish and maintain a line-of-credit to satisfy Section 22 of the WMATA Compact, and to provide for short-term borrowing capabilities as necessary.

Project Information

Contractor(s): NA
 Manager: Alvin Doehring
 Start Date: 1-Nov-05
 Completion: 30-Jun-10
 Revenue Oper.: NA

Budget (Expenditures)

(dollars in millions)

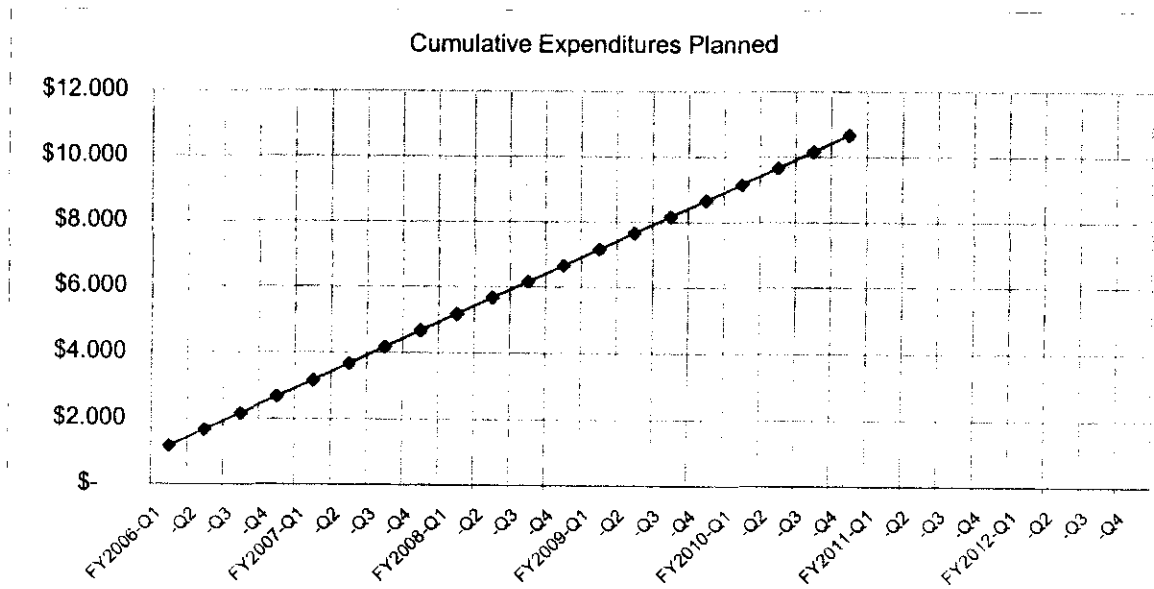
FY 2006								
& Prior	FY 2007	FY 2008	FY 2009	FY 2010	FY 2011	FY 2012	Total	
\$ 4.000	\$ 2.000	\$ 2.000	\$ 2.000	\$ 2.000	\$ 1.219	\$ 2.000	\$ 15.219	

Accomplishments / Goals

Continue to evaluate and manage short-term borrowing requirements of the Metro Matters Program.

Planned Activities

Continue to evaluate and manage short-term borrowing requirements of the Metro Matters Program. The FY 2011-2012 funding supports the Credit Facility and Financing Program in Beyond Metro Matters. IPR II.



FY 2007-2012 Other Capital Initiatives
Metro Matters Program

Program Element D: Security Program

Scope / Project Description

Development of a back-up operations control center (OCC) and various initiatives to enhance passenger security.

Project Information

Contractor(s): TBD
 Manager: TBD
 Start Date: TBD
 Completion: TBD
 Revenue Oper.: TBD

Budget (Expenditures)

(dollars in millions)

	FY 2006 & Prior	FY 2007	FY 2008	FY 2009	FY 2010	FY 2011	FY 2012	Total
	\$ 47.950	\$ 45.600	\$ 34.800	\$ 10.300	\$ 4.850	\$ -	\$ -	\$ 143.500

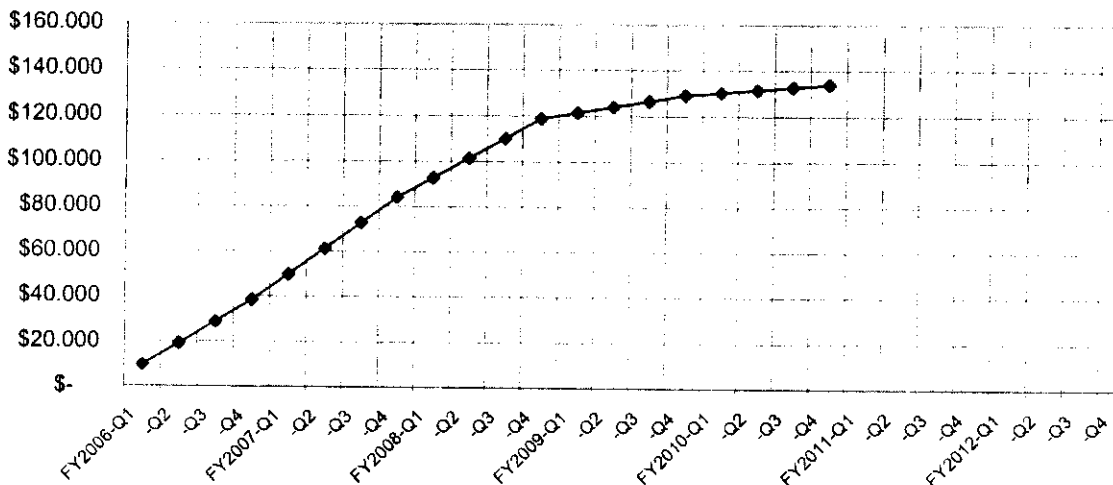
Accomplishments / Goals

This project is contingent on receipt of federal security funds for development of a back-up operations facility, and other security initiatives.

Planned Activities

Contingent on receipt of federal security funds.

Cumulative Expenditures Planned



FY 2007-2012 Other Capital Initiatives

Adams Morgan-U Street Link Planning Study

Beyond Metro Matters Program: System Access/Capacity Program (SAP)

Scope / Project Description

This project will identify and implement strategies to increase ridership on the U StreetLink. Work will be conducted by Adams Morgan Partnership through grant from WMATA.

Project Information

Contractor(s): Adams Morgan Partnership
 Manager: Nat Bottigheimer
 Start Date: Feb-06
 Completion: Aug-06
 Revenue Oper.: NA

Budget / Obligations

(dollars in millions)

FY 2006 & Prior	FY 2007	FY 2008	FY 2009	FY 2010	FY 2011	FY 2012	Total
\$ 0.050	\$ 0.100						\$ 0.150

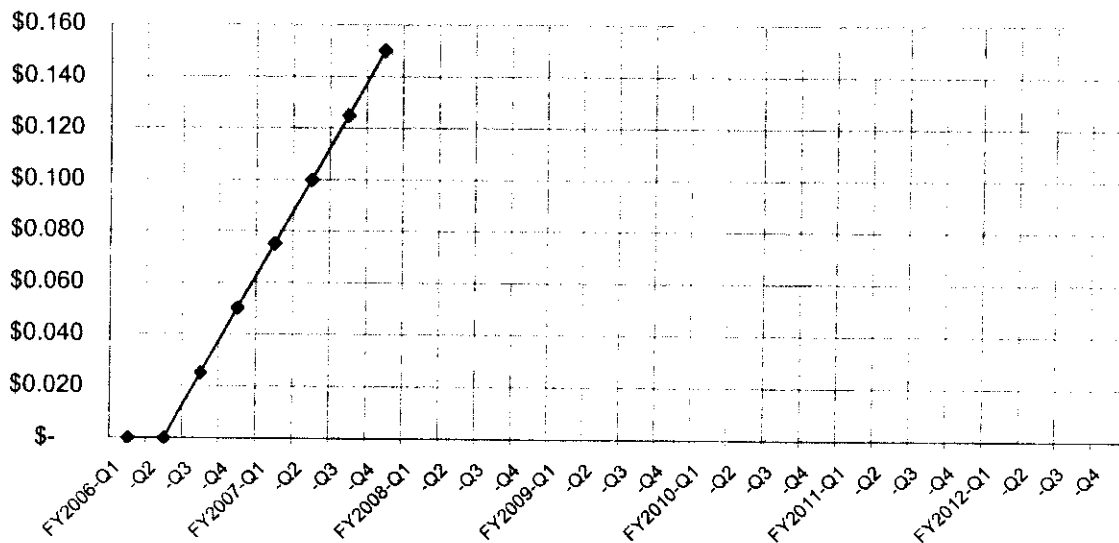
Accomplishments / Goals

Develop a market plan.

Planned Activities

Continue market research.

Cumulative Expenditures Planned



FY 2007-2012 Other Capital Initiatives

Project Development

Beyond Metro Matters Program: System Expansion Program (SEP)

Scope / Project Description

This project funds studies and sketch engineering concepts for new extension or capacity enhancement projects in the District of Columbia, Maryland and Virginia. Each jurisdiction contributes proportionately to the program. (The 2005 program was funded by Metro Matters, and is therefore not included here)

Project Information

Contractor(s): Various
 Manager: Nat Bottigheimer
 Start Date: Continuous
 Completion: Continuous
 Revenue Oper.: NA

Budget / Obligations

(dollars in millions)

	<u>FY 2006</u>	<u>FY 2007</u>	<u>FY 2008</u>	<u>FY 2009</u>	<u>FY 2010</u>	<u>FY 2011</u>	<u>FY 2012</u>	<u>Total</u>
<u>& Prior</u>	\$ 10.071	\$ 3.000	\$ 3.000	\$ 3.000	\$ 3.000	\$ 3.000	\$ 3.000	\$ 28.071

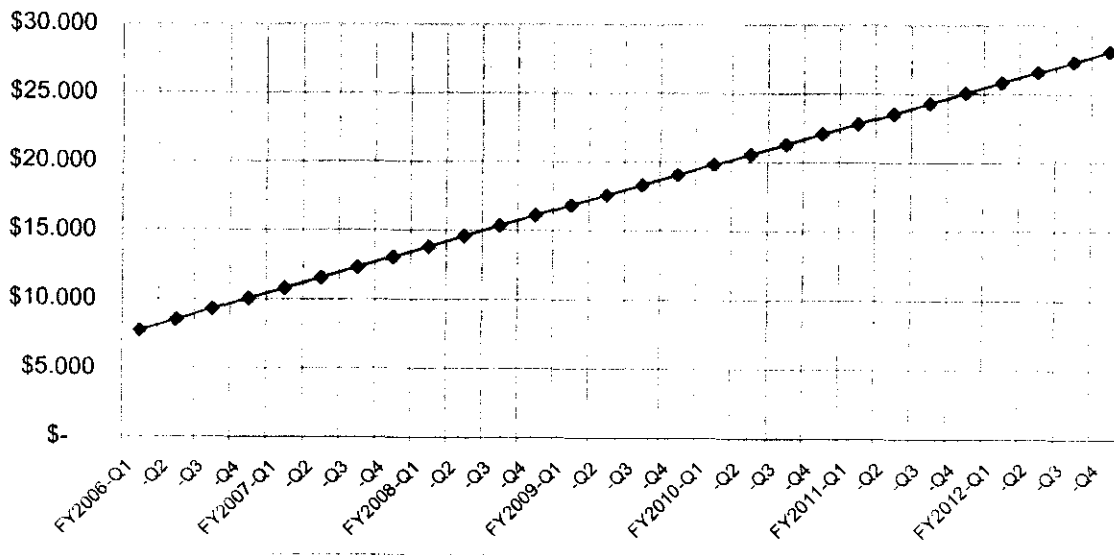
Accomplishments / Goals

Since 1999 the program has worked closely with the Jurisdictional Coordinating Committee to support jurisdiction-specific transit projects. In FY 2003 the Board approved adding a regional component to address critical system-wide issues. A recent example of such a regional project is the development of Station Site & Access Planning Guidelines. Many regional and jurisdiction-specific projects have been successfully completed and others are continuing.

Planned Activities

Projects preliminarily planned for FY 2007 include: Station Area Access Planning (Regional); Joint Development Support (Regional); and Corridor work on Columbia Pike and the Jefferson Davis Highway (Arlington County)

Cumulative Expenditures Planned



Appendix

- Appendix A. Active SAP and SEP Projects in FY 2006
- Appendix B. Changes to the Metro Matters Program Since December 2005
- Appendix C. Changes to the Beyond Metro Matters Program Since December 2005

Appendix

Appendix A

Active SAP and SEP Projects in FY 2006
(dollars in millions)

<u>Major Jurisdiction / Sponsor / • Project</u>	<u>Approved FY06 & Prior</u>	<u>Major Jurisdiction / Sponsor / • Project</u>	<u>Approved FY06 & Prior</u>
System Access/Capacity Program (SAP)		SAP continued	
All WMATA Jurisdictions		Fairfax County	
All WMATA Jurisdictions		• TACS Shuttle Buses	\$ 0.611
• Buses	\$ 6.213	• Vienna Parking Facility	27.100
• Intelligent Trans. Systems: Communications	1.562	• Vienna/Fairfax GMU Parking Facility	1.000
Metro Matters Design:		Subtotal	\$ 28.711
• Brentwood Rail Yard	3.000	Fair Oaks League	
• Greenbelt Rail Yard	4.000	• Fair Lakes Shuttle Buses	0.357
• Shady Grove Rail Yard	8.000	VA Department of Rail & Public Transportation	
• Traction Power Upgrades	6.000	• Alexandria Shop Expansion	0.200
• Precision Stopping for ATC	4.000	• Dulles Corridor Buses	3.054
Subtotal: Metro Matters Design	\$ 25.000	• Franconia/Springfield Parking Facility	16.609
• Regional Bus Bike Racks	1.645	• Pentagon Bus Terminals	0.291
• Rail Cars (50)	120.000	• West Falls Church Bus Bay	1.000
• Rail Maintenance Yards and Shops	70.375	• West Falls Church Parking Facility	17.367
Subtotal: All WMATA Jurisdictions	\$ 224.795	Subtotal	\$ 38.521
		Subtotal: Virginia	\$ 139.385
		Total SAP	\$ 479.387
District of Columbia		System Expansion Program (SEP)	
District of Columbia Government		All WMATA Jurisdictions	
• Adams Morgan-U Street Link Planning	0.050	All WMATA Jurisdictions	
• Downtown Circulator Buses	16.268	• Project Development	\$ 10.071
• Navy Yard Station Modifications	0.500	Subtotal	\$ 10.071
• Public Hearing on Minnesota Ave. Parking	0.050		
• Washington Convention Center	31.374		
Subtotal: District of Columbia	\$ 48.240		
		District of Columbia	
		District of Columbia Government	
		• Anacostia Corridor Demonstration Project	8.270
		• Anacostia Vehicles Procurement	3.982
		• Anacostia LRT Line	7.200
		• New York Avenue Metrorail Station	109.950
		Subtotal	\$ 134.402
		Maryland	
		Maryland Transit Administration (MD-MTA)	
		• Largo Extension and Parking	456.400
		Subtotal	\$ 456.400
		Virginia	
		Arlington County	
		• Arlington County Project Development	0.040
		VA Department of Rail & Public Transportation	
		• Dulles PE/NEPA	64.750
		Subtotal	\$ 64.790
		Total SEP	\$ 665.663
		Total SAP & SEP	\$ 1,145.050
Virginia			
City of Alexandria			
• Huntington Parking Facility	31.183		
• King Street Station Improvements	16.600		
Subtotal	\$ 47.783		
Arlington County			
• Arlington Capital Projects Program Administration	0.750		
• Ballston Station Improvements	16.000		
• Clarendon Station Improvements	1.000		
• Crystal City Canopy	0.300		
• Crystal City/Potomac Yard	0.813		
• Rosslyn Access Improvements	0.650		
• Shirlington Bus Terminal	4.000		
Subtotal	\$ 23.513		

Appendix B. Changes to the Metro Matters Program Since December 2005

Metro Matters Program: FY 2005 - FY 2024

(dollars in millions)

	December Document	March Document	Change
Source of Funds	\$ 4,198.8	\$ 4,339.1	\$ 140.2
Use of Funds	4,160.6	4,339.1	178.5
Balance	\$ 38.3	\$ -	\$ (38.3)

Financial Changes to the Metro Matters Program: FY 2005 - FY 2024

(dollars in millions)

	Period	Source of Funds	Use of Funds
• Remove assumption of federal discretionary funds	FY 2007-10	\$ (260.0)	
• Add funds from SAFETEA-LU	FY 2008-10	104.0	
• Issue grant anticipation notes to balance program in short-run	FY 2007-09	89.8	
• Increase debt service in the long-run	FY 2009-22		178.5
• Pay debt service with future federal formula grant funds taken from the Beyond Metro Matters Program	FY 2012-22	200.6	
• Minor adjustment to revenue estimate for Misc. Internal CIP Funding	FY 2011	5.8	
Total		\$ 140.2	\$ 178.5

Program Changes to the Metro Matters Program: FY 2005 - FY 2024

(dollars in millions)

	FY 2006	FY 2008	Total
Program Element A - IRP			
• Passenger Facilities	\$ 0.4	\$ (0.4)	\$ -
• Maintenance Facilities	1.4	(1.4)	-
• Systems	4.0	(4.0)	-
Subtotal	\$ 5.8	\$ (5.8)	\$ -
Program Element B - Rail Cars & Facilities			
• Facilities		30.0	30.0
• Systems	(5.8)	(24.2)	(30.0)
Subtotal	\$ (5.8)	\$ 5.8	\$ -
Total	\$ -	\$ -	\$ -

Appendix C. Changes to the Beyond Metro Matters Program Since December 2005

Beyond Metro Matters Program: FY 2007 - FY 2012

(dollars in millions)

	December Document	March Document	Change
Source of Funds	\$ 473.3	\$ 460.0	\$ (13.3)
Use of Funds	473.3	460.0	(13.3)
Balance	\$ -	\$ -	\$ -

Financial Changes to the Beyond Metro Matters Program: FY 2007 - FY 2012

(dollars in millions)

	Period	Source of Funds	Use of Funds
• Future federal formula grant funds given to the Metro Matters Program to pay-off long term debt service	FY 2012	\$ (13.4)	\$ (13.4)
• Adams Morgan - U Street Link project added to FY 2006 and FY 2007 (Resolution #2006-03)	FY 2007	0.1	0.1
Total		\$ (13.3)	\$ (13.3)

Program Changes to the Beyond Metro Matters Program: FY 2007 - FY 2012

(dollars in millions)

	FY 2007	FY 2012	Total
Infrastructure Renewal Program (IRP) - II			
• Preventive Maintenance		\$ (13.4)	\$ (13.4)
System Access/Capacity Program (SAP)			
• Adams Morgan-U Street Link	0.1		0.1
Total	\$ 0.1	\$ (13.4)	\$ (13.3)