

Presentation to the Customer Service, Operations and Safety Committee

**Request for Public Hearing for
Elimination of Regional Metrobus
Routes 9B and 10P in Virginia**

February 16, 2006

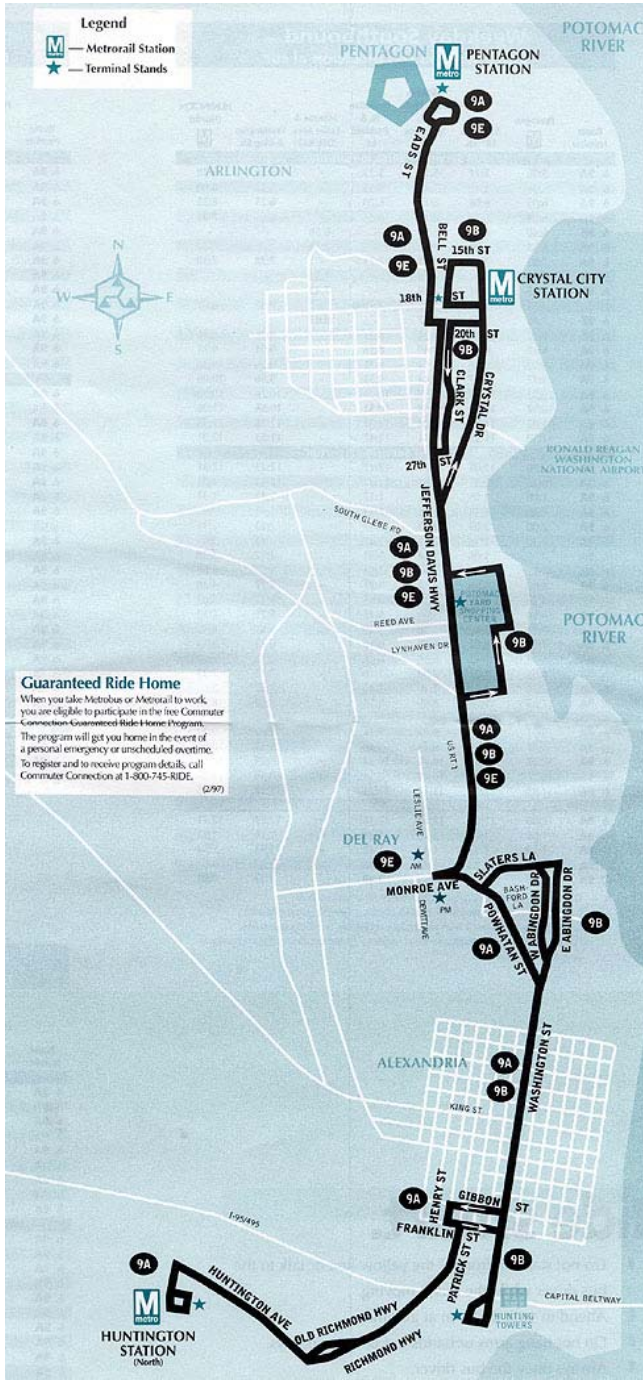
Office of Operations Planning
and Administrative Support

Purpose

- To request Board authorization to conduct a public hearing on the proposal to eliminate regional routes 9B Hunting Towers/Crystal City and 10P Mount Vernon Avenue/Crystal City

Background

- In 2001 Routes 9B and 10P were established to provide direct weekday service between Mount Vernon Avenue and Old Town to Potomac
- Neither route has been a strong performer since their inception:
 - 9B averages 248 daily passenger and seven passengers per trip
 - 10P averages 460 daily passenger and 10 passengers per trip
- Both routes duplicate other Metrobus routes and DASH service
- The City of Alexandria is considering replacing all or portions of both routes
 - Alternative service is available for 95% (via 9A, 9E, 9S 10A, 10B, 10E, and DASH AT2) of current passengers if DASH does not replace either route



Huntington Towers - Potomac Yard - Crystal City Yard

Route 9B



Mt Vernon Ave. - Potomac Yard - Crystal City

Route 10P

FY07 Subsidy Impact

Jurisdiction	FY07 Impact
District	(\$133,000)
Montgomery County	(\$76,000)
Prince George's County	(\$73,000)
Alexandria	(\$629,000)
Arlington County	(\$150,000)
Fairfax City	(\$2,000)
Fairfax County	(\$66,000)
Fall Church	(\$2,000)
Total	(\$1,131,000)

Schedule

- February 16 - Board authorization for public hearing
- March - Public hearing
- April 13 - Staff recommendation to Budget Committee
- April 20 - Public hearing report and recommendation
- June 25- Implementation

Recommendation

- Authorize staff to conduct a public hearing on the proposal to eliminate regional routes 9B Hunting Towers/Crystal City and 10P Mount Vernon Avenue/Crystal City



Washington Metropolitan Area Transit Authority SERVICE CHANGE STAFF SUMMARY SHEET

ROUTING	TO	BY DATE	FOR	DATE:
1	CEO	2/10/06	APPROVAL	SUBJECT Request Board Authorization to Conduct a Public Hearing on Proposed Elimination of Regional Metrobus Routes 9B and 10P
2	Operations Committee	2/16/06	VOTE	PREPARED BY: OPAS - V. Jackson
3	BOARD	2/16/06	CONCURRENCE	EXTENSION: x 2237
			INFORMATION	DEPT. APPROVAL: AGM/OPER - J. Hughes

CATEGORIES:

- | | | | | |
|---|---|---|---|--|
| <input checked="" type="checkbox"/> BUS | <input checked="" type="checkbox"/> MAJOR | <input checked="" type="checkbox"/> FREQUENCY | <input type="checkbox"/> PUBLIC HEARING | <input type="checkbox"/> ROUTE ANALYSIS |
| <input type="checkbox"/> RAPID TRANSIT STATIONS | <input type="checkbox"/> MINOR | <input checked="" type="checkbox"/> SPAN | <input checked="" type="checkbox"/> IS REQUIRED | <input type="checkbox"/> IS NOT ATTACHED |
| | | <input checked="" type="checkbox"/> ROUTING | | |

PURPOSE

To request Board authorization to conduct a public hearing on the proposed elimination of regional Metrobus Routes 9B (Hunting Towers-Potomac Yard-Crystal City Line) and 10P (Mount Vernon Avenue-Potomac Yard-Crystal City Line) in the City of Alexandria and Arlington County, Virginia.

DISCUSSION

Regional Metrobus Routes 9B and 10P were established in March, 2001 to provide direct public transportation between Potomac Yard shopping center, the Mount Vernon Avenue and Old Town corridors in Alexandria, and Crystal City in Arlington. Both routes operate every 36 minutes from 6:30 a.m. to 8:30 p.m. on weekdays only, with the schedules of both routes coordinated to provide a combined 18 minute frequency of service between Potomac Yard and Crystal City.

Staff has monitored ridership on both routes since implementation. On Route 9B, ridership averages 248 daily riders on 47 trips, or approximately seven passengers per trip. Route 10P productivity is somewhat better, averaging 460 daily riders on 47 trips, or approximately 10 passengers per trip. However, since implementation neither route has consistently met the Authority's productivity indicators to justify continued retention and there is alternative service available.

COORDINATION (Routing)	Initial	Date	COMP	ENCLOSURES:
RAIL			<i>[Signature]</i>	1. Letter from Arlington County 2. Email from City of Alexandria 3. Map of Routes 9B and 10P
BUS			SECT	GENERAL MANAGER ACTION:
GOVR				<input type="checkbox"/> Approved <input checked="" type="checkbox"/> Approved for Submission to the Board
OPAS			Deputy / ADMN	<i>[Signature]</i> / <i>[Signature]</i> / <i>[Signature]</i>
ADA				Signature _____ Date <u>2/8/06</u>
FIMA	<i>[Signature]</i>	<u>2/2/06</u>	Deputy / OPER	BOARD ACTION:
COUN				Approved by the Board of Directors on _____
			<i>[Signature]</i>	Secretary _____

Service Change Staff Summary Sheet

Request for Public Hearing on Proposed Elimination of Regional Metrobus Routes 9B and 10P in the City of Alexandria and Arlington County, Virginia

Page 2

By correspondence dated November 4, 2005 and January 23, 2006 (attached), Arlington County and the City of Alexandria have requested that a public hearing be held to discontinue Routes 9B and 10P. The City of Alexandria has indicated that it is considering replacing all or portions of Routes 9B and/or 10P with DASH service.

ALTERNATIVE

Do not authorize a public hearing to eliminate Routes 9B and 10P.

PRIOR APPROVALS

None

IMPACT ON FUNDING

The elimination of routes 9B and 10P would have the following impacts on the costs, revenue and subsidy in Fiscal Year 2007:

	FY 2007
Cost	(\$1,256,000)
Revenue	(\$125,000)
Subsidy	(\$1,131,000)

The proposed elimination of Routes 9B and 10P would have the following annual impacts on Metrobus regional subsidies:

Jurisdiction	Annual Impact
District of Columbia	(\$133,000)
Montgomery County	(\$76,000)
Prince George's County	(\$73,000)
Alexandria	(\$629,000)
Arlington County	(\$150,000)
Fairfax City	(\$2,000)
Fairfax County	(\$66,000)
Falls Church	(\$2,000)
Total	(\$1,131,000)

Service Change Staff Summary Sheet

Request for Public Hearing on Proposed Elimination of Regional Metrobus Routes 9B and 10P
in the City of Alexandria and Arlington County, Virginia

Page 3

The proposed elimination of Routes 9B and 10P would reduce peak schedule requirements by four buses and seven operators. There would be a reduction of two mechanics. These impacts are not included in the proposed Fiscal 2007 budget.

RECOMMENDATION

Authorize a public hearing on the proposed elimination of regional Metrobus Routes 9B (Hunting Towers-Potomac Yard-Crystal City Line) and 10P (Mount Vernon Avenue-Potomac Yard-Crystal City Line) in the City of Alexandria and Arlington County, Virginia.

T:\RDEV\Staff Summary Sheets & Forms\9B 10P Public Hearing Auth.wpd



DEPARTMENT OF ENVIRONMENTAL SERVICES

Division of Transportation

2100 Clarendon Boulevard, Suite 900 Arlington, VA 22201

November 4, 2005

Mr. Robert Orr, Acting Director
Office of Operations Planning and Administrative Support
Washington Metropolitan Area Transit Authority
600 Fifth Street, N.W.
Washington, DC 20001

Dear Bob:

This letter presents a request for the termination of operation of the 9B and 10P bus services in Arlington due to low performance. To replace those routes, we request a reinvestment of service hours to establish a new route serving Crystal City and the new Potomac Yard development. This request was included in the Arlington County Transit Program's FY06 Metro budget comments. The first Potomac Yard development scheduled to open is the new offices of the Environmental Protection Agency in late April 2006. The 9B/10P termination and new service implementation date should coincide with the EPA opening.

The new route should serve the Crystal City Metro Station, the new EPA buildings located on Crystal Drive between 26th and 27th Streets and the Virginia Railway Express (VRE) station also located on Crystal Drive. Service frequency is requested to be at 6 minute intervals during the peak and 12 minutes in the off-peak, with a schedule to meet Metro's Blue line train and VRE if possible. Service hours are to be 5:30 a.m. to 7:30 p.m., Monday through Friday. Vince Jackson and Fred Simms are familiar with this project and have done some preliminary scheduling to provide cost estimates.

Thank you for your consideration of this request. Please contact me at 703-228-7929 should you have any questions or require additional information.

Sincerely,

A handwritten signature in black ink that reads "Lynn M. Rivers".

Lynn M. Rivers
Metrobus Service Coordinator

C: James Hamre, Transit Program Supervisor
Chris Zimmerman, Member, WMATA Board
Dennis Leach, Arlington DOT
Gustavo Vega, DMF
Vince Jackson, OPAS

From: <Jim.Maslanka@alexandriava.gov>
To: "Vince Jackson" <vjackson@wmata.com>, "Fred W. Simms" <fsimms@wmata.com>
Date: 1/23/2006 12:43:08 PM
Subject: 10P and 9B Route Elimination Hearings

Vince and Fred,

The following note is the City of Alexandria's official notice to you that you can hold public hearings to eliminate Routes 10P and 9B. This confirms the voice mail I sent you last Friday concerning this issue. We would like you to provide as an option in the public hearings of the possibility that DASH will provide some substitute service which could help serve some of the destinations linked by these bus routes. Please give us information as quickly as you can about the schedule which will be followed to conduct the public hearings. We want to provide notice to our City Council prior to the public hearing being held.

If you have any questions, please give me a call.

Jim Maslanka

CC: <Jhamre@arlingtonva.us>, <Lrivers@arlingtonva.us>, <Tom.Culpepper@alexandriava.gov>

Regional Metrobus Allocation

Proposed
FY06 Budget

Adjusted for recent FY05 known changes "overcrowding" etc

Jurisdiction	Population Weighted By Density		Average Weekday Ridership			Revenue Miles			Revenue Hours			FY05 Formula Distribution	FY06 000's
	2000 Census	Formula Weight	May '03 Ridership	Percent of Total	Formula Weight	Sept '03 Schedule	Percent of Total	Formula Weight	Sept '03 Schedule	Percent of Total	Formula Weight		
Jurisdiction	25.0%				15.0%			36.0%			25.0%		
District of Columbia	25.9%	6.5%	196,856	55.3%	8.3%	11,414,227	42.2%	14.8%	1,137,576	52.7%	13.2%	42.73%	\$95,518,425
Montgomery County	21.4%	5.4%	40,842	11.5%	1.7%	3,780,995	14.0%	4.9%	253,448	11.7%	2.9%	14.9%	\$33,327,801
Prince George's County	18.7%	4.7%	82,756	17.6%	2.6%	4,444,534	16.4%	5.8%	293,372	13.6%	3.4%	16.6%	\$36,821,283
Maryland Subtotal	40.1%	10.0%	103,598	29.1%	4.4%	8,225,528	30.4%	10.7%	546,820	25.3%	6.3%	31.4%	\$70,149,084
Alexandria	5.0%	1.3%	14,355	4.0%	0.6%	1,525,910	5.6%	2.0%	107,836	5.0%	1.2%	5.1%	\$11,380,315
Arlington	8.8%	1.7%	20,843	5.9%	0.9%	2,484,931	9.2%	3.2%	170,657	7.9%	2.0%	7.8%	\$17,362,856
City of Fairfax	0.5%	0.1%	1,412	0.4%	0.1%	-	0.0%	0.0%	-	0.0%	0.0%	0.2%	\$420,129
Fairfax County	21.3%	5.3%	15,814	4.4%	0.7%	3,271,189	12.1%	4.2%	188,950	8.8%	2.2%	12.4%	\$27,761,110
Falls Church	0.3%	0.1%	2,787	0.8%	0.1%	106,383	0.4%	0.1%	7,539	0.3%	0.1%	0.4%	\$935,010
Virginia Subtotal	34.0%	8.5%	55,211	15.5%	2.3%	7,388,413	27.3%	9.6%	474,982	22.0%	5.5%	24.9%	\$57,859,420
Total	100.00%	25.0%	355,664	100.0%	15.0%	27,028,168	100.0%	35.0%	2,159,377	100.0%	25.0%	100.0%	\$223,528,929

12.5 mph

Changes

Jurisdiction	Population Weighted By Density		Average Weekday Ridership			Revenue Miles			Revenue Hours		
	Census	Formula Weight	Ridership	Percent of Total	Formula Weight	Schedule	Percent of Total	Formula Weight	Schedule	Percent of Total	Formula Weight
Jurisdiction											
District of Columbia											
Montgomery County											
Prince George's County											
Maryland Subtotal											
Alexandria			(213)			(52,409)			(2,929)		
Arlington			(37)			(18,298)			(2,905)		
City of Fairfax											
Fairfax County											
Falls Church											
Virginia Subtotal			(250)			(70,707)			(5,535)		
Total			(250)			(70,707)			(5,535)		

12.78 mph

REVENUE (68,040)
EXPENSE (673,425)
NET SUBSIDY (605,385) 10%

New Cal based on FY06 - Nov 17, 2005

REVENUE (43,925) 250 \$ 0.70
EXPENSE (638,682) 30.47 \$ 83.51
NET SUBSIDY (594,757) 7%

FY05 ADJUSTED

Jurisdiction	Population Weighted By Density		Average Weekday Ridership			Revenue Miles			Revenue Hours			FY05 Formula Distribution	Adjusted	Delta	Delta Rail	Delta Total	
	2000 Census	Formula Weight	May '03 Ridership	Percent of Total	Formula Weight	Sept '03 Schedule	Percent of Total	Formula Weight	Sept '03 Schedule	Percent of Total	Formula Weight						
Jurisdiction	25.0%				15.0%			36.0%			25.0%						
District of Columbia	25.9%	6.5%	196,856	55.4%	8.3%	11,414,227	42.3%	14.8%	1,137,576	52.8%	13.2%	42.81%	95,439,163	(79,262)	13%	-	(79,262)
Montgomery County	21.4%	5.4%	40,842	11.5%	1.7%	3,780,995	14.0%	4.9%	253,448	11.8%	2.9%	14.9%	33,287,263	(40,539)	7%	-	(40,539)
Prince George's County	18.7%	4.7%	82,756	17.7%	2.6%	4,444,534	16.5%	5.8%	293,372	13.6%	3.4%	16.6%	36,780,570	(40,713)	7%	-	(40,713)
Maryland Subtotal	40.1%	10.0%	103,598	29.1%	4.4%	8,225,528	30.5%	10.7%	546,820	25.4%	6.3%	31.4%	70,067,833	(81,251)	14%	-	(81,251)
Alexandria	5.0%	1.3%	14,142	4.0%	0.6%	1,473,501	5.5%	1.9%	104,906	4.9%	1.2%	5.0%	11,122,181	(258,155)	43%	-	(258,155)
Arlington	8.8%	1.7%	20,806	5.9%	0.9%	2,486,633	9.2%	3.2%	168,051	7.8%	2.0%	7.7%	17,224,309	(138,547)	23%	-	(138,547)
City of Fairfax	0.5%	0.1%	1,412	0.4%	0.1%	-	0.0%	0.0%	-	0.0%	0.0%	0.2%	419,104	(1,024)	0%	-	(1,024)
Fairfax County	21.3%	5.3%	15,814	4.4%	0.7%	3,271,189	12.1%	4.2%	188,950	8.8%	2.2%	12.4%	27,725,591	(35,520)	6%	-	(35,520)
Falls Church	0.3%	0.1%	2,787	0.8%	0.1%	106,383	0.4%	0.1%	7,539	0.4%	0.1%	0.4%	934,012	(998)	0%	-	(998)
Virginia Subtotal	34.0%	8.5%	54,961	15.5%	2.3%	7,317,706	27.1%	9.6%	469,447	21.8%	5.4%	24.9%	57,425,177	(434,244)	73%	-	(434,244)
Total	100.00%	25.0%	355,414	100.0%	15.0%	26,957,461	100.0%	35.0%	2,153,543	100.0%	25.0%	100.0%	222,932,172	(594,757)	100%	-	(594,757)

(250)

(70,707)

(5,535)

10P

Regional Metrobus Allocation

Proposed
FY06 Budget

Adjusted for recent FY05 known changes "overcrowding" ect

Jurisdiction	Population Weighted By Density		Average Weekday Ridership			Revenue Miles			Revenue Hours			FY05 Formula Distribution	FY06 000's
	2000 Census	Formula Weight	May '03 Ridership	Percent of Total	Formula Weight	Sept '03 Schedule	Percent of Total	Formula Weight	Sept '03 Schedule	Percent of Total	Formula Weight		
	25.0%				15.0%			35.0%			25.0%		
District of Columbia	25.9%	6.5%	196,858	55.3%	8.3%	11,414,227	42.2%	14.8%	1,137,576	52.7%	13.2%	42.732%	\$68,473,668
Montgomery County	21.4%	5.4%	40,842	11.5%	1.7%	3,780,995	14.0%	4.9%	253,448	11.7%	2.9%	14.9%	\$30,865,781
Prince George's County	18.7%	4.7%	62,758	17.6%	2.6%	4,444,534	16.4%	5.8%	293,372	13.6%	3.4%	18.8%	\$34,105,608
Maryland Subtotal	40.1%	10.0%	103,598	29.1%	4.4%	8,225,528	30.4%	10.7%	546,820	25.3%	6.3%	31.4%	\$64,975,389
Alexandria	5.0%	1.3%	14,355	4.0%	0.6%	1,525,910	5.6%	2.0%	107,858	5.0%	1.2%	5.1%	\$10,540,984
Arlington	6.8%	1.7%	20,843	5.9%	0.9%	2,484,931	9.2%	3.2%	170,657	7.9%	2.0%	7.8%	\$16,082,296
City of Fairfax	0.5%	0.1%	1,412	0.4%	0.1%	-	0.0%	0.0%	-	0.0%	0.0%	0.2%	\$389,143
Fairfax County	21.3%	5.3%	15,814	4.4%	0.7%	3,271,189	12.1%	4.2%	188,950	8.8%	2.2%	12.4%	\$25,713,649
Falls Church	0.3%	0.1%	2,787	0.8%	0.1%	106,383	0.4%	0.1%	7,539	0.3%	0.1%	0.4%	\$666,050
Virginia Subtotal	34.0%	8.5%	55,211	15.5%	2.3%	7,388,413	27.3%	9.8%	474,962	22.0%	5.4%	28.8%	\$53,592,123
Total	100.00%	25.0%	355,664	100.0%	15.0%	27,028,166	100.0%	35.0%	2,159,377	100.0%	25.0%	100.0%	\$207,041,179

12.5 mph

Changes

Jurisdiction	Population Weighted By Density		Average Weekday Ridership			Revenue Miles			Revenue Hours		
	Census	Formula Weight	Ridership	Percent of Total	Formula Weight	Schedule	Percent of Total	Formula Weight	Schedule	Percent of Total	Formula Weight
District of Columbia	-	-	-	-	-	-	-	-	-	-	-
Montgomery County	-	-	-	-	-	-	-	-	-	-	-
Prince George's County	-	-	-	-	-	-	-	-	-	-	-
Maryland Subtotal	-	-	-	-	-	-	-	-	-	-	-
Alexandria	-	-	(460)	-	-	(69,602)	-	-	(5,635)	-	-
Arlington	-	-	-	-	-	-	-	-	-	-	-
City of Fairfax	-	-	-	-	-	-	-	-	-	-	-
Fairfax County	-	-	-	-	-	-	-	-	-	-	-
Falls Church	-	-	-	-	-	-	-	-	-	-	-
Virginia Subtotal	-	-	(460)	-	-	(69,602)	-	-	(5,635)	-	-
Total			(460)			(69,602)			(5,635)		

12.35 mph

REVENUE (55,944)
EXPENSE (579,723)
NET SUBSIDY (523,779)

New Cal based on FY06 - Nov 17, 2005
REVENUE (60,822) 460 \$ 0.70
EXPENSE (617,302) 29.45 \$ 83.51
NET SUBSIDY (556,480)

13%

FY05 ADJUSTED

Jurisdiction	Population Weighted By Density		Average Weekday Ridership			Revenue Miles			Revenue Hours			FY05 Formula Distribution	Adjusted	Delta	Delta Rail	Delta Total	
	2000 Census	Formula Weight	May '03 Ridership	Percent of Total	Formula Weight	Sept '03 Schedule	Percent of Total	Formula Weight	Sept '03 Schedule	Percent of Total	Formula Weight						
	25.0%				15.0%			35.0%			25.0%						
District of Columbia	25.9%	6.5%	196,858	55.4%	8.3%	11,414,227	42.3%	14.8%	1,137,576	52.8%	13.2%	42.82%	88,416,582	(57,086)	11%	-	(57,086)
Montgomery County	21.4%	5.4%	40,842	11.5%	1.7%	3,780,995	14.0%	4.9%	253,448	11.8%	2.9%	14.9%	30,836,356	(33,425)	6%	-	(33,425)
Prince George's County	18.7%	4.7%	62,758	17.7%	2.7%	4,444,534	16.5%	5.8%	293,372	13.6%	3.4%	18.8%	34,073,349	(32,259)	6%	-	(32,259)
Maryland Subtotal	40.1%	10.0%	103,598	29.2%	4.4%	8,225,528	30.5%	10.7%	546,820	25.4%	6.3%	31.4%	64,909,705	(65,684)	12%	-	(65,684)
Alexandria	5.0%	1.3%	13,895	3.9%	0.6%	1,456,308	5.4%	1.9%	102,201	4.7%	1.2%	4.9%	10,170,779	(370,208)	66%	-	(370,208)
Arlington	6.8%	1.7%	20,843	5.9%	0.9%	2,484,931	9.2%	3.2%	170,657	7.9%	2.0%	7.8%	16,070,805	(11,490)	2%	-	(11,490)
City of Fairfax	0.5%	0.1%	1,412	0.4%	0.1%	-	0.0%	0.0%	-	0.0%	0.0%	0.2%	388,294	(849)	0%	-	(849)
Fairfax County	21.3%	5.3%	15,814	4.5%	0.7%	3,271,189	12.1%	4.2%	188,950	8.8%	2.2%	12.4%	25,583,208	(30,441)	6%	-	(30,441)
Falls Church	0.3%	0.1%	2,787	0.8%	0.1%	106,383	0.4%	0.1%	7,539	0.4%	0.1%	0.4%	865,327	(724)	0%	-	(724)
Virginia Subtotal	34.0%	8.5%	54,751	15.4%	2.3%	7,318,811	27.1%	9.5%	469,347	21.6%	5.4%	28.8%	53,178,413	(413,710)	77%	-	(413,710)
Total	100.00%	25.0%	355,204 (460)	100.0%	15.0%	26,958,566 (69,002)	100.0%	35.0%	2,153,742 (5,635)	100.0%	25.0%	100.0%	206,504,700	(536,480)	100%	-	(536,480)

Huntington-Pentagon Line

Routes 9A,E

Hunting Towers-Potomac Yard-Crystal City Line

Route 9B

For route and schedule information

CALL 202.676.7700

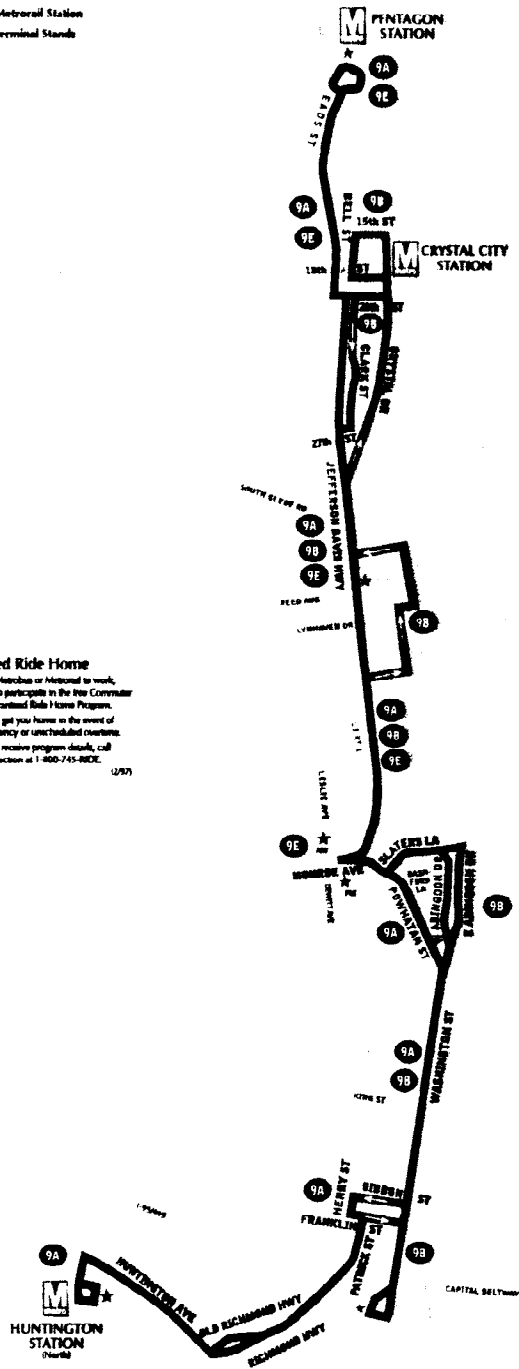
www.metropendotors.com

- Legend**
- Metrorail Station
 - Terminal Stands

Guaranteed Ride Home

When you take Metrolink or Metrolink to work, you are eligible to participate in the Free Commuter Connection Guaranteed Safe Home Program. The program will get you home in the event of a personal emergency or unscheduled overtime. To register and to receive program details, call Commuter Connection at 1-800-745-8000.

(2/97)





Mt. Vernon Ave. - Potomac Yard -Crystal City Line

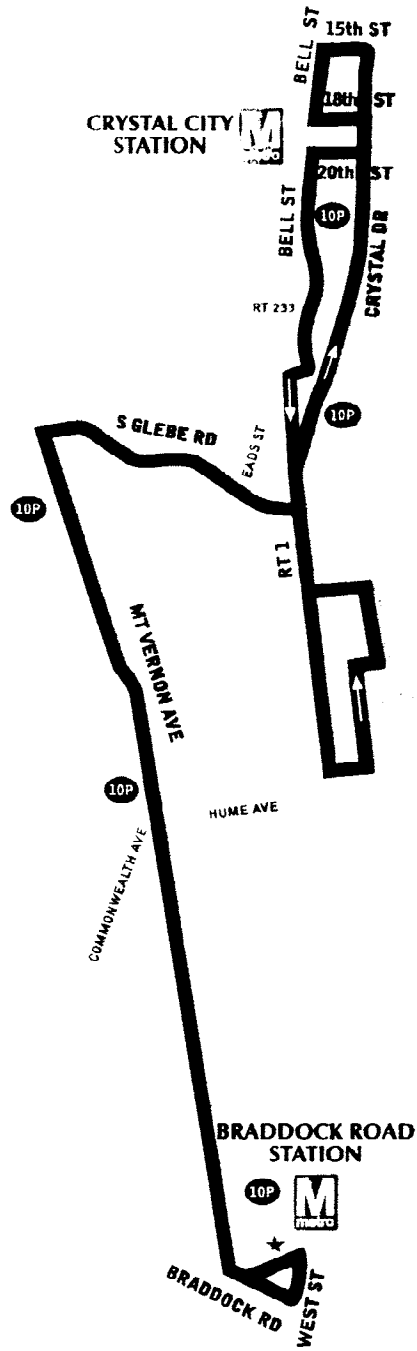
Route 10P

For route and schedule information

Call 202-637-7500

www.metroopensdoors.com

- Legend**
-  — Metrorail Station
 -  — Terminal Stands



Guaranteed Ride Home

When you take Metrobus or Metrorail to work, you are eligible to participate in the free Commuter Connection Guaranteed Ride Home Program.

The program will get you home in the event of a personal emergency or unscheduled overtime.

To register and to receive program details, call Commuter Connection at 1-800-745-RIDE.

(2/97)