

WASHINGTON
METROPOLITAN AREA
TRANSIT AUTHORITY



FY2022 Quarter 4

Appendix 1: Capital Program Project Pages





WASHINGTON METROPOLITAN AREA TRANSIT AUTHORITY

TABLE OF CONTENTS

(CIP0002) Bus Onboard Location Equipment and Software Program 5
(CIP0004) Bus Maintenance Facility and Equipment State of Good Repair Program 7
(CIP0005) Bus Vehicle Rehabilitation Program 9
(CIP0006) Bus Fleet Acquisition Program 11
(CIP0007) Bus Closed Circuit Television Replacement Program 13
(CIP0009) Service Vehicle Acquisition Program 15
(CIP0010) Environmental Compliance Program 17
(CIP0015) MetroAccess Fleet Acquisition 19
(CIP0024) Track Rehabilitation Program 21
(CIP0025) Roadway Equipment and Vehicle Program 23
(CIP0029) Warehouse Vertical Store Unit 25
(CIP0030) Currency Processing Machines 27
(CIP0033) Revenue Facility Equipment Replacement 29
(CIP0034) Revenue Collection Facility Rehabilitation 31
(CIP0035) Bicycle and Pedestrian Facility Rehabilitation 33
(CIP0036) Procurement Program Support 35
(CIP0039) System Planning and Development 37
(CIP0042) Asset Management Software Improvements 39
(CIP0043) Bus and Rail Scheduling and Operations Software Improvements 41
(CIP0056) Rail Service Management Software Improvements 43
(CIP0059) 8000-Series Railcars 45
(CIP0063) Rail Vehicle Scheduled Maintenance Program 47
(CIP0067) Rail Vehicle Safety & Reliability Improvements 49
(CIP0072) Elevator Rehabilitation Program 51
(CIP0073) Escalator Rehabilitation Program 53
(CIP0076) Rail System Power Upgrades 55
(CIP0087) Station and Facility Restoration Program 57
(CIP0088) Station Entrance Canopy Installation 59
(CIP0099) Joint Development Program Support 61
(CIP0101) Internal Compliance Capital Management Support 63
(CIP0102) Police District III Substation 65
(CIP0127) Transit Police Support Equipment 67
(CIP0131) Capital Program Financing Support 69
(CIP0132) Escalator and Elevator Overhaul Program 71
(CIP0133) Train Detection and Warning System 73
(CIP0136) Radio Infrastructure Replacement 75
(CIP0139) Tunnel Fan Control Panels Replacement 77
(CIP0142) Rail Vehicle Preventive Maintenance 79
(CIP0143) Bus Vehicle Preventive Maintenance 81
(CIP0145) Facility Security Monitoring Equipment Program 83
(CIP0150) Support Facility Fire System Rehabilitation 85
(CIP0151) Rail Station Cooling Rehabilitation Program 87
(CIP0152) Parking Garage and Surface Lot Rehabilitation 89
(CIP0170) Facility Roof Rehabilitation and Replacement 91
(CIP0185) Escalator Replacement 93
(CIP0197) Support Facility Improvements 95
(CIP0204) Railcar Rooftop Access Platform 97
(CIP0212) Sustainability/Resiliency Program 99
(CIP0213) Capital Program Development Support 101
(CIP0219) Rail Station Lighting Improvements 103
(CIP0220) Bus Planning Studies Program 105
(CIP0221) Bus Customer Facility Improvements 107
(CIP0225) Heavy Repair and Overhaul Facility 109
(CIP0231) Good Luck Road Facility 111
(CIP0241) Flood Resiliency Infrastructure Upgrades 113
(CIP0242) Rail System Drainage Rehabilitation Program 115

Notes: All figures are preliminary and unaudited.



WASHINGTON METROPOLITAN AREA TRANSIT AUTHORITY

(CIP0246) General Engineering 117
(CIP0247) Emergency Construction and Emerging Needs Program 119
(CIP0251) Automatic Train Control State of Good Repair 121
(CIP0252) Low Voltage Power State of Good Repair 123
(CIP0253) Traction Power State of Good Repair 125
(CIP0254) Bus Priority Program Development 127
(CIP0255) Fare Collection Modernization 129
(CIP0256) 7000-Series Railcars 131
(CIP0257) Emergency Trip Station (ETS) Rehabilitation 133
(CIP0258) Station And Tunnel Fire Alarm Rehabilitation 135
(CIP0259) Employee Timekeeping System 137
(CIP0261) Rail Tunnel Lighting Replacement 139
(CIP0262) Tunnel Water Leak Mitigation 141
(CIP0266) Historic Bus Loop and Facility Rehabilitation 143
(CIP0269) Asset Management Software 145
(CIP0270) Capital Delivery Program Support 147
(CIP0271) Metrorail Station Emergency Gates Replacement 149
(CIP0272) Digital Display and Wayfinding Improvements 151
(CIP0273) Support Facility Rehabilitation 153
(CIP0275) New Carrollton Garage and Bus Bays 155
(CIP0276) Art in Transit and Station Commercialization Program 157
(CIP0277) Supply Chain Modernization 159
(CIP0279) Railyard Shop Equipment Replacement 161
(CIP0283) Railcar Maintenance Facilities State of Good Repair 163
(CIP0284) Railyard Facility and Site Rehabilitation 165
(CIP0286) Power Generator Replacement 167
(CIP0291) Tunnel Ventilation Improvements 169
(CIP0294) Bridge Rehabilitation Program 171
(CIP0297) Union Station Improvements 173
(CIP0302) Huntington Station Parking Garage Demolition 175
(CIP0307) Station Platform Rehabilitation - Phase 2 177
(CIP0308) Station Platform Rehabilitation - Phase 3 179
(CIP0310) Station Platform Rehabilitation - Phase 4 181
(CIP0311) Bladensburg Bus Garage Replacement 183
(CIP0312) Four Mile Run Bus Garage Rehabilitation 185
(CIP0315) Northern Bus Garage Replacement 187
(CIP0319) Bus Maintenance Facility State of Good Repair Program 189
(CIP0322) Bus Passenger Fac./Systems Future Major Projects 191
(CIP0324) Capital Program Financial Support 193
(CIP0326) Real-Time Bus and Rail Data Feed Development 195
(CIP0330) Information Technology Data Center 197
(CIP0331) Enterprise Resource Planning Software Replacement 199
(CIP0332) Fiber Optic Cable Installation 201
(CIP0335) Office Consolidation - District of Columbia 203
(CIP0336) Energy Management Upgrades 205
(CIP0337) Office Consolidation - Virginia 207
(CIP0338) Office Consolidation - Maryland 209
(CIP0341) Rail System Standpipe Replacement Program 211
(CIP0342) Information Technology Hardware State of Good Repair 213
(CIP0343) Information Technology Software State of Good Repair 215
(CIP0344) IT Program Management Support 217
(CIP0348) Structural Rehabilitation - Package A 219
(CIP0349) Yellow Line Tunnel and Bridge Rehabilitation 221
(CIP0352) Rail Station Platform Canopy Rehabilitation Program 223
(CIP0354) ePerformance and eCompensation Upgrades 225
(CIP0355) Zero Emission Bus Acquisition and Evaluation 227
(CIP0356) Tunnel Ventilation Improvements - Red Line Pilot 229
(CIP0357) Cybersecurity Legacy Software Improvements 231

Notes: All figures are preliminary and unaudited.



WASHINGTON METROPOLITAN AREA TRANSIT AUTHORITY

(CIP0370) Structural Rehabilitation - Package B	233
(CIP0373) Operations Control Center Improvements and Relocations	235
(CIP0374) Solar Site Improvements	237
(CIP8007) D&E Electrical Improvements	239
(CIP8011) D&E Fixed Rail Improvements	241
(CIP8013) D&E Track Structures Improvements	243
(CIP8015) D&E Rail Station Improvements	245
(CIP8019) D&E Passenger Facility Improvements	247
(CIP8021) D&E Bus & Paratransit Improvements	249
(CIP8026) Future Bus Maintenance Facilities	251
(CIP8029) D&E Information Technology Improvements	253
(CIP8030) Future Information Technology Projects	255
(CIP8031) D&E Metro Transit Police Improvements	257
(CIP8033) D&E Support Equipment Improvements	259
(CIP8034) Future Support Equipment Projects	261
(CRB0005) Planning Support for the District of Columbia	263
(CRB0009) Planning Support for Maryland Jurisdictions	265
(CRB0013) Potomac Yard Station Construction	267
(CRB0018) Planning Support for Virginia Jurisdictions	269
(CRB0019_19) Silver Line Phase 1 Railcars	271
(CRB0020) Silver Line Phase 2 Construction Support	273
(CRB0127) Purple Line Construction Support	275
(CRB0136) McLean Station - New Entrance	277



WASHINGTON METROPOLITAN AREA TRANSIT AUTHORITY

(CIP0002) Bus Onboard Location Equipment and Software Program

FY2022 Q4

Initiative Type: Program
 Investment Program: Maintenance/Overhaul
 Investment Category: Bus, Bus Facilities and Paratransit

Mode: Bus
 Location: Systemwide

Description




This program supports the design and replacement of automatic vehicle location (AVL) and related equipment on buses. This equipment is vital to bus operations, bus location tracking Global Positioning System (GPS) and bus diagnostics.



Expected Outcome

Increases fleet availability and reliability through on board diagnostics that alert maintenance personnel of defects and failures that can be corrected proactively as measured by the Bus Fleet Reliability performance indicator [FY20 target greater than 7,000 miles between failures]. Improves efficiency of revenue service through reliable GPS and route mapping abilities. Enables buses to communicate with Transit Signal Prioritization equipment along service routes.

Strategic Drivers

 Safety	 Security	 Reliability/SGR
---	--	---

Overall Status

(Programs are ongoing)

Development & Evaluation	
Implementation & Construction	
Operations Activation	

Metro is preparing to award a contract for the Disruption Management System. Routers are anticipated to be procured in FY2023. This program is in its third year and will conclude in FY2024.

Budget and Funding

FY22 Current Budget	YTD % Budget Expended
\$4.00	0%

FY22 Funding Sources	YTD Expended
Formula	\$0.00
PRIIA	\$0.00
Other	\$0.00
Federal Subtotal	\$0.00
System Performance	\$0.00
Reimbursable/Other	\$0.00
DC Dedicated Funding	\$0.00
MD Dedicated Funding	\$0.00
VA Non-Restricted Dedicated Funding	\$0.00
VA Restricted Dedicated Funding	\$0.00
Local Subtotal	\$0.00
Debt	\$0.00
Net Accruals	\$0.00
Total FY22 Expenditures	\$0.00



WASHINGTON METROPOLITAN AREA TRANSIT AUTHORITY

(CIP0002)

Top 20 Active Contracts by Allocated CIP Value

Contract Number	Vendor	Activity	Contract Value	Allocated CIP Value	Contract Start Date	Contract Expiration Date
FBMNT222109	Clever Devices Ltd.	equip_matl	\$2,427,129	\$2,427,129	3/4/2022	3/3/2023
CQ18037	Clever Devices Ltd.	equip_matl	\$16,740,575	\$1,257,748	12/19/2017	12/18/2020
FQ15005B	Kimley-Horn and Associates, Inc.	consult	\$3,132,809	\$338,454	6/16/2015	5/31/2020



WASHINGTON METROPOLITAN AREA TRANSIT AUTHORITY

(CIP0004) Bus Maintenance Facility and Equipment State of Good Repair Program

FY2022 Q4

Initiative Type: Program
 Investment Program: Maintenance/Overhaul
 Investment Category: Bus, Bus Facilities and Paratransit

Mode: Bus
 Location: Systemwide

Description




This program replaces existing equipment past useful life and provides new equipment to support the repair and maintenance of the bus and non-revenue fleets. Additionally, this project supports the construction of minor garage improvements.



Expected Outcome

Maximizes the efficiency of bus maintenance operations to support improved fleet availability as measured by the Bus Fleet Reliability performance indicator [FY20 target greater than 7,000 miles between failures].

Strategic Drivers

 Safety	 Security	 Reliability/SGR
--	---	--

Overall Status

(Programs are ongoing)

Development & Evaluation	
Implementation & Construction	
Operations Activation	

An RFP for bus simulators has been released and a contract is anticipated to be awarded in Q1 of FY2023. The replacement of tools is ongoing.

Budget and Funding

FY22 Current Budget	YTD % Budget Expended
\$2.50	34%

FY22 Funding Sources	YTD Expended
Formula	\$0.00
PRIIA	\$0.00
Other	\$0.00
Federal Subtotal	\$0.00
System Performance	\$0.00
Reimbursable/Other	\$0.00
DC Dedicated Funding	\$0.29
MD Dedicated Funding	\$0.27
VA Non-Restricted Dedicated Funding	\$0.19
VA Restricted Dedicated Funding	\$0.06
Local Subtotal	\$0.80
Debt	\$0.00
Net Accruals	\$0.05
Total FY22 Expenditures	\$0.85



WASHINGTON METROPOLITAN AREA TRANSIT AUTHORITY

(CIP0004)

Top 20 Active Contracts by Allocated CIP Value

Contract Number	Vendor	Activity	Contract Value	Allocated CIP Value	Contract Start Date	Contract Expiration Date
FQ19079	Alan Tye & Associates L.C.	equipment	\$527,823	\$527,823	5/13/2019	5/12/2020
CQ17121	Badger Mill Supply Corp	equip_matl	\$920,000	\$368,000	10/4/2017	9/25/2020
C20110	Better Engineering Mfg Inc	equipment	\$259,104	\$259,104	4/29/2020	3/28/2021
FQ16036B	The Matthews Group, Inc. T/A TMG Constru	construction	\$17,932,226	\$202,889	10/10/2017	10/9/2022
FQ15194	CH2M HILL Inc	consult	\$10,443,803	\$136,670	10/30/2015	10/29/2020
FQ19213	Snap On Tools Company	equipment	\$181,459	\$88,653	6/29/2020	6/28/2022
C20166-RRR	Snap On Tools Company	equipment	\$80,321	\$79,959	7/27/2020	7/26/2021
FQ15191-FY17R	Gannett Fleming-Parsons Joint Venture II	equip_matl	\$40,000,000	\$78,840	7/1/2016	7/31/2020
CQ19104	Dell Marketing LP	it_hardware_bus	\$194,300,000	\$73,750	7/23/2019	7/22/2023
FQ14125	Global Networks, Inc.	equip_matl	\$56,809	\$56,809	9/4/2015	9/3/2020
C20065	GRAINGER	equipment	\$5,000,000	\$28,971	11/13/2019	12/21/2022
FQ15191-FY18	Gannett Fleming-Parsons Joint Venture II	equip_matl	\$100,000,000	\$21,034	2/11/2017	3/31/2020



WASHINGTON METROPOLITAN AREA TRANSIT AUTHORITY

(CIP0005) Bus Vehicle Rehabilitation Program

FY2022 Q4

Initiative Type: Program
 Investment Program: Maintenance/Overhaul
 Investment Category: Bus, Bus Facilities and Paratransit

Mode: Bus
 Location: Andrews Federal Bus Garage - Suitland;
 Carmen Turner Facility - Landover

Description

This program provides for the complete rehabilitation of bus mechanical, electrical and structural systems when a bus is approximately 7.5 years of age. Additionally, the program supports the procurement of components to replace those that can no longer be overhauled.



Expected Outcome

Allows Metro to achieve the maximum useful life of a bus which extends the period between bus replacements while minimizing routine maintenance costs. Also, maintains bus reliability and addresses reliable revenue service availability as measured by the Bus Fleet Reliability performance indicator [FY20 target greater than 7,000 miles between failures].

Strategic Drivers

 Safety	 Security	 Reliability/SGR
---	--	---

Overall Status

(Programs are ongoing)

Development & Evaluation	
Implementation & Construction	
Operations Activation	

Metro rehabilitated 83 buses in FY2022 (a decrease from the 100 planned due to supply chain issues and part shortages). In addition, 125 engines and 181 transmission assemblies were rebuilt and replaced. 42 out of 100 planned energy storage systems were replaced along with the rehabilitation of 230 fare boxes. Various other components including axles, HVAC units, pro-heat units and steering boxes were rebuilt.

Budget and Funding

FY22 Current Budget	YTD % Budget Expended
\$66.40	80%

FY22 Funding Sources	YTD Expended
Formula	\$33.34
PRIIA	\$0.00
Other	\$0.00
Federal Subtotal	\$33.34
System Performance	\$5.81
Reimbursable/Other	\$0.00
DC Dedicated Funding	\$5.02
MD Dedicated Funding	\$4.70
VA Non-Restricted Dedicated Funding	\$3.35
VA Restricted Dedicated Funding	\$0.99
Local Subtotal	\$19.90
Debt	\$0.04
Net Accruals	(\$0.19)
Total FY22 Expenditures	\$53.05



WASHINGTON METROPOLITAN AREA TRANSIT AUTHORITY

(CIP0005)

Top 20 Active Contracts by Allocated CIP Value

Contract Number	Vendor	Activity	Contract Value	Allocated CIP Value	Contract Start Date	Contract Expiration Date
FQ-15141A	Johnson & Towers	vehicle_rehab	\$13,264,698	\$13,264,698	4/14/2015	12/31/2019
FQ19084	Johnson & Towers Baltimore Inc	vehicle_rehab	\$18,787,929	\$6,380,824	10/18/2019	10/17/2022
FQ18147	The Aftermarket Parts Company LLC	vehicle_rehab	\$4,311,719	\$1,738,793	8/10/2018	8/9/2021
CBMNT211029 -BTK	The Aftermarket Parts Company LLC	vehicle_rehab	\$0	\$1,546,316	1/29/2021	1/28/2022
FQ15194	CH2M HILL Inc	consult	\$14,343,738	\$1,523,328	10/30/2015	6/30/2022
FBMNT222119	Cummins Inc.	vehicle_rehab	\$1,457,618	\$1,457,618	11/10/2021	11/9/2022
F20155	The Aftermarket Parts Company LLC	vehicle_rehab	\$6,682,447	\$1,387,643	1/16/2021	7/21/2026
FBTRA222131	Lytx, Inc.	vehicle_rehab	\$785,314	\$1,235,701	2/8/2022	2/3/2023
FQ15159R	Needles Eye	vehicle_rehab	\$8,417,793	\$1,161,585	8/14/2015	8/13/2022
FQ19022	Cummins Inc.	vehicle_rehab	\$8,328,267	\$1,152,366	12/3/2018	12/2/2021
F20125	Cummins, Inc.	vehicle_rehab	\$1,072,046	\$1,072,046	1/8/2021	1/7/2026
FQ19035	The Aftermarket Parts Company LLC	vehicle_rehab	\$7,395,387	\$1,023,054	11/28/2018	11/27/2021
FQ17057B	Dartco Transmission Sales & Service, Inc	vehicle_rehab	\$25,000,000	\$744,899	2/27/2017	2/26/2023
FQ19034	The Aftermarket Parts Company LLC	vehicle_rehab	\$5,051,769	\$734,197	12/14/2018	12/13/2021
FQ17154	AROW Global Corporation	vehicle_rehab	\$977,535	\$699,035	8/10/2017	8/9/2019
CBMNT200209 -RLW	The Aftermarket Parts Company LLC	vehicle_rehab	\$0	\$584,975	6/5/2020	6/4/2021
F20139	Modine Manufacturing Company	vehicle_rehab	\$2,296,223	\$577,417	8/13/2020	8/12/2022
FQ19279BK	North Eastern Bus Rebuilders Inc.	vehicle_rehab	\$6,365,898	\$342,793	11/19/2019	11/19/2020
FQ19036	GENFARE	vehicle_rehab	\$1,361,373	\$327,135	4/26/2019	4/25/2022
FQ19024C	Gillig LLC	vehicle_rehab	\$751,406	\$211,484	11/26/2018	11/25/2021



WASHINGTON METROPOLITAN AREA TRANSIT AUTHORITY

(CIP0006) Bus Fleet Acquisition Program

FY2022 Q4

Initiative Type: Program
 Investment Program: Acquisition
 Investment Category: Bus, Bus Facilities and Paratransit

Mode: Bus
 Location: Post-Delivery inspections occur at Landover Bus Division - Landover

Description

This program acquires and replaces standard 30-foot, 40-foot buses and the articulated buses according to the current Metrobus Fleet Management Plan. It also includes all training required to maintain a bus and the purchase of spare parts.



Expected Outcome

Provides customers with reliable and modern buses as measured by the Bus Fleet Reliability performance indicator [FY20 target greater than 7,000 miles between failures]. Maintains an average fleet age of approximately 7.5 years.

Strategic Drivers

 Safety	 Security	 Reliability/SGR
--	---	--

Overall Status

(Programs are ongoing)

Development & Evaluation	
Implementation & Construction	
Operations Activation	

Metro received 119 out of the 120 40-foot Clean Diesel buses anticipated for delivery in FY2022.

Budget and Funding

FY22 Current Budget	YTD % Budget Expended
\$65.00	100%

FY22 Funding Sources	YTD Expended
Formula	\$59.27
PRIIA	\$0.00
Other	\$5.61
Federal Subtotal	\$64.88
System Performance	\$0.95
Reimbursable/Other	\$0.00
DC Dedicated Funding	\$0.23
MD Dedicated Funding	\$0.22
VA Non-Restricted Dedicated Funding	\$0.15
VA Restricted Dedicated Funding	\$0.05
Local Subtotal	\$1.59
Debt	\$0.00
Net Accruals	(\$1.47)
Total FY22 Expenditures	\$65.00



WASHINGTON METROPOLITAN AREA TRANSIT AUTHORITY

(CIP0006)

Top 20 Active Contracts by Allocated CIP Value

Contract Number	Vendor	Activity	Contract Value	Allocated CIP Value	Contract Start Date	Contract Expiration Date
FQ18001	New Flyer of America Inc	buses_40-42_ft	\$318,837,040	\$1,039,890	4/23/2018	6/30/2023
FQ15194	CH2M HILL Inc	consult	\$14,343,738	\$331,080	10/30/2015	6/30/2022
CBMNT211095 -A	Cummins, Inc.	3rd_party	\$286,010	\$35,000	3/22/2021	3/23/2022



WASHINGTON METROPOLITAN AREA TRANSIT AUTHORITY

(CIP0007) Bus Closed Circuit Television Replacement Program

FY2022 Q4

Initiative Type: Program
 Investment Program: Maintenance/Overhaul
 Investment Category: Bus, Bus Facilities and Paratransit

Mode: Bus
 Location: Systemwide

Description

This program replaces Metrobus closed circuit television (CCTV) camera systems on-board Metrobus vehicles to maintain a state of good repair on a lifecycle basis.



Expected Outcome

Monitors the interior of buses to deter crime and support the safety of customers and employees as measured by the Metrobus customer injury rate performance indicator [FY20 target of less than 2.45 injuries per million passengers], the bus system employee injury rate performance indicator [FY20 target of less than 9.4 per 200,000 hours worked], and the rate of crimes against passengers performance indicator [FY20 target of less than 5.3 crimes per million passengers or fewer]

Strategic Drivers

 Safety	 Security	 Reliability/SGR
-------------------	---------------------	----------------------------

Overall Status

(Programs are ongoing)

Development & Evaluation	
Implementation & Construction	
Operations Activation	

Metro anticipates awarding a contract for Closed Circuit TV (CCTV) units for the entire bus fleet (1,583 buses) in Q2 of FY2023.

Budget and Funding

FY22 Current Budget	YTD % Budget Expended
\$9.00	8%

FY22 Funding Sources	YTD Expended
Formula	\$0.00
PRIIA	\$0.00
Other	\$0.00
Federal Subtotal	\$0.00
System Performance	\$0.00
Reimbursable/Other	\$0.00
DC Dedicated Funding	\$0.24
MD Dedicated Funding	\$0.23
VA Non-Restricted Dedicated Funding	\$0.16
VA Restricted Dedicated Funding	\$0.05
Local Subtotal	\$0.68
Debt	\$0.00
Net Accruals	\$0.00
Total FY22 Expenditures	\$0.68



WASHINGTON METROPOLITAN AREA TRANSIT AUTHORITY

(CIP0007)

Top 20 Active Contracts by Allocated CIP Value

Contract Number	Vendor	Activity	Contract Value	Allocated CIP Value	Contract Start Date	Contract Expiration Date
FQ15186	Luminator Technology Group, Inc.	equip_matl	\$9,745,151	\$2,954,511	8/11/2016	8/31/2021
FQ15194	CH2M HILL Inc	consult	\$14,343,738	\$232,602	10/30/2015	6/30/2022



WASHINGTON METROPOLITAN AREA TRANSIT AUTHORITY

(CIP0009) Service Vehicle Acquisition Program

FY2022 Q4

Initiative Type: Program
 Investment Program: Support Equipment/Services
 Investment Category: Business and Operations Support

Mode: Bus
 Location: Systemwide

Description

This program acquires non-revenue support vehicles, including police vehicles, primarily to replace vehicles that are past their useful life.



Expected Outcome

Maintains the fleet of service vehicles in a state of good repair and prevents potential reliability problems.

Strategic Drivers

 Safety	 Security	 Reliability/SGR
--	---	--

Overall Status

(Programs are ongoing)

Development & Evaluation	
Implementation & Construction	
Operations Activation	

Metro received 25 MTPD vehicles and 92 support vehicles in FY2022. Material and production issues resulted in a delay of 55 vehicles to FY2023.

Budget and Funding

FY22 Current Budget	YTD % Budget Expended
\$12.40	31%

FY22 Funding Sources	YTD Expended
Formula	\$0.00
PRIIA	\$0.00
Other	\$0.00
Federal Subtotal	\$0.00
System Performance	\$0.21
Reimbursable/Other	\$0.00
DC Dedicated Funding	\$2.33
MD Dedicated Funding	\$2.18
VA Non-Restricted Dedicated Funding	\$1.55
VA Restricted Dedicated Funding	\$0.46
Local Subtotal	\$6.72
Debt	\$0.00
Net Accruals	(\$2.87)
Total FY22 Expenditures	\$3.85



WASHINGTON METROPOLITAN AREA TRANSIT AUTHORITY

(CIP0009)

Top 20 Active Contracts by Allocated CIP Value

Contract Number	Vendor	Activity	Contract Value	Allocated CIP Value	Contract Start Date	Contract Expiration Date
CQ19260C	Lindsay Ford LLC	vehicles_other	\$5,017,868	\$5,017,868	5/29/2020	12/28/2020
0000007675C	Lindsay Ford LLC	vehicles_other	\$2,639,772	\$2,580,700	6/7/2021	12/31/2022
0000007675A	Brian Hoskins Ford	vehicles_other	\$2,451,005	\$2,451,005	6/7/2021	12/31/2022
CQ19260B	Brian Hoskins Ford	vehicles_other	\$2,446,943	\$2,446,943	5/29/2020	12/31/2020
CQ19260D	RK Chevrolet, Inc.	vehicles_other	\$1,250,138	\$1,250,130	5/29/2020	12/28/2020
0000007675D	Western Star Trucks of Delmarva, LLC	vehicles_other	\$349,695	\$349,695	6/7/2021	12/31/2022
CQ19260A	American Truck & Bus, Inc.	vehicles_other	\$118,794	\$118,794	5/29/2020	12/31/2021
FSVMT211061	Samsara Inc	construction	\$464,294	\$97,766	10/25/2021	10/24/2026
0000007675B	Criswell Chevrolet	vehicles_other	\$1,323,636	\$88,500	6/7/2021	12/31/2022
CQ19250	Criswell Chevrolet	vehicles_other	\$5,695,306	\$8,530	10/21/2019	9/30/2021



WASHINGTON METROPOLITAN AREA TRANSIT AUTHORITY

(CIP0010) Environmental Compliance Program

FY2022 Q4

Initiative Type: Program
 Investment Program: Support Equipment/Services
 Investment Category: Business and Operations Support

Mode: Systemwide
 Location: Systemwide

Description




This program designs, upgrades and replaces equipment and facilities to maintain compliance with environmental regulations and directives from regulatory agencies.



Expected Outcome

Allows Metro operations to continue and protects the region's natural resources and human health.

Strategic Drivers

 Safety	 Security	 Reliability/SGR
--	---	--

Overall Status

(Programs are ongoing)

Development & Evaluation	
Implementation & Construction	
Operations Activation	

Construction of the New Hampshire Ave Chiller Water Treatment Facility is currently ongoing. Solicitation for the replacement of underground storage tanks at New Carrollton, Greenbelt, and Glenmont yards will occur in FY2023. Solicitation for pavement and stormwater work at 3421 Pennsy Drive is ongoing.

Budget and Funding

FY22 Current Budget	YTD % Budget Expended
\$2.92	95%

FY22 Funding Sources	YTD Expended
Formula	\$0.00
PRIIA	\$0.00
Other	\$0.00
Federal Subtotal	\$0.00
System Performance	\$2.92
Reimbursable/Other	\$0.00
DC Dedicated Funding	(\$0.08)
MD Dedicated Funding	(\$0.07)
VA Non-Restricted Dedicated Funding	(\$0.05)
VA Restricted Dedicated Funding	(\$0.02)
Local Subtotal	\$2.70
Debt	\$0.00
Net Accruals	\$0.08
Total FY22 Expenditures	\$2.78



WASHINGTON METROPOLITAN AREA TRANSIT AUTHORITY

(CIP0010)

Top 20 Active Contracts by Allocated CIP Value

Contract Number	Vendor	Activity	Contract Value	Allocated CIP Value	Contract Start Date	Contract Expiration Date
FQ19172G	Gannett Fleming Engineers and Architects	engineering	\$70,250,000	\$2,272,890	10/3/2019	10/3/2024
FQ14085	URS Corporation	consult	\$13,794,261	\$300,000	7/29/2014	7/28/2019
C20058	Potomac Construction Co Inc	construction	\$4,290,569	\$262,710	9/3/2020	9/2/2021
FQ19225	KCI Technologies Inc	consult	\$4,771,607	\$200,000	7/29/2019	7/28/2024
FQ19172A	AECOM, USA, INC.	engineering	\$15,149,000	\$149,175	10/3/2019	10/3/2024
FQ17155	W M Schlosser Co Inc	construction	\$6,219,865	\$133,141	3/18/2019	5/5/2021
FQ19172P	C C Johnson & Malhotra PC	consult	\$200,000	\$117,369	10/3/2019	10/3/2024
FQ18033G	Gannett Fleming Engineers and Architects	engineering	\$82,000,000	\$100,000	8/23/2018	8/23/2023
FQ18033C	WSP USA Inc.	consult	\$60,000,000	\$80,000	8/15/2018	8/15/2023
FQ16036B	The Matthews Group, Inc. T/A TMG Constru	construction	\$17,932,226	\$53,335	10/10/2017	10/9/2022
FQ15191-FY18	Gannett Fleming-Parsons Joint Venture II	consult	\$100,000,000	\$50,000	2/11/2017	3/31/2020
FQ18110	CHK America Inc	3rd_party	\$14,443,906	\$36,330	4/12/2018	4/11/2023
FQ19172M	Mott MacDonald-WSP Joint Venture	engineering	\$53,100,000	\$25,161	10/3/2019	10/3/2024
FQ15192-FY18	Mott MacDonald I&E, LLC	consult	\$75,000,000	\$10,000	3/8/2017	12/31/2019
FQ16036A	Potomac Construction Co Inc	construction	\$17,972,366	\$8,000	10/10/2017	10/9/2022
FQ18033B	HNTB Corporation	engineering	\$65,000,000	\$1,000	8/2/2018	8/2/2023



WASHINGTON METROPOLITAN AREA TRANSIT AUTHORITY

(CIP0015) MetroAccess Fleet Acquisition

FY2022 Q4

Initiative Type: Program
 Investment Program: Acquisition
 Investment Category: Bus, Bus Facilities and Paratransit

Mode: Access
 Location: Systemwide

Description

This program acquires vehicles for the paratransit fleet (MetroAccess), consistent with the MetroAccess fleet plan. Vehicle acquisition includes purchase of vans, minivans and sedans, in addition to making the necessary retrofits to add paratransit equipment and features. This program primarily supports the replacement of paratransit vehicles on a lifecycle basis.



Expected Outcome

Prevents future reliability problems within the fleet as measured by the MetroAccess on-time performance indicator [FY20 target greater than 90% on-time]. Newer vehicles also incorporate updated ADA standards, customer feedback on improvements and improved fuel efficiency.

Strategic Drivers

 Safety	 Security	 Reliability/SGR
---	--	---

Overall Status

(Programs are ongoing)

Development & Evaluation	
Implementation & Construction	
Operations Activation	

The delivery of 50 hybrid sedans is anticipated to begin in Q2 of FY2023. An RFP has been released for 100 minivans, with an RFP for 100 next generation paratransit vans anticipated in FY2023. GPS systems and mobile data terminal deliveries will also occur in FY2023.

Budget and Funding

FY22 Current Budget	YTD % Budget Expended
\$16.01	9%

FY22 Funding Sources	YTD Expended
Formula	\$1.06
PRIIA	\$0.00
Other	\$0.00
Federal Subtotal	\$1.06
System Performance	\$0.00
Reimbursable/Other	\$0.00
DC Dedicated Funding	\$0.74
MD Dedicated Funding	\$0.69
VA Non-Restricted Dedicated Funding	\$0.49
VA Restricted Dedicated Funding	\$0.15
Local Subtotal	\$2.07
Debt	\$0.00
Net Accruals	(\$1.75)
Total FY22 Expenditures	\$1.38



WASHINGTON METROPOLITAN AREA TRANSIT AUTHORITY

(CIP0015)

Top 20 Active Contracts by Allocated CIP Value

Contract Number	Vendor	Activity	Contract Value	Allocated CIP Value	Contract Start Date	Contract Expiration Date
FQ16020	Sonny Merryman Inc.	para_van	\$46,671,413	\$17,540,510	4/29/2016	4/28/2021
C20128	Sonny Merryman Inc.	para_sedan	\$6,040,850	\$5,977,307	6/29/2020	6/30/2021
CACCS211238	Sonny Merryman Inc.	para_sedan	\$1,784,150	\$1,784,150	2/7/2022	2/1/2023
FQ19235	Trapeze Software Group Inc	para_van	\$1,648,779	\$566,804	2/12/2021	2/11/2023
CQ19104	Dell Marketing LP	para_van	\$194,300,000	\$315,878	7/23/2019	7/22/2023
FQ17031	Lytix, Inc.	para_van	\$2,491,132	\$175,082	2/15/2017	3/7/2022
FQ15194	CH2M HILL Inc	para_van	\$7,200,201	\$40,000	10/30/2015	10/29/2019



WASHINGTON METROPOLITAN AREA TRANSIT AUTHORITY

(CIP0024) Track Rehabilitation Program

FY2022 Q4

Initiative Type: Program
 Investment Program: Fixed Rail
 Investment Category: Track and Structures Rehabilitation

Mode: Rail
 Location: Systemwide

Description

This program replaces and rehabilitates the running rail and third rail track infrastructure and components to maintain a state of good repair.



Expected Outcome

Maintains track infrastructure in a state of good repair to prevent potential safety incidents and minimize disruptions to rail service as measured by the Rail Infrastructure Availability performance indicator [FY20 target less than 3.8% of track under performance restrictions].

Strategic Drivers

 Safety	 Security	 Reliability/SGR
--	---	--

Overall Status

(Programs are ongoing)

Development & Evaluation	
Implementation & Construction	
Operations Activation	

Major component rehabilitation work is detailed in the narrative of the CIP Progress Report.

Budget and Funding

FY22 Current Budget	YTD % Budget Expended
\$77.29	99%

FY22 Funding Sources	YTD Expended
Formula	\$56.33
PRIIA	\$0.00
Other	\$0.00
Federal Subtotal	\$56.33
System Performance	\$9.07
Reimbursable/Other	\$0.00
DC Dedicated Funding	\$3.34
MD Dedicated Funding	\$3.12
VA Non-Restricted Dedicated Funding	\$2.23
VA Restricted Dedicated Funding	\$0.66
Local Subtotal	\$18.89
Debt	\$0.48
Net Accruals	\$0.94
Total FY22 Expenditures	\$76.16



WASHINGTON METROPOLITAN AREA TRANSIT AUTHORITY

(CIP0024) Top 20 Active Contracts by Allocated CIP Value

Contract Number	Vendor	Activity	Contract Value	Allocated CIP Value	Contract Start Date	Contract Expiration Date
FQ17095	Bullock Construction Inc	3rd_party	\$60,000,000	\$12,390,724	7/19/2017	6/29/2020
FQ17131	A & K Railroad Materials Inc	equip_matl	\$15,181,190	\$9,466,350	7/18/2017	7/17/2023
FQ19172G	Gannett Fleming Engineers and Architects	engineering	\$70,250,000	\$7,379,143	10/3/2019	10/3/2024
FQ18033E	Louis Berger (DC), PLLC/Urban Engineers	consult	\$22,500,000	\$5,685,877	8/21/2018	8/21/2023
FQ16119	Progress Rail Services Corporation	equip_matl	\$12,069,650	\$2,011,500	6/10/2016	7/9/2021
FTRST211097-FQ	Hands On, LLC	3rd_party	\$1,422,000	\$1,422,000	6/15/2021	6/14/2025
FQ19276A	Atlantic Track & Turnout Co	equip_matl	\$0	\$1,144,950	12/30/2019	12/3/2024
CQ19118	Unitrac Railroad Materials, Inc.	equip_matl	\$1,084,281	\$1,084,281	4/17/2019	4/30/2020
FQ18033F	DHA/RK&K Joint Venture	consult	\$74,000,000	\$1,063,880	8/16/2018	8/16/2023
FQ15192-FY17	Mott MacDonald I&E, LLC	consult	\$40,000,000	\$1,037,005	7/8/2016	3/31/2020
CRAIL21004	Net Consulting Group Inc	engineering	\$1,150,000	\$1,000,495	7/6/2021	7/6/2023
FQ19027	Piping and Corrosion Specialties, Inc.	3rd_party	\$3,115,410	\$836,408	11/29/2018	2/14/2023
FQ17132	Unitrac Railroad Materials, Inc.	equip_matl	\$5,458,382	\$728,271	3/2/2018	3/1/2023
FQ18033G	Gannett Fleming Engineers and Architects	consult	\$49,000,000	\$714,743	8/23/2018	8/23/2023
FQ15192-FY19	Mott MacDonald I&E, LLC	engineering	\$100,000,000	\$688,849	11/4/2017	6/30/2020
FQ17136R	Delta Railroad Construction	equip_matl	\$2,630,924	\$660,480	7/20/2017	7/19/2023
FQ19063	Academy Express, LLC	3rd_party	\$627,922	\$627,922	10/31/2018	12/8/2019
FQ20000C	Digging & Rigging, Inc.	3rd_party	\$1,800,000	\$600,000	4/20/2020	4/30/2023
F200000123	OTAS Inc	3rd_party	\$4,870,112	\$577,292	10/23/2019	10/31/2023
F20098	White Cap	equip_matl	\$533,066	\$533,066	3/9/2020	3/8/2021



WASHINGTON METROPOLITAN AREA TRANSIT AUTHORITY

(CIP0025) Roadway Equipment and Vehicle Program

FY2022 Q4

Initiative Type: Program
 Investment Program: Fixed Rail
 Investment Category: Track and Structures Rehabilitation

Mode: Rail
 Location: Commissioning for equipment will occur at Greenbelt Rail Yard

Description




This program acquires roadway maintenance machines (RMM) and equipment primarily to replace RMM and equipment that has reached the end of its useful life and is no longer feasible to maintain.



Expected Outcome

Maximizes productivity of maintenance work through timely replacement of track equipment to address equipment availability, reliability, and fewer work delays due to equipment breakdowns. This state of good repair supports the efficient use of work time for track outages.

Strategic Drivers

 Safety	 Security	 Reliability/SGR
---	--	---

Overall Status

(Programs are ongoing)

Development & Evaluation	
Implementation & Construction	
Operations Activation	

Metro has received two tie plate machines, one drain cleaner, four dual rail e-clip installers and two swingloaders in FY2022. The down and under prime mover and vegetation machine are anticipated to be received in FY2023 (currently undergoing equipment production).

Budget and Funding

FY22 Current Budget	YTD % Budget Expended
\$12.58	51%

FY22 Funding Sources	YTD Expended
Formula	\$0.00
PRIIA	\$0.00
Other	\$0.00
Federal Subtotal	\$0.00
System Performance	\$0.01
Reimbursable/Other	\$0.00
DC Dedicated Funding	\$2.12
MD Dedicated Funding	\$1.98
VA Non-Restricted Dedicated Funding	\$1.41
VA Restricted Dedicated Funding	\$0.42
Local Subtotal	\$6.32
Debt	\$0.38
Net Accruals	\$0.05
Total FY22 Expenditures	\$6.37



WASHINGTON METROPOLITAN AREA TRANSIT AUTHORITY

(CIP0025)

Top 20 Active Contracts by Allocated CIP Value

Contract Number	Vendor	Activity	Contract Value	Allocated CIP Value	Contract Start Date	Contract Expiration Date
FQ19106-A	HARSCO Metro Rail LLC	equipment	\$3,063,000	\$3,063,000	10/30/2019	10/29/2020
FQ19196	LTK Engineering Services	engineering	\$18,477,601	\$1,500,000	7/23/2019	7/22/2024
CQ19173	Gensco American Inc.	equipment	\$386,361	\$386,361	6/21/2019	6/20/2020
FQ19082	ENSCO Rail, Inc.	equip_matl	\$292,416	\$292,416	2/4/2019	7/31/2019
CQ9205 - FY19	LTK Engineering Services	engineering	\$15,234,969	\$249,916	6/13/2018	6/30/2020
C20147	K&J Consulting Services Inc	consult	\$19,773,890	\$225,000	9/30/2020	10/31/2025
FQ19115	Jesco, Inc	equip_matl	\$195,861	\$195,861	4/11/2019	4/11/2020
FQ19094	K Neal International Trucks Inc	equip_matl	\$191,950	\$191,950	3/26/2019	3/25/2020
FQ19210-A	Racine Railroad Products Inc	equip_matl	\$1,643,834	\$63,963	11/12/2019	9/29/2022
FQ19210-B	Racine Railroad Products Inc	equip_matl	\$1,030,104	\$51,320	11/12/2019	9/15/2022
FQ19106-B	HARSCO Metro Rail LLC	equip_matl	\$5,793,183	\$4,983	1/13/2020	3/30/2023
FQ19210-C	Swingmaster Corporation	equipment	\$2,749,170	\$4,170	9/3/2019	3/2/2021



WASHINGTON METROPOLITAN AREA TRANSIT AUTHORITY

(CIP0029) Warehouse Vertical Store Unit

FY2022 Q4

Initiative Type: Project
 Investment Program: Support Equipment/Services
 Investment Category: Business and Operations Support

Mode: Systemwide
 Location: Metro Supply Facility; Various Storerooms at Railyards and Bus Garages

Description

This project installs and reorganizes vertical and horizontal storage units, shelving and racking for storage of repair parts in order to allow greater storage capacity, inventory accuracy and enhanced safety. This project also upgrades parts storage systems with bar code systems for better parts location features.



Expected Outcome

This project supports Metro's state of good repair.

Strategic Drivers

 Safety	 Security	 Reliability/SGR
--	---	--

Overall Status

Development & Evaluation	
Implementation & Construction	X
Operations Activation	

The reconstruction of two RemStar units at the Dulles Rail Yard warehouse is ongoing.

Budget and Funding

FY22 Current Budget	YTD % Budget Expended
\$0.08	0%

FY22 Funding Sources	YTD Expended
Formula	\$0.00
PRIIA	\$0.00
Other	\$0.00
Federal Subtotal	\$0.00
System Performance	\$0.00
Reimbursable/Other	\$0.00
DC Dedicated Funding	\$0.00
MD Dedicated Funding	\$0.00
VA Non-Restricted Dedicated Funding	\$0.00
VA Restricted Dedicated Funding	\$0.00
Local Subtotal	\$0.00
Debt	\$0.00
Net Accruals	\$0.00
Total FY22 Expenditures	\$0.00



There are no active contracts associated with this CIP



WASHINGTON METROPOLITAN AREA TRANSIT AUTHORITY

(CIP0030) Currency Processing Machines

FY2022 Q4

Initiative Type: Project
 Investment Program: Support Equipment/Services
 Investment Category: Business and Operations Support

Mode: Systemwide
 Location:

Description

This project acquires currency sorting and handling equipment for bus and rail operations as well as upgrades existing processing hardware and operating software.



Expected Outcome

This project supports Metro's financial responsibility.

Strategic Drivers

 Safety	 Security	 Reliability/SGR
--	---	--

Overall Status

Development & Evaluation	
Implementation & Construction	
Operations Activation	

Metro accepted and installed 12 currency processing machines in Q3.

Budget and Funding

FY22 Current Budget	YTD % Budget Expended
\$0.15	90%

FY22 Funding Sources	YTD Expended
Formula	\$0.00
PRIIA	\$0.00
Other	\$0.00
Federal Subtotal	\$0.00
System Performance	\$0.14
Reimbursable/Other	\$0.00
DC Dedicated Funding	\$0.00
MD Dedicated Funding	\$0.00
VA Non-Restricted Dedicated Funding	\$0.00
VA Restricted Dedicated Funding	\$0.00
Local Subtotal	\$0.14
Debt	\$0.00
Net Accruals	\$0.00
Total FY22 Expenditures	\$0.14

Notes: All figures are preliminary and unaudited.



WASHINGTON METROPOLITAN AREA TRANSIT AUTHORITY

(CIP0030)

Top 20 Active Contracts by Allocated CIP Value

There are no active contracts associated with this CIP



WASHINGTON METROPOLITAN AREA TRANSIT AUTHORITY

(CIP0033) Revenue Facility Equipment Replacement

FY2022 Q4

Initiative Type: Program
 Investment Program: Support Equipment/Services
 Investment Category: Business and Operations Support

Mode: Systemwide
 Location: Systemwide

Description

This program replaces and rehabilitates deteriorated bus bins, cash vaults and other equipment used to collect and transport cash and coins.



Expected Outcome

Improves bus revenue processing reliability by reducing equipment failures.

Strategic Drivers

 Safety	 Security	 Reliability/SGR
--	---	--

Overall Status

(Programs are ongoing)

Development & Evaluation	
Implementation & Construction	
Operations Activation	

Metro is soliciting a vault safe, POS equipment, and an Uninterruptible Power Supply device. Anticipated delivery is Q1 of FY2023.

Budget and Funding

FY22 Current Budget	YTD % Budget Expended
\$0.41	0%

FY22 Funding Sources	YTD Expended
Formula	\$0.00
PRIIA	\$0.00
Other	\$0.00
Federal Subtotal	\$0.00
System Performance	\$0.00
Reimbursable/Other	\$0.00
DC Dedicated Funding	\$0.00
MD Dedicated Funding	\$0.00
VA Non-Restricted Dedicated Funding	\$0.00
VA Restricted Dedicated Funding	\$0.00
Local Subtotal	\$0.00
Debt	\$0.00
Net Accruals	\$0.00
Total FY22 Expenditures	\$0.00



WASHINGTON METROPOLITAN AREA TRANSIT AUTHORITY

(CIP0033)

Top 20 Active Contracts by Allocated CIP Value

Contract Number	Vendor	Activity	Contract Value	Allocated CIP Value	Contract Start Date	Contract Expiration Date
C20074	GENFARE	equip_matl	\$648,252	\$330,690	12/5/2019	12/4/2022



WASHINGTON METROPOLITAN AREA TRANSIT AUTHORITY

(CIP0034) Revenue Collection Facility Rehabilitation

FY2022 Q4

Initiative Type: Project
 Investment Program: Support Equipment/Services
 Investment Category: Business and Operations Support

Mode: Systemwide
 Location: Alexandria, VA

Description

This project will rehabilitate the high security facility where Metro processes cash revenue and bring it back into a state of good repair.



Expected Outcome

Rehabilitate Metro's facility to maintain efficient and secure revenue collection operations.

Strategic Drivers

 Safety	 Security	 Reliability/SGR
--	---	--

Overall Status

Development & Evaluation	
Implementation & Construction	X
Operations Activation	X

Phase 2 of the design of facility improvements is ongoing in advance of future construction.

Budget and Funding

FY22 Current Budget	YTD % Budget Expended
\$2.08	23%

FY22 Funding Sources	YTD Expended
Formula	\$0.00
PRIIA	\$0.00
Other	\$0.00
Federal Subtotal	\$0.00
System Performance	\$0.09
Reimbursable/Other	\$0.00
DC Dedicated Funding	\$0.00
MD Dedicated Funding	\$0.00
VA Non-Restricted Dedicated Funding	\$0.00
VA Restricted Dedicated Funding	\$0.00
Local Subtotal	\$0.09
Debt	\$0.00
Net Accruals	\$0.38
Total FY22 Expenditures	\$0.48



WASHINGTON METROPOLITAN AREA TRANSIT AUTHORITY

(CIP0034)

Top 20 Active Contracts by Allocated CIP Value

Contract Number	Vendor	Activity	Contract Value	Allocated CIP Value	Contract Start Date	Contract Expiration Date
FQ19172L	Johnson, Mirmiran & Thompson Inc.	engineering	\$5,000,000	\$2,408,142	10/3/2019	10/3/2024
FQ16036B	The Matthews Group, Inc. T/A TMG Constr	construction	\$17,171,339	\$136,522	10/10/2017	10/9/2022



WASHINGTON METROPOLITAN AREA TRANSIT AUTHORITY

(CIP0035) Bicycle and Pedestrian Facility Rehabilitation

FY2022 Q4

Initiative Type: Program
 Investment Program: Platforms & Structures
 Investment Category: Stations and Passenger Facilities

Mode: Rail
 Location: Systemwide

Description

This program will improve non-vehicular access to Metrorail stations including: replacing bicycle racks and lockers that have reached the end of their useful life; as well as improving sidewalks and curb designs.



Expected Outcome

Improves the safety and security of customers through updated pedestrian access routes and bicycle storage facilities as measured by the Metrorail customer injury rate performance indicator [FY20 target of less than 1.40 injuries per million passengers] and the rate of crimes against passengers performance indicator [FY20 target of less than 5.3 crimes per million passengers or fewer]. Supports the region's goals of reducing vehicle use by providing additional and updated options to access Metrorail facilities by foot or bicycle.

Strategic Drivers

Safety	Security	Reliability/SGR

Overall Status

(Programs are ongoing)

Development & Evaluation	
Implementation & Construction	
Operations Activation	

Metro anticipates awarding a contract for the installation of 285 bicycle lockers, 203 bicycle racks, and 60 automated bicycle racks (securable through a mobile application) in Q1 of FY2023.

Budget and Funding

FY22 Current Budget	YTD % Budget Expended
\$3.34	12%

FY22 Funding Sources	YTD Expended
Formula	\$0.00
PRIIA	\$0.00
Other	\$0.00
Federal Subtotal	\$0.00
System Performance	\$0.41
Reimbursable/Other	\$0.00
DC Dedicated Funding	\$0.01
MD Dedicated Funding	\$0.01
VA Non-Restricted Dedicated Funding	\$0.00
VA Restricted Dedicated Funding	\$0.00
Local Subtotal	\$0.42
Debt	\$0.00
Net Accruals	(\$0.04)
Total FY22 Expenditures	\$0.39

Notes: All figures are preliminary and unaudited.



WASHINGTON METROPOLITAN AREA TRANSIT AUTHORITY

(CIP0035)

Top 20 Active Contracts by Allocated CIP Value

Contract Number	Vendor	Activity	Contract Value	Allocated CIP Value	Contract Start Date	Contract Expiration Date
FQ18033D	Jacobs Engineering Group, Inc.	consult	\$84,500,000	\$1,597,713	8/21/2018	8/21/2023
FQ11289-FY17	Potomac Construction Co Inc	construction	\$0	\$92,000	1/12/2017	11/30/2019
FQ16036A	Potomac Construction Co Inc	construction	\$18,371,026	\$22,000	10/10/2017	10/9/2022
CIT01211282	Copper River Information Technology	equip_matl	\$22,061,314	\$18,024	7/26/2021	7/31/2024
FQ15191-FY18	Gannett Fleming-Parsons Joint Venture II	consult	\$100,000,000	\$13,000	2/11/2017	3/31/2020
CQ19029	Insight Public Sector, Inc.	equip_matl	\$14,210,561	\$1,047	8/1/2018	7/31/2021



WASHINGTON METROPOLITAN AREA TRANSIT AUTHORITY

(CIP0036) Procurement Program Support

FY2022 Q4

Initiative Type: Program
 Investment Program: Support Equipment/Services
 Investment Category: Business and Operations Support

Mode: Systemwide
 Location: Systemwide

Description




Staff support for capital program procurement activity including support for the management and oversight of Metro's Small Business and Disadvantaged Business Enterprise Programs.



Expected Outcome

Addresses Metro compliance with federal and local jurisdictional regulations including those regarding minority and small business contracting matters and supports timely procurement of capital contracts.

Strategic Drivers

 Safety	 Security	 Reliability/SGR
--	---	--

Overall Status

(Programs are ongoing)

Development & Evaluation	
Implementation & Construction	
Operations Activation	

Budget and Funding

FY22 Current Budget	YTD % Budget Expended
\$1.94	306%

FY22 Funding Sources	YTD Expended
Formula	\$0.00
PRIIA	\$0.00
Other	\$0.00
Federal Subtotal	\$0.00
System Performance	\$4.23
Reimbursable/Other	\$0.00
DC Dedicated Funding	\$0.53
MD Dedicated Funding	\$0.49
VA Non-Restricted Dedicated Funding	\$0.35
VA Restricted Dedicated Funding	\$0.10
Local Subtotal	\$5.71
Debt	\$0.00
Net Accruals	\$0.22
Total FY22 Expenditures	\$5.93



WASHINGTON METROPOLITAN AREA TRANSIT AUTHORITY

(CIP0036)

Top 20 Active Contracts by Allocated CIP Value

There are no active contracts associated with this CIP



WASHINGTON METROPOLITAN AREA TRANSIT AUTHORITY

(CIP0039) System Planning and Development

FY2022 Q4

Initiative Type: Program
 Investment Program: Support Equipment/Services
 Investment Category: Business and Operations Support

Mode: Systemwide
 Location: Systemwide

Description

This program conducts near-term and long-range planning studies and produces plans for station improvements that improve pedestrian flow, travel time, customer experience, vertical transportation, bus or rail operations, and station access.



Expected Outcome

Allows Metro to continue to improve service to equitably meet customer and regional needs.


Strategic Drivers



Safety



Security



Reliability/SGR

Overall Status

(Programs are ongoing)

Development & Evaluation	
Implementation & Construction	
Operations Activation	

Metro is working on several projects, including a study on development, zoning and ridership trends to inform planning and system improvements, as well as fare and service modeling and customer behavior.

Budget and Funding

FY22 Current Budget	YTD % Budget Expended
\$3.84	73%

FY22 Funding Sources	YTD Expended
Formula	\$0.00
PRIIA	\$0.00
Other	\$0.00
Federal Subtotal	\$0.00
System Performance	\$2.81
Reimbursable/Other	\$0.00
DC Dedicated Funding	\$0.00
MD Dedicated Funding	\$0.00
VA Non-Restricted Dedicated Funding	\$0.00
VA Restricted Dedicated Funding	\$0.00
Local Subtotal	\$2.81
Debt	\$0.00
Net Accruals	(\$0.02)
Total FY22 Expenditures	\$2.78

Notes: All figures are preliminary and unaudited.



WASHINGTON METROPOLITAN AREA TRANSIT AUTHORITY

(CIP0039) Top 20 Active Contracts by Allocated CIP Value

Contract Number	Vendor	Activity	Contract Value	Allocated CIP Value	Contract Start Date	Contract Expiration Date
C20102H	Kimley-Horn and Associates, Inc.	consult	\$3,999,898	\$3,999,898	10/1/2020	9/30/2023
C20102K	VHB - Vanasse Hangen Brustlin, Inc.	consult	\$3,207,611	\$2,500,077	10/1/2020	9/30/2023
CQ20005	Massachusetts Institute of Technology	consult	\$1,603,194	\$1,603,194	6/22/2021	6/30/2024
FQ15005C	VHB - Vanasse Hangen Brustlin, Inc.	consult	\$2,690,515	\$407,336	6/5/2015	5/31/2020
CPLAN211091	MVS, Inc.	it_software_oth	\$654,118	\$322,174	12/8/2020	12/14/2022
FQ18033A	Parsons Transportation Group Inc	consult	\$74,000,000	\$270,894	9/24/2018	9/24/2023
C20102B	Cambridge Systematics, Inc.	consult	\$1,876,187	\$197,326	10/1/2020	9/30/2023
FQ15005A	AECOM, USA, INC.	consult	\$9,496,870	\$189,421	6/5/2015	5/31/2020
C20102F	IBI Group Professional Services USA Inc	consult	\$548,127	\$143,146	10/1/2020	9/30/2023
CQ17127	KORBATO	consult	\$610,500	\$128,000	8/10/2017	8/9/2022
FQ15124_ANN	Annuk Incorporated	consult	\$0	\$123,100	4/14/2016	4/30/2021
FQ15005B	Kimley-Horn and Associates, Inc.	consult	\$4,958,975	\$36,008	6/16/2015	5/31/2020



WASHINGTON METROPOLITAN AREA TRANSIT AUTHORITY

(CIP0042) Asset Management Software Improvements

FY2022 Q4

Initiative Type: Program
 Investment Program: IT
 Investment Category: Business and Operations Support

Mode: Systemwide
 Location: Systemwide

Description


This program evaluates Metro's maturing business practices surrounding asset management and supports software modifications or the purchase and implementation of new software solutions.



Expected Outcome

Allows Metro to track assets throughout their lifecycle from initial procurement to disposal.

Strategic Drivers

 Safety	 Security	 Reliability/SGR
---	--	---

Overall Status

(Programs are ongoing)

Development & Evaluation	
Implementation & Construction	
Operations Activation	

Metro is completing tasks related to the decommissioning of the Windchill application and consolidation of PLM functionality into Metro's existing asset management system.

Budget and Funding

FY22 Current Budget	YTD % Budget Expended
\$1.00	16%

FY22 Funding Sources	YTD Expended
Formula	\$0.00
PRIIA	\$0.00
Other	\$0.00
Federal Subtotal	\$0.00
System Performance	\$0.20
Reimbursable/Other	\$0.00
DC Dedicated Funding	\$0.00
MD Dedicated Funding	\$0.00
VA Non-Restricted Dedicated Funding	\$0.00
VA Restricted Dedicated Funding	\$0.00
Local Subtotal	\$0.20
Debt	\$0.00
Net Accruals	(\$0.04)
Total FY22 Expenditures	\$0.16



WASHINGTON METROPOLITAN AREA TRANSIT AUTHORITY

(CIP0042)

Top 20 Active Contracts by Allocated CIP Value

Contract Number	Vendor	Activity	Contract Value	Allocated CIP Value	Contract Start Date	Contract Expiration Date
FQ15124_C2H	CH2M HILL Inc	consult	\$0	\$499,808	4/14/2016	4/30/2021
FQ14079	Birlasoft Consulting Inc.	consult	\$8,607,434	\$55,962	9/15/2014	9/14/2019



WASHINGTON METROPOLITAN AREA TRANSIT AUTHORITY

(CIP0043) Bus and Rail Scheduling and Operations Software Improvements

FY2022 Q4

Initiative Type: Project
 Investment Program: IT
 Investment Category: Business and Operations Support

Mode: Bus
 Location: Systemwide

Description




This project will acquire scheduling software for both bus and rail scheduling functions.



Expected Outcome

Enables workforce flexibility, efficiency, and compliancy through scheduling that maximally complies with work rules, including fatigue policies. A single enterprise scheduling system will reduce costs associated with operating and maintaining the system.

Strategic Drivers

 Safety	 Security	 Reliability/SGR
---	--	---

Overall Status

Development & Evaluation	
Implementation & Construction	X
Operations Activation	X

Metro awarded a contract for Phase 1 of the Bus and Rail scheduling system in Q3, and design of the system is ongoing.

Budget and Funding

FY22 Current Budget	YTD % Budget Expended
\$2.00	16%

FY22 Funding Sources	YTD Expended
Formula	\$0.00
PRIIA	\$0.00
Other	\$0.00
Federal Subtotal	\$0.00
System Performance	\$0.28
Reimbursable/Other	\$0.00
DC Dedicated Funding	\$0.02
MD Dedicated Funding	\$0.01
VA Non-Restricted Dedicated Funding	\$0.01
VA Restricted Dedicated Funding	\$0.00
Local Subtotal	\$0.32
Debt	\$0.00
Net Accruals	\$0.00
Total FY22 Expenditures	\$0.32



WASHINGTON METROPOLITAN AREA TRANSIT AUTHORITY

(CIP0043)

Top 20 Active Contracts by Allocated CIP Value

Contract Number	Vendor	Activity	Contract Value	Allocated CIP Value	Contract Start Date	Contract Expiration Date
C20059	Giro Inc	consult	\$8,062,440	\$8,062,440	2/14/2022	2/13/2023
CQ18192	Trapeze Software Group Inc	it_software_bus	\$5,899,467	\$238,036	9/1/2019	6/30/2021
FQ15124_ESI	Elegant Enterprise Wide Solutions, Inc.	consult	\$0	\$144,000	4/14/2016	4/30/2020
FQ18033C	WSP USA Inc.	consult	\$70,000,000	\$37,048	8/15/2018	8/15/2023
CQ19104	Dell Marketing LP	it_hardware_bus	\$55,000,000	\$19,589	7/23/2019	7/22/2022
FQ15124_COM	Compass Solutions LLC	consult	\$0	\$7,680	4/14/2016	4/30/2020



WASHINGTON METROPOLITAN AREA TRANSIT AUTHORITY

(CIP0056) Rail Service Management Software Improvements

FY2022 Q4

Initiative Type: Program
 Investment Program: IT
 Investment Category: Business and Operations Support

Mode: Rail
 Location: Systemwide

Description

This program will provide software updates and system integration between the Rail Operations Control Center (ROCC) and Passenger Information Display System (PIDS) at each station, ensuring train information is accurate and available to customers.



Expected Outcome

Provides accurate information to Metrorail customers and employees regarding train arrival schedules and service disruptions.

Strategic Drivers

 Safety	 Security	 Reliability/SGR
--	---	--

Overall Status

(Programs are ongoing)

Development & Evaluation	
Implementation & Construction	
Operations Activation	

Metro continues making regular upgrades to Passenger Information Display Systems (PIDS). Metro has also deployed Advanced Information Management system software for Silver Line Phase II stations and begun the procurement process for the Potomac Yard station.

Budget and Funding

FY22 Current Budget	YTD % Budget Expended
\$9.59	45%

FY22 Funding Sources	YTD Expended
Formula	\$0.00
PRIIA	\$0.00
Other	\$0.00
Federal Subtotal	\$0.00
System Performance	\$4.53
Reimbursable/Other	\$0.00
DC Dedicated Funding	\$0.00
MD Dedicated Funding	\$0.00
VA Non-Restricted Dedicated Funding	\$0.00
VA Restricted Dedicated Funding	\$0.00
Local Subtotal	\$4.53
Debt	\$0.00
Net Accruals	(\$0.18)
Total FY22 Expenditures	\$4.35



WASHINGTON METROPOLITAN AREA TRANSIT AUTHORITY

(CIP0056) Top 20 Active Contracts by Allocated CIP Value

Contract Number	Vendor	Activity	Contract Value	Allocated CIP Value	Contract Start Date	Contract Expiration Date
CIT01211282	Copper River Information Technology	it_hardwre_rail	\$22,061,314	\$999,595	7/26/2021	7/31/2024
FQ15124_NFF	Networking for Future, Inc. (NFF, Inc.)	consult	\$0	\$681,960	4/14/2016	4/30/2021
FQ15124_SFA	Susan Fitzgerald & Associates, Inc.	consult	\$0	\$542,830	4/14/2016	4/30/2021
FQ15124_22ND*	22nd Century Technologies Inc	consult	\$0	\$321,190	4/13/2016	4/30/2021
FQ15124_PO W	Powersolv Inc	consult	\$0	\$226,880	4/14/2016	4/30/2021
CQ15052	ARINC Incorporated	consult	\$3,522,520	\$196,715	3/31/2015	10/31/2021
CQ19104	Dell Marketing LP	it_hardwre_rail	\$194,300,000	\$179,756	7/23/2019	7/22/2023
FQ15124_SIR C*	Software Information Resource Corporatio	consult	\$0	\$145,430	4/13/2016	4/30/2021
FQ15124_CW	CW Professional Services LLC	consult	\$0	\$123,600	4/13/2016	4/30/2021
CIT01222013-PMG	Kambrian Corporation	consult	\$104,514	\$104,514	8/13/2021	8/12/2022
FQ15124_ANN	Annuk Incorporated	consult	\$0	\$62,135	4/14/2016	4/30/2021

Notes: All figures are preliminary and unaudited.



WASHINGTON METROPOLITAN AREA TRANSIT AUTHORITY

(CIP0059) 8000-Series Railcars

FY2022 Q4

Initiative Type: Project
 Investment Program: Acquisition
 Investment Category: Railcar and Railcar Facilities

Mode: Rail
 Location: Systemwide

Description

This project acquires up to 800 new 8000 series railcars. The initial 360 vehicles replace the 2000 and 3000 series railcars.



Expected Outcome

Acquires new railcars to allow for retirement of the 2000 and 3000 series cars at the end of their 40-year service life. Maintaining the rail fleet in a state of good repair prevents future safety and reliability concerns as measured by the Rail Fleet Reliability performance indicator [FY20 greater than 130,000 miles between delay]. In addition, new railcars reduce maintenance needs, and provides improved customer features.

Strategic Drivers

 Safety	 Security	 Reliability/SGR
--	---	--

Overall Status

Development & Evaluation	
Implementation & Construction	X
Operations Activation	

Metro awarded a contract for the 8000 Series and issued a Notice to Proceed (NTP) in March 2021. Conceptual design review is ongoing.

Budget and Funding

FY22 Current Budget	YTD % Budget Expended
\$31.00	20%

FY22 Funding Sources	YTD Expended
Formula	\$0.00
PRIIA	\$0.00
Other	\$0.00
Federal Subtotal	\$0.00
System Performance	\$0.00
Reimbursable/Other	\$0.00
DC Dedicated Funding	\$0.93
MD Dedicated Funding	\$0.87
VA Non-Restricted Dedicated Funding	\$0.62
VA Restricted Dedicated Funding	\$0.19
Local Subtotal	\$32.52
Debt	\$29.90
Net Accruals	(\$26.42)
Total FY22 Expenditures	\$6.10



WASHINGTON METROPOLITAN AREA TRANSIT AUTHORITY

(CIP0059)

Top 20 Active Contracts by Allocated CIP Value

Contract Number	Vendor	Activity	Contract Value	Allocated CIP Value	Contract Start Date	Contract Expiration Date
CQ19038	Hitachi Rail Washington LLC	railcars	\$685,000,000	\$685,000,000	11/30/2020	11/29/2030
FQ18149	LTK Engineering Services	engineering	\$30,363,664	\$17,466,269	9/18/2018	9/17/2025
FQ14079	Birlasoft Consulting Inc.	consult	\$13,804,268	\$1,277,966	9/15/2014	12/31/2021
FQ15124_SIR C*	Software Information Resource Corporatio	consult	\$0	\$546,164	4/13/2016	4/30/2021
FQ15124_LIM	Limbic Systems Inc	consult	\$0	\$507,500	4/14/2016	4/30/2021
FQ15124_SFA	Susan Fitzgerald & Associates, Inc.	consult	\$0	\$475,193	4/14/2016	4/30/2021
FQ15124_PO W	Powersolv Inc	consult	\$0	\$260,828	4/14/2016	4/30/2021



WASHINGTON METROPOLITAN AREA TRANSIT AUTHORITY

(CIP0063) Rail Vehicle Scheduled Maintenance Program

FY2022 Q4

Initiative Type: Program
 Investment Program: Maintenance/Overhaul
 Investment Category: Railcar and Railcar Facilities

Mode: Rail
 Location: Greenbelt Rail Yard; Brentwood Rail Yard

Description

This program will support scheduled overhauls of approximately one-fifth of the fleet (225 cars) annually. Major rail vehicle systems overhauled include, but are not limited to, replacement of wheels, brakes, traction motors, propulsion systems, HVAC, couplers and vital relays.



Expected Outcome

Maintains the rail fleet in a state of good repair to prevent future safety and reliability concerns as measured by the Rail Fleet Reliability performance indicator [FY20 greater than 130,000 miles between delay] and the Metrorail customer injury rate performance indicator [FY20 target of less than 1.40 injuries per million passengers].

Strategic Drivers

 Safety	 Security	 Reliability/SGR
-------------------	---------------------	----------------------------

Overall Status

(Programs are ongoing)

Development & Evaluation	
Implementation & Construction	
Operations Activation	

Metro has completed Scheduled Maintenance Program (SMP) overhauls on 82 railcars (2, 2000 Series, 52 3000 Series, 28 6000 Series) out of a planned 116 railcars for FY2022. The SMP for the 2000 Series is delayed as they are needed for passenger service while the 7000 Series remain sidelined.

Budget and Funding

FY22 Current Budget	YTD % Budget Expended
\$64.76	127%

FY22 Funding Sources	YTD Expended
Formula	\$0.00
PRIIA	\$40.21
Other	\$0.00
Federal Subtotal	\$40.21
System Performance	\$0.07
Reimbursable/Other	\$0.00
DC Dedicated Funding	\$14.86
MD Dedicated Funding	\$13.90
VA Non-Restricted Dedicated Funding	\$9.91
VA Restricted Dedicated Funding	\$2.94
Local Subtotal	\$41.68
Debt	\$0.00
Net Accruals	\$0.55
Total FY22 Expenditures	\$82.44

Notes: All figures are preliminary and unaudited.



WASHINGTON METROPOLITAN AREA TRANSIT AUTHORITY

(CIP0063)

Top 20 Active Contracts by Allocated CIP Value

Contract Number	Vendor	Activity	Contract Value	Allocated CIP Value	Contract Start Date	Contract Expiration Date
FCMNT211263	Kawasaki Rail Car Inc	rail_rehab	\$85,021,056	\$42,510,528	4/5/2022	4/4/2025
FCMNT211163-RLJ	Merak North America	rail_rehab	\$25,884,972	\$25,884,972	4/12/2022	9/22/2024
C20138	Merak North America	repairables	\$3,423,578	\$3,423,580	7/24/2020	7/23/2022
C20081	Standard Steel LLC	rail_rehab	\$1,792,000	\$1,792,000	11/7/2019	2/5/2020
FQ19190	International Process	repairables	\$2,850,000	\$1,377,792	6/3/2019	6/2/2020
FQ18129	Saft America Inc	repairables	\$810,400	\$810,400	11/29/2018	6/5/2020
CQ19242	Better Engineering Mfg Inc	repairables	\$631,852	\$631,852	8/18/2019	8/19/2020
FQ18033F	DHA/RK&K Joint Venture	consult	\$45,500,000	\$508,978	8/16/2018	8/16/2023
FQ18214/RLJ	Universal Interiors LLC	repairables	\$307,848	\$307,845	9/4/2018	9/3/2019
CQ19051	rdg, Inc.	rail_rehab	\$919,200	\$306,400	12/11/2018	12/18/2021
FQ18202	Phillips Corporation	repairables	\$254,450	\$254,450	10/1/2018	9/30/2019
CCMNT211126-ER	Simmons Machine Tool Corp	rail_rehab	\$523,835	\$208,970	9/14/2021	9/15/2023
FQ18184	Maintenance Solutions, Inc.	equip_matl	\$474,110	\$158,037	7/11/2018	7/10/2020
FQ18033G	Gannett Fleming Engineers and Architects	consult	\$90,000,000	\$50,000	8/23/2018	8/23/2023
CQ17033	Merak North America	repairables	\$1,800,000	\$26,981	1/27/2017	1/25/2020



WASHINGTON METROPOLITAN AREA TRANSIT AUTHORITY

(CIP0067) Rail Vehicle Safety & Reliability Improvements

FY2022 Q4

Initiative Type: Program
 Investment Program: Maintenance/Overhaul
 Investment Category: Railcar and Railcar Facilities

Mode: Rail
 Location: Systemwide

Description




This program performs engineering analysis, diagnosis, testing and resolution of safety, maintenance and operational issues.



Expected Outcome

Improves and maintains the reliability of the railcar fleet as measured by the Rail Fleet Reliability performance indicator [FY20 greater than 130,000 miles between delay].

Strategic Drivers

 Safety	 Security	 Reliability/SGR
--	---	--

Overall Status

(Programs are ongoing)

Development & Evaluation	
Implementation & Construction	
Operations Activation	

Metro is continuing fleet implementation for Precision Station Stop and Stop & Proceed software updates for the 2000/3000 Series Railcars. The final bench test unit for Converter Function Module is anticipated to be delivered in Q1 of FY2023. Metro will also be accepting and installing six Automatic Wayside Inspection systems throughout FY2023.

Budget and Funding

FY22 Current Budget	YTD % Budget Expended
\$3.05	52%

FY22 Funding Sources	YTD Expended
Formula	\$0.00
PRIIA	\$0.02
Other	\$0.11
Federal Subtotal	\$0.13
System Performance	\$0.69
Reimbursable/Other	\$0.00
DC Dedicated Funding	\$0.38
MD Dedicated Funding	\$0.36
VA Non-Restricted Dedicated Funding	\$0.25
VA Restricted Dedicated Funding	\$0.08
Local Subtotal	\$1.76
Debt	\$0.01
Net Accruals	(\$0.32)
Total FY22 Expenditures	\$1.58



WASHINGTON METROPOLITAN AREA TRANSIT AUTHORITY

(CIP0067)

Top 20 Active Contracts by Allocated CIP Value

Contract Number	Vendor	Activity	Contract Value	Allocated CIP Value	Contract Start Date	Contract Expiration Date
FQ18116	Alstom Signaling Inc	equip_matl	\$2,293,619	\$745,159	9/25/2018	9/24/2021
CQ9205 - FY19	LTK Engineering Services	engineering	\$15,234,969	\$312,687	6/13/2018	6/30/2020
FQ19148	LTK Engineering Services	engineering	\$24,676,051	\$225,000	7/8/2019	6/30/2026
FQ17046	Alstom Transportation Inc	equipment	\$1,305,511	\$135,573	6/2/2018	6/1/2020
C20147	K&J Consulting Services Inc	consult	\$19,773,890	\$15,000	9/30/2020	10/31/2025



WASHINGTON METROPOLITAN AREA TRANSIT AUTHORITY

(CIP0072) Elevator Rehabilitation Program

FY2022 Q4

Initiative Type: Program
 Investment Program: Vertical Transportation
 Investment Category: Stations and Passenger Facilities

Mode: Rail
 Location: Systemwide

Description

This program rehabilitates elevators at Metrorail stations across the system including the replacement of internal elevator components and lighting upgrades to maintain a state of good repair.



Expected Outcome

Maintains elevators in a state of good repair to preserve availability as measured by the Elevator Availability key performance indicator [FY20 target greater than 97%].

Strategic Drivers

 Safety	 Security	 Reliability/SGR
------------	--------------	---------------------

Overall Status

(Programs are ongoing)

Development & Evaluation	
Implementation & Construction	
Operations Activation	

Metro rehabilitated six elevator units at various locations in FY2022.

Budget and Funding

FY22 Current Budget	YTD % Budget Expended
\$9.00	36%

FY22 Funding Sources	YTD Expended
Formula	\$0.00
PRIIA	\$3.09
Other	\$0.00
Federal Subtotal	\$3.09
System Performance	\$0.01
Reimbursable/Other	\$0.00
DC Dedicated Funding	\$0.15
MD Dedicated Funding	\$0.14
VA Non-Restricted Dedicated Funding	\$0.10
VA Restricted Dedicated Funding	\$0.03
Local Subtotal	\$0.44
Debt	\$0.00
Net Accruals	(\$0.30)
Total FY22 Expenditures	\$3.23

Notes: All figures are preliminary and unaudited.



WASHINGTON METROPOLITAN AREA TRANSIT AUTHORITY

(CIP0072)

Top 20 Active Contracts by Allocated CIP Value

Contract Number	Vendor	Activity	Contract Value	Allocated CIP Value	Contract Start Date	Contract Expiration Date
FQ18060	Benons LLC dba Falcon Transport	3rd_party	\$1,915,996	\$141,290	10/15/2018	10/14/2022
FQ14021R	Tompkins/Mid-American JV	construction	\$44,238,761	\$79,757	4/9/2014	7/24/2024



WASHINGTON METROPOLITAN AREA TRANSIT AUTHORITY

(CIP0073) Escalator Rehabilitation Program

FY2022 Q4

Initiative Type: Program
 Investment Program: Vertical Transportation
 Investment Category: Stations and Passenger Facilities

Mode: Rail
 Location: Systemwide

Description

This program rehabilitates escalators to maintain a state of good repair.



Expected Outcome

Maintains escalators in a state of good repair to prevent potential safety issues and preserve availability as measured by the Escalator Availability key performance indicator [FY20 target greater than 92%].

Strategic Drivers

 Safety	 Security	 Reliability/SGR
--	---	--

Overall Status

(Programs are ongoing)

Development & Evaluation	
Implementation & Construction	
Operations Activation	

Metro rehabilitated 21 units at various locations out of a planned total of 22 in FY2022.

Budget and Funding

FY22 Current Budget	YTD % Budget Expended
\$19.64	95%

FY22 Funding Sources	YTD Expended
Formula	\$0.00
PRIIA	\$17.66
Other	\$0.00
Federal Subtotal	\$17.66
System Performance	\$0.20
Reimbursable/Other	\$0.00
DC Dedicated Funding	\$0.67
MD Dedicated Funding	\$0.63
VA Non-Restricted Dedicated Funding	\$0.45
VA Restricted Dedicated Funding	\$0.13
Local Subtotal	\$2.08
Debt	\$0.00
Net Accruals	(\$1.00)
Total FY22 Expenditures	\$18.73



WASHINGTON METROPOLITAN AREA TRANSIT AUTHORITY

(CIP0073)

Top 20 Active Contracts by Allocated CIP Value

Contract Number	Vendor	Activity	Contract Value	Allocated CIP Value	Contract Start Date	Contract Expiration Date
FQ19006	TMAKm Joint Venture	construction	\$65,383,719	\$65,383,719	8/28/2019	8/27/2024
FQ12220	Kone Inc	construction	\$152,482,462	\$0	1/14/2013	2/24/2020



WASHINGTON METROPOLITAN AREA TRANSIT AUTHORITY

(CIP0076) Rail System Power Upgrades

FY2022 Q4

Initiative Type: Project
 Investment Program: Power
 Investment Category: Rail Systems

Mode: Rail
 Location: Franconia-Springfield, King St., Pentagon City, Greenbelt, West Hyattsville, Tenleytown, Takoma Park, PG Plaza

Description



This project will upgrade and replace electrical infrastructure equipment to improve performance of the rail power system and accommodate additional eight-car trains. Upgrades to the rail power infrastructure include Traction Power Substations, Tie Breaker Stations, cabling, and transformers to both increase system capacity and reliability. Future upgrades on the red, yellow, and green lines will be completed with the needed state of good repair work under CIP0253.



Expected Outcome

Contributes to Metro's ability to operate more 8-car trains in revenue service to increase capacity, reduce crowding, and improve the riding experience for Metrorail customers.

Strategic Drivers

 Safety	 Security	 Reliability/SGR
---	--	---

Overall Status

Development & Evaluation	
Implementation & Construction	X
Operations Activation	X

Metro has completed cable replacement and Tie Breaker Station/Traction Power Substation installations on the Blue, Red, Green, and Orange Lines.

Budget and Funding

FY22 Current Budget	YTD % Budget Expended
\$25.70	135%

FY22 Funding Sources	YTD Expended
Formula	\$0.00
PRIIA	\$0.00
Other	\$0.00
Federal Subtotal	\$0.00
System Performance	\$0.71
Reimbursable/Other	\$2.33
DC Dedicated Funding	\$3.55
MD Dedicated Funding	\$3.33
VA Non-Restricted Dedicated Funding	\$2.37
VA Restricted Dedicated Funding	\$0.70
Local Subtotal	\$35.36
Debt	\$22.36
Net Accruals	(\$0.71)
Total FY22 Expenditures	\$34.64

Notes: All figures are preliminary and unaudited.



WASHINGTON METROPOLITAN AREA TRANSIT AUTHORITY

(CIP0076)

Top 20 Active Contracts by Allocated CIP Value

Contract Number	Vendor	Activity	Contract Value	Allocated CIP Value	Contract Start Date	Contract Expiration Date
FQ15191-FY18	Gannett Fleming-Parsons Joint Venture II	consult	\$0	\$3,720,967	2/11/2017	3/31/2020
FQ16148	C3M Power Systems, LLC	construction	\$77,599,827	\$3,097,805	8/7/2017	10/25/2022
FQ18033G	Gannett Fleming Engineers and Architects	consult	\$90,000,000	\$2,784,012	8/23/2018	8/23/2023
FQ18033C	WSP USA Inc.	engineering	\$70,000,000	\$1,016,873	8/15/2018	8/15/2023
FQ15192-FY18	Mott MacDonald I&E, LLC	consult	\$70,000,000	\$843,994	3/8/2017	12/31/2019
FQ17101B	Kupper Engineering, Inc.	equip_matl	\$10,000,000	\$803,520	5/7/2018	6/30/2020
FQ18033D	Jacobs Engineering Group, Inc.	consult	\$82,500,000	\$710,000	8/21/2018	8/21/2023
CQ19274-COOP	CDW Direct LLC CDW Direct	it_hardware_oth	\$2,401,714	\$379,589	6/28/2019	6/27/2020
FQ18033A	Parsons Transportation Group Inc	consult	\$74,000,000	\$324,141	9/24/2018	9/24/2023
FCMOWE21007	ETAP Automation - USA	engineering	\$210,000	\$210,000	7/2/2021	7/5/2022
FQ19061	C3M Power Systems, LLC	construction	\$80,151,512	\$80,000	4/22/2019	6/30/2022
C20147	K&J Consulting Services Inc	construction	\$19,773,890	\$75,000	9/30/2020	10/31/2025
CQ18173-COOP	Graybar Electric Co Inc	equip_matl	\$5,000,000	\$52,560	10/30/2018	1/31/2023
FQ15192-FY19	Mott MacDonald I&E, LLC	consult	\$100,000,000	\$42,094	11/4/2017	6/30/2020
FQ15237R	Clark Construction Group, LLC	construction	\$5,180,808	\$25,626	10/26/2016	4/30/2020
FQ17165	C3M Power Systems, LLC	construction	\$77,053,315	\$7,000	4/20/2018	6/30/2023



WASHINGTON METROPOLITAN AREA TRANSIT AUTHORITY

(CIP0087) Station and Facility Restoration Program

FY2022 Q4

Initiative Type: Program
 Investment Program: Platforms & Structures
 Investment Category: Stations and Passenger Facilities

Mode: Rail
 Location: Systemwide

Description

This program consists of evaluation of station condition, replacement of worn materials and fixtures, thorough cleaning and power washing of concrete and architectural features and the rehabilitation of restrooms. Each Metrorail station is scheduled for restoration approximately every four years.



Expected Outcome

Provides customers and employees with a safe, clean and well-maintained environment.

Strategic Drivers

 Safety	 Security	 Reliability/SGR
-------------------	---------------------	----------------------------

Overall Status

(Programs are ongoing)

Development & Evaluation	
Implementation & Construction	
Operations Activation	

Eleven stations were restored in FY2022. In Q4, restoration was completed at Metro Center, Farragut North and Capital South. Twelve stations are anticipated to be restored in FY2023.

Budget and Funding

FY22 Current Budget	YTD % Budget Expended
\$14.37	85%

FY22 Funding Sources	YTD Expended
Formula	\$0.00
PRIIA	\$0.00
Other	\$0.00
Federal Subtotal	\$0.00
System Performance	\$2.67
Reimbursable/Other	\$0.00
DC Dedicated Funding	\$3.27
MD Dedicated Funding	\$3.06
VA Non-Restricted Dedicated Funding	\$2.18
VA Restricted Dedicated Funding	\$0.65
Local Subtotal	\$12.05
Debt	\$0.23
Net Accruals	\$0.10
Total FY22 Expenditures	\$12.15



WASHINGTON METROPOLITAN AREA TRANSIT AUTHORITY

(CIP0087)

Top 20 Active Contracts by Allocated CIP Value

Contract Number	Vendor	Activity	Contract Value	Allocated CIP Value	Contract Start Date	Contract Expiration Date
FQ18033G	Gannett Fleming Engineers and Architects	consult	\$90,000,000	\$1,682,950	8/23/2018	8/23/2023
C20023	RPS Corporation	equip_matl	\$210,550	\$210,550	12/13/2019	12/11/2020
FQ16148	C3M Power Systems, LLC	construction	\$120,084,837	\$197,051	8/7/2017	10/25/2022
FQ18033F	DHA/RK&K Joint Venture	consult	\$55,000,000	\$122,820	8/16/2018	8/16/2023
C20065	GRAINGER	equip_matl	\$5,000,000	\$79,788	11/13/2019	12/21/2022
C20049	Herc Rentals Inc.	equip_matl	\$2,000,000	\$20,995	11/13/2019	10/31/2023



WASHINGTON METROPOLITAN AREA TRANSIT AUTHORITY

(CIP0088) Station Entrance Canopy Installation

FY2022 Q4

Initiative Type: Project
 Investment Program: Platforms & Structures
 Investment Category: Stations and Passenger Facilities

Mode: Rail
 Location: Systemwide

Description




This project installs new station entrance canopies over entry escalators and stairways.



Expected Outcome

Improves the reliability and useful life of escalators by protecting escalators and stairways from exposure to weather as measured by the Escalator Availability key performance indicator [FY20 target greater than 92%]. Provides additional coverage for customers as they enter and exit the station.

Strategic Drivers

 Safety	 Security	 Reliability/SGR
---	--	---

Overall Status

Development & Evaluation	
Implementation & Construction	X
Operations Activation	X

Metro continues work on the installation of the DuPont Circle (North) canopy- anticipated to be completed in FY2023. Phase 4 of the project is ongoing with work on the stairway installation at Bethesda and on canopy installations at Arlington Cemetery and College Park. Work on the Judiciary Square (South) stairs was completed in Q1.

Budget and Funding

FY22 Current Budget	YTD % Budget Expended
\$4.16	174%

FY22 Funding Sources	YTD Expended
Formula	\$5.23
PRIIA	\$0.00
Other	\$0.00
Federal Subtotal	\$5.23
System Performance	\$0.49
Reimbursable/Other	\$0.00
DC Dedicated Funding	\$0.30
MD Dedicated Funding	\$0.28
VA Non-Restricted Dedicated Funding	\$0.20
VA Restricted Dedicated Funding	\$0.06
Local Subtotal	\$1.32
Debt	\$0.00
Net Accruals	\$0.67
Total FY22 Expenditures	\$7.22



WASHINGTON METROPOLITAN AREA TRANSIT AUTHORITY

(CIP0088)

Top 20 Active Contracts by Allocated CIP Value

Contract Number	Vendor	Activity	Contract Value	Allocated CIP Value	Contract Start Date	Contract Expiration Date
FMCAP211066	Clark Construction Group, LLC	construction	\$36,109,000	\$36,109,000	8/18/2021	8/17/2026
FQ15191-FY18	Gannett Fleming-Parsons Joint Venture II	consult	\$100,000,000	\$856,854	2/11/2017	3/31/2020
FQ19172G	Gannett Fleming Engineers and Architects	engineering	\$72,500,000	\$355,511	10/3/2019	10/3/2024
FQ18033C	WSP USA Inc.	consult	\$60,000,000	\$100,000	8/15/2018	8/15/2023
FQ18033G	Gannett Fleming Engineers and Architects	engineering	\$82,000,000	\$100,000	8/23/2018	8/23/2023
FQ18110	CHK America Inc	3rd_party	\$14,443,906	\$72,660	4/12/2018	4/11/2023
FQ15191-FY19	Gannett Fleming-Parsons Joint Venture II	engineering	\$75,000,000	\$34,589	5/2/2017	6/30/2021
C20147	K&J Consulting Services Inc	construction	\$19,773,890	\$30,000	9/30/2020	10/31/2025
FQ15104	F.H. Paschen, S.N. Nielsen & Assoc., LLC	construction	\$29,135,000	\$29,100	3/5/2016	12/31/2020
FQ18033B	HNTB Corporation	engineering	\$65,000,000	\$10,000	8/2/2018	8/2/2023
FQ18033F	DHA/RK&K Joint Venture	consult	\$45,500,000	\$6,689	8/16/2018	8/16/2023



WASHINGTON METROPOLITAN AREA TRANSIT AUTHORITY

(CIP0099) Joint Development Program Support

FY2022 Q4

Initiative Type: Program
 Investment Program: Support Equipment/Services
 Investment Category: Business and Operations Support

Mode: Systemwide
 Location: Systemwide

Description

This program supports the technical, legal, real estate advisory, and related services to support joint development planning and execution.



Expected Outcome

Allows Metro to perform appropriate due diligence and accelerates the joint development process to increase ridership and economic development.

Strategic Drivers

 Safety	 Security	 Reliability/SGR
---	--	---

Overall Status

(Programs are ongoing)

Development & Evaluation	
Implementation & Construction	
Operations Activation	

In Q4, Metro released a 10-year strategic plan for joint development with a goal of executing 20 joint development agreements by 2032. Metro continues to update planning standards, and support transactional work, negotiations, and compact public hearings required to enter into joint development agreements with various developers.

Budget and Funding

FY22 Current Budget	YTD % Budget Expended
\$2.08	83%

FY22 Funding Sources	YTD Expended
Formula	\$0.00
PRIIA	\$0.00
Other	\$0.00
Federal Subtotal	\$0.00
System Performance	\$0.39
Reimbursable/Other	\$0.00
DC Dedicated Funding	\$0.31
MD Dedicated Funding	\$0.29
VA Non-Restricted Dedicated Funding	\$0.20
VA Restricted Dedicated Funding	\$0.06
Local Subtotal	\$1.25
Debt	\$0.00
Net Accruals	\$0.49
Total FY22 Expenditures	\$1.74



WASHINGTON METROPOLITAN AREA TRANSIT AUTHORITY

(CIP0099)

Top 20 Active Contracts by Allocated CIP Value

Contract Number	Vendor	Activity	Contract Value	Allocated CIP Value	Contract Start Date	Contract Expiration Date
CQ19089	Jones Lang LaSalle Americas Inc	consult	\$0	\$151,862	6/1/2019	2/4/2022
FQ18033C	WSP USA Inc.	consult	\$60,000,000	\$150,027	8/15/2018	8/15/2023
FQ18110	CHK America Inc	equip_matl	\$14,443,906	\$63,578	4/12/2018	4/11/2023



WASHINGTON METROPOLITAN AREA TRANSIT AUTHORITY

(CIP0101) Internal Compliance Capital Management Support

FY2022 Q4

Initiative Type: Program
 Investment Program: Support Equipment/Services
 Investment Category: Business and Operations Support

Mode: Systemwide
 Location: Systemwide

Description

This program supports the performance of internal audits and oversight of the capital program.



Expected Outcome

Allows Metro's capital program to be executed with strong organizational governance, internal controls and effective risk management.

Strategic Drivers



Overall Status

(Programs are ongoing)

Development & Evaluation	
Implementation & Construction	
Operations Activation	

Budget and Funding

FY22 Current Budget	YTD % Budget Expended
\$1.00	56%

FY22 Funding Sources	YTD Expended
Formula	\$0.00
PRIIA	\$0.00
Other	\$0.00
Federal Subtotal	\$0.00
System Performance	\$0.72
Reimbursable/Other	\$0.00
DC Dedicated Funding	\$0.00
MD Dedicated Funding	\$0.00
VA Non-Restricted Dedicated Funding	\$0.00
VA Restricted Dedicated Funding	\$0.00
Local Subtotal	\$0.72
Debt	\$0.00
Net Accruals	(\$0.16)
Total FY22 Expenditures	\$0.56



WASHINGTON METROPOLITAN AREA TRANSIT AUTHORITY

(CIP0101) Top 20 Active Contracts by Allocated CIP Value

Contract Number	Vendor	Activity	Contract Value	Allocated CIP Value	Contract Start Date	Contract Expiration Date
CINCP211174-W02	Ernst & Young U.S. LLP	consult	\$4,743,904	\$1,200,000	9/13/2021	9/12/2023
FQ15124_ERP	ERP Analysts Inc.	consult	\$0	\$171,600	4/13/2016	10/30/2021
CQ17013C	Crowe LLP	consult	\$8,955,982	\$163,351	1/3/2017	1/2/2022



WASHINGTON METROPOLITAN AREA TRANSIT AUTHORITY

(CIP0102) Police District III Substation

FY2022 Q4

Initiative Type: Project
 Investment Program: MTPD
 Investment Category: Business and Operations Support

Mode: Systemwide
 Location: Prince George's County

Description

This project provides a permanent and dedicated transit police substation by renovating a former child care facility at Morgan Boulevard rail station to serve as a police substation with administrative office workspace, locker rooms, a break room, gym, interview rooms, and other workspaces.



Expected Outcome

Improves the distribution of police personnel to strengthen customer safety and security through reduced response times to police calls as measured by the Metrorail customer injury rate performance indicator [FY20 target of less than 1.40 injuries per million passengers], the Metrobus customer injury rate performance indicator [FY20 target of less than 2.45 injuries per million passengers] and the rate of crimes against passengers performance indicator [FY20 target of less than 5.3 crimes per million passengers or fewer].

Strategic Drivers

 Safety	 Security	 Reliability/SGR
---	--	---

Overall Status

Development & Evaluation	
Implementation & Construction	X
Operations Activation	

Metro awarded a contract and issued a Notice to Proceed for construction of the new MTPD District III Substation at Morgan Boulevard in Q4.

Budget and Funding

FY22 Current Budget	YTD % Budget Expended
\$6.27	12%

FY22 Funding Sources	YTD Expended
Formula	\$0.00
PRIIA	\$0.00
Other	\$0.00
Federal Subtotal	\$0.00
System Performance	\$0.01
Reimbursable/Other	\$0.00
DC Dedicated Funding	\$0.27
MD Dedicated Funding	\$0.25
VA Non-Restricted Dedicated Funding	\$0.18
VA Restricted Dedicated Funding	\$0.05
Local Subtotal	\$0.75
Debt	\$0.00
Net Accruals	\$0.02
Total FY22 Expenditures	\$0.77

Notes: All figures are preliminary and unaudited.



WASHINGTON METROPOLITAN AREA TRANSIT AUTHORITY

(CIP0102)

Top 20 Active Contracts by Allocated CIP Value

Contract Number	Vendor	Activity	Contract Value	Allocated CIP Value	Contract Start Date	Contract Expiration Date
FQ16036A	Potomac Construction Co Inc	construction	\$31,864,805	\$6,659,800	10/10/2017	10/9/2022
FQ18033A	Parsons Transportation Group Inc	consult	\$55,000,000	\$258,216	9/24/2018	9/24/2023
FQ19172M	Mott MacDonald-WSP Joint Venture	consult	\$56,000,000	\$154,506	10/3/2019	10/3/2024
FQ18033G	Gannett Fleming Engineers and Architects	consult	\$90,000,000	\$100,000	8/23/2018	8/23/2023
FQ15191-FY19	Gannett Fleming-Parsons Joint Venture II	engineering	\$70,000,000	\$46,320	5/2/2017	6/30/2021
FQ15191-FY18	Gannett Fleming-Parsons Joint Venture II	engineering		\$6,934	2/11/2017	3/31/2020



WASHINGTON METROPOLITAN AREA TRANSIT AUTHORITY

(CIP0127) Transit Police Support Equipment

FY2022 Q4

Initiative Type: Program
 Investment Program: MTPD
 Investment Category: Business and Operations Support

Mode: Systemwide
 Location: Systemwide

Description

This program will provide acquisition and lifecycle replacement of various support equipment for the Metro Transit Police Department (MTPD).



Expected Outcome

Addresses the security of Metro's passengers and employees by properly equipping MTPD as measured by the rate of crimes against passengers performance indicator [FY20 target of less than 5.3 crimes per million passengers or fewer].

Strategic Drivers

 Safety	 Security	 Reliability/SGR
---	--	---

Overall Status

(Programs are ongoing)

Development & Evaluation	
Implementation & Construction	
Operations Activation	

Metro accepted delivery of replacement X-Ray equipment in Q4. 250 Bullet-proof vests are anticipated to be delivered in FY2023.

Budget and Funding

FY22 Current Budget	YTD % Budget Expended
\$0.50	100%

FY22 Funding Sources	YTD Expended
Formula	\$0.00
PRIIA	\$0.00
Other	\$0.00
Federal Subtotal	\$0.00
System Performance	\$0.00
Reimbursable/Other	\$0.00
DC Dedicated Funding	\$0.12
MD Dedicated Funding	\$0.11
VA Non-Restricted Dedicated Funding	\$0.08
VA Restricted Dedicated Funding	\$0.02
Local Subtotal	\$0.34
Debt	\$0.00
Net Accruals	\$0.16
Total FY22 Expenditures	\$0.50



WASHINGTON METROPOLITAN AREA TRANSIT AUTHORITY

(CIP0127)

Top 20 Active Contracts by Allocated CIP Value

Contract Number	Vendor	Activity	Contract Value	Allocated CIP Value	Contract Start Date	Contract Expiration Date
CQ19120R	Safeware Inc	equip_matl	\$2,366,031	\$994,539	12/28/2018	9/30/2022
C20208	Safeware Inc	equip_matl	\$4,628,865	\$845,734	6/30/2020	9/23/2023
CQ18136	Linear Systems Inc	equip_matl	\$690,464	\$428,500	7/31/2018	7/30/2019
CQ19102	Atlantic Tactical, Inc.	equip_matl	\$186,130	\$177,375	12/31/2018	12/30/2019
CMPD211066	Rescue One Training for Life	equip_matl	\$182,000	\$59,150	12/30/2020	7/1/2021



WASHINGTON METROPOLITAN AREA TRANSIT AUTHORITY

(CIP0131) Capital Program Financing Support

FY2022 Q4

Initiative Type: Program
 Investment Program: Support Equipment/Services
 Investment Category: Business and Operations Support

Mode: Systemwide
 Location: Systemwide

Description

This program funds the availability fees and interest expense for Metro's short-term line of credit used for capital program expenditures.



Expected Outcome

Provides Metro access to short-term borrowing to fund the capital program.

Strategic Drivers

 Safety	 Security	 Reliability/SGR
---	--	---

Overall Status

(Programs are ongoing)

Development & Evaluation	
Implementation & Construction	
Operations Activation	

Budget and Funding

FY22 Current Budget	YTD % Budget Expended
\$1.90	31%

FY22 Funding Sources	YTD Expended
Formula	\$0.00
PRIIA	\$0.00
Other	\$0.00
Federal Subtotal	\$0.00
System Performance	\$0.04
Reimbursable/Other	\$0.00
DC Dedicated Funding	\$0.20
MD Dedicated Funding	\$0.18
VA Non-Restricted Dedicated Funding	\$0.13
VA Restricted Dedicated Funding	\$0.04
Local Subtotal	\$0.59
Debt	\$0.00
Net Accruals	\$0.00
Total FY22 Expenditures	\$0.59



WASHINGTON METROPOLITAN AREA TRANSIT AUTHORITY

(CIP0131)

Top 20 Active Contracts by Allocated CIP Value

Contract Number	Vendor	Activity	Contract Value	Allocated CIP Value	Contract Start Date	Contract Expiration Date
CQ19224	SS&C Technologies, Inc.	other	\$385,000	\$175,000	8/29/2019	8/28/2022



WASHINGTON METROPOLITAN AREA TRANSIT AUTHORITY

(CIP0132) Escalator and Elevator Overhaul Program

FY2022 Q4

Initiative Type: Program
 Investment Program: Vertical Transportation
 Investment Category: Stations and Passenger Facilities

Mode: Rail
 Location: Systemwide

Description


This program rehabilitates or replaces escalator and elevator components based on condition and asset management criteria.



Expected Outcome

Maintains elevators and escalators in a state of good repair to preserve availability as measured by the Elevator Availability key performance indicator [FY20 target greater than 97%] and the Escalator Availability key performance indicator [FY20 target greater than 92%].

Strategic Drivers

 Safety	 Security	 Reliability/SGR
---	--	---

Overall Status

(Programs are ongoing)

Development & Evaluation	
Implementation & Construction	
Operations Activation	

Metro continues to replace speed reducer motors, key switches, lubricants, rack and axle units, and refurbished gearboxes, brake boards and escalator steps. Additionally, glass unit sanitizers and internal sanitizers are being installed.

Budget and Funding

FY22 Current Budget	YTD % Budget Expended
\$6.63	107%

FY22 Funding Sources	YTD Expended
Formula	\$0.00
PRIIA	\$0.00
Other	\$0.00
Federal Subtotal	\$0.00
System Performance	\$0.01
Reimbursable/Other	\$0.00
DC Dedicated Funding	\$2.06
MD Dedicated Funding	\$1.93
VA Non-Restricted Dedicated Funding	\$1.37
VA Restricted Dedicated Funding	\$0.41
Local Subtotal	\$7.03
Debt	\$1.25
Net Accruals	\$0.03
Total FY22 Expenditures	\$7.06



WASHINGTON METROPOLITAN AREA TRANSIT AUTHORITY

(CIP0132)

Top 20 Active Contracts by Allocated CIP Value

Contract Number	Vendor	Activity	Contract Value	Allocated CIP Value	Contract Start Date	Contract Expiration Date
FQ18125	Precision Escalator Products	equip_matl	\$9,100,000	\$9,100,000	7/24/2019	7/24/2020
FQ19258	ECS Corporation	equip_matl	\$4,292,820	\$4,270,320	8/28/2019	8/29/2022
FQ19064-A	Precision Escalator Products	equip_matl	\$4,026,250	\$3,821,600	3/4/2019	3/1/2022
F20234	ECS Corporation	equip_matl	\$3,108,780	\$3,108,780	12/21/2020	12/22/2023
FQ19097	Admiral Elevator Co., Inc.	equip_matl	\$6,370,427	\$1,303,744	4/4/2019	10/31/2021
FQ17041A	Glebe Electronics Inc	equip_matl	\$540,000	\$539,733	1/13/2017	2/28/2020
CQ18048A	A-Connection, Inc.	consult	\$1,475,760	\$100,000	4/1/2018	3/31/2020
FQ17041C	ECS Corporation	equip_matl	\$2,060,088	\$56,088	1/17/2017	2/28/2021
CELES211082-A	Glebe Electronics Inc	equip_matl	\$432,969	\$29,988	1/28/2021	1/27/2024



WASHINGTON METROPOLITAN AREA TRANSIT AUTHORITY

(CIP0133) Train Detection and Warning System

FY2022 Q4

Initiative Type: Project
 Investment Program: Signals & Communications
 Investment Category: Rail Systems

Mode: Systemwide
 Location: Systemwide

Description

This project is for the design and installation of a wayside intrusion detection system within Metro's railcar train wash systems, service and inspection areas.



Expected Outcome

Protects the safety of Metro employees by alerting them to nearby train movement as measured by the Metrorail system employee injury rate performance indicator [FY20 target of less than 3.4 per 200,000 hours worked].

Strategic Drivers

 Safety	 Security	 Reliability/SGR
------------	--------------	---------------------

Overall Status

Development & Evaluation	X
Implementation & Construction	X
Operations Activation	

Metro has installed motion warning systems at six train wash stations- West Falls Church, Greenbelt, Glenmont, Alexandria, Branch Avenue, and New Carrollton railyards. Testing remains ongoing at two sites.

Budget and Funding

FY22 Current Budget	YTD % Budget Expended
\$0.09	4646%

FY22 Funding Sources	YTD Expended
Formula	\$0.00
PRIIA	\$0.00
Other	\$0.00
Federal Subtotal	\$0.00
System Performance	\$0.62
Reimbursable/Other	\$0.00
DC Dedicated Funding	\$1.12
MD Dedicated Funding	\$1.05
VA Non-Restricted Dedicated Funding	\$0.75
VA Restricted Dedicated Funding	\$0.22
Local Subtotal	\$3.76
Debt	\$0.00
Net Accruals	\$0.19
Total FY22 Expenditures	\$3.95



WASHINGTON METROPOLITAN AREA TRANSIT AUTHORITY

(CIP0133)

Top 20 Active Contracts by Allocated CIP Value

Contract Number	Vendor	Activity	Contract Value	Allocated CIP Value	Contract Start Date	Contract Expiration Date
FQ17044E	eVigilant Security	construction	\$0	\$1,604,990	8/9/2018	6/30/2020
FQ18033G	Gannett Fleming Engineers and Architects	consult	\$90,000,000	\$200,000	8/23/2018	8/23/2023
FQ15191-FY18	Gannett Fleming-Parsons Joint Venture II	consult	\$100,000,000	\$2,000	2/11/2017	3/31/2020



WASHINGTON METROPOLITAN AREA TRANSIT AUTHORITY

(CIP0136) Radio Infrastructure Replacement

FY2022 Q4

Initiative Type: Project
 Investment Program: Signals & Communications
 Investment Category: Rail Systems

Mode: Rail
 Location: Systemwide

Description

This project replaces the existing Metro's radio system operating in the 450-490 MHz frequency band with a new system operating in the 700 MHz band, as required by the Federal Communications Commission (FCC). In addition, wireless signal communications will be installed throughout the tunnel system allowing customers to utilize wireless service while underground.



Expected Outcome

Improves Metro's ability to communicate with first responders in the surrounding jurisdictions efficiently. Increases internal efficiency by enabling employees to communicate with the Operations Control Center and management seamlessly throughout the system. Also, provides wireless coverage throughout the underground portions of Metrorail, which improves the customer's riding experience and makes Metrorail a more attractive commuting option.

Strategic Drivers

 Safety	 Security	 Reliability/SGR
---	--	---

Overall Status

Development & Evaluation	
Implementation & Construction	X
Operations Activation	

Metro has completed construction at six above ground sites (14 remain), continued underground construction in shafts and stations, initiated bus and rail radio installations, and distributed portable radios.

Budget and Funding

FY22 Current Budget	YTD % Budget Expended
\$47.80	93%

FY22 Funding Sources	YTD Expended
Formula	\$0.54
PRIIA	\$28.19
Other	\$0.00
Federal Subtotal	\$28.74
System Performance	\$9.36
Reimbursable/Other	(\$0.14)
DC Dedicated Funding	\$2.23
MD Dedicated Funding	\$2.08
VA Non-Restricted Dedicated Funding	\$1.49
VA Restricted Dedicated Funding	\$0.44
Local Subtotal	\$16.84
Debt	\$1.38
Net Accruals	(\$1.10)
Total FY22 Expenditures	\$44.47



WASHINGTON METROPOLITAN AREA TRANSIT AUTHORITY

(CIP0136)

Top 20 Active Contracts by Allocated CIP Value

Contract Number	Vendor	Activity	Contract Value	Allocated CIP Value	Contract Start Date	Contract Expiration Date
FQ18033I	AECOM-STV JV	consult	\$70,000,000	\$17,257,139	7/1/2018	6/30/2025
FQ18033A	Parsons Transportation Group Inc	consult	\$45,000,000	\$10,562,167	9/24/2018	9/24/2023
FQ15191-FY17R	Gannett Fleming-Parsons Joint Venture II	engineering	\$40,000,000	\$6,007,493	7/1/2016	7/31/2020
FQ16148	C3M Power Systems, LLC	construction	\$90,505,794	\$5,829,245	8/7/2017	10/25/2022
FQ18142	eVigilant Security	construction	\$3,692,891	\$2,998,245	8/20/2018	10/1/2020
FQ15192-FY18	Mott MacDonald I&E, LLC	engineering	\$60,000,000	\$2,317,434	3/8/2017	12/31/2019
FQ15192-FY19	Mott MacDonald I&E, LLC	consult	\$100,000,000	\$1,732,773	11/4/2017	6/30/2020
FQ19166	eVigilant Security	it_hardware_oth	\$1,556,085	\$1,556,085	4/9/2019	4/8/2020
FQ15205	Sharp And Company	equip_matl	\$4,544,391	\$898,208	1/8/2016	1/7/2021
FQ15192-FY20	Mott MacDonald I&E, LLC	engineering	\$0	\$775,617	7/18/2019	6/30/2020
CQ18173-COOP	Graybar Electric Co Inc	equip_matl	\$5,000,000	\$622,570	10/30/2018	1/31/2023
FQ14024	Motorola Solutions Inc.	construction	\$5,803,358	\$600,858	8/13/2014	6/30/2021
FQ15191-FY19	Gannett Fleming-Parsons Joint Venture II	engineering	\$75,000,000	\$584,995	5/2/2017	12/31/2021
FQ18211	R&M USA Inc.	construction	\$443,000	\$443,000	4/16/2019	4/15/2020
FQ16045	eVigilant Security	construction	\$5,526,709	\$270,298	2/1/2017	12/15/2019
FQ17044E	eVigilant Security	construction	\$0	\$243,157	8/9/2018	6/30/2021
FQ19155A	eVigilant Security	it_hardware_oth	\$996,434	\$221,260	6/20/2019	6/19/2020
FQ18033G	Gannett Fleming Engineers and Architects	consult	\$90,000,000	\$100,000	8/23/2018	8/23/2023
FQ15191-FY18	Gannett Fleming-Parsons Joint Venture II	consult	\$100,000,000	\$92,373	2/11/2017	3/31/2020
C20147	K&J Consulting Services Inc	construction	\$19,773,890	\$90,000	9/30/2020	10/31/2025



WASHINGTON METROPOLITAN AREA TRANSIT AUTHORITY

(CIP0139) Tunnel Fan Control Panels Replacement


FY2022 Q4

Initiative Type: Project
 Investment Program: Signals & Communications
 Investment Category: Rail Systems

Mode: Rail
 Location: Systemwide

Description

This project replaces the existing Tunnel Fan Control Panels, Tunnel Ventilation Control System Programmable Logic Controls (PLC), and Electric Infrastructure in tunnel vent shafts with modern equipment that meets current safety standards and requirements. The overall project will replace 69 pneumatic logic control (PLC) panel boxes located in the tunnel fan shafts to address the FTA corrective action plan. These control boxes allow Metro to operate and monitor control of the tunnel fan system.



Expected Outcome

This project supports Metro's safety goals.

Strategic Drivers

 Safety	 Security	 Reliability/SGR
--	---	--

Overall Status

Development & Evaluation	X
Implementation & Construction	X
Operations Activation	X

Metro installed eight out of ten PLC panels in FY2022 (the remaining two will be installed after pending shaft rehabilitation work).

Budget and Funding

FY22 Current Budget	YTD % Budget Expended
\$6.78	23%

FY22 Funding Sources	YTD Expended
Formula	\$0.00
PRIIA	\$0.10
Other	\$0.00
Federal Subtotal	\$0.10
System Performance	\$0.00
Reimbursable/Other	\$0.00
DC Dedicated Funding	\$0.54
MD Dedicated Funding	\$0.50
VA Non-Restricted Dedicated Funding	\$0.36
VA Restricted Dedicated Funding	\$0.11
Local Subtotal	\$1.50
Debt	\$0.00
Net Accruals	(\$0.05)
Total FY22 Expenditures	\$1.55



WASHINGTON METROPOLITAN AREA TRANSIT AUTHORITY

(CIP0139)

Top 20 Active Contracts by Allocated CIP Value

Contract Number	Vendor	Activity	Contract Value	Allocated CIP Value	Contract Start Date	Contract Expiration Date
FIRPG211018-001	M.C. Dean, Inc.	construction	\$376,677	\$376,677	4/15/2021	9/30/2021
FQ15124_LSI	LanceSoft Inc	consult	\$0	\$329,888	4/14/2016	4/30/2020
FQ15124_VGI	V Group Inc	consult	\$0	\$329,000	4/14/2016	4/30/2020
FQ14079	Birlasoft Consulting Inc.	consult	\$8,094,421	\$186,261	9/15/2014	9/14/2019
CQ18173-COOP	Graybar Electric Co Inc	equip_matl	\$5,000,000	\$103,573	10/30/2018	1/31/2023
FQ15192-FY18	Mott MacDonald I&E, LLC	consult	\$75,000,000	\$100,000	3/8/2017	12/31/2019
C20147	K&J Consulting Services Inc	construction	\$19,773,890	\$75,000	9/30/2020	10/31/2025
FQ18033B	HNTB Corporation	engineering	\$65,000,000	\$37,655	8/2/2018	8/2/2023
C20065	GRAINGER	construction	\$5,000,000	\$2,710	11/13/2019	12/21/2022



WASHINGTON METROPOLITAN AREA TRANSIT AUTHORITY

(CIP0142) Rail Vehicle Preventive Maintenance

FY2022 Q4

Initiative Type: Program
 Investment Program: Maintenance/Overhaul
 Investment Category: Railcar and Railcar Facilities

Mode: Rail
 Location: Systemwide

Description

This program supports a portion of the annual preventive maintenance activities of the railcar fleet. The balance of activity is charged to Metro's operating budget.



Expected Outcome

Allows railcars to receive necessary preventive maintenance to maintain the fleet in a state of good repair as measured by the Rail Fleet Reliability performance indicator [FY20 greater than 130,000 miles between delay].

Strategic Drivers



Safety



Security



Reliability/SGR

Overall Status

(Programs are ongoing)

Development & Evaluation	
Implementation & Construction	
Operations Activation	

Budget and Funding

FY22 Current Budget	YTD % Budget Expended
\$59.00	98%

FY22 Funding Sources	YTD Expended
Formula	\$58.09
PRIIA	\$0.00
Other	\$0.00
Federal Subtotal	\$58.09
System Performance	\$0.00
Reimbursable/Other	\$0.00
DC Dedicated Funding	\$0.00
MD Dedicated Funding	\$0.00
VA Non-Restricted Dedicated Funding	\$0.00
VA Restricted Dedicated Funding	\$0.00
Local Subtotal	\$0.00
Debt	\$0.00
Net Accruals	\$0.00
Total FY22 Expenditures	\$58.09



WASHINGTON METROPOLITAN AREA TRANSIT AUTHORITY

(CIP0142)

Top 20 Active Contracts by Allocated CIP Value

There are no active contracts associated with this CIP



WASHINGTON METROPOLITAN AREA TRANSIT AUTHORITY

(CIP0143) Bus Vehicle Preventive Maintenance

FY2022 Q4

Initiative Type: Program
 Investment Program: Maintenance/Overhaul
 Investment Category: Bus, Bus Facilities and Paratransit

Mode: Bus
 Location: Systemwide

Description


This program supports a portion of the annual preventive maintenance activities of the Metrobus fleet. The balance of activity is charged to Metro's operating budget.



Expected Outcome

Allows the bus fleet to receive necessary preventive maintenance to maintain the fleet in a state of good repair as measured by the Bus Fleet Reliability performance indicator [FY20 target greater than 7,000 miles between failures].

Strategic Drivers

 Safety	 Security	 Reliability/SGR
---	--	---

Overall Status

(Programs are ongoing)

Development & Evaluation	
Implementation & Construction	
Operations Activation	

Budget and Funding

FY22 Current Budget	YTD % Budget Expended
\$1.00	100%

FY22 Funding Sources	YTD Expended
Formula	\$1.00
PRIIA	\$0.00
Other	\$0.00
Federal Subtotal	\$1.00
System Performance	\$0.00
Reimbursable/Other	\$0.00
DC Dedicated Funding	\$0.00
MD Dedicated Funding	\$0.00
VA Non-Restricted Dedicated Funding	\$0.00
VA Restricted Dedicated Funding	\$0.00
Local Subtotal	\$0.00
Debt	\$0.00
Net Accruals	\$0.00
Total FY22 Expenditures	\$1.00

Notes: All figures are preliminary and unaudited.



There are no active contracts associated with this CIP



WASHINGTON METROPOLITAN AREA TRANSIT AUTHORITY

(CIP0145) Facility Security Monitoring Equipment Program

FY2022 Q4

Initiative Type: Program
 Investment Program: Station Systems
 Investment Category: Stations and Passenger Facilities

Mode: Rail
 Location: Systemwide

Description

This program will provide for the hardening and improvement of security at various rail yards, stations, and facilities by installing closed circuit television (CCTV) surveillance, public address systems, intercoms and additional security measures.



Expected Outcome

Addresses the safety and security of customers and employees through monitoring of the interior and exterior of stations and facilities as measured by the Metrorail customer injury rate performance indicator [FY20 target of less than 1.40 injuries per million passengers] and the rate of crimes against passengers performance indicator [FY20 target of less than 5.3 crimes per million passengers or fewer]. Monitoring deters crime, enables clear communication of public safety notices in rail stations and ensures proper functioning of devices used to request assistance.

Strategic Drivers

 Safety	 Security	 Reliability/SGR
---	--	---

Overall Status

(Programs are ongoing)

Development & Evaluation	
Implementation & Construction	
Operations Activation	

Metro has awarded a contract for emergency system upgrades at the Anacostia and Glenmont parking garages (additional upgrades being planned at Shady Grove, Greenbelt, and Dulles Warehouse). Metro is also awarding a contract for CCTV and security upgrades at NoMa station. One Badge Phase 2 is ongoing.

Budget and Funding

FY22 Current Budget	YTD % Budget Expended
\$7.56	152%

FY22 Funding Sources	YTD Expended
Formula	\$0.00
PRIIA	\$0.00
Other	\$0.00
Federal Subtotal	\$0.00
System Performance	\$0.47
Reimbursable/Other	\$0.00
DC Dedicated Funding	\$3.82
MD Dedicated Funding	\$3.58
VA Non-Restricted Dedicated Funding	\$2.55
VA Restricted Dedicated Funding	\$0.76
Local Subtotal	\$11.18
Debt	\$0.00
Net Accruals	\$0.31
Total FY22 Expenditures	\$11.49

Notes: All figures are preliminary and unaudited.



WASHINGTON METROPOLITAN AREA TRANSIT AUTHORITY

(CIP0145)

Top 20 Active Contracts by Allocated CIP Value

Contract Number	Vendor	Activity	Contract Value	Allocated CIP Value	Contract Start Date	Contract Expiration Date
FQ19172M	Mott MacDonald-WSP Joint Venture	engineering	\$18,000,000	\$3,058,805	10/3/2019	10/3/2024
FQ15191-FY18	Gannett Fleming-Parsons Joint Venture II	consult	\$100,000,000	\$2,232,698	2/11/2017	3/31/2020
FQ18000	Clever Devices Ltd	equip_matl	\$2,103,055	\$2,103,055	3/6/2018	9/11/2019
FQ18185	Schneider Electric Critical Systems, Inc	it_software_oth	\$8,897,655	\$1,951,554	6/29/2018	6/30/2022
FQ16148	C3M Power Systems, LLC	construction	\$96,659,772	\$1,866,626	8/7/2017	10/25/2022
FQ17044A	Aldridge Electric Inc	construction	\$0	\$1,785,000	12/27/2018	6/30/2022
FQ19172A	AECOM, USA, INC.	consult	\$15,000,000	\$1,193,404	10/3/2019	10/3/2024
C20099	CDW Direct LLC CDW Direct	it_hardware_oth	\$1,240,405	\$1,159,501	6/30/2020	6/30/2021
FQ16045	eVigilant Security	construction	\$0	\$982,460	2/1/2017	12/15/2019
FQ17044E	eVigilant Security	construction	\$0	\$798,651	8/9/2018	6/30/2020
FQ19155A	eVigilant Security	equip_matl	\$996,434	\$775,174	6/20/2019	6/19/2020
FQ15192-FY18	Mott MacDonald I&E, LLC	consult	\$60,000,000	\$639,068	3/8/2017	12/31/2019
FQ15192-FY20	Mott MacDonald I&E, LLC	consult	\$25,662,993	\$493,798	7/18/2019	6/30/2020
CQ18136	Linear Systems Inc	it_software_oth	\$261,964	\$261,964	7/31/2018	7/30/2019
CIT01211282	Copper River Information Technology	equip_matl	\$22,061,314	\$100,586	7/26/2021	7/31/2024
FQ18033G	Gannett Fleming Engineers and Architects	consult	\$90,000,000	\$50,000	8/23/2018	8/23/2023
FQ17044O	Orion Management LLC	construction	\$11,789,771	\$43,315	12/27/2018	6/30/2022
CQ19104	Dell Marketing LP	it_hardware_oth	\$194,300,000	\$40,751	7/23/2019	7/22/2023
FQ16036D	Signature Renovations LLC	construction	\$15,000,000	\$22,805	10/10/2017	10/9/2022



WASHINGTON METROPOLITAN AREA TRANSIT AUTHORITY

(CIP0150) Support Facility Fire System Rehabilitation

FY2022 Q4

Initiative Type: Project
 Investment Program: Support Equipment/Services
 Investment Category: Business and Operations Support

Mode: Systemwide
 Location: Systemwide

Description

This project upgrades fire alarm and electronic security systems at support facilities.



Expected Outcome

Improves compliance with the latest National Fire Protection Association (NFPA) standards, which will improve the safety of Metro employees; help safeguard Metro assets; and maintain current fire alarm systems in a state of good repair.

Strategic Drivers



Safety



Security



Reliability/SGR

Overall Status

Development & Evaluation	
Implementation & Construction	X
Operations Activation	

In FY2022, Metro upgraded fire alarms at the Greenbelt Rail Yard and the Carmen Turner Facility. An NTP for upgrades at the New Carrollton Rail Yard is anticipated to occur in Q1 of FY2023.

Budget and Funding

FY22 Current Budget	YTD % Budget Expended
\$0.50	273%

FY22 Funding Sources	YTD Expended
Formula	\$0.00
PRIIA	\$0.00
Other	\$0.00
Federal Subtotal	\$0.00
System Performance	\$0.16
Reimbursable/Other	\$0.00
DC Dedicated Funding	\$0.45
MD Dedicated Funding	\$0.42
VA Non-Restricted Dedicated Funding	\$0.30
VA Restricted Dedicated Funding	\$0.09
Local Subtotal	\$1.41
Debt	\$0.00
Net Accruals	(\$0.04)
Total FY22 Expenditures	\$1.37



WASHINGTON METROPOLITAN AREA TRANSIT AUTHORITY

(CIP0150)

Top 20 Active Contracts by Allocated CIP Value

Contract Number	Vendor	Activity	Contract Value	Allocated CIP Value	Contract Start Date	Contract Expiration Date
FQ15191-FY18	Gannett Fleming-Parsons Joint Venture II	consult	\$100,000,000	\$701,959	2/11/2017	3/31/2020
FQ16036A	Potomac Construction Co Inc	construction	\$17,972,366	\$649,517	10/10/2017	10/9/2022
FQ18033G	Gannett Fleming Engineers and Architects	consult	\$90,000,000	\$500,000	8/23/2018	8/23/2023
FQ170440	Orion Management LLC	construction	\$11,789,771	\$150,000	12/27/2018	6/30/2022
FQ16045	eVigilant Security	construction	\$5,526,709	\$31,098	2/1/2017	12/15/2019
FQ17044S	Singleton Electric Company, Inc.	construction	\$0	\$11,500	8/9/2018	6/30/2021



WASHINGTON METROPOLITAN AREA TRANSIT AUTHORITY

(CIP0151) Rail Station Cooling Rehabilitation Program

FY2022 Q4

Initiative Type: Program
 Investment Program: Station Systems
 Investment Category: Stations and Passenger Facilities

Mode: Rail
 Location: Systemwide

Description




This program funds the rehabilitation and replacement of station cooling system components including, but not limited to, chiller plants, cooling towers, water piping, ventilation systems, air handling units, and ductwork. During the warmer months of the calendar year, Metro operates equipment to cool and circulate the ambient air in parts of the station.



Expected Outcome

Addresses customer and employee comfort during hot days.

Strategic Drivers

 Safety	 Security	 Reliability/SGR
--	---	--

Overall Status

(Programs are ongoing)

Development & Evaluation	
Implementation & Construction	
Operations Activation	

Design work for the replacement of five chillers located at Van Ness, Rosslyn, L'Enfant Plaza (2), and Stadium Armory is progressing (a construction award is anticipated to occur later in FY2023). Additional Asbestos consultation and remediation is in process as well as Geographic Information Systems (GIS) mapping and Design.

Budget and Funding

FY22 Current Budget	YTD % Budget Expended
\$10.23	39%

FY22 Funding Sources	YTD Expended
Formula	\$0.20
PRIIA	\$0.00
Other	\$0.00
Federal Subtotal	\$0.20
System Performance	\$3.08
Reimbursable/Other	\$0.00
DC Dedicated Funding	\$0.23
MD Dedicated Funding	\$0.22
VA Non-Restricted Dedicated Funding	\$0.16
VA Restricted Dedicated Funding	\$0.05
Local Subtotal	\$3.74
Debt	\$0.00
Net Accruals	\$0.00
Total FY22 Expenditures	\$3.94



WASHINGTON METROPOLITAN AREA TRANSIT AUTHORITY

(CIP0151)

Top 20 Active Contracts by Allocated CIP Value

Contract Number	Vendor	Activity	Contract Value	Allocated CIP Value	Contract Start Date	Contract Expiration Date
FQ19204	Paramount Mechanical Corp	construction	\$10,609,000	\$10,609,000	9/5/2019	5/14/2021
FQ15191-FY17R	Gannett Fleming-Parsons Joint Venture II	engineering	\$40,000,000	\$1,480,000	7/1/2016	7/31/2020
FQ15191-FY18	Gannett Fleming-Parsons Joint Venture II	consult	\$100,000,000	\$1,289,698	2/11/2017	3/31/2020
FQ18033F	DHA/RK&K Joint Venture	consult	\$78,000,000	\$1,123,674	8/16/2018	8/16/2023
FQ19172G	Gannett Fleming Engineers and Architects	consult	\$70,250,000	\$1,072,189	10/3/2019	10/3/2024
FQ16036A	Potomac Construction Co Inc	construction	\$17,972,366	\$987,727	10/10/2017	10/9/2022
FQ18033G	Gannett Fleming Engineers and Architects	engineering	\$82,000,000	\$510,330	8/23/2018	8/23/2023
FQ19162	Edward Kocharian & Co Inc	construction	\$6,804,728	\$150,000	7/5/2019	11/4/2020
FQ19172M	Mott MacDonald-WSP Joint Venture	engineering	\$55,100,000	\$112,198	10/3/2019	10/3/2024
FQ15191-FY19	Gannett Fleming-Parsons Joint Venture II	engineering	\$75,000,000	\$99,943	5/2/2017	9/1/2021
FQ16036B	The Matthews Group, Inc. T/A TMG Constru	construction	\$17,932,226	\$55,000	10/10/2017	10/9/2022



WASHINGTON METROPOLITAN AREA TRANSIT AUTHORITY

(CIP0152) Parking Garage and Surface Lot Rehabilitation

FY2022 Q4

Initiative Type: Program
 Investment Program: Platforms & Structures
 Investment Category: Stations and Passenger Facilities

Mode: Systemwide
 Location: Systemwide

Description

This program will rehabilitate parking structures including garages and surface lots.



Expected Outcome

Allows parking facilities to be maintained in a state of good repair to prevent property damage, improve customer satisfaction, improve customer safety as measured by the Metrorail customer injury rate performance indicator [FY20 target of less than 1.40 injuries per million passengers].

Strategic Drivers



Safety



Security



Reliability/SGR

Overall Status

(Programs are ongoing)

Development & Evaluation	
Implementation & Construction	
Operations Activation	

Metro has active contracts to rehabilitate five additional parking garages (Wheaton, Addison Rd, Huntington, Anacostia, and New Carrollton). Parking garage rehabilitation work is currently ongoing at Wheaton and Anacostia. Surface lot repair/rehabilitation has been completed at Landover and is underway at East Falls Church, Rockville, and Capitol Heights.

Budget and Funding

FY22 Current Budget	YTD % Budget Expended
\$21.71	60%

FY22 Funding Sources	YTD Expended
Formula	\$8.44
PRIIA	\$0.00
Other	\$0.00
Federal Subtotal	\$8.44
System Performance	\$1.89
Reimbursable/Other	\$0.00
DC Dedicated Funding	\$0.80
MD Dedicated Funding	\$0.75
VA Non-Restricted Dedicated Funding	\$0.53
VA Restricted Dedicated Funding	\$0.16
Local Subtotal	\$4.36
Debt	\$0.23
Net Accruals	\$0.18
Total FY22 Expenditures	\$12.98



WASHINGTON METROPOLITAN AREA TRANSIT AUTHORITY

(CIP0152)

Top 20 Active Contracts by Allocated CIP Value

Contract Number	Vendor	Activity	Contract Value	Allocated CIP Value	Contract Start Date	Contract Expiration Date
FLAND211142	OTAS Inc	3rd_party	\$6,779,769	\$6,779,769	9/15/2021	9/15/2023
FQ15191-FY18	Gannett Fleming-Parsons Joint Venture II	consult	\$100,000,000	\$2,255,944	2/11/2017	3/31/2020
FQ18033G	Gannett Fleming Engineers and Architects	engineering	\$82,000,000	\$1,020,660	8/23/2018	8/23/2023
FQ16036-E	W M Schlosser Co Inc	construction	\$6,166,000	\$465,737	10/11/2018	10/9/2022
FQ19151R-A	Atlantic Refinishing & Restoration Inc	construction	\$17,478,208	\$382,664	10/11/2021	8/21/2025
FQ19151R-B	Stillwater Construction Group	construction	\$6,565,464	\$347,307	10/11/2021	8/21/2025
FQ16036D	Signature Renovations LLC	construction	\$15,000,000	\$265,151	10/10/2017	10/9/2022
17COUN022_WR	Wiley Rein LLP	consult	\$2,020,000	\$220,000	7/1/2017	1/31/2020
FQ15090	Concrete Protection & Restoration, Inc.	construction	\$8,079,396	\$205,604	10/26/2015	7/30/2019
FQ16036B	The Matthews Group, Inc. T/A TMG Constru	construction	\$14,982,148	\$175,000	10/10/2017	10/9/2022
FQ19138	Metro Paving Corporation	construction	\$5,935,726	\$145,537	12/4/2020	8/21/2022
FQ18033F	DHA/RK&K Joint Venture	consult	\$78,000,000	\$132,256	8/16/2018	8/16/2023
FQ18064	Concrete Protection & Restoration, Inc.	construction	\$14,893,219	\$132,000	8/31/2018	3/14/2022
FQ15192-FY18	Mott MacDonald I&E, LLC	consult	\$75,000,000	\$100,000	3/8/2017	12/31/2019
FQ15191-FY19	Gannett Fleming-Parsons Joint Venture II	consult	\$70,000,000	\$75,646	5/2/2017	6/30/2021
FQ18110	CHK America Inc	3rd_party	\$14,443,906	\$72,660	4/12/2018	4/11/2023
CCSCM211074	Sharp And Company	consult	\$1,768,000	\$28,843	5/17/2021	5/17/2023
FQ19172G	Gannett Fleming Engineers and Architects	engineering	\$72,500,000	\$19,604	10/3/2019	10/3/2024
FQ18033B	HNTB Corporation	engineering	\$65,000,000	\$15,000	8/2/2018	8/2/2023
FQ15205	Sharp And Company	3rd_party	\$3,133,811	\$10,396	1/8/2016	1/7/2020



WASHINGTON METROPOLITAN AREA TRANSIT AUTHORITY

(CIP0170) Facility Roof Rehabilitation and Replacement

FY2022 Q4

Initiative Type: Program
 Investment Program: Support Equipment/Services
 Investment Category: Business and Operations Support

Mode: Systemwide
 Location: Systemwide

Description

This program supports facility roof rehabilitation or replacement including the preparation of assessment reports, sampling, removal, and installation of new roofing systems. Metro has approximately 660 locations that are maintained through this program.



Expected Outcome

Addresses the protection of critical infrastructure, systems, and contents of Metro's buildings and helps prevent potential safety issues.

Strategic Drivers

 Safety	 Security	 Reliability/SGR
---	--	---

Overall Status

(Programs are ongoing)

Development & Evaluation	
Implementation & Construction	
Operations Activation	

Metro completed seven roof projects in FY2022 at various locations. Replacement work is currently ongoing at the Queenstown Storage Facility, the Carmen Turner Facility, and at the Glenmont bus bay canopy.

Budget and Funding

FY22 Current Budget	YTD % Budget Expended
\$15.43	61%

FY22 Funding Sources	YTD Expended
Formula	\$8.11
PRIIA	\$0.00
Other	\$0.00
Federal Subtotal	\$8.11
System Performance	\$0.30
Reimbursable/Other	\$0.00
DC Dedicated Funding	\$0.28
MD Dedicated Funding	\$0.26
VA Non-Restricted Dedicated Funding	\$0.19
VA Restricted Dedicated Funding	\$0.06
Local Subtotal	\$1.08
Debt	\$0.00
Net Accruals	\$0.20
Total FY22 Expenditures	\$9.39



WASHINGTON METROPOLITAN AREA TRANSIT AUTHORITY

(CIP0170)

Top 20 Active Contracts by Allocated CIP Value

Contract Number	Vendor	Activity	Contract Value	Allocated CIP Value	Contract Start Date	Contract Expiration Date
FQ19129	Patuxent Roofing and Contracting, Inc.	construction	\$11,873,125	\$16,656,250	4/18/2019	10/9/2021
FQ18063	Patuxent Roofing and Contracting, Inc.	construction	\$4,737,918	\$4,453,418	6/13/2018	6/11/2020
FQ16036-E	W M Schlosser Co Inc	construction	\$6,166,000	\$2,544,000	10/11/2018	10/9/2022
FQ18033G	Gannett Fleming Engineers and Architects	consult	\$90,000,000	\$1,982,950	8/23/2018	8/23/2023
FQ16036A	Potomac Construction Co Inc	construction	\$17,972,366	\$1,687,785	10/10/2017	10/9/2022
FQ15191-FY18	Gannett Fleming-Parsons Joint Venture II	consult	\$100,000,000	\$1,349,433	2/11/2017	3/31/2020
FQ19021C	Patuxent Roofing and Contracting, Inc.	construction	\$20,000,000	\$1,230,000	9/30/2019	9/26/2024
FQ19021A	DJB Contracting Inc	construction	\$100,000,000	\$134,250	9/30/2019	9/29/2021
FQ18033A	Parsons Transportation Group Inc	consult	\$50,000,000	\$130,113	9/24/2018	9/24/2023
FQ19021D	Trumble Construction, Inc	construction	\$4,000,000	\$124,912	9/30/2019	9/26/2024
FQ18033F	DHA/RK&K Joint Venture	consult	\$55,000,000	\$122,820	8/16/2018	8/16/2023
FQ15191-FY19	Gannett Fleming-Parsons Joint Venture II	engineering	\$75,000,000	\$111,690	5/2/2017	6/30/2021
FQ16036D	Signature Renovations LLC	construction	\$15,000,000	\$50,000	10/10/2017	10/9/2022
FQ19021B	Harbor Roofing and Contracting, Inc.	construction	\$10,000,000	\$33,788	9/30/2019	9/29/2021
FQ18110	CHK America Inc	3rd_party	\$14,443,906	\$27,248	4/12/2018	4/11/2023
FQ16036B	The Matthews Group, Inc. T/A TMG Constru	construction	\$17,932,226	\$23,000	10/10/2017	10/9/2022



WASHINGTON METROPOLITAN AREA TRANSIT AUTHORITY

(CIP0185) Escalator Replacement


FY2022 Q4

Initiative Type: Program
 Investment Program: Vertical Transportation
 Investment Category: Stations and Passenger Facilities

Mode: Rail
 Location: Systemwide

Description




This program replaces escalators that have reached the end of their useful life.



Expected Outcome

Maintains escalators in a state of good repair to prevent potential safety issues and preserve availability as measured by the Escalator Availability key performance indicator [FY20 target greater than 92%]. In addition, modernized units are as much as 30% more energy efficient than the old units.

Strategic Drivers

 Safety	 Security	 Reliability/SGR
--	---	--

Overall Status

(Programs are ongoing)

Development & Evaluation	
Implementation & Construction	
Operations Activation	

Metro replaced 17 escalators across the system out of a planned total of 24 in FY2022.

Budget and Funding

FY22 Current Budget	YTD % Budget Expended
\$26.36	145%

FY22 Funding Sources	YTD Expended
Formula	\$0.00
PRIIA	\$37.23
Other	\$0.00
Federal Subtotal	\$37.23
System Performance	\$0.01
Reimbursable/Other	\$0.00
DC Dedicated Funding	\$0.40
MD Dedicated Funding	\$0.38
VA Non-Restricted Dedicated Funding	\$0.27
VA Restricted Dedicated Funding	\$0.08
Local Subtotal	\$1.15
Debt	\$0.01
Net Accruals	(\$0.05)
Total FY22 Expenditures	\$38.33



WASHINGTON METROPOLITAN AREA TRANSIT AUTHORITY

(CIP0185)

Top 20 Active Contracts by Allocated CIP Value

Contract Number	Vendor	Activity	Contract Value	Allocated CIP Value	Contract Start Date	Contract Expiration Date
F20064	Kone Inc	construction	\$179,413,000	\$179,413,000	12/24/2020	12/23/2027
FQ15191-FY19	Gannett Fleming-Parsons Joint Venture II	consult		\$763,551	5/2/2017	6/30/2020
C20113	Transportation Management Service Inc	3rd_party	\$10,196,919	\$218,207	5/22/2020	5/21/2022
FQ12220	Kone Inc	construction	\$176,405,737	\$83,272	1/14/2013	1/31/2021
C20147	K&J Consulting Services Inc	construction	\$19,773,890	\$75,000	9/30/2020	10/31/2025
FQ18110	CHK America Inc	3rd_party	\$14,443,906	\$54,495	4/12/2018	4/11/2023
CCSCM211074	Sharp And Company	consult	\$1,768,000	\$9,815	5/17/2021	5/17/2023



WASHINGTON METROPOLITAN AREA TRANSIT AUTHORITY

(CIP0197) Support Facility Improvements

FY2022 Q4

Initiative Type: Program
 Investment Program: Support Equipment/Services
 Investment Category: Business and Operations Support

Mode: Systemwide
 Location: Systemwide

Description

This program will provide for the rehabilitation of support facilities to maintain them in a state of good repair.



Expected Outcome

Improves the productivity and satisfaction of Metro employees and improves Metro's ability to recruit and maintain workforce by providing safer and more modern facilities and worker amenities.

Strategic Drivers

 Safety	 Security	 Reliability/SGR
------------	--------------	---------------------

Overall Status

(Programs are ongoing)

Development & Evaluation	
Implementation & Construction	
Operations Activation	

Metro initiated work to replace HVAC units at the Carmen Turner Facility.

Budget and Funding

FY22 Current Budget	YTD % Budget Expended
\$2.47	40%

FY22 Funding Sources	YTD Expended
Formula	\$0.00
PRIIA	\$0.00
Other	\$0.00
Federal Subtotal	\$0.00
System Performance	\$0.36
Reimbursable/Other	\$0.00
DC Dedicated Funding	\$0.09
MD Dedicated Funding	\$0.08
VA Non-Restricted Dedicated Funding	\$0.06
VA Restricted Dedicated Funding	\$0.02
Local Subtotal	\$0.61
Debt	\$0.00
Net Accruals	\$0.38
Total FY22 Expenditures	\$0.99



WASHINGTON METROPOLITAN AREA TRANSIT AUTHORITY

(CIP0197)

Top 20 Active Contracts by Allocated CIP Value

Contract Number	Vendor	Activity	Contract Value	Allocated CIP Value	Contract Start Date	Contract Expiration Date
CIRPG211139	W M Schlosser Co Inc	construction	\$7,688,000	\$7,688,000	4/19/2022	7/31/2023
FQ15192-FY18	Mott MacDonald I&E, LLC	consult	\$75,000,000	\$150,000	3/8/2017	12/31/2019
FQ18033B	HNTB Corporation	engineering	\$65,000,000	\$80,000	8/2/2018	8/2/2023



WASHINGTON METROPOLITAN AREA TRANSIT AUTHORITY

(CIP0204) Railcar Rooftop Access Platform

FY2022 Q4

Initiative Type: Project
 Investment Program: Maintenance Facilities
 Investment Category: Railcar and Railcar Facilities

Mode: Rail
 Location: Shady Grove, Greenbelt, Branch Avenue, Alexandria, and Brentwood Rail Yards

Description




This project installs railcar rooftop access platforms at Alexandria, Brentwood, Shady Grove, Branch Avenue and Greenbelt railyards to allow safe and efficient maintenance of HVAC units on railcars.



Expected Outcome

Provides safe access to the rooftop HVAC units on railcars for maintenance personnel.

Strategic Drivers

 Safety	 Security	 Reliability/SGR
--	---	--

Overall Status

Development & Evaluation	X
Implementation & Construction	X
Operations Activation	

Railcar Rooftop Platform work has been completed at all planned locations.

Budget and Funding

FY22 Current Budget	YTD % Budget Expended
\$2.57	178%

FY22 Funding Sources	YTD Expended
Formula	\$0.00
PRIIA	\$0.00
Other	\$0.00
Federal Subtotal	\$0.00
System Performance	\$0.08
Reimbursable/Other	\$0.00
DC Dedicated Funding	\$1.52
MD Dedicated Funding	\$1.42
VA Non-Restricted Dedicated Funding	\$1.02
VA Restricted Dedicated Funding	\$0.30
Local Subtotal	\$4.34
Debt	\$0.00
Net Accruals	\$0.24
Total FY22 Expenditures	\$4.58



WASHINGTON METROPOLITAN AREA TRANSIT AUTHORITY

(CIP0204)

Top 20 Active Contracts by Allocated CIP Value

Contract Number	Vendor	Activity	Contract Value	Allocated CIP Value	Contract Start Date	Contract Expiration Date
FQ15191-FY18	Gannett Fleming-Parsons Joint Venture II	consult	\$100,000,000	\$5,532,338	2/11/2017	3/31/2020
FQ19172G	Gannett Fleming Engineers and Architects	engineering	\$6,250,000	\$268,232	10/3/2019	10/3/2024
FQ15191-FY19	Gannett Fleming-Parsons Joint Venture II	engineering		\$142,833	5/2/2017	6/30/2020
FQ18033G	Gannett Fleming Engineers and Architects	engineering	\$82,000,000	\$100,000	8/23/2018	8/23/2023
C20069	Steven Goodrich/City Construction LLC	construction	\$4,198,212	\$45,700	12/16/2020	2/23/2022
FQ16036A	Potomac Construction Co Inc	construction	\$17,972,366	\$9,210	10/10/2017	10/9/2022



WASHINGTON METROPOLITAN AREA TRANSIT AUTHORITY

(CIP0212) Sustainability/Resiliency Program

FY2022 Q4

Initiative Type: Program
 Investment Program: Support Equipment/Services
 Investment Category: Business and Operations Support

Mode: Systemwide
 Location: Systemwide

Description

This program develops and advances policies, programs and partnerships to achieve Metro’s Board-adopted Sustainability Vision and Principles. The program includes the Sustainability Lab, which tests and evaluates new technology and processes for suitability and performance across Metro operations. Once developed, these technologies and processes can be rolled out fully across Metro as part of wider capital investments or operational improvements.



Expected Outcome

Identifies and advances innovative investments and process improvements to reduce waste and energy consumption, improve environmental stewardship, increase Metro’s resiliency, and contribute to equity and improved quality of life in the region.

Strategic Drivers

 Safety	 Security	 Reliability/SGR
---	--	---

Overall Status

(Programs are ongoing)

Development & Evaluation	
Implementation & Construction	
Operations Activation	

Metro is advancing new strategies for the agency-wide Sustainability Action Plan. In addition, Metro developed new training for janitorial staff for handling waste and recycling and installed new waste/recycling bins as part of best practice implementation.

Budget and Funding

FY22 Current Budget	YTD % Budget Expended
\$3.00	65%

FY22 Funding Sources	YTD Expended
Formula	\$0.00
PRIIA	\$0.00
Other	\$0.00
Federal Subtotal	\$0.00
System Performance	\$0.07
Reimbursable/Other	\$0.00
DC Dedicated Funding	\$0.68
MD Dedicated Funding	\$0.64
VA Non-Restricted Dedicated Funding	\$0.46
VA Restricted Dedicated Funding	\$0.14
Local Subtotal	\$1.99
Debt	\$0.00
Net Accruals	(\$0.04)
Total FY22 Expenditures	\$1.95

Notes: All figures are preliminary and unaudited.



WASHINGTON METROPOLITAN AREA TRANSIT AUTHORITY

(CIP0212)

Top 20 Active Contracts by Allocated CIP Value

Contract Number	Vendor	Activity	Contract Value	Allocated CIP Value	Contract Start Date	Contract Expiration Date
FQ18033I	AECOM-STV JV	consult	\$45,500,000	\$863,237	7/1/2018	6/30/2025
FQ18033H	AECOM, USA, INC.	consult	\$12,500,000	\$705,068	8/23/2018	8/23/2023
C20102A	AECOM, USA, INC.	consult	\$1,009,851	\$313,490	10/1/2020	9/30/2023
FQ18033E	Louis Berger (DC), PLLC/Urban Engineers	consult	\$22,500,000	\$304,054	8/21/2018	8/21/2023
CQ19163	Happy Valley Intermediate Holdco Inc	3rd_party	\$200,075	\$200,075	6/21/2019	10/20/2020
FQ15190C	Parsons Transportation Group Inc	consult	\$0	\$95,755	3/29/2018	3/28/2023
17COUN024_H L	Hogan Lovells US LLP	consult	\$1,097,480	\$94,500	7/1/2017	6/30/2020
FQ18110	CHK America Inc	equip_matl	\$8,635,950	\$34,650	4/12/2018	4/11/2022
FQ15191-FY18	Gannett Fleming-Parsons Joint Venture II	consult	\$100,000,000	\$10,000	2/11/2017	3/31/2020
FQ18165	Mobilight International, Inc.	equip_matl	\$1,002,080	\$3,600	8/11/2018	8/10/2020



WASHINGTON METROPOLITAN AREA TRANSIT AUTHORITY

(CIP0213) Capital Program Development Support

FY2022 Q4

Initiative Type: Program
 Investment Program: Support Equipment/Services
 Investment Category: Business and Operations Support

Mode: Systemwide
 Location: Systemwide

Description

This program supports resources necessary to perform capital program development, monitoring, reporting and strategic planning.



Expected Outcome

Improves Metro's ability to plan, evaluate, prioritize, and report on its extensive capital improvement program.

Strategic Drivers

 Safety	 Security	 Reliability/SGR
---	--	---

Overall Status

(Programs are ongoing)

Development & Evaluation	
Implementation & Construction	
Operations Activation	

Budget and Funding

FY22 Current Budget	YTD % Budget Expended
\$19.03	141%

FY22 Funding Sources	YTD Expended
Formula	\$0.00
PRIIA	\$0.00
Other	\$0.00
Federal Subtotal	\$0.00
System Performance	\$10.04
Reimbursable/Other	\$0.00
DC Dedicated Funding	\$5.22
MD Dedicated Funding	\$4.88
VA Non-Restricted Dedicated Funding	\$3.48
VA Restricted Dedicated Funding	\$1.03
Local Subtotal	\$25.42
Debt	\$0.77
Net Accruals	\$1.39
Total FY22 Expenditures	\$26.81



WASHINGTON METROPOLITAN AREA TRANSIT AUTHORITY

(CIP0213)

Top 20 Active Contracts by Allocated CIP Value

Contract Number	Vendor	Activity	Contract Value	Allocated CIP Value	Contract Start Date	Contract Expiration Date
FQ15190A	AECOM, USA, INC.	consult	\$30,500,000	\$17,176,509	3/29/2018	3/28/2023
FQ18033F	DHA/RK&K Joint Venture	consult	\$78,000,000	\$6,472,321	8/16/2018	8/16/2023
FQ15190A-FY19	AECOM, USA, INC.	consult	\$0	\$3,872,352	3/22/2019	6/30/2022
FQ10218-18	WSP USA Inc.	consult	\$26,900,640	\$858,905	10/6/2017	12/31/2019
FQ15005A	AECOM, USA, INC.	consult	\$9,307,449	\$764,935	6/5/2015	5/31/2020
FQ15190D-FY19	WSP USA Inc.	consult	\$0	\$581,718	3/22/2019	3/28/2023
FQ18033C	WSP USA Inc.	consult	\$70,000,000	\$127,719	8/15/2018	8/15/2023



WASHINGTON METROPOLITAN AREA TRANSIT AUTHORITY

(CIP0219) Rail Station Lighting Improvements

FY2022 Q4

Initiative Type: Program
 Investment Program: Station Systems
 Investment Category: Stations and Passenger Facilities

Mode: Rail
 Location: Systemwide

Description

This program improves the lighting and illumination levels within rail stations, including mezzanines, lower level platforms and track beds of Metrorail stations. In addition, exterior lighting as customers access the stations including station pathways and bus loops, are also replaced through this program.



Expected Outcome

Provides sufficient lighting to improve customer and employee safety and security as measured by the Metrorail customer injury rate performance as indicator [FY20 target of less than 1.40 injuries per million passengers], and the rate of crimes against passengers performance indicator [FY20 target of less than 5.3 crimes per million passengers or fewer]. In addition, newer lights are more efficient and reduce Metro's energy consumption.

Strategic Drivers



Overall Status

(Programs are ongoing)

Development & Evaluation	
Implementation & Construction	
Operations Activation	

Metro anticipates releasing an RFP for edge lighting installation at the 49 remaining stations and completing escalator incline lighting work in FY2023. Designs for above ground station site lighting at 12 priority stations are progressing.

Budget and Funding

FY22 Current Budget	YTD % Budget Expended
\$26.06	11%

FY22 Funding Sources	YTD Expended
Formula	\$1.09
PRIIA	\$0.00
Other	\$0.00
Federal Subtotal	\$1.09
System Performance	\$0.23
Reimbursable/Other	\$0.00
DC Dedicated Funding	\$0.84
MD Dedicated Funding	\$0.78
VA Non-Restricted Dedicated Funding	\$0.56
VA Restricted Dedicated Funding	\$0.17
Local Subtotal	\$2.58
Debt	\$0.00
Net Accruals	(\$0.68)
Total FY22 Expenditures	\$2.99



WASHINGTON METROPOLITAN AREA TRANSIT AUTHORITY

(CIP0219)

Top 20 Active Contracts by Allocated CIP Value

Contract Number	Vendor	Activity	Contract Value	Allocated CIP Value	Contract Start Date	Contract Expiration Date
FQ17179	M.C. Dean, Inc.	construction	\$64,178,998	\$8,738,049	4/17/2018	4/2/2021
FQ15191-FY19	Gannett Fleming-Parsons Joint Venture II	consult	\$75,000,000	\$1,743,715	5/2/2017	12/31/2021
FQ15192-FY18	Mott MacDonald I&E, LLC	consult	\$60,000,000	\$1,245,151	3/8/2017	12/31/2019
FQ17044A	Aldridge Electric Inc	construction	\$0	\$881,745	12/27/2018	6/30/2020
FQ18033A	Parsons Transportation Group Inc	consult	\$50,000,000	\$581,111	9/24/2018	9/24/2023
FQ15191-FY18	Gannett Fleming-Parsons Joint Venture II	consult	\$100,000,000	\$450,295	2/11/2017	3/31/2020
FQ16148	C3M Power Systems, LLC	construction	\$96,659,772	\$348,593	8/7/2017	10/25/2022
FQ18033B	HNTB Corporation	consult	\$65,000,000	\$331,990	8/2/2018	8/2/2023
CQ16105	C N Robinson Lighting Supply	equip_matl	\$5,000,000	\$85,033	3/25/2016	4/30/2021
FQ17044O	Orion Management LLC	construction	\$11,789,771	\$60,816	12/27/2018	6/30/2022
FQ18033G	Gannett Fleming Engineers and Architects	consult	\$90,000,000	\$50,000	8/23/2018	8/23/2023
CQ18173-COOP	Graybar Electric Co Inc	equip_matl	\$5,000,000	\$8,029	10/30/2018	1/31/2023



WASHINGTON METROPOLITAN AREA TRANSIT AUTHORITY

(CIP0220) Bus Planning Studies Program

FY2022 Q4

Initiative Type: Program
 Investment Program: Passenger Facilities/Systems
 Investment Category: Bus, Bus Facilities and Paratransit

Mode: Bus
 Location: Systemwide

Description


This program advances Metrobus planning studies necessary to sustain the network of services and facilities. Efforts focus on service plans, customer information, facilities management, bus stop accessibility, transit operations, traffic management and service delivery.



Expected Outcome

Optimizes bus service levels and delivery by Metro and other bus services across the metro region.

Strategic Drivers

 Safety	 Security	 Reliability/SGR
---	--	---

Overall Status

(Programs are ongoing)

Development & Evaluation	
Implementation & Construction	
Operations Activation	

Metro is advancing studies related to (1) Annual Line Performance Report; (2) Bus Planning Software (3) Silver Spring Metrobus Facility - Feasibility Study.

Budget and Funding

FY22 Current Budget	YTD % Budget Expended
\$1.60	52%

FY22 Funding Sources	YTD Expended
Formula	\$0.00
PRIIA	\$0.00
Other	\$0.00
Federal Subtotal	\$0.00
System Performance	\$0.98
Reimbursable/Other	\$0.00
DC Dedicated Funding	\$0.00
MD Dedicated Funding	\$0.00
VA Non-Restricted Dedicated Funding	\$0.00
VA Restricted Dedicated Funding	\$0.00
Local Subtotal	\$0.98
Debt	\$0.00
Net Accruals	(\$0.14)
Total FY22 Expenditures	\$0.84



WASHINGTON METROPOLITAN AREA TRANSIT AUTHORITY

(CIP0220)

Top 20 Active Contracts by Allocated CIP Value

Contract Number	Vendor	Activity	Contract Value	Allocated CIP Value	Contract Start Date	Contract Expiration Date
FQ18033D	Jacobs Engineering Group, Inc.	consult	\$84,500,000	\$545,193	8/21/2018	8/21/2023
C20102L	WSP USA Inc.	planning	\$2,062,556	\$463,949	10/1/2020	9/30/2023
C20102K	VHB - Vanasse Hangen Brustlin, Inc.	planning	\$707,534	\$392,740	10/1/2020	9/30/2023
FQ15005A	AECOM, USA, INC.	planning	\$10,003,061	\$327,157	6/5/2015	9/30/2020
CPLAN222056-KJC	Via Transportation Inc	consult	\$245,365	\$245,365	4/29/2022	4/28/2023
C20102A	AECOM, USA, INC.	planning	\$1,009,851	\$197,830	10/1/2020	9/30/2023
FQ15005B	Kimley-Horn and Associates, Inc.	planning	\$5,107,625	\$148,650	6/16/2015	4/30/2021
FQ15205	Sharp And Company	consult	\$2,269,974	\$24,036	1/8/2016	1/7/2020



WASHINGTON METROPOLITAN AREA TRANSIT AUTHORITY

(CIP0221) Bus Customer Facility Improvements

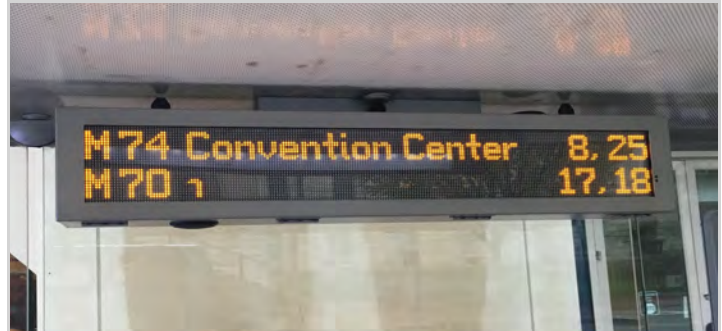
FY2022 Q4

Initiative Type: Program
 Investment Program: Passenger Facilities/Systems
 Investment Category: Bus, Bus Facilities and Paratransit

Mode: Bus
 Location: Systemwide

Description

This program upgrades Metrobus facilities and amenities to achieve and maintain a state of good repair and improve delivery of customer information.



Expected Outcome

Provides more comfortable bus shelters and improves compliance with ADA guidelines. Improves customer communication and information through proper signage, maps and schedules for riders to clearly see bus stops and bus route timetables resulting in improved bus customer satisfaction.

Strategic Drivers



Safety



Security



Reliability/SGR

Overall Status

(Programs are ongoing)

Development & Evaluation	
Implementation & Construction	
Operations Activation	

Metro installed 117 customer information electronic displays in FY2022. Installation of new bus shelters at College Park-UMD is ongoing, with anticipated completion in FY2023.

Budget and Funding

FY22 Current Budget	YTD % Budget Expended
\$11.65	41%

FY22 Funding Sources	YTD Expended
Formula	\$0.00
PRIIA	\$0.00
Other	\$0.00
Federal Subtotal	\$0.00
System Performance	\$0.65
Reimbursable/Other	\$0.00
DC Dedicated Funding	\$1.70
MD Dedicated Funding	\$1.59
VA Non-Restricted Dedicated Funding	\$1.14
VA Restricted Dedicated Funding	\$0.34
Local Subtotal	\$5.42
Debt	\$0.00
Net Accruals	(\$0.61)
Total FY22 Expenditures	\$4.82



WASHINGTON METROPOLITAN AREA TRANSIT AUTHORITY

(CIP0221)

Top 20 Active Contracts by Allocated CIP Value

Contract Number	Vendor	Activity	Contract Value	Allocated CIP Value	Contract Start Date	Contract Expiration Date
FQ18155	Luminator Technology Group, Inc.	equip_matl	\$10,043,584	\$4,318,065	2/28/2019	2/27/2023
FQ19273D	ADP Consultants, Inc.	construction	\$2,604,621	\$2,104,620	9/21/2020	4/12/2023
FQ18110	CHK America Inc	equip_matl	\$14,443,906	\$1,199,905	4/12/2018	4/11/2023
FQ18033F	DHA/RK&K Joint Venture	consult	\$70,000,000	\$601,443	8/16/2018	8/16/2023
FQ19172Q	CSI Engineering P C	consult	\$500,000	\$436,266	10/3/2019	10/3/2024
FQ18033B	HNTB Corporation	engineering	\$65,000,000	\$379,603	8/2/2018	8/2/2023
FQ19223	Swiftly, Inc.	it_software_oth	\$1,173,500	\$300,000	2/24/2020	2/23/2023
F20160	Transit Information Products	equip_matl	\$276,750	\$276,750	6/8/2020	6/30/2021
FQ17044A	Aldridge Electric Inc	construction	\$0	\$209,000	12/27/2018	6/30/2020
FQ18033G	Gannett Fleming Engineers and Architects	consult	\$90,000,000	\$100,000	8/23/2018	8/23/2023
CQ15092A	Mb Staffing Services LLC	consult	\$6,107,024	\$73,730	3/31/2015	3/31/2020
FQ15192-FY18	Mott MacDonald I&E, LLC	consult	\$75,000,000	\$70,000	3/8/2017	12/31/2019
FQ19273C	Wycliffe Technologies, Inc.	construction	\$120,781	\$32,961	4/13/2020	4/12/2023
FQ16036D	Signature Renovations LLC	construction	\$9,266,001	\$31,915	10/10/2017	10/9/2022
FQ17044E	eVigilant Security	construction	\$9,000,000	\$25,433	8/9/2018	6/30/2020



WASHINGTON METROPOLITAN AREA TRANSIT AUTHORITY

(CIP0225) Heavy Repair and Overhaul Facility

FY2022 Q4

Initiative Type: Project
 Investment Program: Maintenance Facilities
 Investment Category: Railcar and Railcar Facilities

Mode: Rail
 Location: Pennsy Dr. Landover

Description

This project constructs a new Heavy Repair and Overhaul (HRO) Facility in Landover, MD. This will consolidate Railcar Overhaul functions into a dedicated facility. Currently, Railcar rehabilitation and overhaul are split between Brentwood and Greenbelt Rail Yards.



Expected Outcome

Improves the efficiency of railcar maintenance by consolidating overhaul operations into one facility. Also provides workers with a modern facility and shop equipment.

Strategic Drivers

Safety	Security	Reliability/SGR

Overall Status

Development & Evaluation	X
Implementation & Construction	X
Operations Activation	

Pre-construction phase 1 (60 percent design packages) has been extended due to various design changes. Phase 2 (demolition, site preparation, and foundation work) are anticipated to proceed in mid-FY2023.

Budget and Funding

FY22 Current Budget	YTD % Budget Expended
\$75.30	28%

FY22 Funding Sources	YTD Expended
Formula	\$5.72
PRIIA	\$0.00
Other	\$0.00
Federal Subtotal	\$5.72
System Performance	(\$0.04)
Reimbursable/Other	\$0.00
DC Dedicated Funding	\$1.12
MD Dedicated Funding	\$1.05
VA Non-Restricted Dedicated Funding	\$0.75
VA Restricted Dedicated Funding	\$0.22
Local Subtotal	\$14.36
Debt	\$11.26
Net Accruals	\$0.72
Total FY22 Expenditures	\$20.80

Notes: All figures are preliminary and unaudited.



WASHINGTON METROPOLITAN AREA TRANSIT AUTHORITY

(CIP0225)

Top 20 Active Contracts by Allocated CIP Value

Contract Number	Vendor	Activity	Contract Value	Allocated CIP Value	Contract Start Date	Contract Expiration Date
FQ18033D	Jacobs Engineering Group, Inc.	engineering	\$84,500,000	\$5,841,782	8/21/2018	8/21/2023
FQ19172L	Johnson, Mirmiran & Thompson Inc.	engineering	\$5,000,000	\$636,361	10/3/2019	10/3/2024
FQ15192-FY18	Mott MacDonald I&E, LLC	consult	\$75,000,000	\$456,333	3/8/2017	12/31/2019
FQ19172M	Mott MacDonald-WSP Joint Venture	engineering	\$50,000,000	\$365,938	10/3/2019	10/3/2024
FQ15190B	HNTB Corporation	consult	\$0	\$355,491	3/29/2018	3/28/2023
17COUN024_H L	Hogan Lovells US LLP	consult	\$1,097,480	\$237,308	7/1/2017	6/30/2020
FQ18033G	Gannett Fleming Engineers and Architects	consult	\$90,000,000	\$200,000	8/23/2018	8/23/2023
FQ19267	Hensel Phelps Construction Co	construction	\$12,207,966	\$200,000	9/1/2020	9/1/2022
C20147	K&J Consulting Services Inc	construction	\$19,773,890	\$120,000	9/30/2020	10/31/2025
FQ18033C	WSP USA Inc.	consult	\$60,000,000	\$76,656	8/15/2018	8/15/2023
17COUN042	Diversified Property Services Inc	consult	\$237,738	\$70,731	10/2/2018	10/2/2021
FQ18033B	HNTB Corporation	engineering	\$65,000,000	\$60,000	8/2/2018	8/2/2023



WASHINGTON METROPOLITAN AREA TRANSIT AUTHORITY

(CIP0231) Good Luck Road Facility

FY2022 Q4

Initiative Type: Project
 Investment Program: Support Equipment/Services
 Investment Category: Business and Operations Support

Mode: Systemwide
 Location: Lanham, MD

Description

This project builds out the Good Luck Road facility, the Metro support facility for printing, maintenance functions, and storage.



Expected Outcome

Increase workforce productivity and manage operating cost by consolidating multiple leased warehouse and other facilities into a single Metro owned facility.

Strategic Drivers

 Safety	 Security	 Reliability/SGR
------------	--------------	---------------------

Overall Status

Development & Evaluation	
Implementation & Construction	X
Operations Activation	

Metro is currently upgrading security and electrical systems. Roof replacement, and the installation of a new guard booth and perimeter fencing have been completed.

Budget and Funding

FY22 Current Budget	YTD % Budget Expended
\$0.86	354%

FY22 Funding Sources	YTD Expended
Formula	\$0.00
PRIIA	\$0.00
Other	\$0.00
Federal Subtotal	\$0.00
System Performance	\$0.42
Reimbursable/Other	\$0.00
DC Dedicated Funding	\$0.82
MD Dedicated Funding	\$0.77
VA Non-Restricted Dedicated Funding	\$0.55
VA Restricted Dedicated Funding	\$0.16
Local Subtotal	\$2.73
Debt	\$0.00
Net Accruals	\$0.33
Total FY22 Expenditures	\$3.05



WASHINGTON METROPOLITAN AREA TRANSIT AUTHORITY

(CIP0231)

Top 20 Active Contracts by Allocated CIP Value

Contract Number	Vendor	Activity	Contract Value	Allocated CIP Value	Contract Start Date	Contract Expiration Date
FQ18033G	Gannett Fleming Engineers and Architects	consult	\$90,000,000	\$2,182,950	8/23/2018	8/23/2023
CFRADS2000212	Atlantic Graphic Systems Inc	construction	\$490,528	\$490,528	8/21/2020	10/21/2020
FQ19021C	Patuxent Roofing and Contracting, Inc.	construction	\$20,000,000	\$471,554	9/30/2019	9/29/2021
FQ17125	W M Schlosser Co Inc	construction	\$0	\$386,789	1/20/2018	7/1/2020
FQ18033F	DHA/RK&K Joint Venture	consult	\$55,000,000	\$122,820	8/16/2018	8/16/2023
FQ18033C	WSP USA Inc.	consult	\$60,000,000	\$100,000	8/15/2018	8/15/2023
FQ15191-FY19	Gannett Fleming-Parsons Joint Venture II	engineering		\$52,578	5/2/2017	6/30/2020
FQ19273A	Consolidated Construction & Engineering	construction	\$500,000	\$47,784	4/13/2020	4/12/2023
FQ16036-G	F.H. Paschen, S.N. Nielsen & Assoc., LLC	construction	\$4,137,195	\$12,878	10/15/2018	10/9/2022
FQ15191-FY18	Gannett Fleming-Parsons Joint Venture II	consult	\$100,000,000	\$10,000	2/11/2017	3/31/2020
FQ17044E	eVigilant Security	construction	\$0	\$3,448	8/9/2018	6/30/2022



WASHINGTON METROPOLITAN AREA TRANSIT AUTHORITY

(CIP0241) Flood Resiliency Infrastructure Upgrades

FY2022 Q4

Initiative Type: Project
 Investment Program: Station Systems
 Investment Category: Stations and Passenger Facilities

Mode: Rail
 Location: Systemwide

Description

Since the opening of the first Metro line over 40 years ago, changes in local development, aging of the system, updates in design guidelines and criteria, and the effects of extreme weather events have led to flooding vulnerabilities in the system. This project will assess and construct solutions to protect stations from flood waters entering into the rail system.



Expected Outcome

Reduces disruption to revenue service and increases passenger safety by mitigating the risk of fire, smoke, and other incidents caused by water intrusion into Metrorail tunnels and stations as measured by the Rail Infrastructure Availability performance indicator [FY20 target less than 3.8% of track under performance restrictions] and the number of fire incidents performance indicator [FY20 target of less than 50 incidents annually]. Protects Metro infrastructure and equipment which reduces the frequency and cost of repairs and replacements.

Strategic Drivers

 Safety	 Security	 Reliability/SGR
-------------------	---------------------	----------------------------

Overall Status

Development & Evaluation	X
Implementation & Construction	
Operations Activation	

Metro is advancing the design for solutions to flooding issues at 18 underground utility locations. Metro is also assessing the effectiveness of previously raised vent shafts in advance of developing comprehensive flood mitigation solutions for stations.

Budget and Funding

FY22 Current Budget	YTD % Budget Expended
\$0.69	154%

FY22 Funding Sources	YTD Expended
Formula	\$0.00
PRIIA	\$0.00
Other	\$0.00
Federal Subtotal	\$0.00
System Performance	\$0.57
Reimbursable/Other	\$0.00
DC Dedicated Funding	\$0.13
MD Dedicated Funding	\$0.12
VA Non-Restricted Dedicated Funding	\$0.09
VA Restricted Dedicated Funding	\$0.03
Local Subtotal	\$0.94
Debt	\$0.00
Net Accruals	\$0.12
Total FY22 Expenditures	\$1.06

Notes: All figures are preliminary and unaudited.



WASHINGTON METROPOLITAN AREA TRANSIT AUTHORITY

(CIP0241)

Top 20 Active Contracts by Allocated CIP Value

Contract Number	Vendor	Activity	Contract Value	Allocated CIP Value	Contract Start Date	Contract Expiration Date
FQ18033I	AECOM-STV JV	consult	\$40,000,000	\$1,344,170	7/1/2018	6/30/2025
FQ19172D	Jacobs Engineering Group, Inc.	engineering	\$3,500,000	\$958,890	10/3/2019	10/3/2024
FQ19172M	Mott MacDonald-WSP Joint Venture	engineering	\$51,000,000	\$879,354	10/3/2019	10/3/2024
FQ16036-G	F.H. Paschen, S.N. Nielsen & Assoc., LLC	construction	\$819,000	\$819,000	10/15/2018	10/9/2022
FQ16036A	Potomac Construction Co Inc	construction	\$25,000,000	\$515,461	10/10/2017	10/9/2022
FQ15191-FY18	Gannett Fleming-Parsons Joint Venture II	consult	\$100,000,000	\$263,713	2/11/2017	3/31/2020
FQ16036B	The Matthews Group, Inc. T/A TMG Constru	construction	\$1,932,810	\$165,343	10/10/2017	10/9/2022



WASHINGTON METROPOLITAN AREA TRANSIT AUTHORITY

(CIP0242) Rail System Drainage Rehabilitation Program

FY2022 Q4

Initiative Type: Program
 Investment Program: Station Systems
 Investment Category: Stations and Passenger Facilities

Mode: Rail
 Location: Systemwide

Description



This program replaces and improves drainage pumping stations that have exceeded their lifecycle throughout the Metrorail system and supports implementation of flood resiliency improvements.



Expected Outcome

Reduces disruption to revenue service and mitigates some of the risk of fire, smoke, and other incidents caused by excess water collecting within Metrorail tunnels and stations as measured by the Rail Infrastructure Availability performance indicator [FY20 target less than 3.8% of track under performance restrictions]. Protects Metro infrastructure and equipment which reduces the frequency and cost of repairs and replacements and helps prevent potential safety issues.

Strategic Drivers

 Safety	 Security	 Reliability/SGR
--	---	--

Overall Status

(Programs are ongoing)

Development & Evaluation	
Implementation & Construction	
Operations Activation	

Drainage pump replacement work is ongoing at Wheaton and Federal Triangle (four additional locations are planned).

Budget and Funding

FY22 Current Budget	YTD % Budget Expended
\$15.10	56%

FY22 Funding Sources	YTD Expended
Formula	\$0.00
PRIIA	\$0.00
Other	\$0.40
Federal Subtotal	\$0.40
System Performance	\$0.43
Reimbursable/Other	\$0.00
DC Dedicated Funding	\$2.37
MD Dedicated Funding	\$2.22
VA Non-Restricted Dedicated Funding	\$1.58
VA Restricted Dedicated Funding	\$0.47
Local Subtotal	\$7.07
Debt	\$0.00
Net Accruals	\$0.92
Total FY22 Expenditures	\$8.40



WASHINGTON METROPOLITAN AREA TRANSIT AUTHORITY

(CIP0242)

Top 20 Active Contracts by Allocated CIP Value

Contract Number	Vendor	Activity	Contract Value	Allocated CIP Value	Contract Start Date	Contract Expiration Date
FIRPG211167	M & M Welding & Fabricators Inc	construction	\$26,800,200	\$10,814,518	9/24/2021	9/23/2024
FQ15191-FY18	Gannett Fleming-Parsons Joint Venture II	consult	\$100,000,000	\$1,378,251	2/11/2017	3/31/2020
FQ18033F	DHA/RK&K Joint Venture	consult	\$78,000,000	\$714,683	8/16/2018	8/16/2023
FQ15191-FY19	Gannett Fleming-Parsons Joint Venture II	engineering	\$70,000,000	\$212,874	5/2/2017	6/30/2021
FQ15192-FY18	Mott MacDonald I&E, LLC	consult	\$75,000,000	\$100,000	3/8/2017	12/31/2019
FQ18033G	Gannett Fleming Engineers and Architects	engineering	\$82,000,000	\$100,000	8/23/2018	8/23/2023
FQ17080	M & M Welding & Fabricators Inc	construction	\$10,367,542	\$82,043	9/29/2017	6/30/2021
FQ18033A	Parsons Transportation Group Inc	consult	\$45,000,000	\$1,620	9/24/2018	9/24/2023
FQ18033B	HNTB Corporation	engineering	\$65,000,000	\$397	8/2/2018	8/2/2023



WASHINGTON METROPOLITAN AREA TRANSIT AUTHORITY

(CIP0246) General Engineering

FY2022 Q4

Initiative Type: Program
 Investment Program: Fixed Rail
 Investment Category: Track and Structures Rehabilitation

Mode: Rail
 Location: Systemwide

Description

This program provides general engineering support services for the development of architectural and engineering concept designs to help define the capital projects and address needs that may not be captured as part of other larger capital initiatives. This program helps resolve high-priority issues identified by Metro's engineers.



Expected Outcome

Develops engineering solutions for maintenance and improvement needs that could lead to a capital investment.

Strategic Drivers

 Safety	 Security	 Reliability/SGR
-------------------	---------------------	----------------------------

Overall Status

(Programs are ongoing)

Development & Evaluation	
Implementation & Construction	
Operations Activation	

Metro will begin systemwide bridge inspections and load bearing ratings in FY2023. Metro is also updating its Building information modeling manual.

Budget and Funding

FY22 Current Budget	YTD % Budget Expended
\$11.11	147%

FY22 Funding Sources	YTD Expended
Formula	\$0.00
PRIIA	\$0.00
Other	\$0.00
Federal Subtotal	\$0.00
System Performance	\$3.35
Reimbursable/Other	\$0.00
DC Dedicated Funding	\$3.67
MD Dedicated Funding	\$3.44
VA Non-Restricted Dedicated Funding	\$2.45
VA Restricted Dedicated Funding	\$0.73
Local Subtotal	\$13.64
Debt	\$0.00
Net Accruals	\$2.66
Total FY22 Expenditures	\$16.30



WASHINGTON METROPOLITAN AREA TRANSIT AUTHORITY

(CIP0246)

Top 20 Active Contracts by Allocated CIP Value

Contract Number	Vendor	Activity	Contract Value	Allocated CIP Value	Contract Start Date	Contract Expiration Date
FQ19172M	Mott MacDonald-WSP Joint Venture	engineering	\$50,000,000	\$3,111,522	10/3/2019	10/3/2024
FQ18033C	WSP USA Inc.	consult	\$65,000,000	\$961,781	8/15/2018	8/15/2023
FQ15191-FY18	Gannett Fleming-Parsons Joint Venture II	consult	\$100,000,000	\$724,435	2/11/2017	3/31/2020
CENGA211235	DLT Solutions, LLC	it_software_oth	\$510,484	\$510,484	6/30/2021	6/30/2024
FQ18033A	Parsons Transportation Group Inc	consult	\$55,000,000	\$461,393	9/24/2018	9/24/2023
FQ15191-FY17R	Gannett Fleming-Parsons Joint Venture II	engineering	\$40,000,000	\$302,064	7/1/2016	7/31/2020
FQ19172G	Gannett Fleming Engineers and Architects	engineering	\$70,250,000	\$291,749	10/3/2019	10/3/2024
FQ19172R	KGP Design Studio LLC.	engineering	\$300,000	\$289,596	10/3/2019	10/3/2024
FQ19172KGP	KGP Design Studio, LLC	engineering	\$300,000	\$289,596	10/3/2019	10/3/2024
FQ18033B	HNTB Corporation	consult	\$65,000,000	\$200,000	8/2/2018	8/2/2023
FQ18033F	DHA/RK&K Joint Venture	consult	\$60,000,000	\$150,255	8/16/2018	8/16/2023
FQ18033I	AECOM-STV JV	engineering	\$70,000,000	\$134,036	7/1/2018	6/30/2025
FQ15191-FY19	Gannett Fleming-Parsons Joint Venture II	engineering	\$75,000,000	\$9,866	5/2/2017	12/31/2021



WASHINGTON METROPOLITAN AREA TRANSIT AUTHORITY

(CIP0247) Emergency Construction and Emerging Needs Program

FY2022 Q4

Initiative Type: Program
 Investment Program: Fixed Rail
 Investment Category: Track and Structures Rehabilitation

Mode: Rail
 Location: Systemwide

Description

This program supports emergent and emergency needs that arise across the system beyond the scope of other established capital investments.



Expected Outcome

Resolves emergency and emergent issues that impact Metro service and reliability.

Strategic Drivers



Safety



Security



Reliability/SGR

Overall Status

(Programs are ongoing)

Development & Evaluation	
Implementation & Construction	
Operations Activation	

Constructing of a ledge to catch debris at Gallery Place and concrete work at the Southern Ave parking garage deck are ongoing. Waterproofing of the mechanical room at Bethesda, mitigation of hazards at the L'Enfant Plaza station entrance, and mitigation of hazards at platforms rehabilitated in the Platform 1 project were completed in FY2022.

Budget and Funding

FY22 Current Budget	YTD % Budget Expended
\$60.95	8%

FY22 Funding Sources	YTD Expended
Formula	\$0.00
PRIIA	\$0.00
Other	\$0.00
Federal Subtotal	\$0.00
System Performance	\$0.70
Reimbursable/Other	\$0.00
DC Dedicated Funding	\$1.29
MD Dedicated Funding	\$1.21
VA Non-Restricted Dedicated Funding	\$0.86
VA Restricted Dedicated Funding	\$0.26
Local Subtotal	\$4.32
Debt	\$0.00
Net Accruals	\$0.42
Total FY22 Expenditures	\$4.74



WASHINGTON METROPOLITAN AREA TRANSIT AUTHORITY

(CIP0247)

Top 20 Active Contracts by Allocated CIP Value

Contract Number	Vendor	Activity	Contract Value	Allocated CIP Value	Contract Start Date	Contract Expiration Date
FQ18033G	Gannett Fleming Engineers and Architects	consult	\$90,000,000	\$1,782,950	8/23/2018	8/23/2023
FQ16036B	The Matthews Group, Inc. T/A TMG Constru	construction	\$18,896,292	\$964,066	10/10/2017	10/9/2022
FQ16036D	Signature Renovations LLC	construction	\$15,000,000	\$585,800	10/10/2017	10/9/2022
FQ19273A	Consolidated Construction & Engineering	construction	\$669,430	\$169,430	4/13/2020	4/12/2023
FQ18033F	DHA/RK&K Joint Venture	consult	\$55,000,000	\$122,820	8/16/2018	8/16/2023
FQ15191-FY18	Gannett Fleming-Parsons Joint Venture II	consult	\$100,000,000	\$120,000	2/11/2017	3/31/2020
FQ19273C	Wycliffe Technologies, Inc.	construction	\$120,781	\$87,820	4/13/2020	4/12/2023
FQ16036A	Potomac Construction Co Inc	construction	\$25,000,000	\$45,045	10/10/2017	10/9/2022
FQ16036-E	W M Schlosser Co Inc	construction	\$8,935,657	\$45,000	10/11/2018	10/9/2022
FQ19021A	DJB Contracting Inc	construction	\$100,000,000	\$44,698	9/30/2019	9/29/2021



WASHINGTON METROPOLITAN AREA TRANSIT AUTHORITY

(CIP0251) Automatic Train Control State of Good Repair

FY2022 Q4

Initiative Type: Program
 Investment Program: Signals & Communications
 Investment Category: Rail Systems

Mode: Rail
 Location: Systemwide

Description

This program replaces aging Automatic Train Control (ATC) systems, Train Control Room (TCR) infrastructure and wayside equipment. Obsolete and failing equipment must be replaced at intervals ranging from 20 to 40 years.



Expected Outcome

Increases the safety of Metrorail operations and provides reliable signal operation to minimize disruptions to rail service as measured by the Rail Infrastructure Availability performance indicator [FY20 target less than 3.8% of track under performance restrictions] and the Metrorail customer injury rate performance indicator [FY20 target of less than 1.40 injuries per million passengers] and prevent potential safety issues.

Strategic Drivers

 Safety	 Security	 Reliability/SGR
-------------------	---------------------	----------------------------

Overall Status

(Programs are ongoing)

Development & Evaluation	
Implementation & Construction	
Operations Activation	

Metro completed major work on the Alexandria Yard train control bungalows in Q4. Metro also continued to test power supplies at various locations and completed training for the new switch machine power supply replacements. A contract is anticipated to be awarded in Q1 of FY2023 for the replacement of ATC equipment at 14 locations and the renewal of 24 train control rooms.

Budget and Funding

FY22 Current Budget	YTD % Budget Expended
\$57.16	59%

FY22 Funding Sources	YTD Expended
Formula	\$0.00
PRIIA	\$15.05
Other	\$0.00
Federal Subtotal	\$15.05
System Performance	\$0.55
Reimbursable/Other	\$0.00
DC Dedicated Funding	\$5.55
MD Dedicated Funding	\$5.19
VA Non-Restricted Dedicated Funding	\$3.70
VA Restricted Dedicated Funding	\$1.10
Local Subtotal	\$18.90
Debt	\$2.81
Net Accruals	\$0.03
Total FY22 Expenditures	\$33.98



WASHINGTON METROPOLITAN AREA TRANSIT AUTHORITY

(CIP0251) Top 20 Active Contracts by Allocated CIP Value

Contract Number	Vendor	Activity	Contract Value	Allocated CIP Value	Contract Start Date	Contract Expiration Date
FQ18070	B&C Transit Consultants Inc.	construction	\$6,040,000	\$5,988,855	11/5/2018	11/9/2021
FSSRP222180	HITACHI Rail STS USA, Inc.	construction	\$3,219,810	\$3,219,810	5/9/2022	5/8/2027
FQ15192-FY20	Mott MacDonald I&E, LLC	engineering	\$46,000,000	\$2,404,472	7/18/2019	8/1/2021
FQ18033A	Parsons Transportation Group Inc	consult	\$56,700,000	\$2,167,982	9/24/2018	9/24/2023
FQ16148	C3M Power Systems, LLC	construction	\$120,084,837	\$1,983,507	8/7/2017	10/25/2022
FQ18050 (A)	Prysmian Group Specialty Cables LLC	equip_matl	\$0	\$1,522,039	4/18/2018	4/22/2023
FQ18033F	DHA/RK&K Joint Venture	consult	\$74,000,000	\$1,063,880	8/16/2018	8/16/2023
CQ18173-COOP	Graybar Electric Co Inc	equip_matl	\$5,000,000	\$893,765	10/30/2018	1/31/2023
FQ19187	Alstom Signaling Inc	equip_matl	\$5,136,803	\$804,113	2/28/2019	9/8/2020
FQ15192-FY18	Mott MacDonald I&E, LLC	engineering	\$75,000,000	\$737,474	3/8/2017	12/31/2019
FATCM200227	HITACHI Rail STS USA, Inc.	equip_matl	\$510,822	\$510,822	9/30/2020	9/30/2021
FQ19275A	HITACHI Rail STS USA, Inc.	equip_matl	\$0	\$432,888	6/11/2020	11/4/2022
FQ15192-FY19	Mott MacDonald I&E, LLC	engineering	\$100,000,000	\$313,674	11/4/2017	6/30/2020
FQ18191	RailComm	equip_matl	\$267,144	\$267,144	7/23/2018	7/22/2023
FQ18033I	AECOM-STV JV	consult	\$71,000,000	\$249,771	7/1/2018	6/30/2025
FQ13065	Ideal Electrical Supply Corp	equip_matl	\$8,036,000	\$229,180	10/3/2013	10/6/2019
C20147	K&J Consulting Services Inc	construction	\$19,773,890	\$195,000	9/30/2020	10/31/2025
FQ17132	Unitrac Railroad Materials, Inc.	equip_matl	\$4,001,839	\$192,870	3/2/2018	3/1/2023
FQ18134	M.C. Dean, Inc.	construction	\$27,109,629	\$128,601	1/2/2019	12/31/2023
FQ18033G	Gannett Fleming Engineers and Architects	consult	\$90,000,000	\$120,000	8/23/2018	8/23/2023



WASHINGTON METROPOLITAN AREA TRANSIT AUTHORITY

(CIP0252) Low Voltage Power State of Good Repair

FY2022 Q4

Initiative Type: Program
 Investment Program: Station Systems
 Investment Category: Stations and Passenger Facilities

Mode: Rail
 Location: Farragut West, Foggy Bottom, Arlington Cemetery, Crystal City, Deanwood, East Falls Church, Vienna, Gallery Place, Silver Spring

Description

This program replaces low voltage power systems, improves various power components, and maintains existing low voltage power systems in a state of good repair.



Expected Outcome

Maintains the reliability of systems that support service by keeping the infrastructure that provides power to station lighting, HVAC, elevators and escalators, train control and communication systems, drainage pumping stations, and other Metrorail station infrastructure in a state of good repair.

Strategic Drivers

 Safety	 Security	 Reliability/SGR
---	--	---

Overall Status

(Programs are ongoing)

Development & Evaluation	
Implementation & Construction	
Operations Activation	

Metro currently has ongoing contracts to rehabilitate 18 AC Switchgear Rooms. Twenty-six locations have completed Uninterruptable Power Supply (UPS) replacement in FY2022.

Budget and Funding

FY22 Current Budget	YTD % Budget Expended
\$35.98	85%

FY22 Funding Sources	YTD Expended
Formula	\$19.34
PRIIA	\$0.00
Other	\$0.00
Federal Subtotal	\$19.34
System Performance	\$2.77
Reimbursable/Other	\$0.00
DC Dedicated Funding	\$2.93
MD Dedicated Funding	\$2.74
VA Non-Restricted Dedicated Funding	\$1.96
VA Restricted Dedicated Funding	\$0.58
Local Subtotal	\$11.06
Debt	\$0.08
Net Accruals	\$0.11
Total FY22 Expenditures	\$30.51

Notes: All figures are preliminary and unaudited.



WASHINGTON METROPOLITAN AREA TRANSIT AUTHORITY

(CIP0252)

Top 20 Active Contracts by Allocated CIP Value

Contract Number	Vendor	Activity	Contract Value	Allocated CIP Value	Contract Start Date	Contract Expiration Date
FQ16036A	Potomac Construction Co Inc	construction	\$17,933,366	\$4,900,000	10/10/2017	10/9/2022
FQ16148	C3M Power Systems, LLC	construction	\$120,084,837	\$2,784,712	8/7/2017	10/25/2022
FQ18033G	Gannett Fleming Engineers and Architects	consult	\$90,000,000	\$2,758,305	8/23/2018	8/23/2023
FQ11289-FY17	Potomac Construction Co Inc	construction	\$0	\$2,214,825	1/12/2017	11/30/2019
FQ19152	Benning Power Electronics Inc	equip_matl	\$1,687,600	\$1,687,600	5/28/2019	5/27/2020
FQ16150	Benning Power Electronics Inc	construction	\$8,004,078	\$1,305,600	10/12/2016	10/11/2021
FQ18033C	WSP USA Inc.	engineering	\$70,000,000	\$1,104,407	8/15/2018	8/15/2023
FQ18050 (C)	Anixter Wire And Cable	equip_matl	\$4,000,000	\$893,057	4/18/2018	4/22/2023
FQ18033D	Jacobs Engineering Group, Inc.	consult	\$82,500,000	\$710,000	8/21/2018	8/21/2023
FQ15191-FY19	Gannett Fleming-Parsons Joint Venture II	consult	\$62,000,000	\$468,037	5/2/2017	6/30/2020
FQ18050 (B)	Prysmian Group Specialty Cables LLC	equip_matl	\$0	\$362,906	4/18/2018	4/22/2023
FQ17044S	Singleton Electric Company, Inc.	construction	\$0	\$356,000	8/9/2018	6/30/2022
CQ19274-COOP	CDW Direct LLC CDW Direct	it hardware_oth	\$2,401,714	\$333,578	6/28/2019	6/27/2020
FQ18033A	Parsons Transportation Group Inc	consult	\$74,000,000	\$324,140	9/24/2018	9/24/2023
FQ19172M	Mott MacDonald-WSP Joint Venture	engineering	\$18,000,000	\$189,380	10/3/2019	10/3/2024
CMOWE21015	Sortac Systems LLC	consult	\$200,000	\$90,800	7/6/2021	7/6/2023
FQ17044E	eVigilant Security	construction	\$0	\$86,900	8/9/2018	6/30/2022
FQ19218	Helix Electric Inc	construction	\$27,858,004	\$73,000	10/14/2020	10/13/2023
FQ15192-FY18	Mott MacDonald I&E, LLC	consult	\$75,000,000	\$57,904	3/8/2017	12/31/2019
FQ15192-FY19	Mott MacDonald I&E, LLC	consult	\$100,000,000	\$42,094	11/4/2017	6/30/2020



WASHINGTON METROPOLITAN AREA TRANSIT AUTHORITY

(CIP0253) Traction Power State of Good Repair

FY2022 Q4

Initiative Type: Program
 Investment Program: Power
 Investment Category: Rail Systems

Mode: Rail
 Location: Rosslyn, West Falls Church, Cleveland Park

Description




This program replaces traction power systems, improves various traction power components, and maintains existing traction power systems in a state of good repair in order to deliver safe and reliable Metrorail operations.



Expected Outcome

Addresses the ability to provide Metrorail service through replacement or rehabilitation of critical infrastructure that delivers propulsion power to Metrorail. Improvements decrease speed restrictions imposed on trains, and reduce the risk of safety incidents including track fire incidents and stray current problems as measured by the Rail Infrastructure Availability performance indicator [FY20 target less than 3.8% of track under performance restrictions] and the number of fire incidents performance indicator [FY20 target of less than 50 incidents annually].

Strategic Drivers

 Safety	 Security	 Reliability/SGR
---	--	---

Overall Status

(Programs are ongoing)

Development & Evaluation	
Implementation & Construction	
Operations Activation	

Metro will begin a four-year effort to replace equipment at 12 Traction Power Substations and 9 Tie Breaker Stations in FY2023. The replacement of the cable tray at Rosslyn and installation of the negative return switchgear has been completed. Transformer replacements are ongoing at various locations. Metro continues to megger and replace cable.

Budget and Funding

FY22 Current Budget	YTD % Budget Expended
\$46.25	107%

FY22 Funding Sources	YTD Expended
Formula	\$23.44
PRIIA	\$0.00
Other	\$0.00
Federal Subtotal	\$23.44
System Performance	\$1.38
Reimbursable/Other	\$0.00
DC Dedicated Funding	\$4.99
MD Dedicated Funding	\$4.67
VA Non-Restricted Dedicated Funding	\$3.33
VA Restricted Dedicated Funding	\$0.99
Local Subtotal	\$18.90
Debt	\$3.54
Net Accruals	\$7.06
Total FY22 Expenditures	\$49.40

Notes: All figures are preliminary and unaudited.



WASHINGTON METROPOLITAN AREA TRANSIT AUTHORITY

(CIP0253) Top 20 Active Contracts by Allocated CIP Value

Contract Number	Vendor	Activity	Contract Value	Allocated CIP Value	Contract Start Date	Contract Expiration Date
FIRPG211191	C3M Power Systems, LLC	construction	\$109,309,197	\$109,309,197	1/21/2022	12/31/2025
FQ18117AWD	Kiewit Infrastructure Company	construction	\$297,350,000	\$13,100,000	12/10/2018	4/10/2020
FQ16148	C3M Power Systems, LLC	construction	\$120,084,837	\$10,308,033	8/7/2017	10/25/2022
FQ18033G	Gannett Fleming Engineers and Architects	consult	\$90,000,000	\$2,758,305	8/23/2018	8/23/2023
FQ19172G	Gannett Fleming Engineers and Architects	engineering	\$72,500,000	\$1,787,852	10/3/2019	10/3/2024
FQ11289-FY17	Potomac Construction Co Inc	construction	\$0	\$1,753,557	1/12/2017	11/30/2019
FQ18050 (A)	Prysmian Group Specialty Cables LLC	equip_matl	\$0	\$1,471,559	4/18/2018	4/22/2023
CQ18173-COOP	Graybar Electric Co Inc	equip_matl	\$5,000,000	\$1,274,082	10/30/2018	1/31/2023
FQ18033C	WSP USA Inc.	engineering	\$70,000,000	\$1,124,314	8/15/2018	8/15/2023
FQ17165	C3M Power Systems, LLC	construction	\$76,926,315	\$1,070,000	4/20/2018	6/30/2023
FQ18033F	DHA/RK&K Joint Venture	consult	\$74,000,000	\$1,063,880	8/16/2018	8/16/2023
FQ15192-FY18	Mott MacDonald I&E, LLC	engineering	\$75,000,000	\$898,689	3/8/2017	12/31/2019
FQ18033D	Jacobs Engineering Group, Inc.	consult	\$82,500,000	\$716,616	8/21/2018	8/21/2023
FQ18033I	AECOM-STV JV	engineering	\$70,500,000	\$581,334	7/1/2018	6/30/2025
FQ18099	M.C. Dean, Inc.	equip_matl	\$0	\$526,256	3/15/2019	3/14/2024
FQ19135	Mac Products Inc	equip_matl	\$1,391,378	\$452,389	12/20/2019	12/19/2022
CQ19117	The NEFCO Corporation	equip_matl	\$419,235	\$414,756	4/17/2019	4/16/2020
FQ15192-FY19	Mott MacDonald I&E, LLC	engineering	\$100,000,000	\$332,578	11/4/2017	6/30/2020
FQ18033A	Parsons Transportation Group Inc	consult	\$74,000,000	\$323,569	9/24/2018	9/24/2023
FMOWE21103	Mac Products Inc	equip_matl	\$0	\$305,222	12/3/2020	12/31/2021



WASHINGTON METROPOLITAN AREA TRANSIT AUTHORITY

(CIP0254) Bus Priority Program Development

FY2022 Q4

Initiative Type: Program
 Investment Program: Passenger Facilities/Systems
 Investment Category: Bus, Bus Facilities and Paratransit

Mode: Bus
 Location: Systemwide

Description


In response to the September 2018 Bus Transformation Project, the Bus Priority Program aims to improve bus service and equity. This program plans and implements new initiatives and technology to advance bus priority strategies.




Expected Outcome

Increases the reliability of Metrobus service by developing strategies and working with jurisdictions to reduce travel time of buses through technology that prioritizes bus travel.


Strategic Drivers



Safety



Security



Reliability/SGR

Overall Status

(Programs are ongoing)

Development & Evaluation	
Implementation & Construction	
Operations Activation	

Metro is working with regional transportation entities to expand bus lanes, queue jumps, all door boarding, and Transit Signal Priority. Procurement of a bus priority violation detection system is ongoing.

Budget and Funding

FY22 Current Budget	YTD % Budget Expended
\$2.25	85%

FY22 Funding Sources	YTD Expended
Formula	\$0.00
PRIIA	\$0.00
Other	\$0.00
Federal Subtotal	\$0.00
System Performance	\$1.57
Reimbursable/Other	\$0.00
DC Dedicated Funding	\$0.14
MD Dedicated Funding	\$0.13
VA Non-Restricted Dedicated Funding	\$0.09
VA Restricted Dedicated Funding	\$0.03
Local Subtotal	\$1.97
Debt	\$0.00
Net Accruals	(\$0.05)
Total FY22 Expenditures	\$1.91



WASHINGTON METROPOLITAN AREA TRANSIT AUTHORITY

(CIP0254)

Top 20 Active Contracts by Allocated CIP Value

Contract Number	Vendor	Activity	Contract Value	Allocated CIP Value	Contract Start Date	Contract Expiration Date
FQ19131	Clever Devices Ltd.	equip_matl	\$1,771,011	\$1,585,980	1/11/2019	1/10/2020
FQ15190C	Parsons Transportation Group Inc	engineering	\$0	\$872,786	3/29/2018	3/28/2023
C20102A	AECOM, USA, INC.	consult	\$498,531	\$250,781	10/1/2020	9/30/2023
COBTR222084	Mead and Hunt Inc	consult	\$182,380	\$182,380	12/27/2021	12/26/2022
FQ15190C-FY19	Parsons Transportation Group Inc	engineering	\$0	\$89,732	3/18/2019	6/30/2021
FQ18033C	WSP USA Inc.	engineering	\$70,000,000	\$51,394	8/15/2018	8/15/2023
FQ18110	CHK America Inc	equip_matl	\$14,443,906	\$45,413	4/12/2018	4/11/2023
CQ19104	Dell Marketing LP	equip_matl	\$194,300,000	\$10,765	7/23/2019	7/22/2023



WASHINGTON METROPOLITAN AREA TRANSIT AUTHORITY

(CIP0255) Fare Collection Modernization

FY2022 Q4

Initiative Type: Project
 Investment Program: Station Systems
 Investment Category: Stations and Passenger Facilities

Mode: Systemwide
 Location: Systemwide

Description


This project replaces Metro's aging fare collection systems in rail stations and aboard Metrobuses and develops new methods for customers to pay for and manage their payment accounts.



Expected Outcome

Provides modern infrastructure and payment options for Metro customers that will improve convenience, reliability and decrease repair costs.

Strategic Drivers

 Safety	 Security	 Reliability/SGR
---	--	---

Overall Status

Development & Evaluation	X
Implementation & Construction	X
Operations Activation	X

Systemwide installation of new, modernized faregates is now ongoing with 73 stations installed with new faregates (89 out of 124 station mezzanines). Completion is anticipated in Q2 of FY2023. New bus farebox replacements are scheduled to begin in mid-FY2023. Emergency swing gates were replaced at 32 locations.

Budget and Funding

FY22 Current Budget	YTD % Budget Expended
\$56.86	131%

FY22 Funding Sources	YTD Expended
Formula	\$8.58
PRIIA	\$0.00
Other	\$0.00
Federal Subtotal	\$8.58
System Performance	\$5.51
Reimbursable/Other	\$0.00
DC Dedicated Funding	\$17.23
MD Dedicated Funding	\$16.12
VA Non-Restricted Dedicated Funding	\$11.50
VA Restricted Dedicated Funding	\$3.42
Local Subtotal	\$66.70
Debt	\$12.92
Net Accruals	(\$0.58)
Total FY22 Expenditures	\$74.70



WASHINGTON METROPOLITAN AREA TRANSIT AUTHORITY

(CIP0255)

Top 20 Active Contracts by Allocated CIP Value

Contract Number	Vendor	Activity	Contract Value	Allocated CIP Value	Contract Start Date	Contract Expiration Date
CQ18159	Cubic Transportation Systems Inc.	it_software_oth	\$10,746,639	\$10,632,970	6/11/2018	12/31/2019
FQ16036D	Signature Renovations LLC	construction	\$15,000,000	\$5,158,295	10/10/2017	10/9/2022
FQ15124_EBT	EastBanc Technologies, LLC	consult	\$0	\$4,286,762	4/14/2016	4/30/2021
CQ19016	Cubic Transportation Systems Inc.	design_build	\$17,991,179	\$3,887,130	6/18/2019	6/17/2022
CCPPM21014	LTK Engineering Services	consult	\$2,800,000	\$2,661,938	8/23/2021	8/23/2023
FQ18056	Cubic Transportation Systems Inc.	it_hardware_oth	\$17,002,876	\$1,489,225	6/14/2018	9/24/2022
FQ15192-FY18	Mott MacDonald I&E, LLC	consult	\$70,000,000	\$1,357,849	3/8/2017	12/31/2019
CCPPM21012	LTK Engineering Services	engineering	\$1,350,000	\$1,321,327	7/6/2021	7/6/2023
FQ18152	STraffic America LLC	design_build	\$45,245,934	\$1,175,000	6/21/2019	6/20/2022
FOBTR211279-W04	Four Nines Technologies	consult	\$1,171,325	\$1,171,325	1/4/2022	1/3/2027
CQ19277	CHYP USA, Inc.	consult	\$3,219,302	\$1,038,179	9/27/2019	9/26/2022
FQ14079	Birlasoft Consulting Inc.	consult	\$12,866,516	\$1,026,000	9/15/2014	6/30/2021
COBTR21003	LTK Engineering Services	consult	\$1,000,000	\$887,403	7/14/2021	7/6/2023
FIT01211022	Insight Public Sector, Inc.	equip_matl	\$2,148,860	\$879,330	10/6/2020	5/31/2021
CQ19236	Cubic Transportation Systems Inc.	it_software_oth	\$22,744,083	\$840,000	10/1/2019	9/30/2022
CIT01211073	Sun Management, Inc.	consult	\$835,274	\$835,274	10/19/2020	6/30/2021
FQ18033G	Gannett Fleming Engineers and Architects	consult	\$90,000,000	\$500,000	8/23/2018	8/23/2023
CQ18209	Professional Management Consulting	consult	\$474,488	\$474,488	8/8/2018	8/7/2019
FQ17021	eVigilant Security	construction	\$2,244,485	\$400,000	8/1/2017	12/1/2019
CQ15009	Cubic Transportation Systems Inc	consult	\$4,725,520	\$386,296	2/2/2015	9/30/2019



WASHINGTON METROPOLITAN AREA TRANSIT AUTHORITY

(CIP0256) 7000-Series Railcars

FY2022 Q4

Initiative Type: Project
 Investment Program: Acquisition
 Investment Category: Railcar and Railcar Facilities

Mode: Rail
 Location: Systemwide

Description




This project procures 620 of the 7000 series railcars to replace the 1000, 4000, 5000 series fleets, plus 28 additional railcars. 128 additional 7000 series railcars were acquired through Silver Line Phase 1 and 2 extension projects and were funded by the Metropolitan Washington Airports Authority.



Expected Outcome

Replaces the unreliable 1000, 4000, and 5000 series vehicles, which will improve customer safety and reduce failures that interrupt revenue service as measured by the Metrorail customer injury rate performance indicator [FY20 target of less than 1.40 injuries per million passengers] and the Rail Fleet Reliability performance indicator [FY20 greater than 130,000 miles between delay]. Metro was directed by NTSB to remove the 1000 Series fleet from service due to safety deficiencies.

Strategic Drivers

 Safety	 Security	 Reliability/SGR
---	--	---

Overall Status

Development & Evaluation	
Implementation & Construction	X
Operations Activation	

Metro continues to investigate the 7000-Series derailment and perform root-cause analysis, delaying the milestone payment schedule for railcar warranties. Work has resumed on various outstanding 7000 Series modifications for Automatic Train Control software upgrades, railcar door wiring, cybersecurity enhancements, reduction of power consumption, and troubleshooting training for railcar maintenance. Sixty-nine truck assemblies were delivered in FY2022 (11 remaining for FY2023). Metro has installed eight railcar training simulators, with the remaining 12 anticipated to occur throughout FY2023.

Budget and Funding

FY22 Current Budget	YTD % Budget Expended
\$54.37	102%

FY22 Funding Sources	YTD Expended
Formula	\$0.00
PRIIA	\$0.00
Other	\$0.00
Federal Subtotal	\$0.00
System Performance	\$13.11
Reimbursable/Other	\$0.00
DC Dedicated Funding	\$14.86
MD Dedicated Funding	\$13.90
VA Non-Restricted Dedicated Funding	\$9.91
VA Restricted Dedicated Funding	\$2.94
Local Subtotal	\$54.73
Debt	\$0.00
Net Accruals	\$0.50
Total FY22 Expenditures	\$55.23



WASHINGTON METROPOLITAN AREA TRANSIT AUTHORITY

(CIP0256)

Top 20 Active Contracts by Allocated CIP Value

Contract Number	Vendor	Activity	Contract Value	Allocated CIP Value	Contract Start Date	Contract Expiration Date
C20050-A	Kawasaki Rail Car Inc	railcars	\$42,240,000	\$42,240,000	5/4/2020	3/31/2022
FQ19148	LTK Engineering Services	engineering	\$31,476,039	\$6,799,988	7/8/2019	6/30/2026
FQ17039	Kawasaki Rail Car Inc	equip_matl	\$200,000,000	\$5,023,315	8/28/2017	7/30/2020
RC7000	Kawasaki Rail Car Inc	railcars	\$1,601,457,905	\$488,428	10/8/2010	12/31/2022
CQ19284	Fundacion Fomento Innovacion Industrial	it_hardware_oth	\$3,200,640	\$98,000	6/16/2020	6/15/2025
CQ17158	Saft America Inc	equip_matl	\$800,000	\$69,190	10/6/2017	10/5/2019
CQ18198	RemacUSA, Inc.	railcars	\$930,722	\$33,210	8/20/2018	8/19/2023
C20147	K&J Consulting Services Inc	construction	\$19,773,890	\$3,000	9/30/2020	10/31/2025



WASHINGTON METROPOLITAN AREA TRANSIT AUTHORITY

(CIP0257) Emergency Trip Station (ETS) Rehabilitation

FY2022 Q4

Initiative Type: Project
 Investment Program: Signals & Communications
 Investment Category: Rail Systems

Mode: Rail
 Location: Systemwide

Description




The existing Emergency Trip Station (ETS) system has an aging, deteriorating infrastructure and utilizes obsolete electrical components and communications technology. This project upgrades the Rail Right-Of-Way (ROW) ETS system including the telephones.



Expected Outcome

Improves the safety of Metro customers and employees through state of good repair replacement with newer and more reliable equipment as measured by the Metrorail customer injury rate performance indicator [FY20 target of less than 1.40 injuries per million passengers] and the Metrorail system employee injury rate performance indicator [FY20 target of less than 3.4 per 200,000 hours worked].

Strategic Drivers

 Safety	 Security	 Reliability/SGR
--	---	--

Overall Status

Development & Evaluation	X
Implementation & Construction	
Operations Activation	

Metro is developing a plan to overhaul the ETS system.

Budget and Funding

FY22 Current Budget	YTD % Budget Expended
\$3.50	3%

FY22 Funding Sources	YTD Expended
Formula	\$0.00
PRIIA	\$0.00
Other	\$0.00
Federal Subtotal	\$0.00
System Performance	\$0.03
Reimbursable/Other	\$0.00
DC Dedicated Funding	\$0.04
MD Dedicated Funding	\$0.03
VA Non-Restricted Dedicated Funding	\$0.02
VA Restricted Dedicated Funding	\$0.01
Local Subtotal	\$0.13
Debt	\$0.00
Net Accruals	(\$0.04)
Total FY22 Expenditures	\$0.09



WASHINGTON METROPOLITAN AREA TRANSIT AUTHORITY

(CIP0257)

Top 20 Active Contracts by Allocated CIP Value

Contract Number	Vendor	Activity	Contract Value	Allocated CIP Value	Contract Start Date	Contract Expiration Date
CQ18153	Five Points Infrastructure Services, LLC	equip_matl	\$535,033	\$535,033	5/13/2019	5/12/2020
CQ19177E	Susan Fitzgerald & Associates, Inc.	consult	\$810,856	\$123,120	5/13/2019	5/12/2020



WASHINGTON METROPOLITAN AREA TRANSIT AUTHORITY

(CIP0258) Station And Tunnel Fire Alarm Rehabilitation

FY2022 Q4

Initiative Type: Program
 Investment Program: Station Systems
 Investment Category: Stations and Passenger Facilities

Mode: Rail
 Location: Systemwide

Description




This program will upgrade fire alarm systems in the tunnels and stations.



Expected Outcome

Improves Metro's compliance with National Fire Protection Association standards and addresses recommendations made by the National Transportation Safety Board. Improves customer and employee safety by accurately measuring and responding to fire incidents as measured by the Metrorail customer injury rate performance indicator [FY20 target of less than 1.40 injuries per million passengers] and the Metrorail system employee injury rate performance indicator [FY20 target of less than 3.4 per 200,000 hours worked].

Strategic Drivers

 Safety	 Security	 Reliability/SGR
--	---	--

Overall Status

(Programs are ongoing)

Development & Evaluation	
Implementation & Construction	
Operations Activation	

Metro has completed the installation of the Tunnel Smoke detection system pilot at 11 locations. A procurement package is being developed for an additional 42 locations.

Budget and Funding

FY22 Current Budget	YTD % Budget Expended
\$7.12	26%

FY22 Funding Sources	YTD Expended
Formula	\$0.00
PRIIA	(\$0.05)
Other	\$0.00
Federal Subtotal	(\$0.05)
System Performance	\$0.06
Reimbursable/Other	\$0.00
DC Dedicated Funding	\$0.63
MD Dedicated Funding	\$0.59
VA Non-Restricted Dedicated Funding	\$0.42
VA Restricted Dedicated Funding	\$0.13
Local Subtotal	\$1.95
Debt	\$0.12
Net Accruals	(\$0.08)
Total FY22 Expenditures	\$1.82

Notes: All figures are preliminary and unaudited.



WASHINGTON METROPOLITAN AREA TRANSIT AUTHORITY

(CIP0258)

Top 20 Active Contracts by Allocated CIP Value

Contract Number	Vendor	Activity	Contract Value	Allocated CIP Value	Contract Start Date	Contract Expiration Date
FQ19172A	AECOM, USA, INC.	engineering	\$8,500,000	\$5,430,163	10/3/2019	10/3/2024
FQ19172M	Mott MacDonald-WSP Joint Venture	engineering	\$18,000,000	\$3,147,203	10/3/2019	10/3/2024
FQ16148	C3M Power Systems, LLC	construction	\$96,659,772	\$700,000	8/7/2017	10/25/2022
FQ18033B	HNTB Corporation	consult	\$24,500,000	\$104,595	8/2/2018	8/2/2023
FQ15192-FY20	Mott MacDonald I&E, LLC	consult	\$46,000,000	\$57,027	7/18/2019	6/30/2021
FQ18033G	Gannett Fleming Engineers and Architects	consult	\$90,000,000	\$50,000	8/23/2018	8/23/2023
FQ15191-FY18	Gannett Fleming-Parsons Joint Venture II	consult	\$100,000,000	\$50,000	2/11/2017	3/31/2020
FQ15191-FY19	Gannett Fleming-Parsons Joint Venture II	consult	\$75,000,000	\$33,489	5/2/2017	12/31/2021
FQ17044E	eVigilant Security	construction	\$0	\$29,000	8/9/2018	6/30/2021



WASHINGTON METROPOLITAN AREA TRANSIT AUTHORITY

(CIP0259) Employee Timekeeping System


FY2022 Q4

Initiative Type: Project
 Investment Program: IT
 Investment Category: Business and Operations Support

Mode: Systemwide
 Location: Systemwide

Description

This project implements a new automated time and attendance system for Metro employees.



Expected Outcome

Consolidates Metro's timekeeping into a single platform that provides improved controls and compliance with regulations while reducing operating and maintenance costs through a modern and streamlined application.

Strategic Drivers

 Safety	 Security	 Reliability/SGR
---	--	---

Overall Status

Development & Evaluation	
Implementation & Construction	X
Operations Activation	X

Metrotime is in the stabilization phase where various reconfiguration requests are being addressed.

Budget and Funding

FY22 Current Budget	YTD % Budget Expended
\$2.83	86%

FY22 Funding Sources	YTD Expended
Formula	\$0.00
PRIIA	\$0.00
Other	\$0.00
Federal Subtotal	\$0.00
System Performance	\$0.04
Reimbursable/Other	\$0.00
DC Dedicated Funding	\$1.11
MD Dedicated Funding	\$1.04
VA Non-Restricted Dedicated Funding	\$0.74
VA Restricted Dedicated Funding	\$0.22
Local Subtotal	\$3.16
Debt	\$0.00
Net Accruals	(\$0.72)
Total FY22 Expenditures	\$2.44



WASHINGTON METROPOLITAN AREA TRANSIT AUTHORITY

(CIP0259)

Top 20 Active Contracts by Allocated CIP Value

Contract Number	Vendor	Activity	Contract Value	Allocated CIP Value	Contract Start Date	Contract Expiration Date
FQ15124_SFA	Susan Fitzgerald & Associates, Inc.	consult	\$0	\$3,532,108	4/14/2016	4/30/2021
FQ15124_VIV	Viva USA Inc	consult	\$0	\$488,304	4/14/2016	4/30/2021
FQ15124_NFF	Networking for Future, Inc. (NFF, Inc.)	consult	\$0	\$470,203	4/14/2016	4/30/2021
FQ16082	immixTechnology Inc	consult	\$9,341,979	\$415,571	3/11/2016	12/31/2022
FQ15124_IEL	Ideal ERP, LLC	consult	\$0	\$255,200	4/14/2016	4/30/2021
FQ15124_PO W	Powersolv Inc	consult	\$0	\$239,660	4/14/2016	4/30/2021
FQ15124_SIR C*	Software Information Resource Corporatio	consult	\$0	\$220,400	4/13/2016	4/30/2021
FQ15124_DKC	DK Consulting LLC	consult	\$0	\$163,200	4/14/2016	4/30/2021
CQ18047	NuAxis Innovations, LLC	consult	\$24,553,638	\$129,043	2/13/2018	2/19/2022
FQ15124_22N D*	22nd Century Technologies Inc	consult	\$0	\$81,335	4/13/2016	4/30/2021
CQ19054	immixTechnology Inc	it_software_oth	\$1,625,974	\$58,665	10/12/2018	10/31/2022
FQ15124_TRI	Trigyn Technologies, Inc.	consult	\$0	\$12,120	4/14/2016	4/30/2021



WASHINGTON METROPOLITAN AREA TRANSIT AUTHORITY

(CIP0261) Rail Tunnel Lighting Replacement

FY2022 Q4

Initiative Type: Program
 Investment Program: Fixed Rail
 Investment Category: Track and Structures Rehabilitation

Mode: Rail
 Location: Systemwide

Description

This program replaces tunnel lights and fixtures with LED lamps. This program addresses a recommendation from the 2017 agency wide energy audit and a safety corrective action plan to finish replacing light fixtures in all tunnels.



Expected Outcome

Intensifies tunnel illumination, increasing the safety of the work environment for Metro's workforce and first responders accessing tunnels as measured by the Metrorail system employee injury rate performance indicator [FY20 target of less than 3.4 per 200,000 hours worked]. Additionally reduces energy consumption and improves the efficiency of maintenance for tunnel lights.

Strategic Drivers

 Safety	 Security	 Reliability/SGR
--	---	--

Overall Status

(Programs are ongoing)

Development & Evaluation	
Implementation & Construction	
Operations Activation	

Metro anticipates completing lighting upgrade installations on Red Line tunnel segments in Q1 of FY2023.

Budget and Funding

FY22 Current Budget	YTD % Budget Expended
\$1.50	248%

FY22 Funding Sources	YTD Expended
Formula	\$0.00
PRIIA	\$0.00
Other	\$0.00
Federal Subtotal	\$0.00
System Performance	\$1.11
Reimbursable/Other	\$0.00
DC Dedicated Funding	\$0.88
MD Dedicated Funding	\$0.83
VA Non-Restricted Dedicated Funding	\$0.59
VA Restricted Dedicated Funding	\$0.18
Local Subtotal	\$3.68
Debt	\$0.09
Net Accruals	\$0.04
Total FY22 Expenditures	\$3.72



WASHINGTON METROPOLITAN AREA TRANSIT AUTHORITY

(CIP0261)

Top 20 Active Contracts by Allocated CIP Value

Contract Number	Vendor	Activity	Contract Value	Allocated CIP Value	Contract Start Date	Contract Expiration Date
FQ16148	C3M Power Systems, LLC	construction	\$120,084,837	\$1,503,940	8/7/2017	10/25/2022
CQ16105	C N Robinson Lighting Supply	equip_matl	\$932,323	\$207,000	3/25/2016	4/30/2020



WASHINGTON METROPOLITAN AREA TRANSIT AUTHORITY

(CIP0262) Tunnel Water Leak Mitigation

FY2022 Q4

Initiative Type: Program
 Investment Program: Structures
 Investment Category: Track and Structures Rehabilitation

Mode: Rail
 Location: Systemwide

Description




This program mitigates water infiltration into the Metrorail tunnel system.



Expected Outcome

Reduces disruption to revenue service and increases passenger and employee safety by mitigating the risk of water intrusion which can cause fire and smoke events as measured by the number of fire incidents performance indicator [FY20 target of less than 50 incidents annually] and the Metrorail customer on-time performance indicator [FY20 target greater than 88% on-time]. Protects Metro infrastructure and equipment which reduces the frequency and cost of repairs and replacements.

Strategic Drivers

 Safety	 Security	 Reliability/SGR
--	---	--

Overall Status

(Programs are ongoing)

Development & Evaluation	
Implementation & Construction	
Operations Activation	

Metro is conducting water mitigation work along two segments of the Red Line (from Silver Spring to Forest Glen and Tenleytown-AU to Friendship Heights). Weekend single tracking on the segment occurred in Q4 to accommodate construction activity. When completed, the effectiveness of the work will be evaluated for potential further use in other tunnel segments.

Budget and Funding

FY22 Current Budget	YTD % Budget Expended
\$8.00	60%

FY22 Funding Sources	YTD Expended
Formula	\$0.00
PRIIA	\$0.00
Other	\$0.00
Federal Subtotal	\$0.00
System Performance	\$0.17
Reimbursable/Other	\$0.00
DC Dedicated Funding	\$0.41
MD Dedicated Funding	\$0.38
VA Non-Restricted Dedicated Funding	\$0.27
VA Restricted Dedicated Funding	\$0.08
Local Subtotal	\$2.93
Debt	\$1.62
Net Accruals	\$1.85
Total FY22 Expenditures	\$4.78



WASHINGTON METROPOLITAN AREA TRANSIT AUTHORITY

(CIP0262)

Top 20 Active Contracts by Allocated CIP Value

Contract Number	Vendor	Activity	Contract Value	Allocated CIP Value	Contract Start Date	Contract Expiration Date
FQ18033D	Jacobs Engineering Group, Inc.	consult	\$84,500,000	\$2,212,570	8/21/2018	8/21/2023
FQ18033C	WSP USA Inc.	consult	\$68,250,000	\$1,098,457	8/15/2018	8/15/2023
FQ15191-FY18	Gannett Fleming-Parsons Joint Venture II	consult	\$100,000,000	\$894,029	2/11/2017	3/31/2020
FIRPG211179	Sovereign Hydroseal East Inc	construction	\$16,584,683	\$694,900	1/27/2022	1/27/2024
FQ19172G	Gannett Fleming Engineers and Architects	engineering	\$70,250,000	\$109,630	10/3/2019	10/3/2024
FQ15192-FY18	Mott MacDonald I&E, LLC	consult	\$75,000,000	\$100,000	3/8/2017	12/31/2019
FQ18033B	HNTB Corporation	engineering	\$65,000,000	\$10,000	8/2/2018	8/2/2023



WASHINGTON METROPOLITAN AREA TRANSIT AUTHORITY

(CIP0266) Historic Bus Loop and Facility Rehabilitation

FY2022 Q4

Initiative Type: Project
 Investment Program: Passenger Facilities/Systems
 Investment Category: Bus, Bus Facilities and Paratransit

Mode: Bus
 Location: Chevy Chase, Calvert St. and Colorado Ave.

Description

This project rehabilitates three historic bus terminals: Calvert Street, Chevy Chase, and Colorado Avenue. All three facilities are obsolete and in failing condition and this will ensure the terminals are returned to a state of good repair.



Expected Outcome

Improves employee and customer satisfaction by providing modern restroom facilities, wider bus stops, improved canopies for the public, and overall safer facilities that comply with ADA guidelines.

Strategic Drivers



Safety



Security



Reliability/SGR

Overall Status

Development & Evaluation	
Implementation & Construction	X
Operations Activation	

Construction is nearing completion at the Colorado and Calvert historic bus passenger facilities (anticipated in Q1 of FY2023). Construction on the Chevy Chase bus passenger facility was completed in Q1 of FY2022.

Budget and Funding

FY22 Current Budget	YTD % Budget Expended
\$3.33	91%

FY22 Funding Sources	YTD Expended
Formula	\$0.00
PRIIA	\$0.00
Other	\$0.00
Federal Subtotal	\$0.00
System Performance	\$0.47
Reimbursable/Other	\$0.15
DC Dedicated Funding	\$0.66
MD Dedicated Funding	\$0.62
VA Non-Restricted Dedicated Funding	\$0.44
VA Restricted Dedicated Funding	\$0.13
Local Subtotal	\$3.27
Debt	\$0.79
Net Accruals	(\$0.23)
Total FY22 Expenditures	\$3.04



WASHINGTON METROPOLITAN AREA TRANSIT AUTHORITY

(CIP0266)

Top 20 Active Contracts by Allocated CIP Value

Contract Number	Vendor	Activity	Contract Value	Allocated CIP Value	Contract Start Date	Contract Expiration Date
FQ18033G	Gannett Fleming Engineers and Architects	engineering	\$82,000,000	\$510,330	8/23/2018	8/23/2023
C20057	Potomac Construction Co Inc	construction	\$3,161,559	\$334,371	8/5/2020	4/22/2022
FQ19172A	AECOM, USA, INC.	consult	\$2,500,000	\$119,701	10/3/2019	10/3/2024
FQ18110	CHK America Inc	equip_matl	\$8,635,950	\$63,911	4/12/2018	4/11/2022
FQ15191-FY18	Gannett Fleming-Parsons Joint Venture II	consult	\$100,000,000	\$50,000	2/11/2017	3/31/2020



WASHINGTON METROPOLITAN AREA TRANSIT AUTHORITY

(CIP0269) Asset Management Software

FY2022 Q4

Initiative Type: Program
 Investment Program: IT
 Investment Category: Business and Operations Support

Mode: Systemwide
 Location: Systemwide

Description

This program develops asset lifecycle management plans by asset group as required by the Federal Transit Administration (FTA). The project also establishes a consistent methodology for assessing asset conditions and standardizes how new assets are inducted into Metro's systems.



Expected Outcome

Improves Metro's ability to track and maintain over \$42 billion in physical assets to enable proper maintenance in support of safe and reliable service.

Strategic Drivers

 Safety	 Security	 Reliability/SGR
---	--	---

Overall Status

(Programs are ongoing)

Development & Evaluation	
Implementation & Construction	
Operations Activation	

Budget and Funding

FY22 Current Budget	YTD % Budget Expended
\$2.37	79%

FY22 Funding Sources	YTD Expended
Formula	\$0.00
PRIIA	\$0.00
Other	\$0.00
Federal Subtotal	\$0.00
System Performance	\$0.05
Reimbursable/Other	\$0.00
DC Dedicated Funding	\$0.57
MD Dedicated Funding	\$0.54
VA Non-Restricted Dedicated Funding	\$0.38
VA Restricted Dedicated Funding	\$0.11
Local Subtotal	\$1.66
Debt	\$0.00
Net Accruals	\$0.22
Total FY22 Expenditures	\$1.87

Notes: All figures are preliminary and unaudited.



WASHINGTON METROPOLITAN AREA TRANSIT AUTHORITY

(CIP0269)

Top 20 Active Contracts by Allocated CIP Value

Contract Number	Vendor	Activity	Contract Value	Allocated CIP Value	Contract Start Date	Contract Expiration Date
FQ18033C	WSP USA Inc.	consult	\$70,000,000	\$3,149,206	8/15/2018	8/15/2023
FQ18033D	Jacobs Engineering Group, Inc.	engineering	\$80,500,000	\$1,912,922	8/21/2018	8/21/2023
FQ15005B	Kimley-Horn and Associates, Inc.	consult	\$4,664,215	\$919,150	6/16/2015	5/31/2020
FQ18033F	DHA/RK&K Joint Venture	consult	\$45,500,000	\$641,778	8/16/2018	8/16/2023
FQ18033G	Gannett Fleming Engineers and Architects	consult	\$88,500,000	\$628,164	8/23/2018	8/23/2023
FQ15005C	VHB - Vanasse Hangen Brustlin, Inc.	consult	\$2,283,179	\$399,337	6/5/2015	5/31/2020
FQ15124_C2H	CH2M HILL Inc	consult	\$0	\$298,218	4/14/2016	4/30/2021



WASHINGTON METROPOLITAN AREA TRANSIT AUTHORITY

(CIP0270) Capital Delivery Program Support

FY2022 Q4

Initiative Type: Program
 Investment Program: Support Equipment/Services
 Investment Category: Business and Operations Support

Mode: Systemwide
 Location: Systemwide

Description

This program provides project administration, planning, scheduling, and management support for the portfolio of major construction projects.



Expected Outcome

Improves Metro's ability to plan and deliver its extensive capital improvement program. This improves Metro's financial responsibility and supports state of good repair efforts.

Strategic Drivers

 Safety	 Security	 Reliability/SGR
---	--	---

Overall Status

(Programs are ongoing)

Development & Evaluation	
Implementation & Construction	
Operations Activation	

Budget and Funding

FY22 Current Budget	YTD % Budget Expended
\$35.41	94%

FY22 Funding Sources	YTD Expended
Formula	\$0.00
PRIIA	\$0.00
Other	\$0.00
Federal Subtotal	\$0.00
System Performance	\$32.61
Reimbursable/Other	\$0.00
DC Dedicated Funding	(\$0.97)
MD Dedicated Funding	(\$0.91)
VA Non-Restricted Dedicated Funding	(\$0.65)
VA Restricted Dedicated Funding	(\$0.19)
Local Subtotal	\$29.95
Debt	\$0.07
Net Accruals	\$3.48
Total FY22 Expenditures	\$33.43



WASHINGTON METROPOLITAN AREA TRANSIT AUTHORITY

(CIP0270) Top 20 Active Contracts by Allocated CIP Value

Contract Number	Vendor	Activity	Contract Value	Allocated CIP Value	Contract Start Date	Contract Expiration Date
FQ15005A	AECOM, USA, INC.	consult	\$9,307,449	\$2,882,315	6/5/2015	5/31/2020
FQ10218-18	WSP USA Inc.	consult	\$26,900,640	\$2,320,230	10/6/2017	12/31/2019
FQ18033F	DHA/RK&K Joint Venture	consult	\$80,000,000	\$2,132,427	8/16/2018	8/16/2023
FQ15191-FY18	Gannett Fleming-Parsons Joint Venture II	consult	\$100,000,000	\$1,267,969	2/11/2017	3/31/2020
FQ15191-FY19	Gannett Fleming-Parsons Joint Venture II	consult	\$75,000,000	\$1,200,288	5/2/2017	12/31/2021
FQ18033B	HNTB Corporation	consult	\$65,000,000	\$1,031,781	8/2/2018	8/2/2023
FQ18033E	Louis Berger (DC), PLLC/Urban Engineers	consult	\$22,500,000	\$999,529	8/21/2018	8/21/2023
CPFCM21001	Arora Engineers Inc	consult	\$1,000,000	\$932,591	1/12/2022	11/18/2023
FQ15124_ANN	Annuk Incorporated	consult	\$0	\$565,066	4/14/2016	4/30/2020
FQ18033G	Gannett Fleming Engineers and Architects	consult	\$90,000,000	\$500,000	8/23/2018	8/23/2023
CENGA211097	Procore Technologies, Inc.	it_software_oth	\$1,068,700	\$465,000	1/29/2021	1/31/2023
FQ18033A	Parsons Transportation Group Inc	consult	\$50,000,000	\$446,918	9/24/2018	9/24/2023
FQ18033C	WSP USA Inc.	engineering	\$70,000,000	\$430,123	8/15/2018	8/15/2023
FQ15124_SIR C*	Software Information Resource Corporatio	consult	\$0	\$422,400	4/13/2016	4/30/2020
FQ18033I	AECOM-STV JV	consult	\$70,250,000	\$289,452	7/1/2018	6/30/2025
CQ19089-H	HR&A Advisors Inc	consult	\$0	\$199,980	4/9/2019	2/5/2023
17COUN024_H L	Hogan Lovells US LLP	consult	\$1,097,480	\$157,000	7/1/2017	6/30/2020
FQ15192-FY18	Mott MacDonald I&E, LLC	consult	\$75,000,000	\$131,661	3/8/2017	12/31/2019
C20147	K&J Consulting Services Inc	consult	\$19,773,890	\$100,000	9/30/2020	10/31/2025
FQ16092	Procore Technologies, Inc.	it_software_oth	\$1,397,830	\$88,630	11/1/2016	1/31/2021



WASHINGTON METROPOLITAN AREA TRANSIT AUTHORITY

(CIP0271) Metrorail Station Emergency Gates Replacement

FY2022 Q4

Initiative Type: Project
 Investment Program: Platforms & Structures
 Investment Category: Stations and Passenger Facilities

Mode: Rail
 Location: Systemwide

Description

This project replaces Metrorail station emergency gates. Emergency gates will be replaced with new gates equipped with access control card readers, magnetic locks and panic hardware.



Expected Outcome

This project helps secure the rail system and reduce fare evasion.

Strategic Drivers

 Safety	 Security	 Reliability/SGR
--	---	--

Overall Status

Development & Evaluation	
Implementation & Construction	X
Operations Activation	

Public view monitors have been procured and will be installed at four locations (currently ongoing at Addison Road).

Budget and Funding

FY22 Current Budget	YTD % Budget Expended
\$0.15	159%

FY22 Funding Sources	YTD Expended
Formula	\$0.00
PRIIA	\$0.00
Other	\$0.12
Federal Subtotal	\$0.12
System Performance	\$0.04
Reimbursable/Other	\$0.00
DC Dedicated Funding	\$0.02
MD Dedicated Funding	\$0.02
VA Non-Restricted Dedicated Funding	\$0.01
VA Restricted Dedicated Funding	\$0.00
Local Subtotal	\$0.10
Debt	\$0.00
Net Accruals	\$0.02
Total FY22 Expenditures	\$0.24



WASHINGTON METROPOLITAN AREA TRANSIT AUTHORITY

(CIP0271)

Top 20 Active Contracts by Allocated CIP Value

Contract Number	Vendor	Activity	Contract Value	Allocated CIP Value	Contract Start Date	Contract Expiration Date
FQ16036B	The Matthews Group, Inc. T/A TMG Constru	construction	\$14,807,148	\$1,888,640	10/10/2017	10/9/2022
FQ18033B	HNTB Corporation	consult	\$65,000,000	\$179,990	8/2/2018	8/2/2023
FQ17044E	eVigilant Security	construction	\$0	\$120,563	8/9/2018	6/30/2020
FQ17044A	Aldridge Electric Inc	construction	\$0	\$119,500	12/27/2018	6/30/2022
FQ18033G	Gannett Fleming Engineers and Architects	consult	\$90,000,000	\$100,000	8/23/2018	8/23/2023
FQ16036A	Potomac Construction Co Inc	construction	\$17,972,366	\$75,400	10/10/2017	10/9/2022
FQ16036D	Signature Renovations LLC	construction	\$15,000,000	\$54,000	10/10/2017	10/9/2022
FQ15191-FY18	Gannett Fleming-Parsons Joint Venture II	consult	\$100,000,000	\$31,724	2/11/2017	3/31/2020



WASHINGTON METROPOLITAN AREA TRANSIT AUTHORITY

(CIP0272) Digital Display and Wayfinding Improvements

FY2022 Q4

Initiative Type: Program
 Investment Program: Station Systems
 Investment Category: Stations and Passenger Facilities

Mode: Systemwide
 Location: Systemwide

Description

This program invests in new equipment and space improvements designed to increase non-fare revenue in stations. Investments include upgrading digital displays, improving signage and wayfinding, as well as other customer amenities.



Expected Outcome

Improves Metro's ability to generate advertising revenue and increase customer satisfaction through modern wayfinding and digital signage at Metrorail stations.

Strategic Drivers



Overall Status

(Programs are ongoing)

Development & Evaluation	
Implementation & Construction	
Operations Activation	

Metro completed the installation of 40 digital advertising displays at East Falls Church, West Falls Church, Dunn Loring, and Vienna. An additional 52 displays were ordered for installation in FY2023 at six stations.

Budget and Funding

FY22 Current Budget	YTD % Budget Expended
\$6.85	30%

FY22 Funding Sources	YTD Expended
Formula	\$0.00
PRIIA	\$0.00
Other	\$0.00
Federal Subtotal	\$0.00
System Performance	\$0.00
Reimbursable/Other	\$0.00
DC Dedicated Funding	\$1.25
MD Dedicated Funding	\$1.17
VA Non-Restricted Dedicated Funding	\$0.83
VA Restricted Dedicated Funding	\$0.25
Local Subtotal	\$3.49
Debt	\$0.00
Net Accruals	(\$1.42)
Total FY22 Expenditures	\$2.07



WASHINGTON METROPOLITAN AREA TRANSIT AUTHORITY

(CIP0272)

Top 20 Active Contracts by Allocated CIP Value

Contract Number	Vendor	Activity	Contract Value	Allocated CIP Value	Contract Start Date	Contract Expiration Date
CQ18193	ANC Sports Enterprises LLC	equip_matl	\$19,000,000	\$18,711,848	8/23/2018	12/31/2020
CQ14034	Outfront Media Group LLC	equip_matl	\$6,869,541	\$1,247,973	7/1/2014	12/31/2022
FQ15192-FY19	Mott MacDonald I&E, LLC	engineering	\$100,000,000	\$1,051,000	11/4/2017	6/30/2020
FQ17044E	eVigilant Security	construction	\$0	\$668,516	8/9/2018	6/30/2020
FQ15192-FY20	Mott MacDonald I&E, LLC	engineering	\$46,000,000	\$321,789	7/18/2019	8/1/2021
FQ18033C	WSP USA Inc.	consult	\$70,000,000	\$71,726	8/15/2018	8/15/2023
17COUN024_B D	Beveridge & Diamond PC	consult	\$486,275	\$44,650	7/1/2017	6/30/2020
FQ15191-FY18	Gannett Fleming-Parsons Joint Venture II	consult	\$100,000,000	\$10,000	2/11/2017	3/31/2020



WASHINGTON METROPOLITAN AREA TRANSIT AUTHORITY

(CIP0273) Support Facility Rehabilitation

FY2022 Q4

Initiative Type: Program
 Investment Program: Support Equipment/Services
 Investment Category: Business and Operations Support

Mode: Systemwide
 Location: Systemwide

Description

This program rehabilitates administrative facilities for employees, including breakrooms, bathrooms, and work areas.



Expected Outcome

Rehabilitates and modernizes administrative facilities for employees, enabling departments to be better organized, contributing to Metro's fiscal responsibility through improved productivity. Upgraded employee facilities will improve safety and satisfaction, and contribute to Metro's goal to be an employer-of-choice.

Strategic Drivers

 Safety	 Security	 Reliability/SGR
-------------------	---------------------	----------------------------

Overall Status

(Programs are ongoing)

Development & Evaluation	
Implementation & Construction	
Operations Activation	

Metro is preparing an RFP for the renovation of station, rail yard, and bus garage breakrooms. The Brentwood Railyard office reconfiguration has been completed. As of Q4, facility LED lighting upgrades are approximately 90% complete - reaching substantial completion at the final three facilities. Since 2019, Metro has upgraded approximately 80,000 lamps to energy efficient LEDs at 35 facilities and 959 auxiliary rooms within 74 stations system-wide.

Budget and Funding

FY22 Current Budget	YTD % Budget Expended
\$4.91	109%

FY22 Funding Sources	YTD Expended
Formula	\$0.00
PRIIA	\$0.00
Other	\$0.00
Federal Subtotal	\$0.00
System Performance	\$0.79
Reimbursable/Other	\$0.00
DC Dedicated Funding	\$1.52
MD Dedicated Funding	\$1.42
VA Non-Restricted Dedicated Funding	\$1.01
VA Restricted Dedicated Funding	\$0.30
Local Subtotal	\$5.04
Debt	\$0.00
Net Accruals	\$0.29
Total FY22 Expenditures	\$5.34



WASHINGTON METROPOLITAN AREA TRANSIT AUTHORITY

(CIP0273)

Top 20 Active Contracts by Allocated CIP Value

Contract Number	Vendor	Activity	Contract Value	Allocated CIP Value	Contract Start Date	Contract Expiration Date
FQ15191-FY18	Gannett Fleming-Parsons Joint Venture II	consult	\$100,000,000	\$2,300,000	2/11/2017	3/31/2020
FQ18033G	Gannett Fleming Engineers and Architects	consult	\$90,000,000	\$2,182,950	8/23/2018	8/23/2023
FQ170440	Orion Management LLC	construction	\$11,705,689	\$1,159,241	12/27/2018	6/30/2021
FQ18033D	Jacobs Engineering Group, Inc.	consult	\$80,500,000	\$1,073,942	8/21/2018	8/21/2023
CQ19059	Price Modern LLC	equip_matl	\$493,571	\$493,571	10/29/2018	10/28/2019
FQ16036D	Signature Renovations LLC	construction	\$15,000,000	\$369,965	10/10/2017	10/9/2022
FQ19172G	Gannett Fleming Engineers and Architects	engineering	\$24,250,000	\$290,920	10/3/2019	10/3/2024
FQ19273B	Signature Renovations LLC	construction	\$300,000	\$280,819	6/10/2020	4/12/2023
FQ18033C	WSP USA Inc.	consult	\$60,000,000	\$278,117	8/15/2018	8/15/2023
FQ16148	C3M Power Systems, LLC	construction	\$94,093,146	\$273,722	8/7/2017	10/25/2022
CQ16105	C N Robinson Lighting Supply	equip_matl	\$5,000,000	\$190,077	3/25/2016	4/30/2021
FQ16036B	The Matthews Group, Inc. T/A TMG Constru	construction	\$17,932,226	\$132,835	10/10/2017	10/9/2022
FQ18033F	DHA/RK&K Joint Venture	consult	\$55,000,000	\$122,820	8/16/2018	8/16/2023
FQ16036A	Potomac Construction Co Inc	construction	\$25,000,000	\$85,000	10/10/2017	10/9/2022
FQ16036-G	F.H. Paschen, S.N. Nielsen & Assoc., LLC	construction	\$4,124,317	\$45,674	10/15/2018	10/9/2022
CROCC222244	Adaptaspace Inc	equip_matl	\$39,444	\$39,444	5/19/2022	5/18/2023
FQ19273D	ADP Consultants, Inc.	construction	\$500,000	\$25,000	9/21/2020	4/12/2023
FQ15191-FY19	Gannett Fleming-Parsons Joint Venture II	engineering	\$75,000,000	\$18,287	5/2/2017	8/1/2021
CQ18173-COOP	Graybar Electric Co Inc	equip_matl	\$5,000,000	\$1,993	10/30/2018	1/31/2023



WASHINGTON METROPOLITAN AREA TRANSIT AUTHORITY

(CIP0275) New Carrollton Garage and Bus Bays

FY2022 Q4

Initiative Type: Project
 Investment Program: Passenger Facilities/Systems
 Investment Category: Bus, Bus Facilities and Paratransit

Mode: Bus
 Location: New Carrollton

Description

This project supports the joint development at New Carrollton station. Metro, Prince George's County, and a developer have entered into an agreement for mixed-use development in New Carrollton station area. The development also includes the new Metro office building. As a part of this development Metro will demolish the obsolete parking garage and construct a replacement garage and bus loop.



Expected Outcome

Increase station access, ridership and the customer experience.

Strategic Drivers

 Safety	 Security	 Reliability/SGR
---	--	---

Overall Status

Development & Evaluation	
Implementation & Construction	X
Operations Activation	X

Design for the New Carrollton parking garage and bus bays is ongoing, with a Notice to Proceed for demolition and early site work anticipated to begin in Q1 of FY2023.

Budget and Funding

FY22 Current Budget	YTD % Budget Expended
\$27.00	35%

FY22 Funding Sources	YTD Expended
Formula	\$0.00
PRIIA	\$0.00
Other	\$0.00
Federal Subtotal	\$0.00
System Performance	\$0.00
Reimbursable/Other	\$0.00
DC Dedicated Funding	\$0.80
MD Dedicated Funding	\$0.75
VA Non-Restricted Dedicated Funding	\$0.54
VA Restricted Dedicated Funding	\$0.16
Local Subtotal	\$6.14
Debt	\$3.89
Net Accruals	\$3.43
Total FY22 Expenditures	\$9.57



WASHINGTON METROPOLITAN AREA TRANSIT AUTHORITY

(CIP0275)

Top 20 Active Contracts by Allocated CIP Value

Contract Number	Vendor	Activity	Contract Value	Allocated CIP Value	Contract Start Date	Contract Expiration Date
FQ18110	CHK America Inc	3rd_party	\$14,443,906	\$54,495	4/12/2018	4/11/2023
FQ18033D	Jacobs Engineering Group, Inc.	consult	\$84,500,000	\$36,423	8/21/2018	8/21/2023
FQ15191-FY18	Gannett Fleming-Parsons Joint Venture II	consult	\$100,000,000	\$5,000	2/11/2017	3/31/2020



WASHINGTON METROPOLITAN AREA TRANSIT AUTHORITY

(CIP0276) Art in Transit and Station Commercialization Program

FY2022 Q4

Initiative Type: Program
 Investment Program: Station Systems
 Investment Category: Stations and Passenger Facilities

Mode: Systemwide
 Location: Systemwide

Description

This program restores Metro's art collection and helps Metro develop plans to commercialize underutilized space in Metrorail stations.



Expected Outcome

Expands customer amenities in the form of retail and advertising, and develops consistent design standards to improve the customer experience and provide diverse revenue streams for Metro. Restores Metro's art collection.

Strategic Drivers

 Safety	 Security	 Reliability/SGR
---	--	---

Overall Status

(Programs are ongoing)

Development & Evaluation	
Implementation & Construction	
Operations Activation	

Metro is conducting remediation work on the Glenmont art installation (anticipated to be completed in Q1 of FY2023). A procurement for design standards and station commercialization strategies is being developed.

Budget and Funding

FY22 Current Budget	YTD % Budget Expended
\$0.71	46%

FY22 Funding Sources	YTD Expended
Formula	\$0.00
PRIIA	\$0.00
Other	\$0.00
Federal Subtotal	\$0.00
System Performance	\$0.31
Reimbursable/Other	\$0.00
DC Dedicated Funding	\$0.01
MD Dedicated Funding	\$0.01
VA Non-Restricted Dedicated Funding	\$0.00
VA Restricted Dedicated Funding	\$0.00
Local Subtotal	\$0.33
Debt	\$0.00
Net Accruals	\$0.00
Total FY22 Expenditures	\$0.33



WASHINGTON METROPOLITAN AREA TRANSIT AUTHORITY

(CIP0276)

Top 20 Active Contracts by Allocated CIP Value

Contract Number	Vendor	Activity	Contract Value	Allocated CIP Value	Contract Start Date	Contract Expiration Date
FQ18033A	Parsons Transportation Group Inc	consult	\$57,000,000	\$404,567	9/24/2018	9/24/2023
CARCH222022	Artbridge LLC	construction	\$99,436	\$99,436	11/30/2021	6/30/2022



WASHINGTON METROPOLITAN AREA TRANSIT AUTHORITY

(CIP0277) Supply Chain Modernization

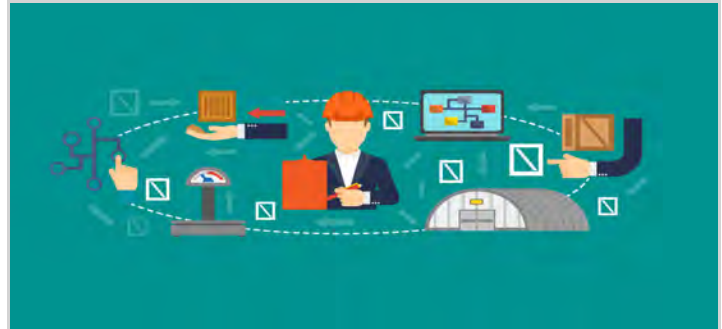
FY2022 Q4

Initiative Type: Project
 Investment Program: Support Equipment/Services
 Investment Category: Business and Operations Support

Mode: Rail
 Location: Systemwide

Description




This project modernizes Metro's warehouses including supply chain for logistics, warehousing, planning, and ordering of inventory.



Expected Outcome

Improves Metro's ability to manage inventory and supplies the right parts at the right time to maintenance operations increasing efficiency and lowering inventory levels and costs.

Strategic Drivers

 Safety	 Security	 Reliability/SGR
---	--	---

Overall Status

Development & Evaluation	X
Implementation & Construction	
Operations Activation	

Metro completed a business process evaluation of modern technologies to improve supply chain management of parts and supplies used by various maintenance employees. A solicitation for a warehouse management system (WMS) is anticipated to occur in FY2023.

Budget and Funding

FY22 Current Budget	YTD % Budget Expended
\$0.50	64%

FY22 Funding Sources	YTD Expended
Formula	\$0.00
PRIIA	\$0.00
Other	\$0.00
Federal Subtotal	\$0.00
System Performance	\$0.01
Reimbursable/Other	\$0.00
DC Dedicated Funding	\$0.11
MD Dedicated Funding	\$0.10
VA Non-Restricted Dedicated Funding	\$0.07
VA Restricted Dedicated Funding	\$0.02
Local Subtotal	\$0.32
Debt	\$0.00
Net Accruals	\$0.00
Total FY22 Expenditures	\$0.32



WASHINGTON METROPOLITAN AREA TRANSIT AUTHORITY

(CIP0277) Top 20 Active Contracts by Allocated CIP Value

Contract Number	Vendor	Activity	Contract Value	Allocated CIP Value	Contract Start Date	Contract Expiration Date
CQ18187C	KPMG LLP	consult	\$1,122,999	\$1,122,999	6/1/2019	12/31/2019
CSCES211182	ST ONGE COMPANY	consult	\$654,840	\$42,840	9/29/2021	10/3/2022



WASHINGTON METROPOLITAN AREA TRANSIT AUTHORITY

(CIP0279) Railyard Shop Equipment Replacement

FY2022 Q4

Initiative Type: Program
 Investment Program: Platforms & Structures
 Investment Category: Stations and Passenger Facilities

Mode: Rail
 Location: Huntington

Description

This program replaces or rehabilitates Metro rail shop maintenance equipment, such as overhead cranes, rail train lifts, hoists, industrial shop air compressors, that are inoperable, deficient or have reached the end of useful life.



Expected Outcome

Allows railcar maintenance activities to be completed safely and efficiently using equipment that is maintained in a state of good repair as measured by the Metrorail system employee injury rate performance indicator [FY20 target of less than 3.4 per 200,000 hours worked] and the Rail Fleet Reliability performance indicator [FY20 greater than 130,000 miles between delay].

Strategic Drivers

 Safety	 Security	 Reliability/SGR
---	--	---

Overall Status

(Programs are ongoing)

Development & Evaluation	
Implementation & Construction	
Operations Activation	

Budget and Funding

FY22 Current Budget	YTD % Budget Expended
\$0.90	17%

FY22 Funding Sources	YTD Expended
Formula	\$0.00
PRIIA	\$0.00
Other	\$0.00
Federal Subtotal	\$0.00
System Performance	\$0.00
Reimbursable/Other	\$0.00
DC Dedicated Funding	\$0.05
MD Dedicated Funding	\$0.05
VA Non-Restricted Dedicated Funding	\$0.03
VA Restricted Dedicated Funding	\$0.01
Local Subtotal	\$0.14
Debt	\$0.00
Net Accruals	\$0.01
Total FY22 Expenditures	\$0.16



WASHINGTON METROPOLITAN AREA TRANSIT AUTHORITY

(CIP0279)

Top 20 Active Contracts by Allocated CIP Value

Contract Number	Vendor	Activity	Contract Value	Allocated CIP Value	Contract Start Date	Contract Expiration Date
FQ18033G	Gannett Fleming Engineers and Architects	consult	\$90,000,000	\$100,000	8/23/2018	8/23/2023



WASHINGTON METROPOLITAN AREA TRANSIT AUTHORITY

(CIP0283) Railcar Maintenance Facilities State of Good Repair

FY2022 Q4

Initiative Type: Program
 Investment Program: Maintenance Facilities
 Investment Category: Railcar and Railcar Facilities

Mode: Rail
 Location: Systemwide

Description




This program rehabilitates and replaces major railcar maintenance equipment including those requiring facility modifications such as railcar washes.



Expected Outcome

Provides employees with appropriate equipment to maintain railcars in a state of good repair as measured by Rail Fleet Reliability performance indicator [FY20 greater than 130,000 miles between delay].

Strategic Drivers

 Safety	 Security	 Reliability/SGR
--	---	--

Overall Status

(Programs are ongoing)

Development & Evaluation	
Implementation & Construction	
Operations Activation	

Design for train wash rehabilitations at Branch Ave., Greenbelt, Glenmont, New Carrollton, West Falls Church, Alexandria, and Shady Grove Rail Yards is concluding. The award of a construction contract is anticipated to occur in FY2023.

Budget and Funding

FY22 Current Budget	YTD % Budget Expended
\$3.26	193%

FY22 Funding Sources	YTD Expended
Formula	\$0.00
PRIIA	\$0.00
Other	\$0.00
Federal Subtotal	\$0.00
System Performance	\$0.07
Reimbursable/Other	\$0.00
DC Dedicated Funding	\$2.28
MD Dedicated Funding	\$2.13
VA Non-Restricted Dedicated Funding	\$1.52
VA Restricted Dedicated Funding	\$0.45
Local Subtotal	\$6.45
Debt	\$0.00
Net Accruals	(\$0.15)
Total FY22 Expenditures	\$6.30



WASHINGTON METROPOLITAN AREA TRANSIT AUTHORITY

(CIP0283) Top 20 Active Contracts by Allocated CIP Value

Contract Number	Vendor	Activity	Contract Value	Allocated CIP Value	Contract Start Date	Contract Expiration Date
FQ19172G	Gannett Fleming Engineers and Architects	engineering	\$12,250,000	\$4,628,352	10/3/2019	10/3/2024
FQ15191-FY19	Gannett Fleming-Parsons Joint Venture II	engineering		\$979,997	5/2/2017	6/30/2020
FQ18033F	DHA/RK&K Joint Venture	consult	\$78,000,000	\$609,683	8/16/2018	8/16/2023
FQ18033B	HNTB Corporation	engineering	\$65,000,000	\$48,000	8/2/2018	8/2/2023



WASHINGTON METROPOLITAN AREA TRANSIT AUTHORITY

(CIP0284) Railyard Facility and Site Rehabilitation

FY2022 Q4

Initiative Type: Program
 Investment Program: Maintenance Facilities
 Investment Category: Railcar and Railcar Facilities

Mode: Rail
 Location: Systemwide

Description

This program rehabilitates railyard facilities, systems, and site assets to achieve and maintain a state of good repair.



Expected Outcome

Maintains railyard facilities in a state of good repair to support efficient operations and the wide range of functions on site.

Strategic Drivers



Safety



Security



Reliability/SGR

Overall Status

(Programs are ongoing)

Development & Evaluation	
Implementation & Construction	
Operations Activation	

Metro is currently upgrading the sewage lift at Greenbelt and completing design work for a tramming table installation. The comprehensive rail yard rehabilitation preliminary engineering and design is also ongoing. Metro replaced the drop table at Shady Grove Service and Inspection Shop in Q1.

Budget and Funding

FY22 Current Budget	YTD % Budget Expended
\$2.14	25%

FY22 Funding Sources	YTD Expended
Formula	\$0.00
PRIIA	\$0.00
Other	\$0.00
Federal Subtotal	\$0.00
System Performance	\$0.09
Reimbursable/Other	\$0.00
DC Dedicated Funding	\$0.17
MD Dedicated Funding	\$0.16
VA Non-Restricted Dedicated Funding	\$0.12
VA Restricted Dedicated Funding	\$0.03
Local Subtotal	\$0.57
Debt	\$0.00
Net Accruals	(\$0.04)
Total FY22 Expenditures	\$0.54



WASHINGTON METROPOLITAN AREA TRANSIT AUTHORITY

(CIP0284)

Top 20 Active Contracts by Allocated CIP Value

Contract Number	Vendor	Activity	Contract Value	Allocated CIP Value	Contract Start Date	Contract Expiration Date
FQ18033G	Gannett Fleming Engineers and Architects	consult	\$90,000,000	\$2,182,950	8/23/2018	8/23/2023
FQ18033E	Louis Berger (DC), PLLC/Urban Engineers	consult	\$22,500,000	\$1,086,491	8/21/2018	8/21/2023
FQ15191-FY18	Gannett Fleming-Parsons Joint Venture II	consult	\$100,000,000	\$824,595	2/11/2017	3/31/2020
C20192	Railquip	construction	\$406,550	\$406,550	10/23/2020	10/22/2021
FQ19172P	C C Johnson & Malhotra PC	engineering	\$900,000	\$278,568	10/3/2019	10/3/2024
FQ15191-FY19	Gannett Fleming-Parsons Joint Venture II	consult		\$79,700	5/2/2017	6/30/2020
FQ18033F	DHA/RK&K Joint Venture	construction	\$60,000,000	\$36,763	8/16/2018	8/16/2023
FQ16036A	Potomac Construction Co Inc	construction	\$25,000,000	\$29,000	10/10/2017	10/9/2022
FQ17044O	Orion Management LLC	construction	\$0	\$15,000	12/27/2018	6/30/2021



WASHINGTON METROPOLITAN AREA TRANSIT AUTHORITY

(CIP0286) Power Generator Replacement

FY2022 Q4

Initiative Type: Program
 Investment Program: Power
 Investment Category: Rail Systems

Mode: Rail
 Location: Systemwide

Description

This program provides for the replacement of power generators throughout system.



Expected Outcome

Provides additional resiliency to the Metrorail system by providing a back up power source to critical infrastructure including fire and life safety and communications systems and equipment.

Strategic Drivers



Safety



Security



Reliability/SGR

Overall Status

(Programs are ongoing)

Development & Evaluation	
Implementation & Construction	
Operations Activation	

Metro is installing three new generators with completion anticipated in Q1 of FY2023.

Budget and Funding

FY22 Current Budget	YTD % Budget Expended
\$0.73	38%

FY22 Funding Sources	YTD Expended
Formula	\$0.00
PRIIA	\$0.00
Other	\$0.00
Federal Subtotal	\$0.00
System Performance	\$0.02
Reimbursable/Other	\$0.00
DC Dedicated Funding	\$0.03
MD Dedicated Funding	\$0.03
VA Non-Restricted Dedicated Funding	\$0.02
VA Restricted Dedicated Funding	\$0.01
Local Subtotal	\$0.10
Debt	\$0.00
Net Accruals	\$0.17
Total FY22 Expenditures	\$0.27



WASHINGTON METROPOLITAN AREA TRANSIT AUTHORITY

(CIP0286)

Top 20 Active Contracts by Allocated CIP Value

Contract Number	Vendor	Activity	Contract Value	Allocated CIP Value	Contract Start Date	Contract Expiration Date
FQ17044S	Singleton Electric Company, Inc.	construction	\$0	\$470,000	8/9/2018	6/30/2021
FQ18033G	Gannett Fleming Engineers and Architects	consult	\$90,000,000	\$50,000	8/23/2018	8/23/2023



WASHINGTON METROPOLITAN AREA TRANSIT AUTHORITY

(CIP0291) Tunnel Ventilation Improvements

FY2022 Q4

Initiative Type: Project
 Investment Program: Structures
 Investment Category: Track and Structures Rehabilitation

Mode: Rail
 Location: Cleveland Park; Woodley Park; Van Ness

Description




This project upgrades and installs additional underground fans including components such as, electrical infrastructure, lighting, communications equipment, ladders, steps, smoke detectors, alarms, and information technology infrastructure. Under CIP0356, a pilot and evaluation to rehabilitate ventilation shaft components will be implemented on the Red Line to serve as a proof of concept for future designs across the Metrorail System.



Expected Outcome

Improves the tunnel ventilation system performance and capacity by installing additional fans to move smoke more efficiently, increasing passenger and employee safety as measured by the Metrorail customer injury rate performance indicator [FY20 target of less than 1.40 injuries per million passengers] and the Metrorail system employee injury rate performance indicator [FY20 target of less than 3.4 per 200,000 hours worked].

Strategic Drivers

 Safety	 Security	 Reliability/SGR
--	---	--

Overall Status

Development & Evaluation	X
Implementation & Construction	X
Operations Activation	

Metro is developing a plan for future work which will rely on results and lessons learned from the pilot project (CIP0356).

Budget and Funding

FY22 Current Budget	YTD % Budget Expended
\$2.40	15%

FY22 Funding Sources	YTD Expended
Formula	\$0.00
PRIIA	\$0.00
Other	\$0.00
Federal Subtotal	\$0.00
System Performance	\$0.01
Reimbursable/Other	\$0.00
DC Dedicated Funding	\$0.13
MD Dedicated Funding	\$0.12
VA Non-Restricted Dedicated Funding	\$0.09
VA Restricted Dedicated Funding	\$0.03
Local Subtotal	\$0.44
Debt	\$0.05
Net Accruals	(\$0.08)
Total FY22 Expenditures	\$0.35



WASHINGTON METROPOLITAN AREA TRANSIT AUTHORITY

(CIP0291) Top 20 Active Contracts by Allocated CIP Value

Contract Number	Vendor	Activity	Contract Value	Allocated CIP Value	Contract Start Date	Contract Expiration Date
FQ15192-FY20	Mott MacDonald I&E, LLC	engineering	\$46,000,000	\$5,298,482	7/18/2019	6/30/2020
FQ18033F	DHA/RK&K Joint Venture	consult	\$78,000,000	\$714,683	8/16/2018	8/16/2023
FQ15191-FY18	Gannett Fleming-Parsons Joint Venture II	consult	\$100,000,000	\$424,865	2/11/2017	3/31/2020
FQ15192-FY18	Mott MacDonald I&E, LLC	consult	\$75,000,000	\$350,001	3/8/2017	12/31/2019
FQ19172M	Mott MacDonald-WSP Joint Venture	engineering	\$10,000,000	\$314,663	10/3/2019	10/3/2024
FQ15191-FY19	Gannett Fleming-Parsons Joint Venture II	consult	\$64,000,000	\$137,131	5/2/2017	6/30/2020
C20147	K&J Consulting Services Inc	construction	\$19,773,890	\$120,000	9/30/2020	10/31/2025
FQ18033B	HNTB Corporation	consult	\$24,500,000	\$104,595	8/2/2018	8/2/2023
FQ18110	CHK America Inc	equip_matl	\$8,635,950	\$17,325	4/12/2018	4/11/2022



WASHINGTON METROPOLITAN AREA TRANSIT AUTHORITY

(CIP0294) Bridge Rehabilitation Program

FY2022 Q4

Initiative Type: Program
 Investment Program: Structures
 Investment Category: Track and Structures Rehabilitation

Mode: Rail
 Location: Systemwide

Description




This program rehabilitates structural and system components of rail tunnels, aerial structures, and station platforms across the Metro system. Metro is rehabilitating additional structural and system components under Structural Rehabilitation - Package 1 (CIP0348).



Expected Outcome

Returns bridges and other Metro infrastructure to a state of good repair, avoiding future emergency shutdowns to address major defects identified in inspections.

Strategic Drivers

 Safety	 Security	 Reliability/SGR
---	--	---

Overall Status

(Programs are ongoing)

Development & Evaluation	
Implementation & Construction	
Operations Activation	

Metro is currently advancing design and engaging stakeholders for the demolition of three existing 1890s streetcar trestle bridges in DC and MD. Repairs to the Eisenhower and Rockville bridges were completed in Q1, and repairs to the Glenmont pedestrian bridge were completed in Q3.

Budget and Funding

FY22 Current Budget	YTD % Budget Expended
\$3.50	32%

FY22 Funding Sources	YTD Expended
Formula	\$0.00
PRIIA	\$0.00
Other	\$0.00
Federal Subtotal	\$0.00
System Performance	\$0.00
Reimbursable/Other	\$0.00
DC Dedicated Funding	\$0.38
MD Dedicated Funding	\$0.36
VA Non-Restricted Dedicated Funding	\$0.26
VA Restricted Dedicated Funding	\$0.08
Local Subtotal	\$2.98
Debt	\$1.90
Net Accruals	(\$1.85)
Total FY22 Expenditures	\$1.13



WASHINGTON METROPOLITAN AREA TRANSIT AUTHORITY

(CIP0294)

Top 20 Active Contracts by Allocated CIP Value

Contract Number	Vendor	Activity	Contract Value	Allocated CIP Value	Contract Start Date	Contract Expiration Date
FQ18033G	Gannett Fleming Engineers and Architects	consult	\$90,000,000	\$2,167,950	8/23/2018	8/23/2023
FQ19172J	AECOM Technical Services Inc	engineering	\$2,500,000	\$1,307,528	10/3/2019	10/3/2024
FQ16036-G	F.H. Paschen, S.N. Nielsen & Assoc., LLC	construction	\$4,124,317	\$435,024	10/15/2018	10/9/2022
FQ16036B	The Matthews Group, Inc. T/A TMG Constru	construction	\$18,896,292	\$176,000	10/10/2017	10/9/2022
FQ15192-FY18	Mott MacDonald I&E, LLC	consult	\$75,000,000	\$150,000	3/8/2017	12/31/2019
FQ16036A	Potomac Construction Co Inc	construction	\$25,205,005	\$141,470	10/10/2017	10/9/2022
FQ18033F	DHA/RK&K Joint Venture	consult	\$55,000,000	\$122,820	8/16/2018	8/16/2023
FQ18033B	HNTB Corporation	engineering	\$65,000,000	\$90,000	8/2/2018	8/2/2023
FQ15192-FY20	Mott MacDonald I&E, LLC	consult	\$46,000,000	\$86,345	7/18/2019	6/30/2021
FQ19172A	AECOM, USA, INC.	construction	\$15,200,000	\$56,341	10/3/2019	10/3/2024
FQ15191-FY19	Gannett Fleming-Parsons Joint Venture II	consult	\$75,000,000	\$48,246	5/2/2017	12/31/2021
FQ18110	CHK America Inc	3rd_party	\$8,635,950	\$37,923	4/12/2018	4/11/2022
FQ15191-FY18	Gannett Fleming-Parsons Joint Venture II	consult	\$100,000,000	\$30,000	2/11/2017	3/31/2020



WASHINGTON METROPOLITAN AREA TRANSIT AUTHORITY

(CIP0297) Union Station Improvements

FY2022 Q4

Initiative Type: Project
 Investment Program: Platforms & Structures
 Investment Category: Stations and Passenger Facilities

Mode: Rail
 Location: Union Station

Description

This project will relieve congestion at Union Station by implementing a redesign of the First Street northeast entrance including expanding the north mezzanine by adding stairs, adding additional fare gates, and relocating the fare vending machines.



Expected Outcome

Improves customer crowding and convenience by providing a better flow for riders as they enter and exit the station, as well as improved lighting and an additional staircase.

Strategic Drivers

 Safety	 Security	 Reliability/SGR
--	---	--

Overall Status

Development & Evaluation	
Implementation & Construction	X
Operations Activation	

Metro is currently updating designs and finalizing agreements with Amtrak for the Union Station - 1st NE Entrance improvements. Construction is anticipated to occur in late FY2023.

Budget and Funding

FY22 Current Budget	YTD % Budget Expended
\$7.30	7%

FY22 Funding Sources	YTD Expended
Formula	\$0.00
PRIIA	\$0.00
Other	\$0.00
Federal Subtotal	\$0.00
System Performance	\$0.02
Reimbursable/Other	\$0.00
DC Dedicated Funding	\$0.22
MD Dedicated Funding	\$0.20
VA Non-Restricted Dedicated Funding	\$0.14
VA Restricted Dedicated Funding	\$0.04
Local Subtotal	\$0.63
Debt	\$0.00
Net Accruals	(\$0.13)
Total FY22 Expenditures	\$0.50



WASHINGTON METROPOLITAN AREA TRANSIT AUTHORITY

(CIP0297)

Top 20 Active Contracts by Allocated CIP Value

Contract Number	Vendor	Activity	Contract Value	Allocated CIP Value	Contract Start Date	Contract Expiration Date
FQ18033I	AECOM-STV JV	consult	\$70,000,000	\$120,000	7/1/2018	6/30/2025
FQ19172G	Gannett Fleming Engineers and Architects	engineering	\$72,500,000	\$23,165	10/3/2019	10/3/2024



WASHINGTON METROPOLITAN AREA TRANSIT AUTHORITY

(CIP0302) Huntington Station Parking Garage Demolition

FY2022 Q4

Initiative Type: Project
 Investment Program: Platforms & Structures
 Investment Category: Stations and Passenger Facilities

Mode: Rail
 Location: Huntington

Description

This project is part of a joint development between Metro and Fairfax County to replace the south parking garage at the Huntington Station in Fairfax County. The development enables Metro to offer up to 12 acres for private development.



Expected Outcome

Enables development of a new bus loop to accommodate Fairfax County's planned Bus Rapid Transit terminus at Huntington station while replacing a closed parking facility.

Strategic Drivers



Safety



Security



Reliability/SGR

Overall Status

Development & Evaluation	X
Implementation & Construction	X
Operations Activation	

Metro is working with Fairfax County on creating a Master Plan for development at the south end of the Huntington Station.

Budget and Funding

FY22 Current Budget	YTD % Budget Expended
\$1.26	32%

FY22 Funding Sources	YTD Expended
Formula	\$0.00
PRIIA	\$0.00
Other	\$0.00
Federal Subtotal	\$0.00
System Performance	\$0.01
Reimbursable/Other	\$0.00
DC Dedicated Funding	\$0.15
MD Dedicated Funding	\$0.14
VA Non-Restricted Dedicated Funding	\$0.10
VA Restricted Dedicated Funding	\$0.03
Local Subtotal	\$0.45
Debt	\$0.00
Net Accruals	(\$0.05)
Total FY22 Expenditures	\$0.40



WASHINGTON METROPOLITAN AREA TRANSIT AUTHORITY

(CIP0302)

Top 20 Active Contracts by Allocated CIP Value

Contract Number	Vendor	Activity	Contract Value	Allocated CIP Value	Contract Start Date	Contract Expiration Date
FQ15191-FY19	Gannett Fleming-Parsons Joint Venture II	engineering	\$75,000,000	\$880,000	5/2/2017	9/1/2021



WASHINGTON METROPOLITAN AREA TRANSIT AUTHORITY

(CIP0307) Station Platform Rehabilitation - Phase 2

FY2022 Q4

Initiative Type: Project
 Investment Program: Platforms & Structures
 Investment Category: Stations and Passenger Facilities

Mode: Rail
 Location: East Falls Church, West Falls Church, Dunn Loring, Vienna

Description

This project rehabilitates and repairs platforms and systems at the following Orange and Blue/Yellow Lines stations in Virginia to address potentially unsafe and deteriorating conditions: East Falls Church, West Falls Church, Dunn Loring, Vienna, and Reagan National Airport. Customer experience improvements include slip-resistant tile, improved lighting, upgraded passenger shelters, new passenger information displays, improved public address system, new closed-circuit television system, and renovated bathrooms.



Expected Outcome

Upgrades and improves above-ground stations for customer comfort and to increase the lifespan of these assets, reducing future maintenance requirements and improving the quality of rail service provided for customers accessing these stations.

Strategic Drivers

 Safety	 Security	 Reliability/SGR
---	--	---

Overall Status

Development & Evaluation	
Implementation & Construction	X
Operations Activation	X

Safety certification and escort services are ongoing as project closeout activities continue. Major construction was completed during a 3-month station shutdown from May through September 2020. Platform rehabilitation for Reagan National Airport station was completed in December 2020 as part of this project.

Budget and Funding

FY22 Current Budget	YTD % Budget Expended
\$3.10	-7%

FY22 Funding Sources	YTD Expended
Formula	\$0.00
PRIIA	\$0.00
Other	\$0.00
Federal Subtotal	\$0.00
System Performance	\$0.01
Reimbursable/Other	\$0.00
DC Dedicated Funding	\$0.00
MD Dedicated Funding	\$0.00
VA Non-Restricted Dedicated Funding	\$0.00
VA Restricted Dedicated Funding	\$0.00
Local Subtotal	\$1.27
Debt	\$1.24
Net Accruals	(\$1.49)
Total FY22 Expenditures	(\$0.22)

Notes: All figures are preliminary and unaudited.



WASHINGTON METROPOLITAN AREA TRANSIT AUTHORITY

(CIP0307)

Top 20 Active Contracts by Allocated CIP Value

Contract Number	Vendor	Activity	Contract Value	Allocated CIP Value	Contract Start Date	Contract Expiration Date
C20088A	Transportation Management Service Inc	3rd_party	\$30,000,000	\$14,603,572	2/3/2020	2/2/2023
F20051AWD	Kiewit Infrastructure Company	construction	\$285,000,000	\$4,757,319	1/4/2020	2/25/2022
FQ18033A	Parsons Transportation Group Inc	consult	\$55,000,000	\$3,584,684	9/24/2018	9/24/2023
FQ18033I	AECOM-STV JV	consult	\$70,000,000	\$2,412,602	7/1/2018	6/30/2025
C20113	Transportation Management Service Inc	3rd_party	\$10,196,919	\$1,979,747	5/22/2020	5/21/2022
FQ15191-FY18	Gannett Fleming-Parsons Joint Venture II	consult	\$100,000,000	\$1,000,000	2/11/2017	3/31/2020
FQ18033F	DHA/RK&K Joint Venture	engineering	\$12,500,000	\$548,312	8/16/2018	8/16/2023
FQ18050 (B)	Prysmian Group Specialty Cables LLC	equip_matl	\$0	\$233,963	4/18/2018	4/22/2023
C20090	Summitville Tiles Inc	construction	\$5,000,000	\$150,414	12/30/2019	12/29/2022
C20147	K&J Consulting Services Inc	construction	\$19,773,890	\$90,000	9/30/2020	10/31/2025
C20094	North Carolina Granite Co	construction	\$2,000,000	\$7,039	4/2/2020	12/29/2022



WASHINGTON METROPOLITAN AREA TRANSIT AUTHORITY

(CIP0308) Station Platform Rehabilitation - Phase 3

FY2022 Q4

Initiative Type: Project
 Investment Program: Platforms & Structures
 Investment Category: Stations and Passenger Facilities

Mode: Rail
 Location: Cheverly, Landover, New Carrollton, Addison Rd., National Airport, Arlington Cemetery

Description




This project will rehabilitate and repair platforms and station systems at the following stations along the Green and Blue Lines in Maryland and Virginia to address potentially unsafe and deteriorating conditions: Arlington Cemetery, Addison Road, West Hyattsville, Prince George's Plaza, College Park, and Greenbelt. Customer experience improvements include slip-resistant tile, improved lighting, upgraded passenger shelters, new passenger information displays, and improved public address system.



Expected Outcome

Upgrades and improves above-ground stations for customer safety and comfort, as measured by the Metrorail customer injury rate performance indicator [FY20 target of less than 1.40 injuries per million passengers]. New platforms and other new/rehabilitated station assets will increase the lifespan of these assets, reducing future maintenance requirements and improving the quality of rail service provided for customers accessing these stations.

Strategic Drivers

 Safety	 Security	 Reliability/SGR
---	--	---

Overall Status

Development & Evaluation	X
Implementation & Construction	X
Operations Activation	

Metro finished major construction at Arlington Cemetery and Addison Road stations in FY2021 and reopened four Green Line stations for revenue service after major platform construction in Q1. Punch list items are currently being addressed.

Budget and Funding

FY22 Current Budget	YTD % Budget Expended
\$144.80	90%

FY22 Funding Sources	YTD Expended
Formula	\$0.00
PRIIA	\$128.85
Other	\$0.00
Federal Subtotal	\$128.85
System Performance	\$0.05
Reimbursable/Other	\$0.00
DC Dedicated Funding	\$0.73
MD Dedicated Funding	\$0.68
VA Non-Restricted Dedicated Funding	\$0.48
VA Restricted Dedicated Funding	\$0.14
Local Subtotal	\$40.16
Debt	\$38.08
Net Accruals	(\$38.72)
Total FY22 Expenditures	\$130.29

Notes: All figures are preliminary and unaudited.



WASHINGTON METROPOLITAN AREA TRANSIT AUTHORITY

(CIP0308) Top 20 Active Contracts by Allocated CIP Value

Contract Number	Vendor	Activity	Contract Value	Allocated CIP Value	Contract Start Date	Contract Expiration Date
C20088A	Transportation Management Service Inc	3rd_party	\$30,000,000	\$2,712,714	2/3/2020	2/2/2023
F20164	Kiewit Infrastructure Company	construction	\$347,000,000	\$2,173,000	10/30/2020	6/25/2022
FQ18033I	AECOM-STV JV	consult	\$70,000,000	\$1,900,132	7/1/2018	6/30/2025
FQ18033G	Gannett Fleming Engineers and Architects	consult	\$49,000,000	\$1,651,837	8/23/2018	8/23/2023
FQ18033A	Parsons Transportation Group Inc	consult	\$64,000,000	\$1,640,000	9/24/2018	9/24/2023
C20113	Transportation Management Service Inc	3rd_party	\$10,784,752	\$730,255	5/22/2020	5/21/2022
FQ15191-FY18	Gannett Fleming-Parsons Joint Venture II	consult	\$100,000,000	\$300,000	2/11/2017	3/31/2020
C20090	Summitville Tiles Inc	construction	\$5,000,000	\$267,936	12/30/2019	12/29/2022
FQ19172M	Mott MacDonald-WSP Joint Venture	engineering	\$10,000,000	\$204,866	10/3/2019	10/3/2024
FQ18033B	HNTB Corporation	consult	\$24,500,000	\$104,595	8/2/2018	8/2/2023
C20147	K&J Consulting Services Inc	construction	\$19,773,890	\$90,000	9/30/2020	10/31/2025
FQ18110	CHK America Inc	equip_matl	\$8,635,950	\$69,300	4/12/2018	4/11/2022
C20094	North Carolina Granite Co	construction	\$2,000,000	\$68,415	4/2/2020	12/29/2022
FQ18060	Benons LLC dba Falcon Transport	3rd_party	\$1,915,996	\$36,193	10/15/2018	10/14/2022



WASHINGTON METROPOLITAN AREA TRANSIT AUTHORITY

(CIP0310) Station Platform Rehabilitation - Phase 4

FY2022 Q4

Initiative Type: Project
 Investment Program: Platforms & Structures
 Investment Category: Stations and Passenger Facilities

Mode: Rail
 Location: Minnesota Avenue, Deanwood, Cheverly, Landover, New Carrollton

Description




This project will rehabilitate and repair platforms and systems at the following Orange Line stations in Maryland to address potentially unsafe and deteriorating conditions: Minnesota Avenue, Deanwood, Cheverly, Landover, and New Carrollton. Customer experience improvements include slip-resistant tile, improved lighting, upgraded passenger shelters, new passenger information displays, improved public address system, new closed-circuit television system, and renovated bathrooms.



Expected Outcome

Upgrades and improves above-ground stations for customer safety and comfort. New platforms and other new/rehabilitated station assets will increase the lifespan of these assets, reducing future maintenance requirements and improving the quality of rail service provided for customers accessing these stations.

Strategic Drivers

 Safety	 Security	 Reliability/SGR
--	---	--

Overall Status

Development & Evaluation	X
Implementation & Construction	X
Operations Activation	

The closure of the five Orange Line stations and major construction began in Q4 and will continue into FY2023. Structural renovations and repairs are also ongoing at seven bridges east of Stadium Armory.

Budget and Funding

FY22 Current Budget	YTD % Budget Expended
\$220.30	70%

FY22 Funding Sources	YTD Expended
Formula	\$0.00
PRIIA	\$0.00
Other	\$0.00
Federal Subtotal	\$0.00
System Performance	\$0.01
Reimbursable/Other	\$0.00
DC Dedicated Funding	\$0.62
MD Dedicated Funding	\$0.58
VA Non-Restricted Dedicated Funding	\$0.41
VA Restricted Dedicated Funding	\$0.12
Local Subtotal	\$136.61
Debt	\$134.87
Net Accruals	\$17.91
Total FY22 Expenditures	\$154.52



WASHINGTON METROPOLITAN AREA TRANSIT AUTHORITY

(CIP0310)

Top 20 Active Contracts by Allocated CIP Value

Contract Number	Vendor	Activity	Contract Value	Allocated CIP Value	Contract Start Date	Contract Expiration Date
C20088A	Transportation Management Service Inc	3rd_party	\$40,588,929	\$10,588,929	2/3/2020	2/2/2023
FQ18033A	Parsons Transportation Group Inc	consult	\$64,000,000	\$6,560,000	9/24/2018	9/24/2023
C20113	Transportation Management Service Inc	3rd_party	\$13,004,797	\$2,209,644	5/22/2020	5/21/2023
FQ18033G	Gannett Fleming Engineers and Architects	construction	\$88,050,000	\$1,334,853	8/23/2018	8/23/2023
C20088B	Yankee Line Transportation Management	3rd_party	\$7,316,153	\$517,127	6/6/2020	2/2/2023
FQ15192-FY18	Mott MacDonald I&E, LLC	consult	\$75,000,000	\$250,000	3/8/2017	12/31/2019
FQ19172M	Mott MacDonald-WSP Joint Venture	engineering	\$55,500,000	\$99,516	10/3/2019	10/3/2024
FQ18110	CHK America Inc	3rd_party	\$14,443,906	\$72,660	4/12/2018	4/11/2023
FQ15191-FY18	Gannett Fleming-Parsons Joint Venture II	consult		\$51,000	2/11/2017	3/31/2020
FIRPG211121	Kiewit Infrastructure Company	engineering	\$280,777,000	\$49,945	7/8/2021	12/31/2022
FQ18033B	HNTB Corporation	engineering	\$65,000,000	\$31,000	8/2/2018	8/2/2023



WASHINGTON METROPOLITAN AREA TRANSIT AUTHORITY

(CIP0311) Bladensburg Bus Garage Replacement

FY2022 Q4

Initiative Type: Project
 Investment Program: Maintenance Facilities
 Investment Category: Bus, Bus Facilities and Paratransit

Mode: Bus
 Location: Bladensburg Bus Division site

Description



This project will demolish and replace the existing obsolete bus maintenance and operations facility at Bladensburg to improve use and capacity of limited facility space. The new facility, to be designed to achieve LEED certification, will have an on-site employee parking lot, multiple access points, parking for up to 300 buses, 25 maintenance bays, and a compressed natural gas (CNG) fueling station. The construction will support future electric bus charging infrastructure.



Expected Outcome

Provides a new LEED certified bus facility that will improve bus safety, efficiency, maintenance and operations, while maximizing bus fleet availability as measured by as measured by the bus system employee injury rate performance indicator [FY20 target of less than 9.4 per 200,000 hours worked] and the Bus Fleet Reliability performance indicator [FY20 target greater than 7,000 miles between failures].

Strategic Drivers

 Safety	 Security	 Reliability/SGR
--	---	--

Overall Status

Development & Evaluation	X
Implementation & Construction	X
Operations Activation	

Demolition of the existing facility has been completed. Excavation and environmental remediation are ongoing.

Budget and Funding

FY22 Current Budget	YTD % Budget Expended
\$58.70	53%

FY22 Funding Sources	YTD Expended
Formula	\$6.31
PRIIA	\$0.00
Other	\$0.00
Federal Subtotal	\$6.31
System Performance	\$0.60
Reimbursable/Other	\$0.00
DC Dedicated Funding	\$1.65
MD Dedicated Funding	\$1.54
VA Non-Restricted Dedicated Funding	\$1.10
VA Restricted Dedicated Funding	\$0.33
Local Subtotal	\$17.89
Debt	\$12.68
Net Accruals	\$6.99
Total FY22 Expenditures	\$31.19



WASHINGTON METROPOLITAN AREA TRANSIT AUTHORITY

(CIP0311)

Top 20 Active Contracts by Allocated CIP Value

Contract Number	Vendor	Activity	Contract Value	Allocated CIP Value	Contract Start Date	Contract Expiration Date
FQ19144B-2	Hensel Phelps Construction Co	construction	\$252,911,000	\$238,739,326	10/8/2021	3/31/2027
FQ18033C	WSP USA Inc.	consult	\$68,250,000	\$10,991,741	8/15/2018	8/15/2023
FQ18033I	AECOM-STV JV	engineering	\$70,000,000	\$2,717,003	7/1/2018	6/30/2025
FQ19172D	Jacobs Engineering Group, Inc.	engineering	\$2,500,000	\$1,442,300	10/3/2019	10/3/2024
FQ15190B	HNTB Corporation	consult	\$0	\$574,805	3/29/2018	3/28/2023
FQ19172L	Johnson, Mirmiran & Thompson Inc.	engineering	\$5,000,000	\$556,819	10/3/2019	10/3/2024
FQ18033F	DHA/RK&K Joint Venture	engineering	\$12,500,000	\$548,312	8/16/2018	8/16/2023
FQ15192-FY18	Mott MacDonald I&E, LLC	consult	\$75,000,000	\$456,338	3/8/2017	12/31/2019
FQ18033A	Parsons Transportation Group Inc	engineering	\$12,500,000	\$440,173	9/24/2018	9/24/2023
FQ19144B	Hensel Phelps Construction Co	construction	\$8,000,000	\$260,000	5/27/2020	3/31/2027
FQ15191-FY18	Gannett Fleming-Parsons Joint Venture II	consult	\$100,000,000	\$250,000	2/11/2017	3/31/2020
FQ170440	Orion Management LLC	construction	\$11,705,689	\$198,668	12/27/2018	6/30/2021
C20147	K&J Consulting Services Inc	construction	\$19,773,890	\$120,000	9/30/2020	10/31/2025
FQ18033G	Gannett Fleming Engineers and Architects	consult	\$90,000,000	\$50,000	8/23/2018	8/23/2023
FQ18110	CHK America Inc	3rd_party	\$14,443,906	\$27,248	4/12/2018	4/11/2023
FMCAP200229	Clever Devices Ltd.	construction	\$797,831	\$14,267	12/28/2020	6/30/2022



WASHINGTON METROPOLITAN AREA TRANSIT AUTHORITY

(CIP0312) Four Mile Run Bus Garage Rehabilitation

FY2022 Q4

Initiative Type: Project
 Investment Program: Maintenance Facilities
 Investment Category: Bus, Bus Facilities and Paratransit

Mode: Bus
 Location: Arlington, VA

Description

The project rehabilitates interior and exterior elements of the Four Mile Run bus facility to restore a state of good repair and meet short-term fleet capacity needs due to other bus facility replacement projects.



Expected Outcome

Provides a more modern facility while incorporating operating efficiencies that enable Metro to increase throughput to accommodate fleet requirements arising from other bus facility replacements.

Strategic Drivers



Safety



Security



Reliability/SGR

Overall Status

Development & Evaluation	
Implementation & Construction	X
Operations Activation	

Rehabilitation studies and assessments for this project are anticipated to begin in FY2023.

Budget and Funding

FY22 Current Budget	YTD % Budget Expended
\$4.50	0%

FY22 Funding Sources	YTD Expended
Formula	\$0.00
PRIIA	\$0.00
Other	\$0.00
Federal Subtotal	\$0.00
System Performance	\$0.00
Reimbursable/Other	\$0.00
DC Dedicated Funding	\$0.00
MD Dedicated Funding	\$0.00
VA Non-Restricted Dedicated Funding	\$0.00
VA Restricted Dedicated Funding	\$0.00
Local Subtotal	\$0.00
Debt	\$0.00
Net Accruals	\$0.00
Total FY22 Expenditures	\$0.00



There are no active contracts associated with this CIP



WASHINGTON METROPOLITAN AREA TRANSIT AUTHORITY

(CIP0315) Northern Bus Garage Replacement

FY2022 Q4

Initiative Type: Project
 Investment Program: Maintenance Facilities
 Investment Category: Bus, Bus Facilities and Paratransit

Mode: Bus
 Location: Northern Bus Division site

Description




This project replaces the obsolete Northern Bus Garage to address structural deficiencies and improve use of limited facility space. The new facility will be designed to achieve LEED certification and retain the historical façade, provide multiple access points and parking for approximately 150 buses, support future electric bus charging infrastructure, and incorporate potential retail or public space.



Expected Outcome

Provides a modern and safe bus operations and maintenance facility that will reduce associated energy consumption and operating costs and maximize bus fleet availability as measured by the Bus Fleet Reliability performance indicator [FY20 target greater than 7,000 miles between failures]. The design will preserve the historic facade, offering potential retail space for revenue generation and/or provide public space.

Strategic Drivers

 Safety	 Security	 Reliability/SGR
--	---	--

Overall Status

Development & Evaluation	
Implementation & Construction	X
Operations Activation	

Pre-construction activities are ongoing while final approvals are obtained. Construction on the bus garage facility is anticipated to begin in Q1 of FY2023.

Budget and Funding

FY22 Current Budget	YTD % Budget Expended
\$17.02	107%

FY22 Funding Sources	YTD Expended
Formula	\$13.26
PRIIA	\$0.00
Other	\$0.00
Federal Subtotal	\$13.26
System Performance	\$0.60
Reimbursable/Other	\$0.00
DC Dedicated Funding	\$0.81
MD Dedicated Funding	\$0.75
VA Non-Restricted Dedicated Funding	\$0.54
VA Restricted Dedicated Funding	\$0.16
Local Subtotal	\$9.17
Debt	\$6.31
Net Accruals	(\$4.14)
Total FY22 Expenditures	\$18.29



WASHINGTON METROPOLITAN AREA TRANSIT AUTHORITY

(CIP0315)

Top 20 Active Contracts by Allocated CIP Value

Contract Number	Vendor	Activity	Contract Value	Allocated CIP Value	Contract Start Date	Contract Expiration Date
FQ18033G	Gannett Fleming Engineers and Architects	consult	\$90,000,000	\$7,344,132	8/23/2018	8/23/2023
FQ19144N	Clark Construction Group, LLC	construction	\$49,600,000	\$2,000,000	8/29/2019	8/30/2022
FQ18033I	AECOM-STV JV	consult	\$70,000,000	\$984,669	7/1/2018	6/30/2025
FQ19172L	Johnson, Mirmiran & Thompson Inc.	engineering	\$5,000,000	\$772,345	10/3/2019	10/3/2024
FQ18033F	DHA/RK&K Joint Venture	engineering	\$12,500,000	\$548,314	8/16/2018	8/16/2023
FQ15190B	HNTB Corporation	consult	\$0	\$514,497	3/29/2018	3/28/2023
FQ15192-FY18	Mott MacDonald I&E, LLC	consult	\$75,000,000	\$456,333	3/8/2017	12/31/2019
FQ18033A	Parsons Transportation Group Inc	engineering	\$12,500,000	\$440,173	9/24/2018	9/24/2023
FQ18033C	WSP USA Inc.	engineering	\$70,000,000	\$245,000	8/15/2018	8/15/2023
C20147	K&J Consulting Services Inc	construction	\$19,773,890	\$120,000	9/30/2020	10/31/2025
FMCAP200229	Clever Devices Ltd.	3rd_party	\$705,395	\$116,019	12/28/2020	7/30/2021
FQ16036B	The Matthews Group, Inc. T/A TMG Constru	construction	\$17,386,226	\$85,581	10/10/2017	10/9/2022
FQ18033D	Jacobs Engineering Group, Inc.	consult	\$80,500,000	\$81,114	8/21/2018	8/21/2023
FQ18110	CHK America Inc	3rd_party	\$14,443,906	\$27,248	4/12/2018	4/11/2023



WASHINGTON METROPOLITAN AREA TRANSIT AUTHORITY

(CIP0319) Bus Maintenance Facility State of Good Repair Program

FY2022 Q4

Initiative Type: Program
 Investment Program: Maintenance Facilities
 Investment Category: Bus, Bus Facilities and Paratransit

Mode: Bus
 Location: Montgomery, Landover, Western, Four Mile, Bladensburg

Description

This program renovates bus maintenance facilities and equipment to achieve a state of good repair.



Expected Outcome

Provides modern, efficient, and safe bus operations and maintenance facilities as measured by the Metrobus customer injury rate performance indicator [FY20 target of less than 2.45 injuries per million passengers].

Strategic Drivers

 Safety	 Security	 Reliability/SGR
--	---	--

Overall Status

(Programs are ongoing)

Development & Evaluation	
Implementation & Construction	
Operations Activation	

Metro replaced bus vaults for fare box collections at various garages and the traffic light at Cinder Bed Road. A study on the replacement of restroom/breakrooms at seven locations will begin in FY2023.

Budget and Funding

FY22 Current Budget	YTD % Budget Expended
\$0.75	86%

FY22 Funding Sources	YTD Expended
Formula	\$0.00
PRIIA	\$0.00
Other	\$0.00
Federal Subtotal	\$0.00
System Performance	\$0.64
Reimbursable/Other	\$0.00
DC Dedicated Funding	\$0.00
MD Dedicated Funding	\$0.00
VA Non-Restricted Dedicated Funding	\$0.00
VA Restricted Dedicated Funding	\$0.00
Local Subtotal	\$0.64
Debt	\$0.00
Net Accruals	\$0.00
Total FY22 Expenditures	\$0.64



WASHINGTON METROPOLITAN AREA TRANSIT AUTHORITY

(CIP0319)

Top 20 Active Contracts by Allocated CIP Value

Contract Number	Vendor	Activity	Contract Value	Allocated CIP Value	Contract Start Date	Contract Expiration Date
FQ18033F	DHA/RK&K Joint Venture	consult	\$78,000,000	\$305,692	8/16/2018	8/16/2023



WASHINGTON METROPOLITAN AREA TRANSIT AUTHORITY

(CIP0322) Bus Passenger Fac./Systems Future Major Projects

FY2022 Q4

Initiative Type: Project
 Investment Program: Passenger Facilities/Systems
 Investment Category: Bus, Bus Facilities and Paratransit

Mode: Bus
 Location: Systemwide

Description

This project improves bus passenger accessibility at revenue facilities.



Expected Outcome

This project improves customer satisfaction and regulatory compliance.

Strategic Drivers

 Safety	 Security	 Reliability/SGR
---	--	---

Overall Status

Development & Evaluation	X
Implementation & Construction	
Operations Activation	

Metro completed a systemwide bus stop accessibility survey to ensure Metrobus stops meet ADA accessibility requirements. The survey included plans and prioritization for proposed improvements at deficient facilities.

Budget and Funding

FY22 Current Budget	YTD % Budget Expended
\$0.40	0%

FY22 Funding Sources	YTD Expended
Formula	\$0.00
PRIIA	\$0.00
Other	\$0.00
Federal Subtotal	\$0.00
System Performance	\$0.00
Reimbursable/Other	\$0.00
DC Dedicated Funding	\$0.00
MD Dedicated Funding	\$0.00
VA Non-Restricted Dedicated Funding	\$0.00
VA Restricted Dedicated Funding	\$0.00
Local Subtotal	\$0.00
Debt	\$0.00
Net Accruals	\$0.00
Total FY22 Expenditures	\$0.00



WASHINGTON METROPOLITAN AREA TRANSIT AUTHORITY

(CIP0322)

Top 20 Active Contracts by Allocated CIP Value

Contract Number	Vendor	Activity	Contract Value	Allocated CIP Value	Contract Start Date	Contract Expiration Date
FQ15190D-FY19	WSP USA Inc.	consult	\$0	\$750,000	3/22/2019	6/30/2021



WASHINGTON METROPOLITAN AREA TRANSIT AUTHORITY

(CIP0324) Capital Program Financial Support

FY2022 Q4

Initiative Type: Program
 Investment Program: Support Equipment/Services
 Investment Category: Business and Operations Support

Mode: Systemwide
 Location: Systemwide

Description

This program provides staff to support the financial management of the capital program, to include jurisdictional funds and federal grants.



Expected Outcome

Improves Metro's ability to compliantly manage the various sources of funding for Metro's extensive capital improvement program. This program supports Metro's financial responsibility, compliance efforts, and state of good repair efforts.

Strategic Drivers

 Safety	 Security	 Reliability/SGR
------------	--------------	---------------------

Overall Status

(Programs are ongoing)

Development & Evaluation	
Implementation & Construction	
Operations Activation	

Budget and Funding

FY22 Current Budget	YTD % Budget Expended
\$3.36	5%

FY22 Funding Sources	YTD Expended
Formula	\$0.00
PRIIA	\$0.00
Other	\$0.00
Federal Subtotal	\$0.00
System Performance	\$0.16
Reimbursable/Other	\$0.00
DC Dedicated Funding	\$0.00
MD Dedicated Funding	\$0.00
VA Non-Restricted Dedicated Funding	\$0.00
VA Restricted Dedicated Funding	\$0.00
Local Subtotal	\$0.16
Debt	\$0.00
Net Accruals	\$0.00
Total FY22 Expenditures	\$0.16



WASHINGTON METROPOLITAN AREA TRANSIT AUTHORITY

(CIP0324) Top 20 Active Contracts by Allocated CIP Value

Contract Number	Vendor	Activity	Contract Value	Allocated CIP Value	Contract Start Date	Contract Expiration Date
CQ19243	InfraStrategies LLC	consult	\$1,568,732	\$1,568,732	10/9/2019	10/8/2020
FQ10218-18	WSP USA Inc.	consult	\$26,900,640	\$299,171	10/6/2017	12/31/2019



WASHINGTON METROPOLITAN AREA TRANSIT AUTHORITY

(CIP0326) Real-Time Bus and Rail Data Feed Development

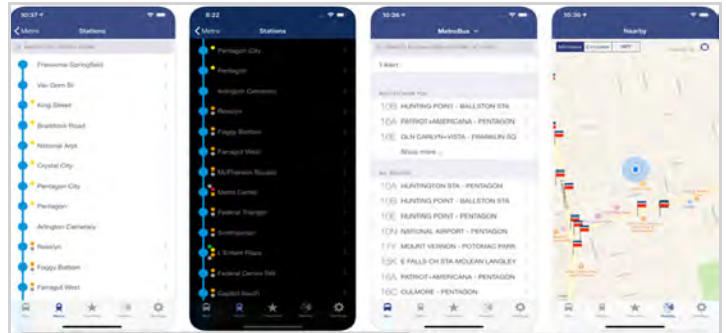
FY2022 Q4

Initiative Type: Project
 Investment Program: Passenger Facilities/Systems
 Investment Category: Bus, Bus Facilities and Paratransit

Mode: Bus
 Location: Systemwide

Description

This project develops general transit feed specifications (GTFS) for real-time data feeds for bus and rail service.



Expected Outcome

Provides a real-time information feed that contains schedule, fare, and geographic transit information, which improves the customer experience.

Strategic Drivers



Overall Status

Development & Evaluation	X
Implementation & Construction	
Operations Activation	

Metro is currently designing a real time bus time performance and travel speed management dashboard as well as a testing a tool to communicate real time service times.

Budget and Funding

FY22 Current Budget	YTD % Budget Expended
\$0.40	43%

FY22 Funding Sources	YTD Expended
Formula	\$0.00
PRIIA	\$0.00
Other	\$0.00
Federal Subtotal	\$0.00
System Performance	\$0.17
Reimbursable/Other	\$0.00
DC Dedicated Funding	\$0.03
MD Dedicated Funding	\$0.03
VA Non-Restricted Dedicated Funding	\$0.02
VA Restricted Dedicated Funding	\$0.01
Local Subtotal	\$0.26
Debt	\$0.00
Net Accruals	(\$0.09)
Total FY22 Expenditures	\$0.17

Notes: All figures are preliminary and unaudited.



WASHINGTON METROPOLITAN AREA TRANSIT AUTHORITY

(CIP0326)

Top 20 Active Contracts by Allocated CIP Value

Contract Number	Vendor	Activity	Contract Value	Allocated CIP Value	Contract Start Date	Contract Expiration Date
FQ15124_SFA	Susan Fitzgerald & Associates, Inc.	consult	\$0	\$375,000	4/14/2016	4/30/2021
CQ15044	Cambridge Systematics, Inc.	equip_matl	\$1,196,993	\$64,860	9/2/2015	7/31/2021
FQ19223	Swiftly, Inc.	3rd_party	\$573,500	\$17,000	2/24/2020	2/23/2021
CQ18192	Trapeze Software Group Inc	consult	\$5,906,667	\$7,200	9/1/2019	6/30/2021



WASHINGTON METROPOLITAN AREA TRANSIT AUTHORITY

(CIP0330) Information Technology Data Center

FY2022 Q4

Initiative Type: Project
 Investment Program: IT
 Investment Category: Business and Operations Support

Mode: Systemwide
 Location: Systemwide

Description

This project constructs a new data center to replace the existing data center at the Jackson Graham building that is being vacated. Metro will build a next-generation data center that blends new technologies with existing capabilities to continually improve and scale services to users, customers, and partners.



Expected Outcome

Replaces Metro's existing data center with a newer more modern facility to support the system and that will also enable Metro to expand existing non-fare revenue through the leasing of excess capacity.

Strategic Drivers

 Safety	 Security	 Reliability/SGR
---	--	---

Overall Status

Development & Evaluation	
Implementation & Construction	X
Operations Activation	

Metro continues to purchase and accept equipment and hardware for the new data center. Outfitting of the L'Enfant Plaza office building has been completed.

Budget and Funding

FY22 Current Budget	YTD % Budget Expended
\$36.80	148%

FY22 Funding Sources	YTD Expended
Formula	\$0.00
PRIIA	\$0.00
Other	\$0.00
Federal Subtotal	\$0.00
System Performance	\$1.59
Reimbursable/Other	\$0.00
DC Dedicated Funding	\$5.03
MD Dedicated Funding	\$4.70
VA Non-Restricted Dedicated Funding	\$3.35
VA Restricted Dedicated Funding	\$1.00
Local Subtotal	\$45.25
Debt	\$29.58
Net Accruals	\$9.29
Total FY22 Expenditures	\$54.54



WASHINGTON METROPOLITAN AREA TRANSIT AUTHORITY

(CIP0330) Top 20 Active Contracts by Allocated CIP Value

Contract Number	Vendor	Activity	Contract Value	Allocated CIP Value	Contract Start Date	Contract Expiration Date
CIT01211282	Copper River Information Technology	equip_matl	\$17,540,063	\$13,838,195	7/26/2021	7/30/2022
CQ19104	Dell Marketing LP	consult	\$194,300,000	\$11,949,482	7/23/2019	7/22/2023
CIT01222078	Sirius Computer Solutions	it_hardware_oth	\$4,747,661	\$4,747,661	3/7/2022	3/6/2027
CIT01222343-COOP	CAS Severn Inc	it_hardware_oth	\$1,302,577	\$1,302,577	6/30/2022	6/29/2023
CIT01222189	Avaya Inc	consult	\$638,422	\$638,422	6/30/2022	6/29/2023
FQ15124_SIR C*	Software Information Resource Corporatio	consult	\$0	\$387,750	4/13/2016	4/30/2021
FQ15124_ANN	Annuk Incorporated	consult	\$0	\$326,971	4/14/2016	4/30/2021
CQ19119	Canon Solutions America Inc	equip_matl	\$6,164,399	\$301,783	12/27/2018	12/26/2022
CIT01222117	Software Information Resource Corp SIRC	it_software_oth	\$251,034	\$251,034	12/30/2021	12/30/2022
CIT01211155	Copper River Information Technology	consult	\$909,039	\$225,000	3/2/2021	3/1/2022
CQ19089	Jones Lang LaSalle Americas Inc	consult	\$0	\$170,216	6/1/2019	12/10/2020
CDCI1211225	Insight Public Sector, Inc.	consult	\$6,615,829	\$133,246	8/1/2021	4/30/2023



WASHINGTON METROPOLITAN AREA TRANSIT AUTHORITY

(CIP0331) Enterprise Resource Planning Software Replacement

FY2022 Q4

Initiative Type: Project
 Investment Program: IT
 Investment Category: Business and Operations Support

Mode: Systemwide
 Location: Systemwide

Description




This project will implement a new enterprise resource planning (ERP) system. Metro will assess the existing suite of ERP systems supporting finance, procurement, workforce, payroll, and data warehousing functions to provide a roadmap and select an alternative to replace the current system.



Expected Outcome

Replaces the existing enterprise resource planning (ERP) system that is scheduled to sunset by the vendor in 2030. Provides the financial management and related systems critical to compliant financial managing and reporting.

Strategic Drivers

 Safety	 Security	 Reliability/SGR
---	--	---

Overall Status

Development & Evaluation	X
Implementation & Construction	
Operations Activation	

Phase 1 of the project is ongoing.

Budget and Funding

FY22 Current Budget	YTD % Budget Expended
\$6.31	13%

FY22 Funding Sources	YTD Expended
Formula	\$0.00
PRIIA	\$0.00
Other	\$0.00
Federal Subtotal	\$0.00
System Performance	\$0.80
Reimbursable/Other	\$0.00
DC Dedicated Funding	\$0.05
MD Dedicated Funding	\$0.05
VA Non-Restricted Dedicated Funding	\$0.03
VA Restricted Dedicated Funding	\$0.01
Local Subtotal	\$0.94
Debt	\$0.00
Net Accruals	(\$0.11)
Total FY22 Expenditures	\$0.83



WASHINGTON METROPOLITAN AREA TRANSIT AUTHORITY

(CIP0331)

Top 20 Active Contracts by Allocated CIP Value

Contract Number	Vendor	Activity	Contract Value	Allocated CIP Value	Contract Start Date	Contract Expiration Date
FQ15124_SYA	SyApps LLC	consult	\$0	\$656,026	4/14/2016	4/30/2021
FQ15124_SFA	Susan Fitzgerald & Associates, Inc.	consult	\$0	\$326,800	4/14/2016	4/30/2021
FQ15124_ERP	ERP Analysts Inc.	consult	\$0	\$288,000	4/13/2016	4/30/2021
FQ15124_IEL	Ideal ERP, LLC	consult	\$0	\$268,800	4/14/2016	4/30/2021
CIT01211234-PMG	Accenture LLP	consult	\$5,100,000	\$200,000	1/14/2022	4/12/2023
CQ19104	Dell Marketing LP	equip_matl	\$194,300,000	\$23,067	7/23/2019	7/22/2023



WASHINGTON METROPOLITAN AREA TRANSIT AUTHORITY

(CIP0332) Fiber Optic Cable Installation

FY2022 Q4

Initiative Type: Project
 Investment Program: Signals & Communications
 Investment Category: Rail Systems

Mode: Systemwide
 Location: Systemwide

Description


This project will install fiber optic cable for connectivity throughout the system to adjoining communication rooms along the rail Right-of-Way (ROW) and determine the appropriate strategy for installing fiber optic cabling to ancillary rooms such as traction power substations, low voltage power rooms, vent shafts, and tie breaker stations.



Expected Outcome

Replaces outdated copper wiring with fiber optic cable increasing bandwidth, speeds, reliability and enabling Metro to upgrade communication infrastructure to modern equipment that requires fiber-optic connectivity. New cabling will improve Metro's ability to remotely monitor assets, increasing the efficiency of maintenance.

Strategic Drivers

 Safety	 Security	 Reliability/SGR
---	--	---

Overall Status

Development & Evaluation	X
Implementation & Construction	
Operations Activation	

Survey and pre-construction activities are being completed.

Budget and Funding

FY22 Current Budget	YTD % Budget Expended
\$23.84	107%

FY22 Funding Sources	YTD Expended
Formula	\$0.00
PRIIA	\$0.00
Other	\$0.00
Federal Subtotal	\$0.00
System Performance	\$0.85
Reimbursable/Other	\$0.00
DC Dedicated Funding	\$2.65
MD Dedicated Funding	\$2.48
VA Non-Restricted Dedicated Funding	\$1.77
VA Restricted Dedicated Funding	\$0.53
Local Subtotal	\$16.58
Debt	\$8.30
Net Accruals	\$8.96
Total FY22 Expenditures	\$25.55



WASHINGTON METROPOLITAN AREA TRANSIT AUTHORITY

(CIP0332)

Top 20 Active Contracts by Allocated CIP Value

Contract Number	Vendor	Activity	Contract Value	Allocated CIP Value	Contract Start Date	Contract Expiration Date
FQ18033I	AECOM-STV JV	consult	\$55,500,000	\$7,217,442	7/1/2018	6/30/2025
FQ16148	C3M Power Systems, LLC	construction	\$120,084,837	\$6,606,748	8/7/2017	10/25/2022
FQ15192-FY19	Mott MacDonald I&E, LLC	engineering	\$50,000,000	\$4,527,432	11/4/2017	6/30/2020
FQ18050 (E)	Anixter Wire And Cable	equip_matl	\$0	\$1,203,600	4/18/2018	4/22/2023
C20088B	Yankee Line Transportation Management	3rd_party	\$7,316,153	\$381,410	6/6/2020	2/2/2023



WASHINGTON METROPOLITAN AREA TRANSIT AUTHORITY

(CIP0335) Office Consolidation - District of Columbia

FY2022 Q4

Initiative Type: Project
 Investment Program: Support Equipment/Services
 Investment Category: Business and Operations Support

Mode: Systemwide
 Location: L'Enfant Plaza

Description

Metro's regional office consolidation plan combines Metro's ten administrative facilities to four. This project funds the construction of a DC office building at 300 7th St. SW. The new site will be renovated to modern workplace standards, including new commercial amenities on the ground floor to activate the streetscape and generate lease revenue. In addition, Metro will improve the exterior appearance and add three floors. The building will be designed with the goal of achieving LEED certification.



Expected Outcome

Updates and modernizes office space for employees that will streamline business process, allow departments to be more logically organized and reduce Metro's long-term costs.

Strategic Drivers

 Safety	 Security	 Reliability/SGR
---	--	---

Overall Status

Development & Evaluation	
Implementation & Construction	X
Operations Activation	

Employee move-in occurred in Q4. Punchlist items are being addressed.

Budget and Funding

FY22 Current Budget	YTD % Budget Expended
\$87.29	73%

FY22 Funding Sources	YTD Expended
Formula	\$0.00
PRIIA	\$0.00
Other	\$0.00
Federal Subtotal	\$0.00
System Performance	\$0.10
Reimbursable/Other	\$0.00
DC Dedicated Funding	\$0.01
MD Dedicated Funding	\$0.01
VA Non-Restricted Dedicated Funding	\$0.01
VA Restricted Dedicated Funding	\$0.00
Local Subtotal	\$65.88
Debt	\$65.75
Net Accruals	(\$2.59)
Total FY22 Expenditures	\$63.29



WASHINGTON METROPOLITAN AREA TRANSIT AUTHORITY

(CIP0335)

Top 20 Active Contracts by Allocated CIP Value

Contract Number	Vendor	Activity	Contract Value	Allocated CIP Value	Contract Start Date	Contract Expiration Date
FQ18033D	Jacobs Engineering Group, Inc.	consult	\$82,500,000	\$42,602,194	8/21/2018	8/21/2023
C20053	Clearing Inc	consult	\$8,958,233	\$7,158,233	12/10/2019	12/31/2024
17COUN024_H L	Hogan Lovells US LLP	consult	\$1,097,480	\$350,000	7/1/2017	6/30/2020
FQ15191-FY18	Gannett Fleming-Parsons Joint Venture II	consult	\$100,000,000	\$130,000	2/11/2017	3/31/2020
FQ18033G	Gannett Fleming Engineers and Architects	consult	\$90,000,000	\$100,000	8/23/2018	8/23/2023
CQ19104	Dell Marketing LP	equip_matl	\$93,300,000	\$80,248	7/23/2019	7/22/2022
FQ18033I	AECOM-STV JV	consult	\$70,000,000	\$20,000	7/1/2018	6/30/2025



WASHINGTON METROPOLITAN AREA TRANSIT AUTHORITY

(CIP0336) Energy Management Upgrades

FY2022 Q4

Initiative Type: Program
 Investment Program: Support Equipment/Services
 Investment Category: Business and Operations Support

Mode: Systemwide
 Location: Systemwide

Description

This program supports research, analysis and implementation of energy efficiency investments as well as purchase and management of energy as an asset.



Expected Outcome

Optimizes energy use and management strategies at Metro facilities and fleet.

Strategic Drivers

 Safety	 Security	 Reliability/SGR
---	--	---

Overall Status

(Programs are ongoing)

Development & Evaluation	
Implementation & Construction	
Operations Activation	

Metro analyzes purchasing strategies to ensure cost competitive, reliable electricity supply. In Q4, Metro awarded a new Maryland electric supply contract in coordination with the General Services Administration that requires the supplier to provide 50% of the electricity from renewables (following the new District of Columbia electric supply contract awarded earlier in FY2022). Metro continues to leverage the Enterprise Energy Monitoring Software (EEMS) to improve tracking and analysis of utility data, asset management, and support energy supply planning and cost control.

Budget and Funding

FY22 Current Budget	YTD % Budget Expended
\$0.19	86%

FY22 Funding Sources	YTD Expended
Formula	\$0.00
PRIIA	\$0.00
Other	\$0.00
Federal Subtotal	\$0.00
System Performance	\$0.16
Reimbursable/Other	\$0.00
DC Dedicated Funding	\$0.00
MD Dedicated Funding	\$0.00
VA Non-Restricted Dedicated Funding	\$0.00
VA Restricted Dedicated Funding	\$0.00
Local Subtotal	\$0.16
Debt	\$0.00
Net Accruals	\$0.00
Total FY22 Expenditures	\$0.16



There are no active contracts associated with this CIP



WASHINGTON METROPOLITAN AREA TRANSIT AUTHORITY

(CIP0337) Office Consolidation - Virginia

FY2022 Q4

Initiative Type: Project
 Investment Program: Support Equipment/Services
 Investment Category: Business and Operations Support

Mode: Systemwide
 Location: Alexandria, VA

Description

This project constructs a new office building in Virginia as part of Metro's regional office consolidation plan. The new office building will be constructed near the Eisenhower Avenue Metrorail station in Alexandria, Virginia. The building will be designed with the goal of achieving LEED certification and is part of the larger redevelopment of the Eisenhower Avenue corridor.



Expected Outcome

Updates and modernizes office space for employees that will streamline business process, allow departments to be more logically organized and reduce Metro's long-term costs.

Strategic Drivers

 Safety	 Security	 Reliability/SGR
---	--	---

Overall Status

Development & Evaluation	
Implementation & Construction	X
Operations Activation	

The building envelope has been closed, with interior work ongoing. Move-in and substantial completion anticipated for late FY2023.

Budget and Funding

FY22 Current Budget	YTD % Budget Expended
\$145.53	81%

FY22 Funding Sources	YTD Expended
Formula	\$0.00
PRIIA	\$0.00
Other	\$0.00
Federal Subtotal	\$0.00
System Performance	\$0.00
Reimbursable/Other	\$0.00
DC Dedicated Funding	\$0.01
MD Dedicated Funding	\$0.00
VA Non-Restricted Dedicated Funding	\$0.00
VA Restricted Dedicated Funding	\$0.00
Local Subtotal	\$106.62
Debt	\$106.60
Net Accruals	\$10.79
Total FY22 Expenditures	\$117.41



WASHINGTON METROPOLITAN AREA TRANSIT AUTHORITY

(CIP0337) Top 20 Active Contracts by Allocated CIP Value

Contract Number	Vendor	Activity	Contract Value	Allocated CIP Value	Contract Start Date	Contract Expiration Date
FQ18033G	Gannett Fleming Engineers and Architects	consult	\$90,000,000	\$200,000	8/23/2018	8/23/2023
FQ15191-FY18	Gannett Fleming-Parsons Joint Venture II	consult	\$100,000,000	\$120,000	2/11/2017	3/31/2020
CQ19104	Dell Marketing LP	equip_matl	\$93,300,000	\$81,539	7/23/2019	7/22/2022



WASHINGTON METROPOLITAN AREA TRANSIT AUTHORITY

(CIP0338) Office Consolidation - Maryland

FY2022 Q4

Initiative Type: Project
 Investment Program: Support Equipment/Services
 Investment Category: Business and Operations Support

Mode: Systemwide
 Location: New Carrollton

Description




This project constructs a new office building in Maryland as part of Metro's regional office consolidation plan. The new office building is located near the New Carrollton Metrorail station in Prince George's County, Maryland, one of the region's most significant transit hubs (served by Metro, MARC, multiple local and regional buses, Amtrak, Greyhound, and the future Maryland MTA Purple Line). The building will be designed with the goal of achieving LEED certification and is part of the continued development of New Carrollton.



Expected Outcome

Updates and modernizes office space for employees that will streamline business process, allow departments to be more logically organized and reduce Metro's long-term costs.

Strategic Drivers

 Safety	 Security	 Reliability/SGR
---	--	---

Overall Status

Development & Evaluation	
Implementation & Construction	X
Operations Activation	

Metro is currently conducting mechanical, electric, drywall, tile, ductwork and plumbing work. Move-in and substantial completion are anticipated for mid-FY2023.

Budget and Funding

FY22 Current Budget	YTD % Budget Expended
\$92.78	146%

FY22 Funding Sources	YTD Expended
Formula	\$0.00
PRIIA	\$0.00
Other	\$0.00
Federal Subtotal	\$0.00
System Performance	\$0.00
Reimbursable/Other	\$0.00
DC Dedicated Funding	\$0.01
MD Dedicated Funding	\$0.00
VA Non-Restricted Dedicated Funding	\$0.00
VA Restricted Dedicated Funding	\$0.00
Local Subtotal	\$126.79
Debt	\$126.77
Net Accruals	\$8.51
Total FY22 Expenditures	\$135.30

Notes: All figures are preliminary and unaudited.



WASHINGTON METROPOLITAN AREA TRANSIT AUTHORITY

(CIP0338)

Top 20 Active Contracts by Allocated CIP Value

Contract Number	Vendor	Activity	Contract Value	Allocated CIP Value	Contract Start Date	Contract Expiration Date
CQ19104	Dell Marketing LP	equip_matl	\$93,300,000	\$84,683	7/23/2019	7/22/2022
FQ15191-FY18	Gannett Fleming-Parsons Joint Venture II	consult	\$100,000,000	\$10,000	2/11/2017	3/31/2020



WASHINGTON METROPOLITAN AREA TRANSIT AUTHORITY

(CIP0341) Rail System Standpipe Replacement Program

FY2022 Q4

Initiative Type: Program
 Investment Program: Station Systems
 Investment Category: Stations and Passenger Facilities

Mode: Rail
 Location: Systemwide

Description

This program replaces dry standpipes throughout the system that have reached the end of their useful life or need to be replaced based on asset condition.



Expected Outcome

Replaces dry standpipes used to extinguish fires in Metrorail tunnels and station platforms to keep assets in a state of good repair and in compliance with national and local regulatory maintenance standards.

Strategic Drivers



Safety



Security



Reliability/SGR

Overall Status

(Programs are ongoing)

Development & Evaluation	
Implementation & Construction	
Operations Activation	

Metro has completed 28 out of 29 dry standpipe replacements systemwide. Metro is planning to replace the remaining standpipe in FY2023.

Budget and Funding

FY22 Current Budget	YTD % Budget Expended
\$8.10	110%

FY22 Funding Sources	YTD Expended
Formula	\$0.00
PRIIA	\$0.00
Other	\$0.00
Federal Subtotal	\$0.00
System Performance	\$0.39
Reimbursable/Other	\$0.00
DC Dedicated Funding	\$2.06
MD Dedicated Funding	\$1.93
VA Non-Restricted Dedicated Funding	\$1.37
VA Restricted Dedicated Funding	\$0.41
Local Subtotal	\$9.37
Debt	\$3.21
Net Accruals	(\$0.44)
Total FY22 Expenditures	\$8.93



WASHINGTON METROPOLITAN AREA TRANSIT AUTHORITY

(CIP0341)

Top 20 Active Contracts by Allocated CIP Value

Contract Number	Vendor	Activity	Contract Value	Allocated CIP Value	Contract Start Date	Contract Expiration Date
FQ15191-FY18	Gannett Fleming-Parsons Joint Venture II	consult	\$100,000,000	\$1,489,698	2/11/2017	3/31/2020
FQ16036-G	F.H. Paschen, S.N. Nielsen & Assoc., LLC	construction	\$4,124,317	\$666,200	10/15/2018	10/9/2022
FQ18033F	DHA/RK&K Joint Venture	consult	\$70,000,000	\$208,073	8/16/2018	8/16/2023
FQ15191-FY19	Gannett Fleming-Parsons Joint Venture II	consult	\$64,000,000	\$137,131	5/2/2017	6/30/2020
FQ18033G	Gannett Fleming Engineers and Architects	consult	\$90,000,000	\$100,000	8/23/2018	8/23/2023
FQ18033B	HNTB Corporation	engineering	\$65,000,000	\$60,000	8/2/2018	8/2/2023
C20147	K&J Consulting Services Inc	construction	\$19,773,890	\$25,758	9/30/2020	10/31/2025
FQ18109	M & M Welding & Fabricators Inc	construction	\$19,006,598	\$15,659	12/24/2018	12/23/2021
FQ15192-FY18	Mott MacDonald I&E, LLC	consult	\$75,000,000	\$10,000	3/8/2017	12/31/2019
C20088B	Yankee Line Transportation Management	3rd_party	\$5,467,383	\$8,750	6/6/2020	2/2/2023
C20113	Transportation Management Service Inc	3rd_party	\$10,784,752	\$1,563	5/22/2020	5/21/2022



WASHINGTON METROPOLITAN AREA TRANSIT AUTHORITY

(CIP0342) Information Technology Hardware State of Good Repair

FY2022 Q4

Initiative Type: Program
 Investment Program: IT
 Investment Category: Business and Operations Support

Mode: Systemwide
 Location: Systemwide

Description

This program implements data center infrastructure technology improvements to achieve higher operational efficiencies, increase capacity and service availability and reduce risk to the underlying business functions and communications network.



Expected Outcome

Supports continuity of business operations by providing efficient, reliable, and secure computing and network infrastructure, communications hardware, and edge devices.

Strategic Drivers

 Safety	 Security	 Reliability/SGR
---	--	---

Overall Status

(Programs are ongoing)

Development & Evaluation	
Implementation & Construction	
Operations Activation	

Metro is upgrading or replacing outdated hardware and software assets, performing network maintenance and expansion to support operational needs, and continuing ongoing Authority-wide PC Desktop, laptop and tablet replacements.

Budget and Funding

FY22 Current Budget	YTD % Budget Expended
\$23.56	55%

FY22 Funding Sources	YTD Expended
Formula	\$0.00
PRIIA	\$0.00
Other	\$0.00
Federal Subtotal	\$0.00
System Performance	\$1.38
Reimbursable/Other	\$0.00
DC Dedicated Funding	\$5.79
MD Dedicated Funding	\$5.41
VA Non-Restricted Dedicated Funding	\$3.86
VA Restricted Dedicated Funding	\$1.15
Local Subtotal	\$17.58
Debt	\$0.00
Net Accruals	(\$4.61)
Total FY22 Expenditures	\$12.98



WASHINGTON METROPOLITAN AREA TRANSIT AUTHORITY

(CIP0342) Top 20 Active Contracts by Allocated CIP Value

Contract Number	Vendor	Activity	Contract Value	Allocated CIP Value	Contract Start Date	Contract Expiration Date
CQ18183	Mythics, Inc.	consult	\$39,005,737	\$17,501,938	5/16/2018	5/15/2025
CQ19177C_RE V1	Los Alamos Technical Associates Inc	consult	\$8,414,755	\$5,466,202	5/13/2019	5/12/2023
CQ19100 AV	Avaya Inc	consult	\$2,073,555	\$2,013,555	5/1/2019	3/18/2022
CIT01211136R	CAS Severn Inc	it_hardware_oth	\$1,890,000	\$1,890,000	3/5/2021	12/4/2022
CQ19177E	Susan Fitzgerald & Associates, Inc.	consult	\$6,032,965	\$1,121,964	5/13/2019	5/12/2023
CIT01211282	Copper River Information Technology	equip_matl	\$17,540,063	\$1,071,887	7/26/2021	7/30/2022
CQ19246	Copper River Information Technology	it_software_oth	\$643,714	\$643,714	11/25/2019	11/24/2020
CQ19080	MVS, Inc.	it_hardware_oth	\$482,851	\$482,851	5/31/2019	5/30/2020
CQ19177A	AnnuK Incorporated	consult	\$469,730	\$468,730	5/13/2019	5/12/2023
CQ19176	Copper River Information Technology	it_software_oth	\$468,639	\$468,639	6/11/2019	6/10/2020
CQ19177B	CLAVIS LLC	consult	\$346,600	\$345,600	5/13/2019	5/12/2023
CQ20004	Accelera Solutions, Inc.	it_hardware_oth	\$304,845	\$304,845	7/26/2019	7/25/2020
FQ15124_VIV	Viva USA Inc	consult	\$0	\$275,678	4/14/2016	4/30/2020
CQ19177D	Networking for Future, Inc. (NFF, Inc.)	consult	\$538,851	\$270,931	5/13/2019	5/12/2023
FQ15124_SYA	SyApps LLC	consult	\$0	\$270,000	4/14/2016	4/30/2021
FQ15124_COM	Compass Solutions LLC	consult	\$0	\$240,000	4/14/2016	4/30/2021
CQ19177G	Apex Consulting Services Group, Inc	consult	\$447,003	\$216,288	5/13/2019	5/12/2023
CIT01222182	Avaya Inc	consult	\$195,411	\$195,411	3/31/2022	6/30/2023
FQ15124_SIR C*	Software Information Resource Corporatio	consult	\$0	\$137,092	4/13/2016	4/30/2021
FQ16036B	The Matthews Group, Inc. T/A TMG Constru	construction	\$17,932,226	\$132,000	10/10/2017	10/9/2022



WASHINGTON METROPOLITAN AREA TRANSIT AUTHORITY

(CIP0343) Information Technology Software State of Good Repair

FY2022 Q4

Initiative Type: Program
 Investment Program: IT
 Investment Category: Business and Operations Support

Mode: Systemwide
 Location: Systemwide

Description

This program supports state of good repair activities for critical software applications including web applications, cybersecurity, rail operations, enterprise resource planning (ERP) systems.



Expected Outcome

Provides continuity of operations and data security of critical information software applications.

Strategic Drivers

 Safety	 Security	 Reliability/SGR
------------	--------------	---------------------

Overall Status

(Programs are ongoing)

Development & Evaluation	
Implementation & Construction	
Operations Activation	

Metro has awarded a new contract for transportation business systems, shared systems, and transit systems in Q3.

Budget and Funding

FY22 Current Budget	YTD % Budget Expended
\$33.93	56%

FY22 Funding Sources	YTD Expended
Formula	\$0.00
PRIIA	\$0.00
Other	\$0.00
Federal Subtotal	\$0.00
System Performance	\$15.21
Reimbursable/Other	\$0.00
DC Dedicated Funding	\$2.18
MD Dedicated Funding	\$2.04
VA Non-Restricted Dedicated Funding	\$1.46
VA Restricted Dedicated Funding	\$0.43
Local Subtotal	\$21.33
Debt	\$0.00
Net Accruals	(\$2.26)
Total FY22 Expenditures	\$19.07



WASHINGTON METROPOLITAN AREA TRANSIT AUTHORITY

(CIP0343) Top 20 Active Contracts by Allocated CIP Value

Contract Number	Vendor	Activity	Contract Value	Allocated CIP Value	Contract Start Date	Contract Expiration Date
FQ15124_EBT	EastBanc Technologies, LLC	consult	\$0	\$4,470,671	4/14/2016	4/30/2021
FQ15124_C2H	CH2M HILL Inc	consult	\$0	\$3,954,774	4/14/2016	4/30/2021
CATS20101-22-T00012	Advanced Digital Systems, Inc.	consult	\$1,406,016	\$1,406,016	5/11/2022	11/30/2022
FQ15124_SFA	Susan Fitzgerald & Associates, Inc.	consult	\$0	\$906,208	4/14/2016	4/30/2021
CIT01211155	Copper River Information Technology	equip_matl	\$684,039	\$684,039	3/2/2021	3/1/2022
FQ14079	Birlasoft Consulting Inc.	consult	\$13,804,268	\$597,538	9/15/2014	12/31/2021
FQ15124_NFF	Networking for Future, Inc. (NFF, Inc.)	consult	\$0	\$415,820	4/14/2016	4/30/2021
FQ15124_IEL	Ideal ERP, LLC	consult	\$0	\$404,240	4/14/2016	4/30/2021
FQ15124_ANN	Annuk Incorporated	consult	\$0	\$354,647	4/14/2016	4/30/2021
FQ15124_VGI	V Group Inc	consult	\$0	\$330,000	4/14/2016	4/30/2021
FQ15124_ERP	ERP Analysts Inc.	consult	\$0	\$316,800	4/13/2016	4/30/2020
FQ15124_22N D*	22nd Century Technologies Inc	consult	\$0	\$309,000	4/13/2016	4/30/2021
FQ15124_SYA	SyApps LLC	consult	\$0	\$294,624	4/14/2016	4/30/2021
FQ15124_VIV	Viva USA Inc	consult	\$0	\$271,155	4/14/2016	4/30/2021
FQ15124_COM	Compass Solutions LLC	consult	\$0	\$245,760	4/14/2016	4/30/2021
FQ15124_CW	CW Professional Services LLC	consult	\$0	\$245,621	4/13/2016	4/30/2020
CQ15144	Emagine IT, Inc.	consult	\$8,147,775	\$241,452	6/15/2015	12/31/2021
FQ15124_COM TECH	Comtech LLC	consult	\$0	\$198,000	4/14/2016	4/30/2021
FQ15124_TEC	TechnoGen, Inc.	consult	\$0	\$197,500	4/14/2016	4/30/2021
FQ15124_LSI	LanceSoft Inc	consult	\$0	\$190,400	4/14/2016	4/30/2021



WASHINGTON METROPOLITAN AREA TRANSIT AUTHORITY

(CIP0344) IT Program Management Support

FY2022 Q4

Initiative Type: Program
 Investment Program: IT
 Investment Category: Business and Operations Support

Mode: Systemwide
 Location: Systemwide

Description

This program oversees Metro applications' enterprise testing efforts by providing audit support, establishing an IT process support model, standardization of change management, and support services.



Expected Outcome

Provides oversight of IT application development to enable compliance with Metro's security and quality standards. Supports policy implementation to mitigate potential audit concerns regarding IT's processes and ongoing operations and internal IT stakeholders' compliance.

Strategic Drivers

 Safety	 Security	 Reliability/SGR
--	---	--

Overall Status

(Programs are ongoing)

Development & Evaluation	
Implementation & Construction	
Operations Activation	

Budget and Funding

FY22 Current Budget	YTD % Budget Expended
\$1.80	41%

FY22 Funding Sources	YTD Expended
Formula	\$0.00
PRIIA	\$0.00
Other	\$0.00
Federal Subtotal	\$0.00
System Performance	\$0.83
Reimbursable/Other	\$0.00
DC Dedicated Funding	\$0.00
MD Dedicated Funding	\$0.00
VA Non-Restricted Dedicated Funding	\$0.00
VA Restricted Dedicated Funding	\$0.00
Local Subtotal	\$0.83
Debt	\$0.00
Net Accruals	(\$0.09)
Total FY22 Expenditures	\$0.73



WASHINGTON METROPOLITAN AREA TRANSIT AUTHORITY

(CIP0344)

Top 20 Active Contracts by Allocated CIP Value

Contract Number	Vendor	Activity	Contract Value	Allocated CIP Value	Contract Start Date	Contract Expiration Date
FQ15124_NFF	Networking for Future, Inc. (NFF, Inc.)	consult	\$0	\$234,816	4/14/2016	4/30/2020
FQ15124_SFA	Susan Fitzgerald & Associates, Inc.	consult	\$0	\$147,180	4/14/2016	4/30/2021
FQ15124_BIS	Biswas Information Technology Solutions	consult	\$0	\$9,702	4/14/2016	4/30/2020



WASHINGTON METROPOLITAN AREA TRANSIT AUTHORITY

(CIP0348) Structural Rehabilitation - Package A

FY2022 Q4

Initiative Type: Project
 Investment Program: Structures
 Investment Category: Track and Structures Rehabilitation

Mode: Rail
 Location: Systemwide

Description

This project rehabilitates structural and system components of bridges, aerial structures, and the station platform canopy at Rockville Station.



Expected Outcome

Returns aerial structures, the Rockville Station canopy, and supporting infrastructure across the system to a state of good repair by addressing structural issues identified during Metro safety inspections. Prevents emergency shutdowns of rail service due to structural deficiencies.

Strategic Drivers



Safety



Security



Reliability/SGR

Overall Status

Development & Evaluation	X
Implementation & Construction	X
Operations Activation	

Construction is ongoing at the Minnesota Ave and Grosvenor aerial structures, as well as the Blue and Green Line segmental bridges. Metro completed construction of the new Rockville station platform canopy and the West Hyattsville structure in Q3.

Budget and Funding

FY22 Current Budget	YTD % Budget Expended
\$87.70	58%

FY22 Funding Sources	YTD Expended
Formula	\$0.00
PRIIA	\$0.00
Other	\$0.00
Federal Subtotal	\$0.00
System Performance	\$0.12
Reimbursable/Other	\$0.00
DC Dedicated Funding	\$10.07
MD Dedicated Funding	\$9.42
VA Non-Restricted Dedicated Funding	\$6.72
VA Restricted Dedicated Funding	\$2.00
Local Subtotal	\$50.95
Debt	\$22.62
Net Accruals	\$0.07
Total FY22 Expenditures	\$51.02



WASHINGTON METROPOLITAN AREA TRANSIT AUTHORITY

(CIP0348)

Top 20 Active Contracts by Allocated CIP Value

Contract Number	Vendor	Activity	Contract Value	Allocated CIP Value	Contract Start Date	Contract Expiration Date
FQ18033F	DHA/RK&K Joint Venture	consult	\$78,000,000	\$11,830,199	8/16/2018	8/16/2023
C20088C	Dillons Bus Service Inc	3rd_party	\$6,468,654	\$6,468,654	2/3/2020	2/2/2023
C20113	Transportation Management Service Inc	3rd_party	\$10,784,752	\$2,362,946	5/22/2020	5/21/2022
C20088B	Yankee Line Transportation Management	3rd_party	\$7,316,153	\$597,317	6/6/2020	2/2/2023
FQ18033A	Parsons Transportation Group Inc	consult	\$55,500,000	\$399,262	9/24/2018	9/24/2023
FQ19172G	Gannett Fleming Engineers and Architects	engineering	\$70,500,000	\$363,026	10/3/2019	10/3/2024
FQ18033B	HNTB Corporation	engineering	\$65,000,000	\$200,000	8/2/2018	8/2/2023
FQ15192-FY18	Mott MacDonald I&E, LLC	consult	\$75,000,000	\$100,000	3/8/2017	12/31/2019
FQ18110	CHK America Inc	3rd_party	\$14,443,906	\$54,495	4/12/2018	4/11/2023
FQ15191-FY18	Gannett Fleming-Parsons Joint Venture II	consult		\$51,000	2/11/2017	3/31/2020
FIRPG211113	W M Schlosser Co Inc	construction	\$57,050,000	\$29,776	4/8/2021	12/30/2022



WASHINGTON METROPOLITAN AREA TRANSIT AUTHORITY

(CIP0349) Yellow Line Tunnel and Bridge Rehabilitation

FY2022 Q4

Initiative Type: Project
 Investment Program: Structures
 Investment Category: Track and Structures Rehabilitation

Mode: Rail
 Location: L'Enfant Plaza, Pentagon

Description

This project rehabilitates sections of tunnel and the Potomac River bridge located between L'Enfant Plaza and Pentagon stations.



Expected Outcome

Prevents failure of the Yellow Line tunnel by addressing structural degradation of the tunnel liner. Extends the life of the tunnel and bridge to maintain the continuity of service and safety of Metro's customers and employees.

Strategic Drivers



Safety



Security



Reliability/SGR

Overall Status

Development & Evaluation	X
Implementation & Construction	
Operations Activation	

The Phase 2 construction contract was awarded in Q4, with construction to begin in FY2023. This work will require a shutdown between Pentagon and L'Enfant Plaza stations on the Yellow Line for seven to eight months beginning in September 2022.

Budget and Funding

FY22 Current Budget	YTD % Budget Expended
\$35.35	72%

FY22 Funding Sources	YTD Expended
Formula	\$0.00
PRIIA	\$0.00
Other	\$0.00
Federal Subtotal	\$0.00
System Performance	\$0.36
Reimbursable/Other	\$0.00
DC Dedicated Funding	\$2.61
MD Dedicated Funding	\$2.44
VA Non-Restricted Dedicated Funding	\$1.74
VA Restricted Dedicated Funding	\$0.52
Local Subtotal	\$14.84
Debt	\$7.18
Net Accruals	\$10.57
Total FY22 Expenditures	\$25.41



WASHINGTON METROPOLITAN AREA TRANSIT AUTHORITY

(CIP0349)

Top 20 Active Contracts by Allocated CIP Value

Contract Number	Vendor	Activity	Contract Value	Allocated CIP Value	Contract Start Date	Contract Expiration Date
FQ18033A	Parsons Transportation Group Inc	engineering	\$74,000,000	\$9,712,651	9/24/2018	9/24/2023
FQ19172N	RK&K	engineering	\$13,500,000	\$2,409,766	10/3/2019	10/3/2024
FIRPG211117A WD	Kiewit Infrastructure Company	construction	\$1,876,800	\$1,876,800	7/1/2021	5/27/2022
FQ18033F	DHA/RK&K Joint Venture	consult	\$78,000,000	\$1,410,930	8/16/2018	8/16/2023
FQ15192-FY18	Mott MacDonald I&E, LLC	consult	\$75,000,000	\$500,000	3/8/2017	12/31/2019
FQ18033B	HNTB Corporation	engineering	\$65,000,000	\$383,000	8/2/2018	8/2/2023
FQ19172G	Gannett Fleming Engineers and Architects	construction	\$70,250,000	\$189,574	10/3/2019	10/3/2024
C20147	K&J Consulting Services Inc	construction	\$19,773,890	\$64,243	9/30/2020	10/31/2025
FQ18110	CHK America Inc	3rd_party	\$14,443,906	\$27,248	4/12/2018	4/11/2023
C20113	Transportation Management Service Inc	3rd_party	\$13,004,797	\$5,201	5/22/2020	5/21/2023



WASHINGTON METROPOLITAN AREA TRANSIT AUTHORITY

(CIP0352) Rail Station Platform Canopy Rehabilitation Program

FY2022 Q4

Initiative Type: Program
 Investment Program: Station Platform Canopies
 Investment Category: Stations and Passenger Facilities

Mode: Rail
 Location: Systemwide

Description

This program replaces or rehabilitates platform canopies at various Metrorail stations to maintain in a state of good repair.



Expected Outcome

Provides customers with shelter from the elements on outdoor platforms and extends the life of Metro's platform assets and helps prevent future safety issues.

Strategic Drivers

 Safety	 Security	 Reliability/SGR
---	--	---

Overall Status

(Programs are ongoing)

Development & Evaluation	
Implementation & Construction	
Operations Activation	

Metro is currently rehabilitating the station platform canopies and skylights at Shady Grove and Twinbrook stations.

Budget and Funding

FY22 Current Budget	YTD % Budget Expended
\$2.35	82%

FY22 Funding Sources	YTD Expended
Formula	\$0.00
PRIIA	\$0.00
Other	\$0.00
Federal Subtotal	\$0.00
System Performance	\$1.12
Reimbursable/Other	\$0.00
DC Dedicated Funding	\$0.19
MD Dedicated Funding	\$0.17
VA Non-Restricted Dedicated Funding	\$0.12
VA Restricted Dedicated Funding	\$0.04
Local Subtotal	\$1.70
Debt	\$0.06
Net Accruals	\$0.22
Total FY22 Expenditures	\$1.92



WASHINGTON METROPOLITAN AREA TRANSIT AUTHORITY

(CIP0352)

Top 20 Active Contracts by Allocated CIP Value

Contract Number	Vendor	Activity	Contract Value	Allocated CIP Value	Contract Start Date	Contract Expiration Date
FQ19021B	Harbor Roofing and Contracting, Inc.	construction	\$10,000,000	\$2,425,015	9/30/2019	9/29/2021
FQ18033G	Gannett Fleming Engineers and Architects	consult	\$90,000,000	\$549,281	8/23/2018	8/23/2023
FQ18033F	DHA/RK&K Joint Venture	consult	\$55,000,000	\$19,658	8/16/2018	8/16/2023
FQ19172G	Gannett Fleming Engineers and Architects	engineering	\$70,250,000	\$14,969	10/3/2019	10/3/2024
FQ18033A	Parsons Transportation Group Inc	consult	\$50,000,000	\$10,000	9/24/2018	9/24/2023



WASHINGTON METROPOLITAN AREA TRANSIT AUTHORITY

(CIP0354) ePerformance and eCompensation Upgrades

FY2022 Q4

Initiative Type: Project
 Investment Program: IT
 Investment Category: Business and Operations Support

Mode: Systemwide
 Location: Systemwide

Description

This project will sustain and upgrade the current enterprise resource planning (ERP) system until it is replaced at the end of its life. Upgrades include implementing new modules for ePerformance and eCompensation.



Expected Outcome

Keeps Metro's current ERP system up-to-date and will continue to be under vendor support until the anticipated software sunset date of 2030.

Strategic Drivers

 Safety	 Security	 Reliability/SGR
---	--	---

Overall Status

Development & Evaluation	
Implementation & Construction	
Operations Activation	

Support of MTPD trainings, critical operations for Non-Represented employees, and employee benefit reporting continued.

Budget and Funding

FY22 Current Budget	YTD % Budget Expended
\$3.92	8%

FY22 Funding Sources	YTD Expended
Formula	\$0.00
PRIIA	\$0.00
Other	\$0.00
Federal Subtotal	\$0.00
System Performance	\$0.00
Reimbursable/Other	\$0.00
DC Dedicated Funding	\$0.11
MD Dedicated Funding	\$0.10
VA Non-Restricted Dedicated Funding	\$0.07
VA Restricted Dedicated Funding	\$0.02
Local Subtotal	\$0.30
Debt	\$0.00
Net Accruals	\$0.00
Total FY22 Expenditures	\$0.30



WASHINGTON METROPOLITAN AREA TRANSIT AUTHORITY

(CIP0354)

Top 20 Active Contracts by Allocated CIP Value

Contract Number	Vendor	Activity	Contract Value	Allocated CIP Value	Contract Start Date	Contract Expiration Date
FQ15124_SFA	Susan Fitzgerald & Associates, Inc.	consult	\$0	\$330,240	4/14/2016	4/30/2021
FQ15124_ERP	ERP Analysts Inc.	consult	\$0	\$78,267	4/13/2016	4/30/2021



WASHINGTON METROPOLITAN AREA TRANSIT AUTHORITY

(CIP0355) Zero Emission Bus Acquisition and Evaluation

FY2022 Q4

Initiative Type: Project
 Investment Program: Acquisition
 Investment Category: Bus, Bus Facilities and Paratransit

Mode: Bus
 Location: Systemwide

Description

This project purchases electric buses and evaluates potential transition of the fleet to zero emissions technology. Results of the evaluation will inform, guide, and direct Metro's future bus fleet strategy and plans for supporting equipment and infrastructure.



Expected Outcome

Results of the pilot will inform and guide Metro's strategy for the future bus fleet. Zero-emission buses bring value to the region by reducing local air pollution, providing a quieter, smoother ride and supporting a more livable region.

Strategic Drivers

 Safety	 Security	 Reliability/SGR
---	--	---

Overall Status

Development & Evaluation	X
Implementation & Construction	
Operations Activation	

Metro awarded a contract for two 60-foot battery-electric buses in Q4 and anticipates awarding an additional contract for ten 40-foot battery-electric buses in FY2023.

Budget and Funding

FY22 Current Budget	YTD % Budget Expended
\$4.50	44%

FY22 Funding Sources	YTD Expended
Formula	\$0.17
PRIIA	\$0.00
Other	\$0.00
Federal Subtotal	\$0.17
System Performance	\$0.50
Reimbursable/Other	\$0.00
DC Dedicated Funding	\$0.40
MD Dedicated Funding	\$0.37
VA Non-Restricted Dedicated Funding	\$0.27
VA Restricted Dedicated Funding	\$0.08
Local Subtotal	\$1.62
Debt	\$0.00
Net Accruals	\$0.18
Total FY22 Expenditures	\$1.97



WASHINGTON METROPOLITAN AREA TRANSIT AUTHORITY

(CIP0355)

Top 20 Active Contracts by Allocated CIP Value

Contract Number	Vendor	Activity	Contract Value	Allocated CIP Value	Contract Start Date	Contract Expiration Date
C20102L	WSP USA Inc.	consult	\$2,062,556	\$1,598,605	10/1/2020	9/30/2023
FQ15005A	AECOM, USA, INC.	consult	\$10,967,287	\$567,068	6/5/2015	8/31/2023
0000007759	Center for Transportation & Environment	consult	\$374,500	\$374,500	12/28/2020	1/1/2024
FQ19144B-2	Hensel Phelps Construction Co	construction	\$252,911,000	\$150,000	10/8/2021	3/31/2027



WASHINGTON METROPOLITAN AREA TRANSIT AUTHORITY

(CIP0356) Tunnel Ventilation Improvements - Red Line Pilot

FY2022 Q4

Initiative Type: Project
 Investment Program: Structures
 Investment Category: Track and Structures Rehabilitation

Mode: Rail
 Location: Woodley Park and Cleveland Park

Description



The project performs a pilot and evaluation to rehabilitate ventilation shaft components to improve Metro's compliance with National Fire Protection Association (NFPA 130) standards. The pilot will be implemented on the Red Line between Woodley Park through Cleveland Park Metrorail Stations. If successful, the project will serve as a proof of concept for future designs across the Metrorail System and will be used to update Metro's ventilation design criteria.



Expected Outcome

Improves ventilation infrastructure to expel smoke from tunnels in the event of a fire incident.

Strategic Drivers

 Safety	 Security	 Reliability/SGR
---	--	---

Overall Status

Development & Evaluation	
Implementation & Construction	X
Operations Activation	

Metro is building mezzanine platforms over tracks to house upgraded fans that will improve tunnel ventilation from Woodley Park to Cleveland park stations along the Red Line. Steel decking installation occurred in Q4, with concrete pouring over tracks anticipated in FY2023.

Budget and Funding

FY22 Current Budget	YTD % Budget Expended
\$29.60	66%

FY22 Funding Sources	YTD Expended
Formula	\$0.00
PRIIA	\$0.00
Other	\$0.00
Federal Subtotal	\$0.00
System Performance	\$2.97
Reimbursable/Other	\$0.00
DC Dedicated Funding	\$4.66
MD Dedicated Funding	\$4.36
VA Non-Restricted Dedicated Funding	\$3.11
VA Restricted Dedicated Funding	\$0.92
Local Subtotal	\$19.69
Debt	\$3.67
Net Accruals	(\$0.30)
Total FY22 Expenditures	\$19.39



WASHINGTON METROPOLITAN AREA TRANSIT AUTHORITY

(CIP0356)

Top 20 Active Contracts by Allocated CIP Value

Contract Number	Vendor	Activity	Contract Value	Allocated CIP Value	Contract Start Date	Contract Expiration Date
FIRPG211104	Potomac Construction Co Inc	construction	\$33,944,083	\$33,944,083	4/16/2021	9/29/2022
FQ18033G	Gannett Fleming Engineers and Architects	consult	\$49,000,000	\$8,646,254	8/23/2018	8/23/2023
FQ15191-FY18	Gannett Fleming-Parsons Joint Venture II	consult	\$100,000,000	\$400,000	2/11/2017	3/31/2020
CCSCM211074	Sharp And Company	consult	\$1,768,000	\$320,891	5/17/2021	5/17/2023
FQ19172M	Mott MacDonald-WSP Joint Venture	construction	\$50,000,000	\$200,826	10/3/2019	10/3/2024
FQ15192-FY18	Mott MacDonald I&E, LLC	consult	\$75,000,000	\$100,000	3/8/2017	12/31/2019
C20113	Transportation Management Service Inc	3rd_party	\$10,784,752	\$88,000	5/22/2020	5/21/2022
FQ18110	CHK America Inc	3rd_party	\$14,443,906	\$18,165	4/12/2018	4/11/2023
FQ18033B	HNTB Corporation	engineering	\$65,000,000	\$10,000	8/2/2018	8/2/2023
CQ15052	ARINC Incorporated	consult	\$3,522,520	\$9,004	3/31/2015	10/31/2021
CIT01211282	Copper River Information Technology	equip_matl	\$22,061,314	\$669	7/26/2021	7/31/2024



WASHINGTON METROPOLITAN AREA TRANSIT AUTHORITY

(CIP0357) Cybersecurity Legacy Software Improvements

FY2022 Q4

Initiative Type: Project
 Investment Program: IT
 Investment Category: Business and Operations Support

Mode: Systemwide
 Location: Systemwide

Description

This project will improve, maintain and upgrade applications to improve cybersecurity.



Expected Outcome

Protects Metro IT systems from cybersecurity risks through direct improvements, maintenance and upgrade of existing systems and technologies across the system.

Strategic Drivers

 Safety	 Security	 Reliability/SGR
--	---	--

Overall Status

Development & Evaluation	
Implementation & Construction	
Operations Activation	

Budget and Funding

FY22 Current Budget	YTD % Budget Expended
\$0.50	1173%

FY22 Funding Sources	YTD Expended
Formula	\$0.00
PRIIA	\$0.00
Other	\$0.00
Federal Subtotal	\$0.00
System Performance	\$5.01
Reimbursable/Other	\$0.00
DC Dedicated Funding	\$0.30
MD Dedicated Funding	\$0.28
VA Non-Restricted Dedicated Funding	\$0.20
VA Restricted Dedicated Funding	\$0.06
Local Subtotal	\$5.85
Debt	\$0.00
Net Accruals	\$0.01
Total FY22 Expenditures	\$5.86



There are no active contracts associated with this CIP



WASHINGTON METROPOLITAN AREA TRANSIT AUTHORITY

(CIP0370) Structural Rehabilitation - Package B

FY2022 Q4

Initiative Type: Project
 Investment Program: Structures
 Investment Category: Track and Structures Rehabilitation

Mode: Rail
 Location: Systemwide

Description




This project rehabilitates approximately 21 bridges/aerial structures.



Expected Outcome

Address issues on bridges and aerial structures identified during Metro safety inspections. Prevents emergency shutdowns of rail service due to structural deficiencies.

Strategic Drivers

 Safety	 Security	 Reliability/SGR
---	--	---

Overall Status

Development & Evaluation	
Implementation & Construction	
Operations Activation	

Metro anticipates awarding a design-build contract in Q1 of FY2023.

Budget and Funding

FY22 Current Budget	YTD % Budget Expended
\$2.00	13%

FY22 Funding Sources	YTD Expended
Formula	\$0.00
PRIIA	\$0.00
Other	\$0.00
Federal Subtotal	\$0.00
System Performance	\$0.00
Reimbursable/Other	\$0.00
DC Dedicated Funding	\$0.00
MD Dedicated Funding	\$0.00
VA Non-Restricted Dedicated Funding	\$0.00
VA Restricted Dedicated Funding	\$0.00
Local Subtotal	\$0.23
Debt	\$0.23
Net Accruals	\$0.04
Total FY22 Expenditures	\$0.26



WASHINGTON METROPOLITAN AREA TRANSIT AUTHORITY

(CIP0370)

Top 20 Active Contracts by Allocated CIP Value

Contract Number	Vendor	Activity	Contract Value	Allocated CIP Value	Contract Start Date	Contract Expiration Date
FQ18033F	DHA/RK&K Joint Venture	consult	\$78,000,000	\$2,000,000	8/16/2018	8/16/2023
FQ18033A	Parsons Transportation Group Inc	consult	\$74,000,000	\$177,212	9/24/2018	9/24/2023
FQ19172G	Gannett Fleming Engineers and Architects	consult	\$72,500,000	\$101,418	10/3/2019	10/3/2024
FQ18033B	HNTB Corporation	engineering	\$65,000,000	\$79,033	8/2/2018	8/2/2023



WASHINGTON METROPOLITAN AREA TRANSIT AUTHORITY

(CIP0373) Operations Control Center Improvements and Relocations

FY2022 Q4

Initiative Type: Project
 Investment Program: Support Equipment/Services
 Investment Category: Business and Operations Support

Mode: Systemwide
 Location: Jackson Graham Building, Carmen Turner Facility

Description

This project renovates and relocates radio equipment at the Jackson Graham Building, upgrades CTF Operation Control Center equipment, and installs duct bank at the Alexandria, VA Office Building.



Expected Outcome

Strategic Drivers

 Safety	 Security	 Reliability/SGR
--	---	--

Overall Status

Development & Evaluation	
Implementation & Construction	
Operations Activation	

Design has been completed.

Budget and Funding

FY22 Current Budget	YTD % Budget Expended
\$12.00	41%

FY22 Funding Sources	YTD Expended
Formula	\$0.00
PRIIA	\$0.00
Other	\$0.00
Federal Subtotal	\$0.00
System Performance	\$2.24
Reimbursable/Other	\$0.00
DC Dedicated Funding	\$0.85
MD Dedicated Funding	\$0.80
VA Non-Restricted Dedicated Funding	\$0.57
VA Restricted Dedicated Funding	\$0.17
Local Subtotal	\$4.63
Debt	\$0.00
Net Accruals	\$0.24
Total FY22 Expenditures	\$4.87



WASHINGTON METROPOLITAN AREA TRANSIT AUTHORITY

(CIP0373)

Top 20 Active Contracts by Allocated CIP Value

Contract Number	Vendor	Activity	Contract Value	Allocated CIP Value	Contract Start Date	Contract Expiration Date
CQ19104	Dell Marketing LP	equipment	\$194,300,000	\$1,904,302	7/23/2019	7/22/2023
FQ18033B	HNTB Corporation	engineering	\$65,000,000	\$50,000	8/2/2018	8/2/2023



WASHINGTON METROPOLITAN AREA TRANSIT AUTHORITY

(CIP0374) Solar Site Improvements

FY2022 Q4

Initiative Type: Project
 Investment Program: Platforms & Structures
 Investment Category: Stations and Passenger Facilities

Mode: Rail
 Location: Anacostia, Southern Ave, Cheverly, Naylor Road

Description




This project supports the installation of solar carports at four Metro sites: Anacostia, Southern Ave, Naylor Road, and Cheverly. The 12.6 acres of solar panels will collectively generate nearly 10MW of electrical capacity.



Expected Outcome

The project is part of Metro’s sustainability initiatives and Energy Action Plan and will help advance the Clean Energy DC Plan that seeks to cut carbon emissions in half and transition to 100 percent renewable energy by 2032. The project also supports the authority’s operating budget through long-term revenue and improve customer amenities through covered parking (offering shade and protection from extreme weather), improved light-emitting diode (LED) lighting, new security cameras and emergency call boxes.

Strategic Drivers

 Safety	 Security	 Reliability/SGR
---	--	---

Overall Status

Development & Evaluation	
Implementation & Construction	
Operations Activation	

Metro continued solar carport installation at Anacostia and Southern Ave parking lots in Q4.

Budget and Funding

FY22 Current Budget	YTD % Budget Expended
\$4.64	46%

FY22 Funding Sources	YTD Expended
Formula	\$0.00
PRIIA	\$0.00
Other	\$0.00
Federal Subtotal	\$0.00
System Performance	\$0.00
Reimbursable/Other	\$0.00
DC Dedicated Funding	\$0.00
MD Dedicated Funding	\$0.00
VA Non-Restricted Dedicated Funding	\$0.00
VA Restricted Dedicated Funding	\$0.00
Local Subtotal	\$2.06
Debt	\$2.06
Net Accruals	\$0.10
Total FY22 Expenditures	\$2.15

Notes: All figures are preliminary and unaudited.



WASHINGTON METROPOLITAN AREA TRANSIT AUTHORITY

(CIP0374) Top 20 Active Contracts by Allocated CIP Value

Contract Number	Vendor	Activity	Contract Value	Allocated CIP Value	Contract Start Date	Contract Expiration Date
20-01-SOLAR-A	Solar Star Track Anacostia LLC	construction	\$3,846,452	\$5,938,025	6/25/2020	6/5/2030
FQ18033F	DHA/RK&K Joint Venture	consult	\$78,000,000	\$132,295	8/16/2018	8/16/2023
FQ18033I	AECOM-STV JV	consult	\$70,000,000	\$20,000	7/1/2018	6/30/2025



WASHINGTON METROPOLITAN AREA TRANSIT AUTHORITY

(CIP8007) D&E Electrical Improvements

FY2022 Q4

Initiative Type: Program
 Investment Program: Power
 Investment Category: Rail Systems

Mode: Rail
 Location: Systemwide

Description


This program provides surveys, studies, engineering, and designs to support train propulsion needs that may lead to future capital initiatives.



Expected Outcome

Supports efforts to develop and evaluate potential solutions to emerging needs before committing to larger investments.

Strategic Drivers

 Safety	 Security	 Reliability/SGR
---	--	---

Overall Status

(Programs are ongoing)

Development & Evaluation	
Implementation & Construction	
Operations Activation	

Metro is continuing work on the Heat Tape Pilot at two locations.

Budget and Funding

FY22 Current Budget	YTD % Budget Expended
\$0.96	38%

FY22 Funding Sources	YTD Expended
Formula	\$0.00
PRIIA	\$0.00
Other	\$0.00
Federal Subtotal	\$0.00
System Performance	\$0.13
Reimbursable/Other	\$0.00
DC Dedicated Funding	\$0.00
MD Dedicated Funding	\$0.00
VA Non-Restricted Dedicated Funding	\$0.00
VA Restricted Dedicated Funding	\$0.00
Local Subtotal	\$0.13
Debt	\$0.00
Net Accruals	\$0.24
Total FY22 Expenditures	\$0.37



WASHINGTON METROPOLITAN AREA TRANSIT AUTHORITY

(CIP8007)

Top 20 Active Contracts by Allocated CIP Value

Contract Number	Vendor	Activity	Contract Value	Allocated CIP Value	Contract Start Date	Contract Expiration Date
FQ17044E	eVigilant Security	construction	\$1,355,112	\$1,329,680	8/9/2018	6/30/2020
FQ15192-FY19	Mott MacDonald I&E, LLC	engineering	\$100,000,000	\$423,316	11/4/2017	6/30/2020
FQ19172G	Gannett Fleming Engineers and Architects	engineering	\$72,500,000	\$378,315	10/3/2019	10/3/2024
FQ15192-FY20	Mott MacDonald I&E, LLC	engineering	\$24,401,367	\$264,553	7/18/2019	6/30/2020
FQ15124_EBT	EastBanc Technologies, LLC	consult	\$0	\$239,395	4/14/2016	4/30/2020
FQ15192-FY18	Mott MacDonald I&E, LLC	engineering	\$75,000,000	\$174,817	3/8/2017	12/31/2019
CQ16019	Willis Towers Watson Northeast Inc	consult	\$3,285,820	\$100,800	12/1/2015	11/30/2019
C20147	K&J Consulting Services Inc	construction	\$19,773,890	\$60,000	9/30/2020	10/31/2025



WASHINGTON METROPOLITAN AREA TRANSIT AUTHORITY

(CIP8011) D&E Fixed Rail Improvements

FY2022 Q4

Initiative Type: Program
 Investment Program: Fixed Rail
 Investment Category: Track and Structures Rehabilitation

Mode: Rail
 Location: Systemwide

Description




This program supports the development and evaluation of new initiatives associated with railway improvements.



Expected Outcome

Supports efforts to develop and evaluate potential solutions to emerging needs before committing to larger investments.

Strategic Drivers

 Safety	 Security	 Reliability/SGR
---	--	---

Overall Status

(Programs are ongoing)

Development & Evaluation	
Implementation & Construction	
Operations Activation	

Metro has completed an evaluation of the D&G and Red Line turnbacks.

Budget and Funding

FY22 Current Budget	YTD % Budget Expended
\$3.00	18%

FY22 Funding Sources	YTD Expended
Formula	\$0.00
PRIIA	\$0.00
Other	\$0.00
Federal Subtotal	\$0.00
System Performance	\$0.56
Reimbursable/Other	\$0.00
DC Dedicated Funding	\$0.00
MD Dedicated Funding	\$0.00
VA Non-Restricted Dedicated Funding	\$0.00
VA Restricted Dedicated Funding	\$0.00
Local Subtotal	\$0.56
Debt	\$0.00
Net Accruals	(\$0.02)
Total FY22 Expenditures	\$0.54



WASHINGTON METROPOLITAN AREA TRANSIT AUTHORITY

(CIP8011)

Top 20 Active Contracts by Allocated CIP Value

Contract Number	Vendor	Activity	Contract Value	Allocated CIP Value	Contract Start Date	Contract Expiration Date
FQ18033F	DHA/RK&K Joint Venture	consult	\$12,500,000	\$2,040,377	8/16/2018	8/16/2023
FQ15190D-FY19	WSP USA Inc.	consult	\$0	\$383,050	3/22/2019	6/30/2020
F15190_A	AECOM Technical Services Inc	consult	\$351,531	\$351,531	3/29/2018	3/28/2023
FQ15190A	AECOM, USA, INC.	consult	\$22,500,000	\$256,880	3/29/2018	3/28/2023
FQ15192-FY19	Mott MacDonald I&E, LLC	engineering	\$100,000,000	\$227,818	11/4/2017	6/30/2020



WASHINGTON METROPOLITAN AREA TRANSIT AUTHORITY

(CIP8013) D&E Track Structures Improvements

FY2022 Q4

Initiative Type: Program
 Investment Program: Structures
 Investment Category: Track and Structures Rehabilitation

Mode: Rail
 Location: Systemwide

Description




This program supports Metro's efforts to complete surveys, studies, engineering, and design tasks for tracks' and structures' capital initiatives.



Expected Outcome

Supports efforts to develop and evaluate potential solutions for emerging track and structural needs before committing to larger investments.

Strategic Drivers

 Safety	 Security	 Reliability/SGR
--	---	--

Overall Status

(Programs are ongoing)

Development & Evaluation	
Implementation & Construction	
Operations Activation	

Metro is continuing an analysis of alternatives for the Blue, Orange, and Silver Lines to address crowding in trains and stations, as well as Eisenhower Bridge inspection and testing.

Budget and Funding

FY22 Current Budget	YTD % Budget Expended
\$2.35	90%

FY22 Funding Sources	YTD Expended
Formula	\$0.00
PRIIA	\$0.00
Other	\$0.00
Federal Subtotal	\$0.00
System Performance	\$1.96
Reimbursable/Other	\$0.00
DC Dedicated Funding	\$0.00
MD Dedicated Funding	\$0.00
VA Non-Restricted Dedicated Funding	\$0.00
VA Restricted Dedicated Funding	\$0.00
Local Subtotal	\$1.96
Debt	\$0.00
Net Accruals	\$0.15
Total FY22 Expenditures	\$2.11



WASHINGTON METROPOLITAN AREA TRANSIT AUTHORITY

(CIP8013)

Top 20 Active Contracts by Allocated CIP Value

Contract Number	Vendor	Activity	Contract Value	Allocated CIP Value	Contract Start Date	Contract Expiration Date
FQ15192-FY20	Mott MacDonald I&E, LLC	engineering	\$46,000,000	\$1,724,249	7/18/2019	6/30/2020
FQ15191-FY19	Gannett Fleming-Parsons Joint Venture II	engineering	\$75,000,000	\$1,088,984	5/2/2017	12/31/2021
FQ18033B	HNTB Corporation	engineering	\$65,000,000	\$836,474	8/2/2018	8/2/2023
FQ15190-FY19	HNTB Corporation	consult	\$6,000,000	\$380,400	11/21/2018	3/28/2023
FQ15192-FY19	Mott MacDonald I&E, LLC	engineering	\$50,000,000	\$231,875	11/4/2017	6/30/2020



WASHINGTON METROPOLITAN AREA TRANSIT AUTHORITY

(CIP8015) D&E Rail Station Improvements

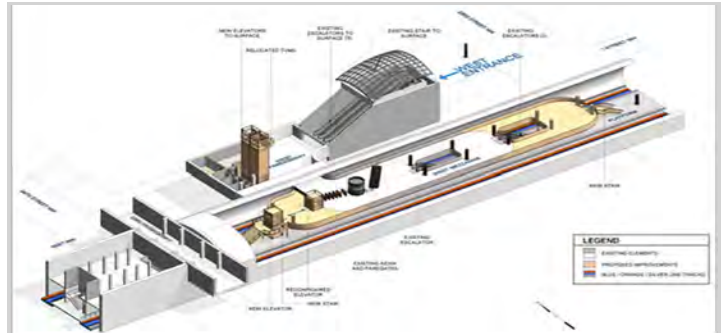
FY2022 Q4

Initiative Type: Program
 Investment Program: Platforms & Structures
 Investment Category: Stations and Passenger Facilities

Mode: Rail
 Location: Systemwide

Description

This program provides surveys, studies, engineering, and designs to support platform and structures improvement efforts that may lead to future capital initiatives.



Expected Outcome

Supports efforts to develop and evaluate potential solutions to emerging needs before committing to larger investments.

Strategic Drivers



Safety



Security



Reliability/SGR

Overall Status

(Programs are ongoing)

Development & Evaluation	
Implementation & Construction	
Operations Activation	

Metro is continuing to analyze proposed improvements to elevators and escalators in Metro Center to improve passenger flow within the station, and analyze passenger circulation improvements at L'Enfant Plaza, McPherson Square, and Archives-Navy Memorial. In addition, Metro plans to continue to evaluate platforms and structures in DC, Maryland, and Virginia to develop a prioritized list of projects.

Budget and Funding

FY22 Current Budget	YTD % Budget Expended
\$0.70	121%

FY22 Funding Sources	YTD Expended
Formula	\$0.00
PRIIA	\$0.00
Other	\$0.00
Federal Subtotal	\$0.00
System Performance	\$0.61
Reimbursable/Other	\$0.00
DC Dedicated Funding	\$0.09
MD Dedicated Funding	\$0.08
VA Non-Restricted Dedicated Funding	\$0.06
VA Restricted Dedicated Funding	\$0.02
Local Subtotal	\$0.85
Debt	\$0.00
Net Accruals	(\$0.01)
Total FY22 Expenditures	\$0.84

Notes: All figures are preliminary and unaudited.



WASHINGTON METROPOLITAN AREA TRANSIT AUTHORITY

(CIP8015)

Top 20 Active Contracts by Allocated CIP Value

Contract Number	Vendor	Activity	Contract Value	Allocated CIP Value	Contract Start Date	Contract Expiration Date
FQ18033F	DHA/RK&K Joint Venture	engineering	\$12,500,000	\$1,405,447	8/16/2018	8/16/2023
FQ15190D-FY19	WSP USA Inc.	consult	\$1,000,000	\$892,969	3/22/2019	6/30/2020
FQ15190C-FY19	Parsons Transportation Group Inc	consult	\$3,000,000	\$781,714	3/18/2019	6/30/2020
FQ15190C	Parsons Transportation Group Inc	consult	\$0	\$300,634	3/29/2018	3/28/2023
FQ15190A-FY19	AECOM, USA, INC.	consult	\$0	\$217,113	3/22/2019	6/30/2020
C20147	K&J Consulting Services Inc	construction	\$19,773,890	\$195,000	9/30/2020	10/31/2025
FQ15191-FY19	Gannett Fleming-Parsons Joint Venture II	engineering		\$70,796	5/2/2017	6/30/2020
FQ18110	CHK America Inc	3rd_party	\$14,443,906	\$54,495	4/12/2018	4/11/2023



WASHINGTON METROPOLITAN AREA TRANSIT AUTHORITY

(CIP8019) D&E Passenger Facility Improvements

FY2022 Q4

Initiative Type: Program
 Investment Program: Station Systems
 Investment Category: Stations and Passenger Facilities

Mode: Rail
 Location: Systemwide

Description

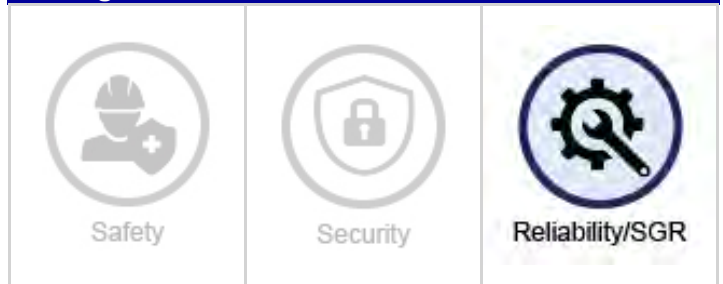
This program identifies improvements needed for Metro's passenger facilities. Supports the development of designs and evaluates potential solutions.



Expected Outcome

Supports efforts to develop and evaluate potential solutions to emerging needs before committing to larger investments.

Strategic Drivers



Overall Status

(Programs are ongoing)

Development & Evaluation	
Implementation & Construction	
Operations Activation	

Metro began installation of 70 multi-space parking meter pay stations at rail stations and removing old parking meters (all spaces will take electronic payments from the pay station) in Q4.

Budget and Funding

FY22 Current Budget	YTD % Budget Expended
\$9.50	6%

FY22 Funding Sources	YTD Expended
Formula	\$0.00
PRIIA	\$0.00
Other	\$0.00
Federal Subtotal	\$0.00
System Performance	\$0.58
Reimbursable/Other	\$0.00
DC Dedicated Funding	\$0.00
MD Dedicated Funding	\$0.00
VA Non-Restricted Dedicated Funding	\$0.00
VA Restricted Dedicated Funding	\$0.00
Local Subtotal	\$0.58
Debt	\$0.00
Net Accruals	\$0.00
Total FY22 Expenditures	\$0.58



WASHINGTON METROPOLITAN AREA TRANSIT AUTHORITY

(CIP8019)

Top 20 Active Contracts by Allocated CIP Value

Contract Number	Vendor	Activity	Contract Value	Allocated CIP Value	Contract Start Date	Contract Expiration Date
C20180--	Laz Parking Mid-Atlantic, LLC	equip_matl	\$1,339,865	\$441,368	3/1/2021	2/28/2023



WASHINGTON METROPOLITAN AREA TRANSIT AUTHORITY

(CIP8021) D&E Bus & Paratransit Improvements

FY2022 Q4

Initiative Type: Program
 Investment Program: Acquisition
 Investment Category: Bus, Bus Facilities and Paratransit

Mode: Bus
 Location: Systemwide

Description

This program provides surveys, studies, engineering, and designs related to new bus and paratransit efforts that may lead to future capital initiatives. Specifically, Metro will evaluate the feasibility and success of transitioning some of its bus fleet to electric vehicles and develop preliminary plans for infrastructure requirements to support an electric bus fleet.



Expected Outcome

Supports efforts to develop and evaluate potential solutions to emerging needs before committing to larger investments.

Strategic Drivers

 Safety	 Security	 Reliability/SGR
---	--	---

Overall Status

(Programs are ongoing)

Development & Evaluation	
Implementation & Construction	
Operations Activation	

Battery Electric Bus support has been transferred to CIP0355.

Budget and Funding

FY22 Current Budget	YTD % Budget Expended
\$0.25	9%

FY22 Funding Sources	YTD Expended
Formula	\$0.00
PRIIA	\$0.00
Other	\$0.00
Federal Subtotal	\$0.00
System Performance	\$0.10
Reimbursable/Other	\$0.00
DC Dedicated Funding	\$0.00
MD Dedicated Funding	\$0.00
VA Non-Restricted Dedicated Funding	\$0.00
VA Restricted Dedicated Funding	\$0.00
Local Subtotal	\$0.10
Debt	\$0.00
Net Accruals	(\$0.07)
Total FY22 Expenditures	\$0.02



WASHINGTON METROPOLITAN AREA TRANSIT AUTHORITY

(CIP8021)

Top 20 Active Contracts by Allocated CIP Value

Contract Number	Vendor	Activity	Contract Value	Allocated CIP Value	Contract Start Date	Contract Expiration Date
FQ15005A	AECOM, USA, INC.	consult	\$10,967,287	\$390,161	6/5/2015	8/31/2023



WASHINGTON METROPOLITAN AREA TRANSIT AUTHORITY

(CIP8026) Future Bus Maintenance Facilities

FY2022 Q4

Initiative Type: Program
 Investment Program: Maintenance Facilities
 Investment Category: Bus, Bus Facilities and Paratransit

Mode: Bus
 Location: Systemwide

Description

This program supports future large scale bus maintenance facility initiatives that are yet to be fully defined, but are known needs.



Expected Outcome

Supports efforts to develop and evaluate potential solutions to emerging bus maintenance facility needs before committing to larger investments.

Strategic Drivers

 Safety	 Security	 Reliability/SGR
---	--	---

Overall Status

(Programs are ongoing)

Development & Evaluation	
Implementation & Construction	
Operations Activation	

Rehabilitation studies and assessments for the Western Bus Garage replacement will advance in FY2023.

Budget and Funding

FY22 Current Budget	YTD % Budget Expended
\$1.00	0%

FY22 Funding Sources	YTD Expended
Formula	\$0.00
PRIIA	\$0.00
Other	\$0.00
Federal Subtotal	\$0.00
System Performance	\$0.00
Reimbursable/Other	\$0.00
DC Dedicated Funding	\$0.00
MD Dedicated Funding	\$0.00
VA Non-Restricted Dedicated Funding	\$0.00
VA Restricted Dedicated Funding	\$0.00
Local Subtotal	\$0.00
Debt	\$0.00
Net Accruals	\$0.00
Total FY22 Expenditures	\$0.00



WASHINGTON METROPOLITAN AREA TRANSIT AUTHORITY

(CIP8026)

Top 20 Active Contracts by Allocated CIP Value

Contract Number	Vendor	Activity	Contract Value	Allocated CIP Value	Contract Start Date	Contract Expiration Date
FQ18033C	WSP USA Inc.	consult	\$70,000,000	\$652,297	8/15/2018	8/15/2023



WASHINGTON METROPOLITAN AREA TRANSIT AUTHORITY

(CIP8029) D&E Information Technology Improvements

FY2022 Q4

Initiative Type: Program
 Investment Program: IT
 Investment Category: Business and Operations Support

Mode: Systemwide
 Location: Systemwide

Description




This program identifies emerging information technology needs and develops proposed solutions for evaluation to become potential future capital initiatives.



Expected Outcome

Supports efforts to develop and evaluate potential solutions to emerging information technology needs before committing to larger investments.

Strategic Drivers

 Safety	 Security	 Reliability/SGR
---	--	---

Overall Status

(Programs are ongoing)

Development & Evaluation	
Implementation & Construction	
Operations Activation	

Metro is preparing to release an RFP for an assessment of a Content Management System. Metro also continues to evaluate technology options for Metro Transit Police Department needs and implement IT Security.

Budget and Funding

FY22 Current Budget	YTD % Budget Expended
\$16.96	40%

FY22 Funding Sources	YTD Expended
Formula	\$0.00
PRIIA	\$0.00
Other	\$0.00
Federal Subtotal	\$0.00
System Performance	\$6.59
Reimbursable/Other	\$0.00
DC Dedicated Funding	\$0.00
MD Dedicated Funding	\$0.00
VA Non-Restricted Dedicated Funding	\$0.00
VA Restricted Dedicated Funding	\$0.00
Local Subtotal	\$6.59
Debt	\$0.00
Net Accruals	\$0.12
Total FY22 Expenditures	\$6.70



WASHINGTON METROPOLITAN AREA TRANSIT AUTHORITY

(CIP8029) Top 20 Active Contracts by Allocated CIP Value

Contract Number	Vendor	Activity	Contract Value	Allocated CIP Value	Contract Start Date	Contract Expiration Date
CIT01211099-1	Annuk Incorporated	it_software_oth	\$1,841,443	\$2,383,436	1/15/2020	1/14/2023
F20101_SS_A	Digital Mobile Innovation LLC	consult	\$42,628,459	\$812,937	4/1/2021	3/31/2024
CIT01222223	Insight Public Sector, Inc.	consult	\$784,200	\$784,200	5/31/2022	4/30/2023
FQ18100	Vivsoft Technologies LLC	consult	\$641,520	\$641,520	10/1/2018	9/30/2021
CIT01222220-COOP	Carahsoft Technology Corp	it_software_oth	\$534,434	\$534,434	4/8/2022	4/30/2023
CIT01211138	Insight Public Sector, Inc.	consult	\$511,912	\$511,912	6/22/2021	4/30/2023
CQ19211	Everbridge Inc	consult	\$1,150,115	\$313,622	6/26/2019	9/27/2022
FQ15124_SFA	Susan Fitzgerald & Associates, Inc.	consult	\$0	\$206,086	4/14/2016	4/30/2021
CIT01222076	Novacoast Federal Inc	it_hardware_oth	\$202,496	\$202,496	1/27/2022	1/26/2023
CQ19009	Optiv Security Inc.	it_software_oth	\$439,504	\$187,739	3/29/2019	10/28/2022
CIT01222216	Annuk Incorporated	it_software_oth	\$247,074	\$184,608	5/1/2022	2/28/2023
FQ15124_LIM	Limbic Systems Inc	consult	\$0	\$165,000	4/14/2016	4/30/2020
FQ15124_SIR C*	Software Information Resource Corporatio	consult	\$0	\$159,939	4/13/2016	4/30/2021
FQ15124_ADS	Advanced Digital Systems, Inc.	consult	\$0	\$145,766	4/14/2016	4/30/2021
FQ15124_SYA	SyApps LLC	consult	\$0	\$137,894	4/14/2016	4/30/2021
FQ15124_PO W	Powersolv Inc	consult	\$0	\$42,456	4/14/2016	4/30/2020
CQ19104	Dell Marketing LP	it_hardware_oth	\$90,000,000	\$36,135	7/23/2019	7/22/2022
CIT01211229	CAS Severn Inc	it_software_oth	\$743,193	\$36,000	6/22/2021	12/4/2021



WASHINGTON METROPOLITAN AREA TRANSIT AUTHORITY

(CIP8030) Future Information Technology Projects

FY2022 Q4

Initiative Type: Program
 Investment Program: IT
 Investment Category: Business and Operations Support

Mode: Systemwide
 Location: Systemwide

Description

This program identifies new information technology investments needs with the potential to develop into future projects based on outcomes of the development and evaluation process.



Expected Outcome

Identifies potential future investments as development and evaluation efforts are undertaken to assess alternatives.

Strategic Drivers

 Safety	 Security	 Reliability/SGR
---	--	---

Overall Status

(Programs are ongoing)

Development & Evaluation	
Implementation & Construction	
Operations Activation	

Metro is improving the Public Participation Management System.

Budget and Funding

FY22 Current Budget	YTD % Budget Expended
\$0.32	0%

FY22 Funding Sources	YTD Expended
Formula	\$0.00
PRIIA	\$0.00
Other	\$0.00
Federal Subtotal	\$0.00
System Performance	\$0.00
Reimbursable/Other	\$0.00
DC Dedicated Funding	\$0.00
MD Dedicated Funding	\$0.00
VA Non-Restricted Dedicated Funding	\$0.00
VA Restricted Dedicated Funding	\$0.00
Local Subtotal	\$0.00
Debt	\$0.00
Net Accruals	\$0.00
Total FY22 Expenditures	\$0.00



There are no active contracts associated with this CIP



WASHINGTON METROPOLITAN AREA TRANSIT AUTHORITY

(CIP8031) D&E Metro Transit Police Improvements

FY2022 Q4

Initiative Type: Program
 Investment Program: MTPD
 Investment Category: Business and Operations Support

Mode: Systemwide
 Location: Systemwide

Description

This program supports the development and evaluation of new potential Metro Transit Police initiatives.



Expected Outcome

Supports efforts to develop and evaluate potential solutions to emerging needs before committing to larger investments.

Strategic Drivers

 Safety	 Security	 Reliability/SGR
---	--	---

Overall Status

(Programs are ongoing)

Development & Evaluation	
Implementation & Construction	X
Operations Activation	X

Budget and Funding

FY22 Current Budget	YTD % Budget Expended
\$0.25	0%

FY22 Funding Sources	YTD Expended
Formula	\$0.00
PRIIA	\$0.00
Other	\$0.00
Federal Subtotal	\$0.00
System Performance	\$0.00
Reimbursable/Other	\$0.00
DC Dedicated Funding	\$0.00
MD Dedicated Funding	\$0.00
VA Non-Restricted Dedicated Funding	\$0.00
VA Restricted Dedicated Funding	\$0.00
Local Subtotal	\$0.00
Debt	\$0.00
Net Accruals	\$0.00
Total FY22 Expenditures	\$0.00



WASHINGTON METROPOLITAN AREA TRANSIT AUTHORITY

(CIP8031)

Top 20 Active Contracts by Allocated CIP Value

Contract Number	Vendor	Activity	Contract Value	Allocated CIP Value	Contract Start Date	Contract Expiration Date
FQ10218-18	WSP USA Inc.	engineering	\$21,772,073	\$314,207	10/6/2017	12/31/2019



WASHINGTON METROPOLITAN AREA TRANSIT AUTHORITY

(CIP8033) D&E Support Equipment Improvements

FY2022 Q4

Initiative Type: Program
 Investment Program: Support Equipment/Services
 Investment Category: Business and Operations Support

Mode: Systemwide
 Location: Systemwide

Description

This program evaluates the purchase of equipment, services, and systems that provide support to Metro.



Expected Outcome

Supports efforts to develop and evaluate potential solutions to emerging needs before committing to larger investments.

Strategic Drivers

 Safety	 Security	 Reliability/SGR
---	--	---

Overall Status

(Programs are ongoing)

Development & Evaluation	
Implementation & Construction	
Operations Activation	

Expenses are being transferred to the Operating Budget.

Budget and Funding

FY22 Current Budget	YTD % Budget Expended
\$1.65	3%

FY22 Funding Sources	YTD Expended
Formula	\$0.00
PRIIA	\$0.00
Other	\$0.00
Federal Subtotal	\$0.00
System Performance	\$0.16
Reimbursable/Other	\$0.00
DC Dedicated Funding	\$0.03
MD Dedicated Funding	\$0.03
VA Non-Restricted Dedicated Funding	\$0.02
VA Restricted Dedicated Funding	\$0.01
Local Subtotal	\$0.25
Debt	\$0.00
Net Accruals	(\$0.20)
Total FY22 Expenditures	\$0.05



WASHINGTON METROPOLITAN AREA TRANSIT AUTHORITY

(CIP8033) Top 20 Active Contracts by Allocated CIP Value

Contract Number	Vendor	Activity	Contract Value	Allocated CIP Value	Contract Start Date	Contract Expiration Date
FQ10218-18	WSP USA Inc.	engineering	\$21,457,866	\$1,189,525	10/6/2017	12/31/2019
CQ19207	Insight Public Sector, Inc.	consult	\$421,600	\$421,600	5/13/2019	4/30/2021
FQ18033C	WSP USA Inc.	consult	\$70,000,000	\$147,190	8/15/2018	8/15/2023



WASHINGTON METROPOLITAN AREA TRANSIT AUTHORITY

(CIP8034) Future Support Equipment Projects

FY2022 Q4

Initiative Type: Program
 Investment Program: Support Equipment/Services
 Investment Category: Business and Operations Support

Mode: Systemwide
 Location: Systemwide

Description

This program identifies new equipment and services investment needs with the potential to develop into future projects based on outcomes of the development and evaluation process.



Expected Outcome

Identifies potential future investments as development and evaluation efforts are undertaken to assess alternatives.

Strategic Drivers

 Safety	 Security	 Reliability/SGR
--	---	--

Overall Status

(Programs are ongoing)

Development & Evaluation	
Implementation & Construction	
Operations Activation	

Budget and Funding

FY22 Current Budget	YTD % Budget Expended
\$0.25	0%

FY22 Funding Sources	YTD Expended
Formula	\$0.00
PRIIA	\$0.00
Other	\$0.00
Federal Subtotal	\$0.00
System Performance	\$0.00
Reimbursable/Other	\$0.00
DC Dedicated Funding	\$0.00
MD Dedicated Funding	\$0.00
VA Non-Restricted Dedicated Funding	\$0.00
VA Restricted Dedicated Funding	\$0.00
Local Subtotal	\$0.00
Debt	\$0.00
Net Accruals	\$0.00
Total FY22 Expenditures	\$0.00



There are no active contracts associated with this CIP



WASHINGTON METROPOLITAN AREA TRANSIT AUTHORITY

(CRB0005) Planning Support for the District of Columbia

FY2022 Q4

Initiative Type: Program
 Investment Program: Support Equipment/Services
 Investment Category: Business and Operations Support

Mode: Bus
 Location: Washington, DC

Description



This program facilitates planning and design of potential future transit projects and transit oriented development efforts which create pedestrian-oriented, mixed-use communities centered around Metro stations. This also includes other projects that are of priority interest to Metro and the District of Columbia.



Expected Outcome

Facilitates improvements in station circulation, station access, regional transportation planning, and joint development activities that are of mutual interest to Metro and the District of Columbia.

Strategic Drivers

 Safety	 Security	 Reliability/SGR
---	--	---

Overall Status

(Programs are ongoing)

Development & Evaluation	
Implementation & Construction	
Operations Activation	

Metro is planning for Transit Oriented Development at Anacostia, Potomac Ave, Deanwood, Friendship Heights, Brookland and Fort Totten. Development and evaluation of station improvements are ongoing for Navy Yard, Cleveland Park, and Brookland.

Budget and Funding

FY22 Current Budget	YTD % Budget Expended
\$1.00	118%

FY22 Funding Sources	YTD Expended
Formula	\$0.00
PRIIA	\$0.00
Other	\$0.00
Federal Subtotal	\$0.00
System Performance	\$0.00
Reimbursable/Other	\$0.99
DC Dedicated Funding	\$0.00
MD Dedicated Funding	\$0.00
VA Non-Restricted Dedicated Funding	\$0.00
VA Restricted Dedicated Funding	\$0.00
Local Subtotal	\$0.99
Debt	\$0.00
Net Accruals	\$0.19
Total FY22 Expenditures	\$1.18



WASHINGTON METROPOLITAN AREA TRANSIT AUTHORITY

(CRB0005)

Top 20 Active Contracts by Allocated CIP Value

Contract Number	Vendor	Activity	Contract Value	Allocated CIP Value	Contract Start Date	Contract Expiration Date
CQ19089-H	HR&A Advisors Inc	planning	\$0	\$706,184	4/9/2019	2/5/2023
FQ15190D	WSP USA Inc.	consult	\$5,000,000	\$529,052	3/29/2018	3/28/2023
CQ19089-A	HR&A Advisors Inc	planning	\$297,409	\$297,409	4/28/2019	7/31/2020
FQ15190A	AECOM, USA, INC.	consult	\$22,500,000	\$294,255	3/29/2018	3/28/2023
FQ18033C	WSP USA Inc.	planning	\$60,000,000	\$200,000	8/15/2018	8/15/2023
FQ15005C	VHB - Vanasse Hangen Brustlin, Inc.	consult	\$2,865,831	\$175,316	6/5/2015	5/31/2020
FQ15190C	Parsons Transportation Group Inc	consult	\$0	\$30,642	3/29/2018	3/28/2023



WASHINGTON METROPOLITAN AREA TRANSIT AUTHORITY

(CRB0009) Planning Support for Maryland Jurisdictions

FY2022 Q4

Initiative Type: Program
 Investment Program: Support Equipment/Services
 Investment Category: Business and Operations Support

Mode: Rail
 Location: Maryland

Description

This program facilitates planning and design of potential future transit projects and transit oriented development efforts which create pedestrian-oriented, mixed-use communities centered around Metro stations. This also includes other projects that are of priority interest to Metro and the Maryland jurisdictions.



Expected Outcome

Facilitates improvements in station circulation, station access, regional transportation planning, and joint development activities that are of mutual interest to Metro and the Maryland jurisdictions.

Strategic Drivers

 Safety	 Security	 Reliability/SGR
-------------------	---------------------	----------------------------

Overall Status

(Programs are ongoing)

Development & Evaluation	
Implementation & Construction	
Operations Activation	

Metro is planning for Transit Oriented Development at Wheaton, Greenbelt, Friendship Heights, Forest Glen, Morgan Boulevard, Suitland, and Rockville. Development and evaluation of station improvements are ongoing at Bethesda and Twinbrook.

Budget and Funding

FY22 Current Budget	YTD % Budget Expended
\$1.00	121%

FY22 Funding Sources	YTD Expended
Formula	\$0.00
PRIIA	\$0.00
Other	\$0.00
Federal Subtotal	\$0.00
System Performance	\$0.00
Reimbursable/Other	\$0.90
DC Dedicated Funding	\$0.00
MD Dedicated Funding	\$0.00
VA Non-Restricted Dedicated Funding	\$0.00
VA Restricted Dedicated Funding	\$0.00
Local Subtotal	\$0.90
Debt	\$0.00
Net Accruals	\$0.31
Total FY22 Expenditures	\$1.21



WASHINGTON METROPOLITAN AREA TRANSIT AUTHORITY

(CRB0009)

Top 20 Active Contracts by Allocated CIP Value

Contract Number	Vendor	Activity	Contract Value	Allocated CIP Value	Contract Start Date	Contract Expiration Date
FQ15190C	Parsons Transportation Group Inc	consult	\$0	\$563,672	3/29/2018	3/28/2023
FQ15190B	HNTB Corporation	consult	\$0	\$535,658	3/29/2018	3/28/2023
FQ18033C	WSP USA Inc.	planning	\$50,000,000	\$500,000	8/15/2018	8/15/2023
FQ10065-FY18	AECOM, USA, INC.	planning	\$7,000,000	\$488,065	9/20/2016	12/30/2019
FQ15005C	VHB - Vanasse Hangen Brustlin, Inc.	planning	\$1,883,842	\$225,000	6/5/2015	5/31/2020
FQ15190A	AECOM, USA, INC.	consult	\$22,500,000	\$122,287	3/29/2018	3/28/2023
CQ19089-H	HR&A Advisors Inc	planning	\$0	\$59,600	4/9/2019	2/5/2023
FQ18110	CHK America Inc	3rd_party	\$14,443,906	\$36,330	4/12/2018	4/11/2023



WASHINGTON METROPOLITAN AREA TRANSIT AUTHORITY

(CRB0013) Potomac Yard Station Construction

FY2022 Q4

Initiative Type: Project
 Investment Program: Platforms & Structures
 Investment Category: Stations and Passenger Facilities

Mode: Rail
 Location: Alexandria, VA

Description

The project supports the design and construction of a new Metrorail station on the Yellow and Blue Lines between the existing Braddock Road and Ronald Reagan Washington National Airport stations. This project is a partnership between Metro and the City of Alexandria, which is funding the new station.



Expected Outcome

Increases access to Metrorail in the City of Alexandria, accommodating economic development, reduced vehicle traffic, and improved quality of life in the City of Alexandria and the surrounding community.

Strategic Drivers

 Safety	 Security	 Reliability/SGR
--	---	--

Overall Status

Development & Evaluation	
Implementation & Construction	X
Operations Activation	

Construction is currently ongoing for the South pavilion entrance, station escalators and elevators, electrical and communications systems, double crossover, retaining wall, and metal roof. Beginning in Q1 of FY2023, Metro will begin connecting new tracks to “tie in” the station to the system and ensure proper signal integration.

Budget and Funding

FY22 Current Budget	YTD % Budget Expended
\$149.50	64%

FY22 Funding Sources	YTD Expended
Formula	\$0.00
PRIIA	\$0.00
Other	\$0.00
Federal Subtotal	\$0.00
System Performance	\$0.00
Reimbursable/Other	\$111.33
DC Dedicated Funding	\$0.00
MD Dedicated Funding	\$0.00
VA Non-Restricted Dedicated Funding	\$0.00
VA Restricted Dedicated Funding	\$0.00
Local Subtotal	\$111.33
Debt	\$0.00
Net Accruals	(\$15.51)
Total FY22 Expenditures	\$95.82

Notes: All figures are preliminary and unaudited.



WASHINGTON METROPOLITAN AREA TRANSIT AUTHORITY

(CRB0013)

Top 20 Active Contracts by Allocated CIP Value

Contract Number	Vendor	Activity	Contract Value	Allocated CIP Value	Contract Start Date	Contract Expiration Date
FQ16146	Potomac Yard Constructors	design_build	\$279,371,731	\$15,675,031	9/11/2018	7/15/2022
FQ18033G	Gannett Fleming Engineers and Architects	consult	\$49,000,000	\$7,311,707	8/23/2018	8/23/2023
FQ15191-FY18	Gannett Fleming-Parsons Joint Venture II	consult		\$682,715	2/11/2017	3/31/2020
FQ18033I	AECOM-STV JV	consult	\$22,500,000	\$658,002	7/1/2018	6/30/2025
CQ15052	ARINC Incorporated	consult	\$3,522,520	\$497,845	3/31/2015	10/31/2021
FQ15191-FY19	Gannett Fleming-Parsons Joint Venture II	consult	\$64,000,000	\$409,393	5/2/2017	6/30/2020
FQ15192-FY20	Mott MacDonald I&E, LLC	engineering	\$46,000,000	\$159,720	7/18/2019	8/1/2021
FQ15192-FY18	Mott MacDonald I&E, LLC	consult	\$75,000,000	\$150,000	3/8/2017	12/31/2019
C20147	K&J Consulting Services Inc	consult	\$19,773,890	\$120,000	9/30/2020	10/31/2025
C20088B	Yankee Line Transportation Management	3rd_party	\$7,316,153	\$116,344	6/6/2020	2/2/2023
FQ18033B	HNTB Corporation	engineering	\$65,000,000	\$103,000	8/2/2018	8/2/2023
CQ19104	Dell Marketing LP	it_hardware_oth	\$90,000,000	\$81,537	7/23/2019	7/22/2022
FQ18033C	WSP USA Inc.	consult	\$60,000,000	\$40,000	8/15/2018	8/15/2023
FQ18110	CHK America Inc	3rd_party	\$14,443,906	\$27,248	4/12/2018	4/11/2023
CCSCM211074	Sharp And Company	3rd_party	\$1,768,000	\$9,716	5/17/2021	5/17/2023
C20113	Transportation Management Service Inc	3rd_party	\$13,004,797	\$5,201	5/22/2020	5/21/2023



WASHINGTON METROPOLITAN AREA TRANSIT AUTHORITY

(CRB0018) Planning Support for Virginia Jurisdictions

FY2022 Q4

Initiative Type: Program
 Investment Program: Support Equipment/Services
 Investment Category: Business and Operations Support

Mode: Rail
 Location: Virginia

Description




This program facilitates planning and design of potential future transit projects and transit oriented development efforts which create pedestrian-oriented, mixed-use communities centered around Metro stations. This also includes other projects that are of priority interest to Metro and the Virginia jurisdictions.



Expected Outcome

Facilitates improvements in station circulation, station access, regional transportation planning, and joint development activities that are of mutual interest to Metro and the Virginia jurisdictions.

Strategic Drivers

 Safety	 Security	 Reliability/SGR
--	---	--

Overall Status

(Programs are ongoing)

Development & Evaluation	
Implementation & Construction	
Operations Activation	

Metro is planning for Transit Oriented Development at East Falls Church, Van Dorn, Huntington, and Braddock Road. Development and evaluation of station improvements are ongoing at Rosslyn.

Budget and Funding

FY22 Current Budget	YTD % Budget Expended
\$1.00	73%

FY22 Funding Sources	YTD Expended
Formula	\$0.00
PRIIA	\$0.00
Other	\$0.00
Federal Subtotal	\$0.00
System Performance	\$0.00
Reimbursable/Other	\$0.60
DC Dedicated Funding	\$0.00
MD Dedicated Funding	\$0.00
VA Non-Restricted Dedicated Funding	\$0.00
VA Restricted Dedicated Funding	\$0.00
Local Subtotal	\$0.60
Debt	\$0.00
Net Accruals	\$0.13
Total FY22 Expenditures	\$0.73



WASHINGTON METROPOLITAN AREA TRANSIT AUTHORITY

(CRB0018)

Top 20 Active Contracts by Allocated CIP Value

Contract Number	Vendor	Activity	Contract Value	Allocated CIP Value	Contract Start Date	Contract Expiration Date
FQ15190B	HNTB Corporation	consult	\$0	\$587,704	3/29/2018	3/28/2023
FQ15190D	WSP USA Inc.	consult	\$5,000,000	\$543,522	3/29/2018	3/28/2023
CQ19089-H	HR&A Advisors Inc	planning	\$0	\$403,471	4/9/2019	2/5/2023
FQ18033C	WSP USA Inc.	planning	\$60,000,000	\$300,000	8/15/2018	8/15/2023
FQ15190A-FY19	AECOM, USA, INC.	planning	\$1,000,000	\$76,176	3/22/2019	6/30/2020
FQ18110	CHK America Inc	3rd_party	\$14,443,906	\$54,495	4/12/2018	4/11/2023
FQ15190C	Parsons Transportation Group Inc	consult	\$0	\$30,641	3/29/2018	3/28/2023



WASHINGTON METROPOLITAN AREA TRANSIT AUTHORITY

(CRB0019_19) Silver Line Phase 1 Railcars

FY2022 Q4

Initiative Type: Project
 Investment Program: Acquisition
 Investment Category: Railcar and Railcar Facilities

Mode: Rail
 Location: Systemwide

Description

This project acquires 64 new 7000 series railcars for phase 1 construction of the Silver Line. The railcars are funded by the Metropolitan Washington Airports Authority.



Expected Outcome

Provides additional railcars necessary for the phase 1 portion of the new Silver Line rail service. All railcars have been received.

Strategic Drivers

 Safety	 Security	 Reliability/SGR
---	--	---

Overall Status

Development & Evaluation	
Implementation & Construction	X
Operations Activation	

Delivery and acceptance of as-built drawings, as well as warranty and milestone payments have been delayed to FY2023 due to the 7000-Series derailment and investigation.

Budget and Funding

FY22 Current Budget	YTD % Budget Expended
\$2.18	0%

FY22 Funding Sources	YTD Expended
Formula	\$0.00
PRIIA	\$0.00
Other	\$0.00
Federal Subtotal	\$0.00
System Performance	\$0.00
Reimbursable/Other	\$0.00
DC Dedicated Funding	\$0.00
MD Dedicated Funding	\$0.00
VA Non-Restricted Dedicated Funding	\$0.00
VA Restricted Dedicated Funding	\$0.00
Local Subtotal	\$0.00
Debt	\$0.00
Net Accruals	\$0.00
Total FY22 Expenditures	\$0.00



WASHINGTON METROPOLITAN AREA TRANSIT AUTHORITY

(CRB0019_19)
Value

Top 20 Active Contracts by Allocated CIP

Contract Number	Vendor	Activity	Contract Value	Allocated CIP Value	Contract Start Date	Contract Expiration Date
RC7000	Kawasaki Rail Car Inc	railcars	\$1,531,608,945	\$137,378,199	10/8/2010	8/15/2019
FQ16036B	The Matthews Group, Inc. T/A TMG Constr	engineering	\$13,780,865	\$1,283,873	10/10/2017	10/9/2022



WASHINGTON METROPOLITAN AREA TRANSIT AUTHORITY

(CRB0020) Silver Line Phase 2 Construction Support

FY2022 Q4

Initiative Type: Project
 Investment Program: Platforms & Structures
 Investment Category: Stations and Passenger Facilities

Mode: Rail
 Location: All new Phase II stations in Virginia - 3 in Fairfax County and 3 in Loudoun County

Description

This project supports Phase 2 construction, integration, and infrastructure improvements for the Silver Line expansion of six stations. This project is managed and funded by the Metropolitan Washington Airports Authority



Expected Outcome

Provides rail customers a direct connection to Dulles International Airport and better access to rail service for residents, visitors, and businesses in Western Fairfax County and Loudoun County.

Strategic Drivers

 Safety	 Security	 Reliability/SGR
--	---	--

Overall Status

Development & Evaluation	
Implementation & Construction	X
Operations Activation	X

Signage, graphics, and art installation, as well as the purchasing of non-revenue vehicles and railyard shop equipment are ongoing. Consulting and engineering work are concluding. Exit fare gates were installed in Q1 and final acceptance testing for AFC equipment is has been completed. The six new stations are anticipated to open for passenger service in FY2023.

Budget and Funding

FY22 Current Budget	YTD % Budget Expended
\$10.78	181%

FY22 Funding Sources	YTD Expended
Formula	\$0.00
PRIIA	\$0.00
Other	\$0.00
Federal Subtotal	\$0.00
System Performance	\$0.00
Reimbursable/Other	\$21.39
DC Dedicated Funding	\$0.00
MD Dedicated Funding	\$0.00
VA Non-Restricted Dedicated Funding	\$0.00
VA Restricted Dedicated Funding	\$0.00
Local Subtotal	\$21.39
Debt	\$0.00
Net Accruals	(\$1.84)
Total FY22 Expenditures	\$19.54



WASHINGTON METROPOLITAN AREA TRANSIT AUTHORITY

(CRB0020) Top 20 Active Contracts by Allocated CIP Value

Contract Number	Vendor	Activity	Contract Value	Allocated CIP Value	Contract Start Date	Contract Expiration Date
RC7000	Kawasaki Rail Car Inc	railcars	\$1,531,608,945	\$105,106,637	10/8/2010	8/15/2019
FQ15192-FY18	Mott MacDonald I&E, LLC	consult	\$70,000,000	\$16,955,023	3/8/2017	12/31/2019
FDULS211272	Mott MacDonald I&E, LLC	consult	\$2,874,755	\$2,874,755	8/6/2021	12/31/2021
FQ15192-FY17	Mott MacDonald I&E, LLC	consult	\$40,000,000	\$2,808,297	7/8/2016	3/31/2020
FQ18056	Cubic Transportation Systems Inc.	afc_equipment	\$13,586,538	\$2,260,936	6/14/2018	12/13/2020
FQ18033D	Jacobs Engineering Group, Inc.	engineering	\$80,500,000	\$1,778,557	8/21/2018	8/21/2023
FQ15191-FY19	Gannett Fleming-Parsons Joint Venture II	consult	\$75,000,000	\$1,377,165	5/2/2017	12/31/2021
C20056	Criswell Chevrolet	vehicles_rail	\$1,088,927	\$1,088,927	2/12/2020	2/11/2021
FQ15124_SFA	Susan Fitzgerald & Associates, Inc.	consult	\$0	\$1,051,594	4/14/2016	4/30/2021
C20147	K&J Consulting Services Inc	consult	\$19,773,890	\$800,000	9/30/2020	10/31/2025
CQ19177C_RE V1	Los Alamos Technical Associates Inc	consult	\$8,414,755	\$765,370	5/13/2019	5/12/2023
C20061	Lindsay Ford LLC	vehicles_rail	\$739,200	\$739,200	3/17/2020	12/31/2020
FQ18185	Schneider Electric Critical Systems, Inc	equip_matl	\$5,383,924	\$707,671	6/29/2018	6/30/2021
FSVMT211055 -ACM-A	Criswell Chevrolet	vehicles_rail	\$620,384	\$620,384	4/7/2021	4/4/2022
C20025A	Western Star Trucks of Delmarva, LLC	vehicles_rail	\$438,498	\$438,498	3/12/2020	1/15/2021
FQ19259	Eastern Lift Truck Company Inc	vehicles_rail	\$390,540	\$390,540	6/3/2020	12/31/2021
FQ15191-FY18	Gannett Fleming-Parsons Joint Venture II	design	\$100,000,000	\$361,316	2/11/2017	3/31/2020
FSVMT211055 -ACM (B)	Brian Hoskins Ford	vehicles_rail	\$352,760	\$352,760	3/23/2021	3/22/2022
FIT01222091	Business Marketers Group Inc	equip_matl	\$349,360	\$349,360	1/20/2022	7/23/2022
FQ18033G	Gannett Fleming Engineers and Architects	consult	\$82,000,000	\$315,302	8/23/2018	8/23/2023



WASHINGTON METROPOLITAN AREA TRANSIT AUTHORITY

(CRB0127) Purple Line Construction Support

FY2022 Q4

Initiative Type: Project
 Investment Program: Platforms & Structures
 Investment Category: Stations and Passenger Facilities

Mode: Rail
 Location: Bethesda, Silver Spring, College Park, and New Carrollton.

Description

This project supports the planned Purple Line, a 16-mile light rail transit line extending from Bethesda to New Carrollton. The Maryland Transit Administration (MTA) is managing and funding the development of the line which will connect to four Metrorail stations: Bethesda, Silver Spring, College Park, and New Carrollton. This project includes design and engineering support to integrate Metro facilities with the Purple Line and a new entrance into the South Mezzanine at Bethesda Station.



Expected Outcome

Supports future multi-modal connections that will increase transit access in the region. Increases passengers flexibility and convenience when it comes to riding Metrorail.

Strategic Drivers

 Safety	 Security	 Reliability/SGR
--	---	--

Overall Status

Development & Evaluation	
Implementation & Construction	X
Operations Activation	X

Metro is supporting design efforts to integrate the Purple Line with the Metrorail system, particularly at the Bethesda and Silver Spring stations, and will provide engineering oversight and project management support.

Budget and Funding

FY22 Current Budget	YTD % Budget Expended
\$4.07	90%

FY22 Funding Sources	YTD Expended
Formula	\$0.00
PRIIA	\$0.00
Other	\$0.00
Federal Subtotal	\$0.00
System Performance	\$0.00
Reimbursable/Other	\$3.74
DC Dedicated Funding	\$0.00
MD Dedicated Funding	\$0.00
VA Non-Restricted Dedicated Funding	\$0.00
VA Restricted Dedicated Funding	\$0.00
Local Subtotal	\$3.74
Debt	\$0.00
Net Accruals	(\$0.07)
Total FY22 Expenditures	\$3.67



WASHINGTON METROPOLITAN AREA TRANSIT AUTHORITY

(CRB0127)

Top 20 Active Contracts by Allocated CIP Value

Contract Number	Vendor	Activity	Contract Value	Allocated CIP Value	Contract Start Date	Contract Expiration Date
FQ15191-FY18	Gannett Fleming-Parsons Joint Venture II	consult		\$2,292,987	2/11/2017	3/31/2020
FQ19172KGP	KGP Design Studio, LLC	engineering	\$2,000,000	\$1,427,568	10/3/2019	10/3/2024
FQ18033G	Gannett Fleming Engineers and Architects	consult	\$90,000,000	\$100,000	8/23/2018	8/23/2023
FQ17044S	Singleton Electric Company, Inc.	construction	\$0	\$92,369	8/9/2018	6/30/2020
FQ15205	Sharp And Company	consult	\$3,223,889	\$90,077	1/8/2016	1/7/2020
C20147	K&J Consulting Services Inc	construction	\$19,773,890	\$45,000	9/30/2020	10/31/2025
CCSCM211074	Sharp And Company	consult	\$1,768,000	\$30,233	5/17/2021	5/17/2023
CQ19104	Dell Marketing LP	it_hardware_oth	\$35,000,000	\$23,205	7/23/2019	7/22/2022
FQ18110	CHK America Inc	3rd_party	\$14,443,906	\$18,165	4/12/2018	4/11/2023



WASHINGTON METROPOLITAN AREA TRANSIT AUTHORITY

(CRB0136) McLean Station - New Entrance

FY2022 Q4

Initiative Type: Project
 Investment Program: Platforms & Structures
 Investment Category: Stations and Passenger Facilities

Mode: Rail
 Location: McLean

Description

Construction of a new second entrance to McLean Station.



Expected Outcome

Strategic Drivers

 Safety	 Security	 Reliability/SGR
---	--	---

Overall Status

Development & Evaluation	
Implementation & Construction	
Operations Activation	

Metro awarded a contract for construction in Q4.

Budget and Funding

FY22 Current Budget	YTD % Budget Expended
\$0.20	9%

FY22 Funding Sources	YTD Expended
Formula	\$0.00
PRIIA	\$0.00
Other	\$0.00
Federal Subtotal	\$0.00
System Performance	\$0.00
Reimbursable/Other	\$0.02
DC Dedicated Funding	\$0.00
MD Dedicated Funding	\$0.00
VA Non-Restricted Dedicated Funding	\$0.00
VA Restricted Dedicated Funding	\$0.00
Local Subtotal	\$0.02
Debt	\$0.00
Net Accruals	\$0.00
Total FY22 Expenditures	\$0.02



There are no active contracts associated with this CIP