

## How to use this timetable

- Use the map to find the stops closest to where you will get on and off the bus.
- Select the schedule (Weekday, Saturday, Sunday) for when you will travel. Along the top of the schedule, find the stop at or nearest the point where you will get on the bus. Follow that column down to the time you want to leave.
- Use the same method to find the times the bus is scheduled to arrive at the stop where you will get off the bus.
- If the bus stop is not listed, use the time shown for the bus stop before it as the time to wait at the stop.
- The end-of-the-line or last stop is listed in ALL CAPS on the schedule.

## Cómo Usar este Horario

- Use este mapa para localizar las paradas más cercanas a donde se subirá y bajará del autobús.
- Seleccione el horario (Entre semana, sábado, domingo) de cuando viajará. A lo largo de la parte superior del horario, localice la parada o el punto más cercano a la parada en la que se subirá al autobús. Siga esa columna hacia abajo hasta la hora en la que desee salir.
- Utilice el mismo método para localizar las horas en que el autobús está programado para llegar a la parada en donde desea bajarse del autobús.
- Si la parada del autobús no está listada use la hora que se muestra en la parada anterior como la hora de espera en la parada.
- El final de la ruta o la última parada del autobús aparece en letras MAYÚSCULAS en el horario.

English-Español

metrobuses

# 24T

## McLean Hamlet- East Falls Church Line



& All Metrobuses are fully accessible and are equipped with lifts or ramps for wheelchair accessibility  
Todos los autobuses de Metro son accesibles a personas con impedimentos y están equipados con rampas o elevadores para sillas de ruedas

**Serves these locations-**  
**Brinda servicio a estas ubicaciones**  
Tysons-Westpark Transit Station  
McLean Hamlet  
Tysons-McLean Office Park  
Westmoreland St.  
East Falls Church station

Schedule 12-31-06 Reprinted 12-10-08

**Washington  
Metropolitan Area  
Transit Authority**

*A District of Columbia,  
Maryland and Virginia  
Transit Partnership*

INFORMATION ANYTIME 202-637-7000 TTY 202-638-3780

**M opens  
metro doors**  
MetroOpensDoors.com

# McLean Hamlet-East Falls Church Line

## Route 24T

For route and schedule information

Call 202-637-7000

www.metroopensdoors.com



### Legend

-  — Metrorail Station
-  — Terminal Stands

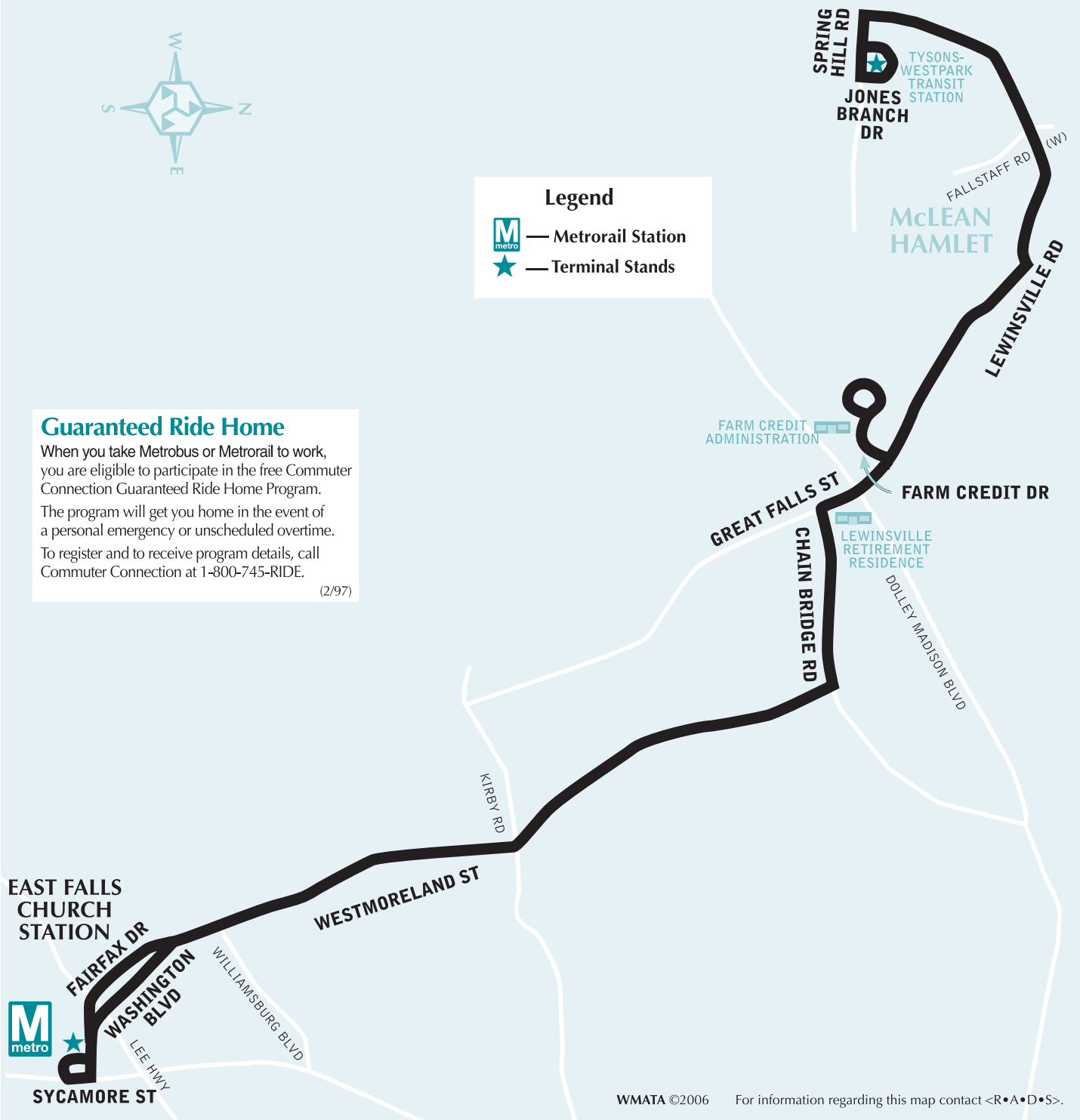
### Guaranteed Ride Home

When you take Metrobus or Metrorail to work, you are eligible to participate in the free Commuter Connection Guaranteed Ride Home Program.

The program will get you home in the event of a personal emergency or unscheduled overtime.

To register and to receive program details, call Commuter Connection at 1-800-745-RIDE.

(2/97)




WMATA ©2006 For information regarding this map contact <R•A•D•S>.

# 24T


## McLean Hamlet- East Falls Church Line

### Monday thru Friday

#### Southbound — Entre semana con dirección al sur

Route Number	Tysons-Westpark Transit Station	Lewinsville & Falstaff Rds. (west)	#1501 Farm Credit Dr. (Farm Administration)	Great Falls St. & Aynsley La.	Westmoreland St. & Kirby Rd.	EAST FALLS CHURCH 
<b>AM Service — Servicio matutino</b>						
24T	6:00	6:04	6:09	6:11	6:17	6:25
24T	6:32	6:36	6:41	6:43	6:49	6:57
24T	7:02	7:09	7:14	7:18	7:25	7:34
24T	7:33	7:40	7:45	7:49	7:56	8:05
24T	8:10	8:17	8:21	8:25	8:31	8:38
24T	8:43	8:50	8:54	8:58	9:04	9:11
<b>PM Service — Servicio vespertino</b>						
24T	4:24	4:30	4:35	4:39	4:45	4:52
24T	4:56	5:02	5:07	5:11	5:17	5:24
24T	5:34	5:40	5:45	5:49	5:55	6:02
24T	6:07	6:13	6:18	6:22	6:28	6:35
24T	6:40	6:45	6:50	6:54	7:00	7:07

#### Northbound — Entre semana con dirección al norte

Route Number	East Falls Church 	Westmoreland St. & Kirby Rd.	Great Falls St. & Entr. to Lewinsville Retirement Residence	#1501 Farm Credit Dr. (Farm Administration)	Lewinsville & Falstaff Rds. (west)	Tysons-WEST-PARK Transit Station
<b>AM Service — Servicio matutino</b>						
24T	6:33	6:40	6:46	6:49	6:54	6:58
24T	7:03	7:12	7:17	7:23	7:28	7:32
24T	7:38	7:47	7:52	7:58	8:03	8:07
24T	8:08	8:17	8:22	8:28	8:33	8:37
24T	8:41	8:50	8:55	9:01	9:06	9:10
<b>PM Service — Servicio vespertino</b>						
24T	4:17	4:26	4:32	4:36	4:42	4:47
24T	4:59	5:08	5:14	5:18	5:24	5:29
24T	5:30	5:39	5:45	5:49	5:55	6:00
24T	6:07	6:16	6:22	6:26	6:32	6:37
24T	6:40	6:49	6:55	6:59	7:05	7:10
24T	7:12	7:19	7:25	7:28	7:30	7:34