

Metro Ridership Snapshot

September 2019



Washington Metropolitan Area Transit Authority

Table of Contents

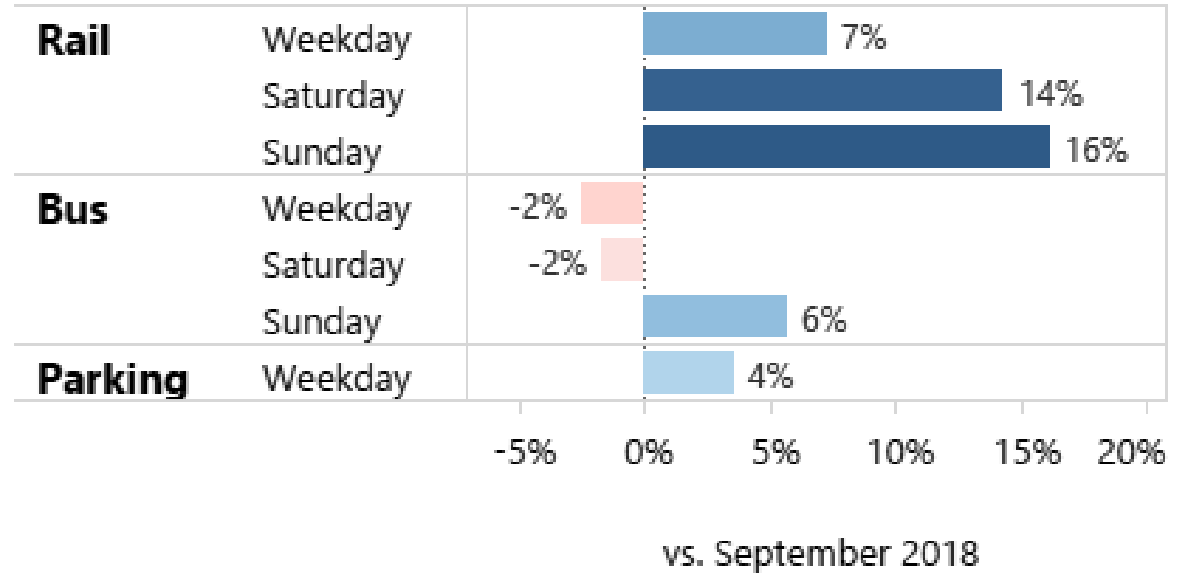
- Rail Ridership
- Bus Ridership
- Parking Utilization
-

Link: [Online Ridership Data Portal](#)

Overall Ridership in September

- **Rail ridership up across the board**
 - +7% on weekdays, +15% weekends
 - Nearly all stations, all times
 - Parking up overall
- **Bus ridership continues downward trend**
- **90% recovery at six stations closed this summer**
- **Rail gains notable in context of major trackwork persisting through first week**
- **Notes:**
 - September 1-8, 2019: major trackwork concluding. Six stations closed, parking free, and adjacent bus service adjusted.

September 2019 Change in Ridership



September 2019 Averages	Weekday	Saturday	Sunday
Rail	660,300	264,300	179,100
Bus	372,800	187,500	143,600
Parking	44,200		



Metrorail Ridership

Weekdays:

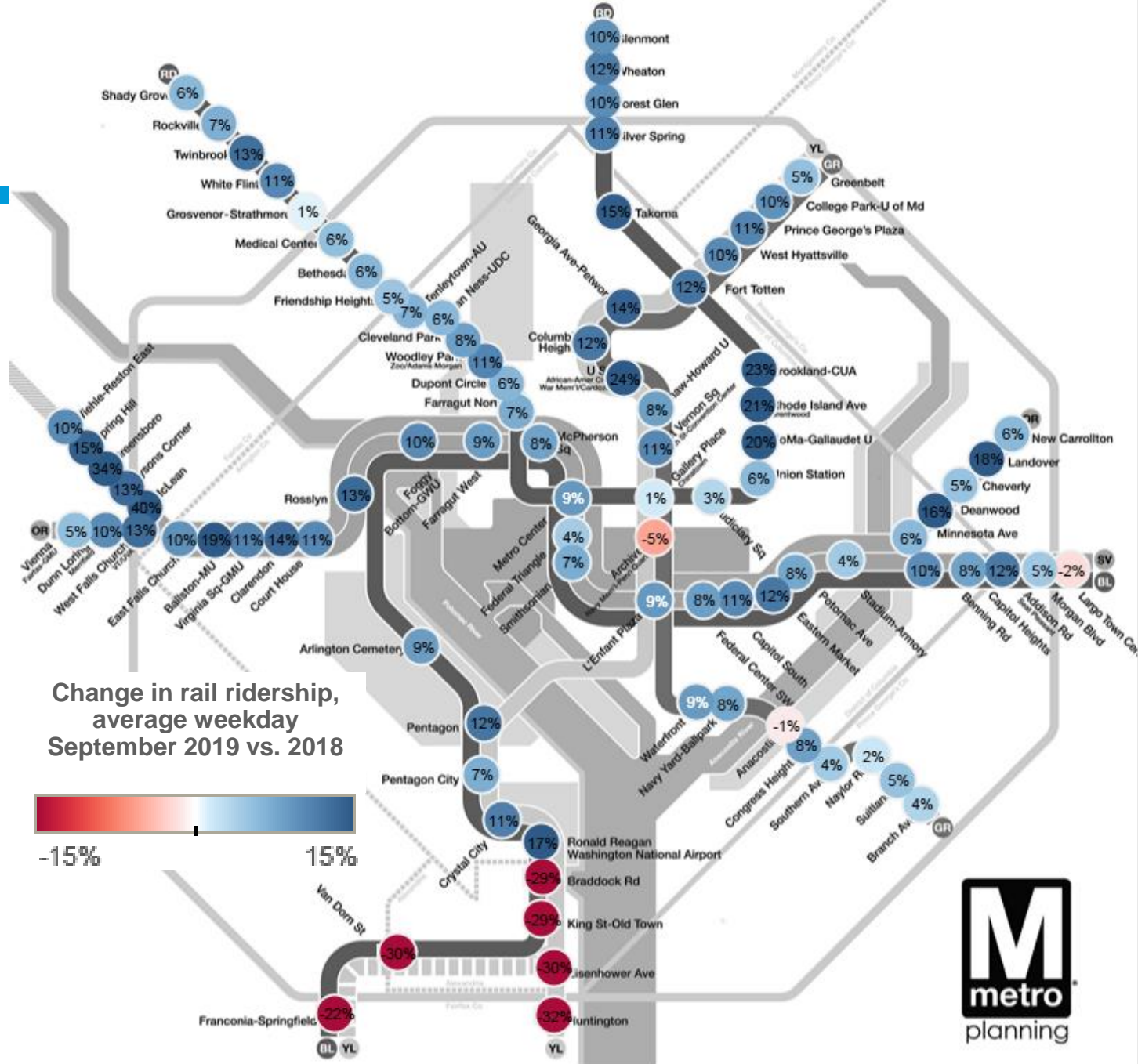
- Most stations up 5-15%
- At all times of day, particularly off-peak
- Top gains: Greensboro, McLean, U Street

Weekends up 15%

- Across all weekends in the month, Saturdays and Sundays

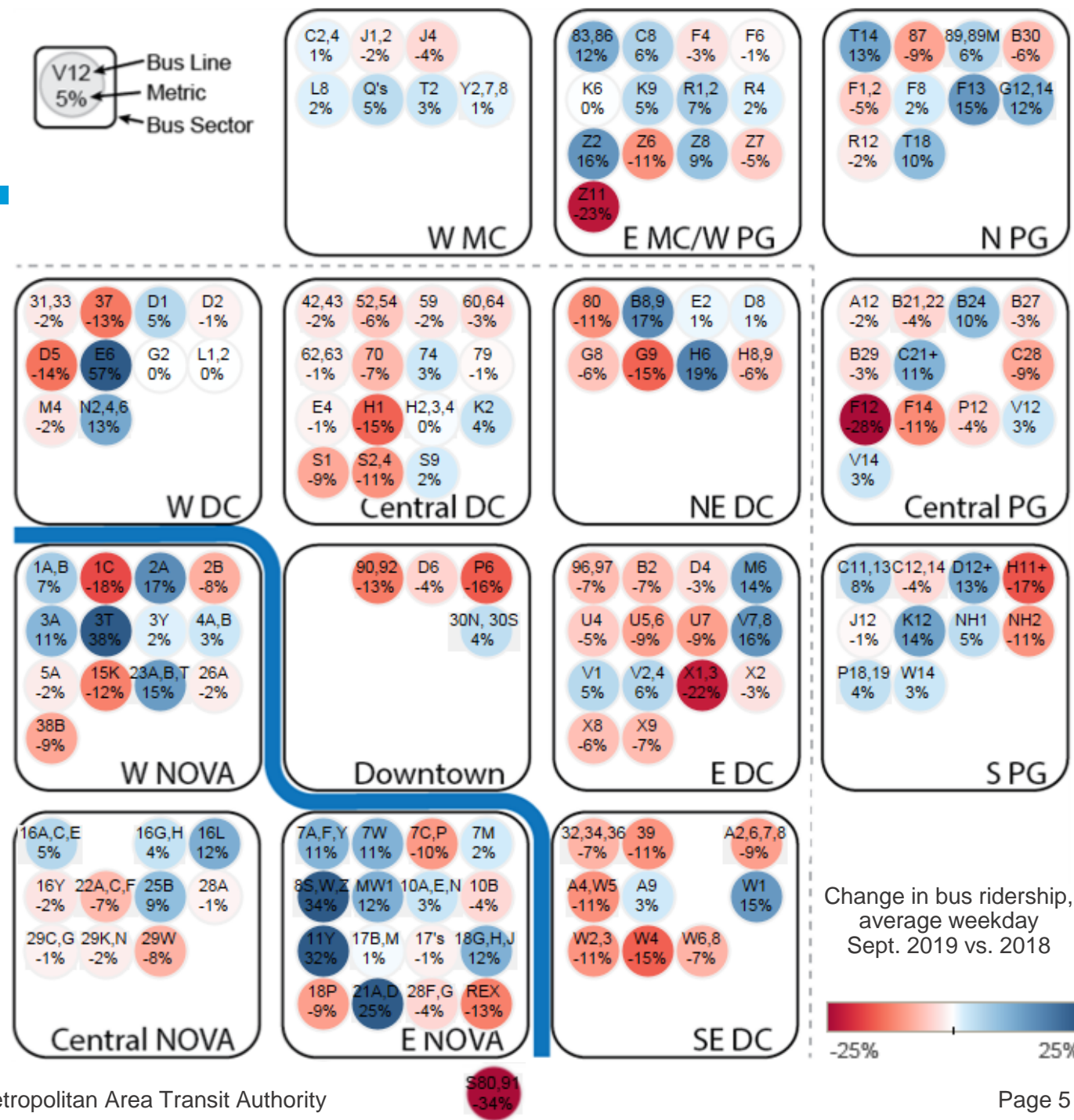
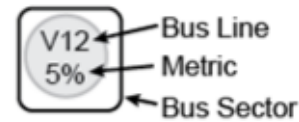
Notes:

- Six stations still closed for first week of the month (until 9/8).
 - The 22-30% losses at right are the net change for the month (one week closed down 100%; three weeks open, down around 10%)
- Some Red Line stations' gains may be because their post-closure ridership in 2018 was slow to return



Metrobus Ridership

- Overall bus ridership down 2% on weekdays
 - Led by losses on routes in D.C., particularly eastern and southeastern D.C.
 - Counteracted by gains in Northern Virginia, somewhat in Maryland
- Down 2% on Saturdays, up 6% on Sundays
- Notes:
 - Residual impacts of the six-station closure during first week increase some routes (11Y, e.g.), and decrease others (S80,91, e.g.)
 - Good performance on N2,4,6; E6; Z2; H6. E6 gains due to removal of a long-term construction detour.
 - Mild ridership gains in Maryland



Metro Parking Utilization

- Overall utilization 74%

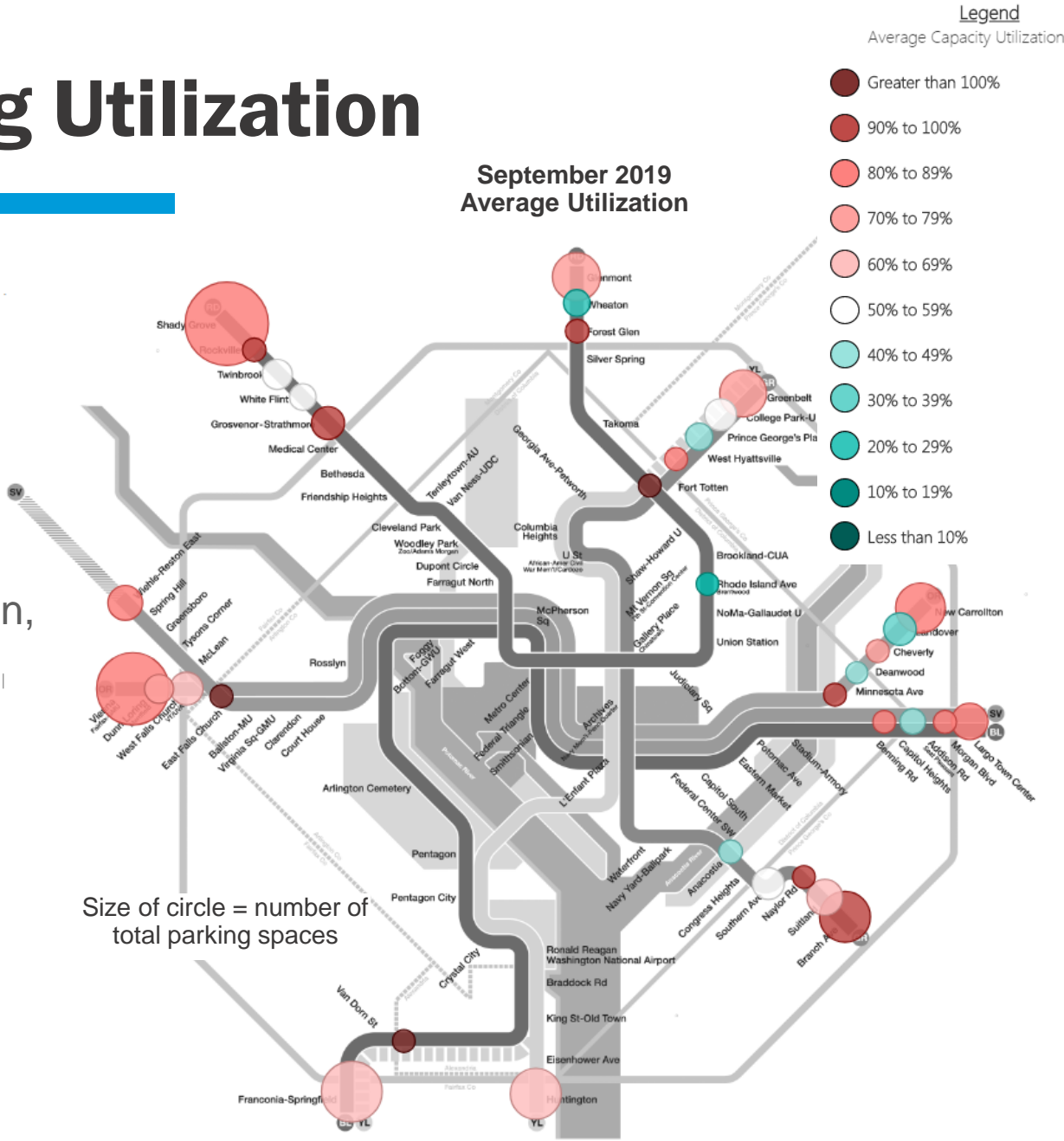
- 44,200 paid transactions per weekday
- Up from 71% last September

- Parking usage up 4-5% on weekdays

- Up 11% in Prince George's County, 6% in Montgomery County
- Gains at West Hyattsville, Branch Avenue, Wheaton, Largo, Grosvenor
- Growth continues at West Falls Church, Landover following price decrease
- D.C. down 3%, led by Anacostia

- Notes:

- Parking at Franconia-Springfield, Huntington, and Van Dorn Street for September 1-8: open, free, equipment powered off and recording zero transactions.



Showing data through 9/30/2019

