

Metro Ridership Snapshot

January 2022

Last updated April 21, 2022

Washington Metropolitan Area Transit Authority

Table of Contents

- Rail Ridership
- Bus Ridership
- Parking Utilization
- [Online Ridership Data Portal](#)

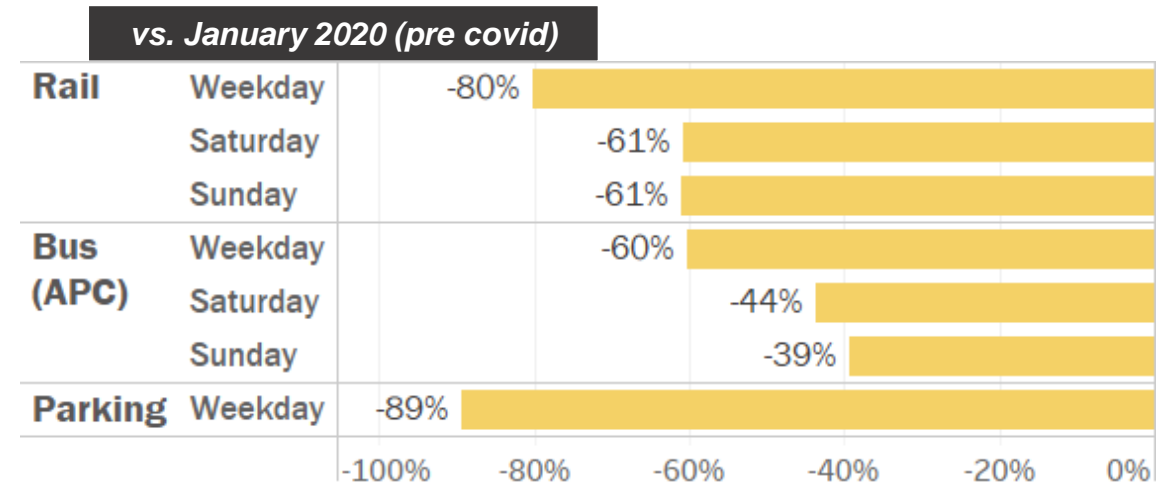
Note: All percentage changes in this document represent year-over-year changes in ridership, compared to the same time, location, and day type **two years ago** – to compare back to pre-pandemic ridership data. For more details, see [How to Use and Interpret Metro Ridership Data](#)

Bus ridership shown here is from Metro’s automatic passenger counters, in both current and baseline months. Rail and parking ridership is from the farebox system.

Overall Ridership in January

- **Rail**
 - At 20% of pre-pandemic levels on weekdays, about 40% on weekends
- **Bus**
 - At 40% of pre-pandemic levels on weekdays and about 60% on weekends
- **Parking**
 - Usage at 11% of pre-pandemic levels

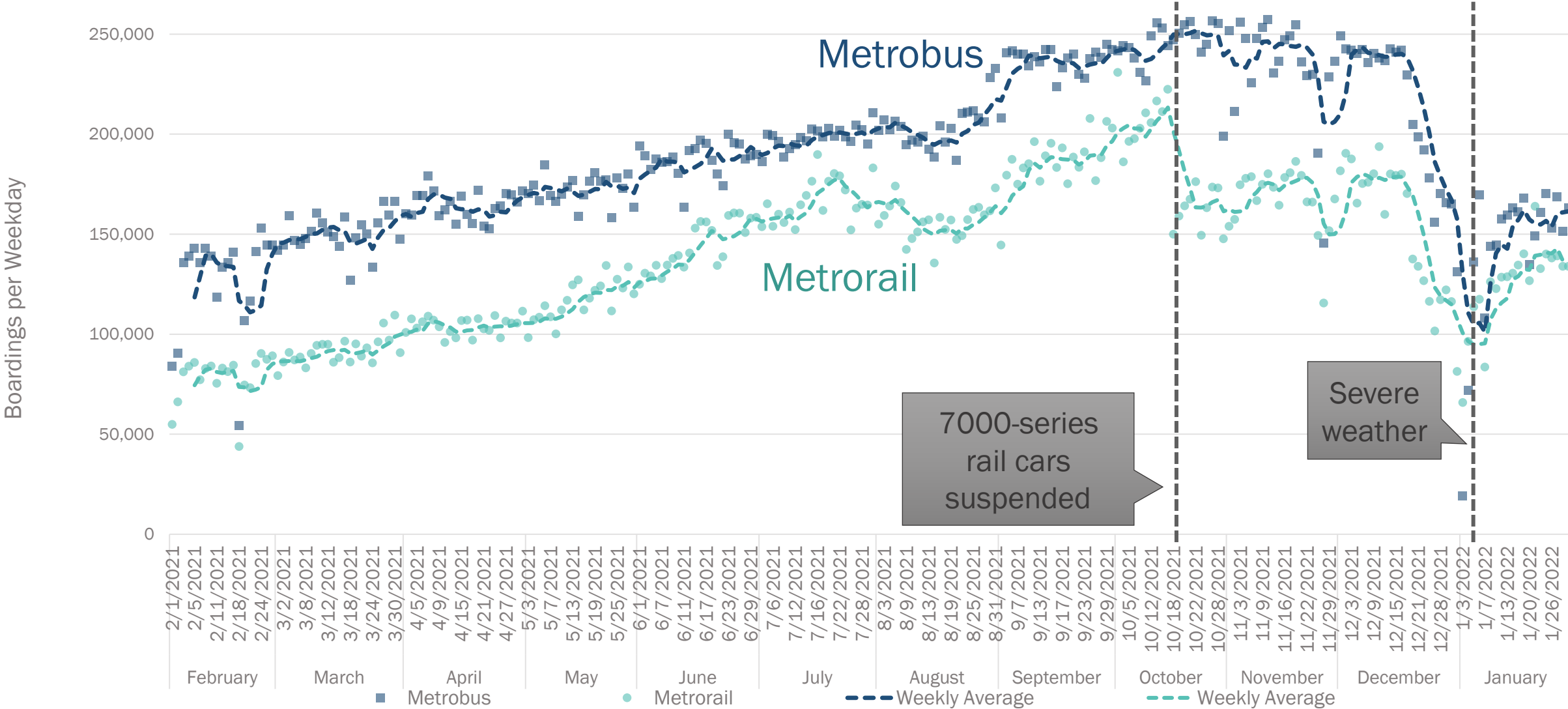
▪ **Ridership continued to decline on both bus and rail in early January after severe weather and a surge in Omicron cases. Reduced service due to Covid-19-related staffing constraints impacted ridership for the remainder of month.**



January 2022 Averages	Weekday	Saturday	Sunday
Rail	125,000	86,000	61,000
Bus (APC)	143,000	99,000	82,000
Parking	5,000		



Ridership Trends Since February 2021



7000-series rail cars suspended

Severe weather



Metrorail Ridership

- Ridership at 20% of pre-pandemic levels on weekdays
- Ridership on weekends about 40% of pre-pandemic levels
- Notes:
 - Shady Grove and Rockville reopened on January 15, 2022. Ridership at Twinbrook impacted by shuttle bus operations.
 - Rail service reduced by over 50% of normal levels due to the suspension of the 7000-series rail cars.

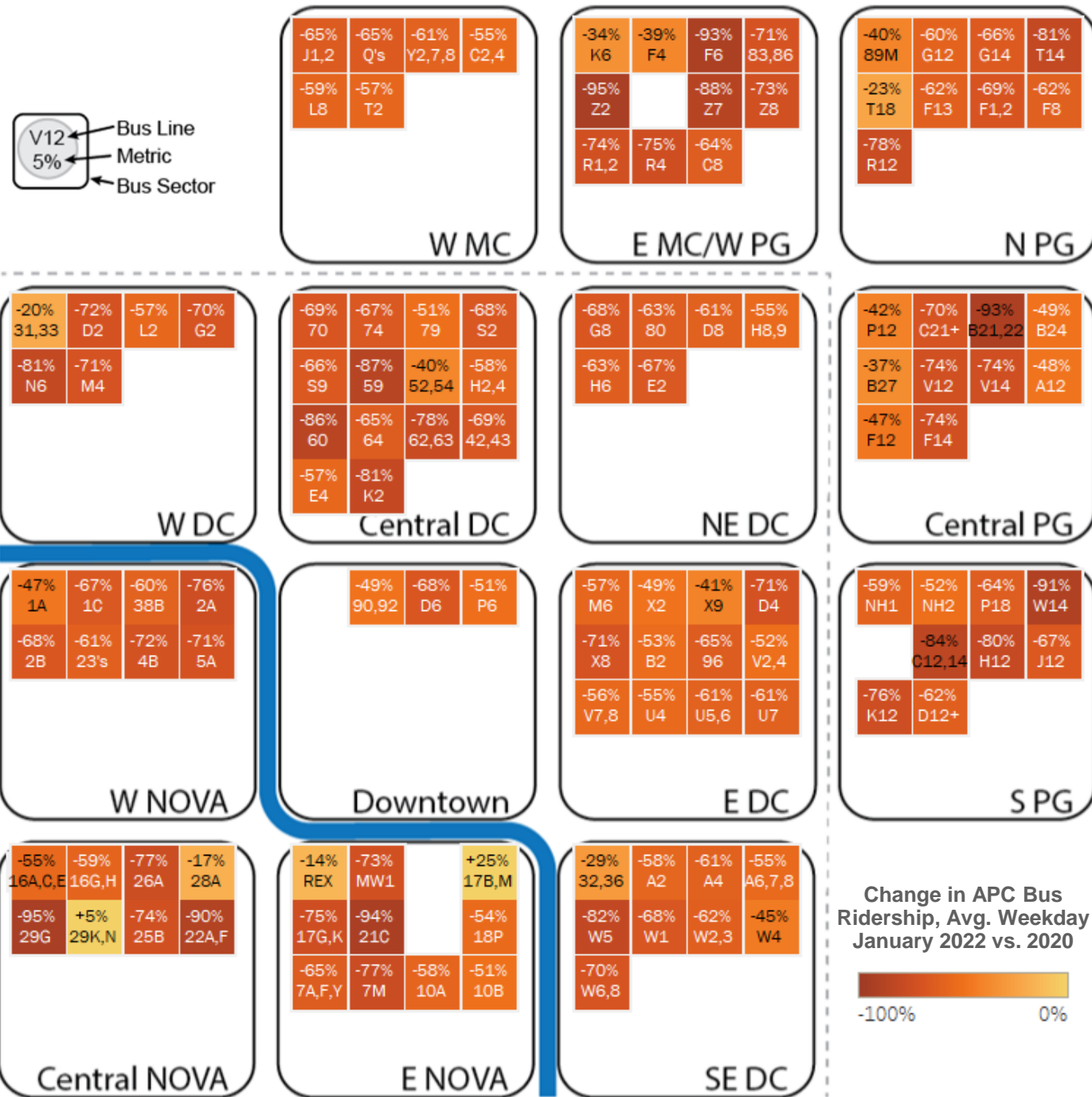


Metrobus Ridership

- Ridership at 40% of pre-pandemic levels on weekdays
- Stronger retention on weekends - around 60% of pre-pandemic levels

▪ **Notes:**

- Severe weather on January 3, 2022 impacted bus service for multiple days
- Bus service levels (scheduled revenue hours) from January 1-9 remained around 93% of pre-pandemic levels on weekdays, 110-125% on weekends
- Starting January 10, 2022, bus service was scaled back to Saturday Supplemental schedule on weekdays. Bus lines with insignificant average ridership have been omitted from this chart
- 2020 baseline ridership for several lines, including the 29K,N and the 17B,M, impacted by Cinder Bed Road work stoppage



Metro Parking Transactions

- Parking transactions remain significantly below pre-pandemic levels
- Most stations are at around 10% recovered with a few stations between 20-25% recovered or better.
- Notes:
 - Shady Grove and Rockville reopened on January 15, 2022.

