

# Metro Ridership Snapshot

July 2019



Washington Metropolitan Area Transit Authority

# Table of Contents



Rail Ridership



Bus Ridership



Parking Utilization



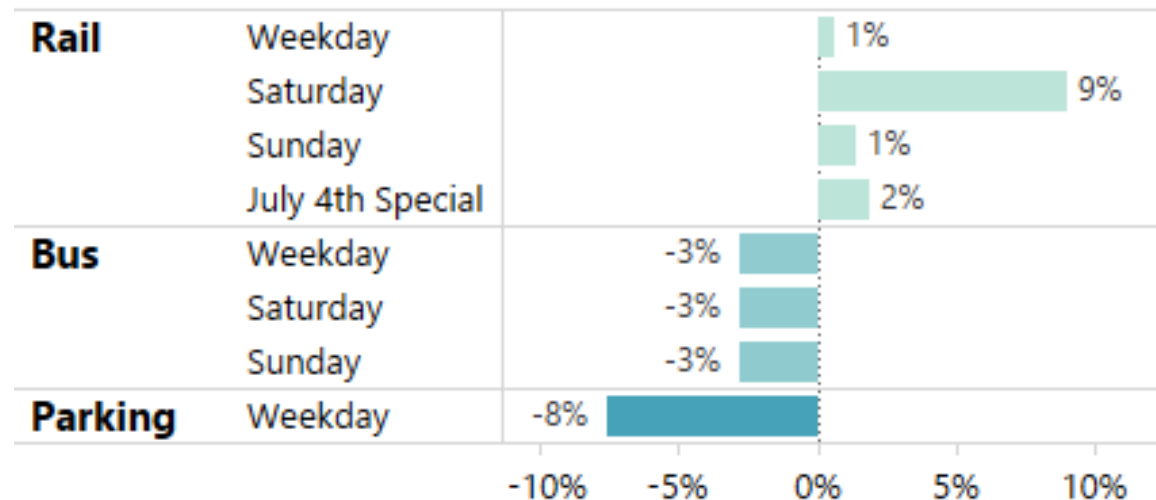
# Overall Ridership in July

- **Rail ridership up 1% over 2018**
  - Gains at most stations unaffected by track projects – underlying growth
  - Weekend rail ridership up amid relatively less weekend trackwork
- **Bus ridership down 3%**
- **Parking down, partly due to station closures in Virginia**

▪ **Notes:**

- Data in both July 2018 and 2019 significantly impacted by major capital projects, especially on rail
- Six Blue/Yellow Line stations closed in July 2019

## July 2019 Change in Ridership



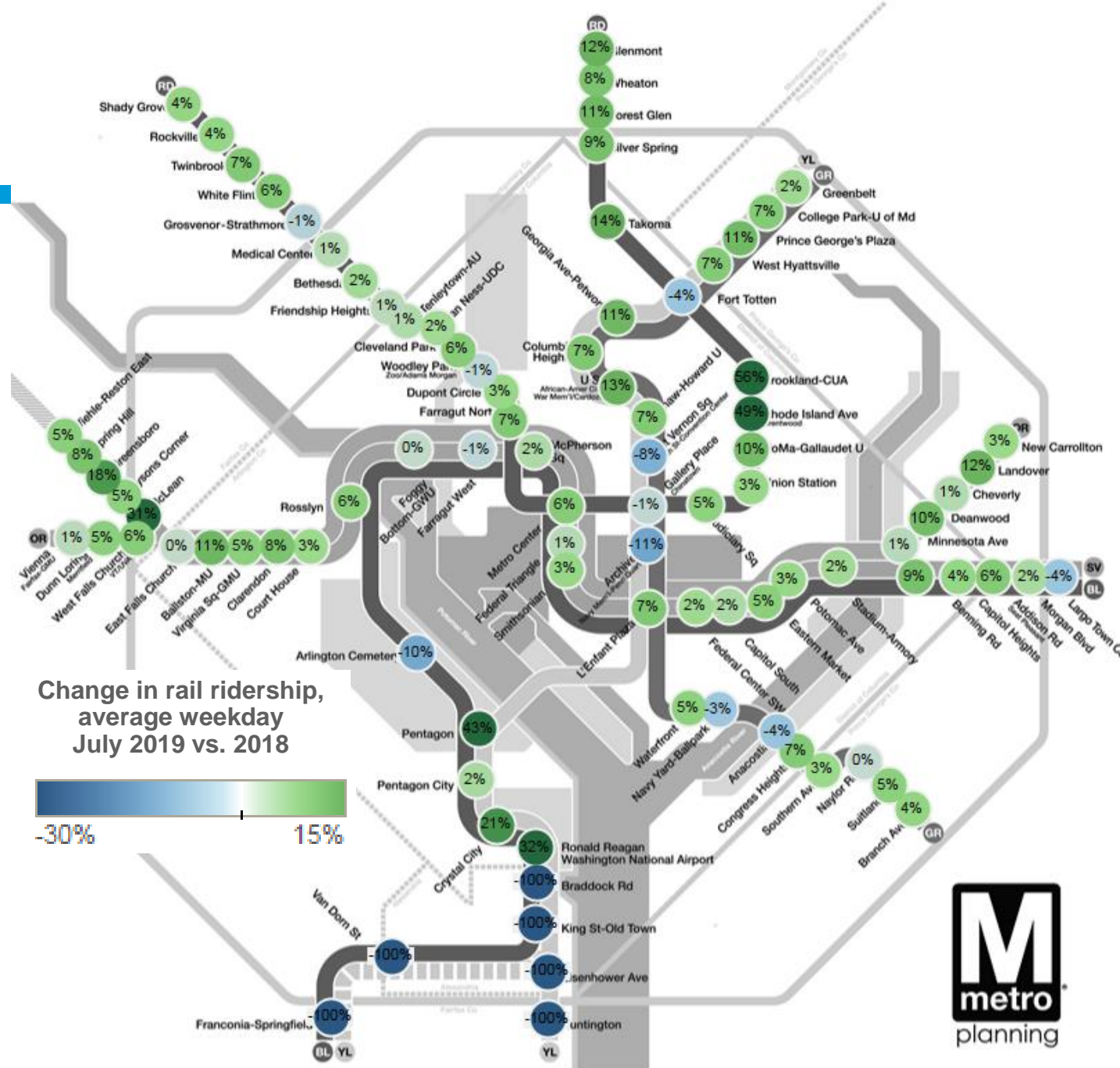
vs. July 2018

July 2019 Averages	Weekday	Saturday	Sunday
Rail	648,000	294,000	183,000
Bus	346,000	171,000	138,000
Parking	40,000		



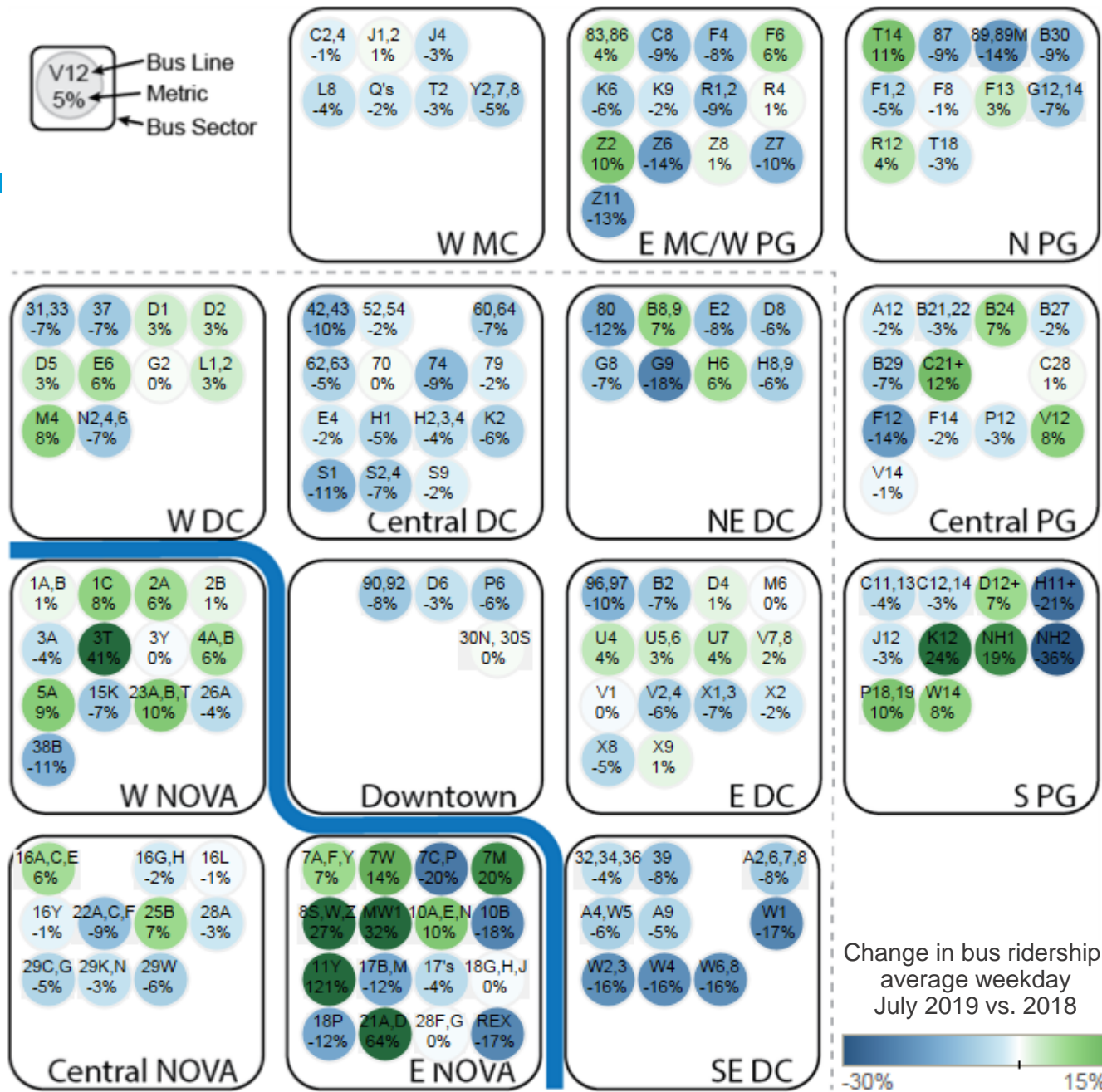
# Metrorail Ridership

- Impacts of major capital projects dominate the data
- Gains at many stations not impacted by trackwork
- Notes:
  - Gains at Rhode Island Ave and Brookland are partly because the stations were closed for part of July 2018
  - Gains at Pentagon, Crystal City, and Airport due to bus shuttles



# Metrobus Ridership

- Overall bus ridership down 3% on weekdays
  - Down 5% on routes in D.C., less in Maryland and Virginia
  - Nearly all times of day except late-night
- Outside of areas impacted by capital projects, most bus lines lost ridership
- Notes:
  - Increases on routes near stations closed on Blue/Yellow lines in 2019 in Eastern NoVa, e.g. 11Y, MetroWay, 21A, 21D
  - Riders switching from NH2 to NH1 due to Yellow Line closure



Change in bus ridership, average weekday July 2019 vs. 2018



580,91  
-56%



# Metro Parking Utilization

- Overall utilization at 67%
- Parking usage down 8% vs. 2018
- Notes:

- Upper Red Line numbers show impacts of trackwork in the prior year (2018), where parking was generally lower on the eastern side, and higher on the western side.
- Parking at Franconia-Springfield, Huntington, and Van Dorn Street all month: open, free, equipment powered off and recording zero transactions.

