



Market Assessment

Geomarket Profiles

August, 2023

Geomarket Profiles

This document includes high-level summaries of the travel demand and convenience analyses conducted as part of the Market Assessment. A profile sheet is provided for each of the 49 geomarkets identified in the Market Assessment memo.



Bluemont - Barcroft - Douglas Park

This market generates

135,529

trips

on an average weekday

4.39

miles

Average Trip Distance
(all modes)

Transit Mode Share

8% **10%**

All Day

Peak Period

The average transit trip is

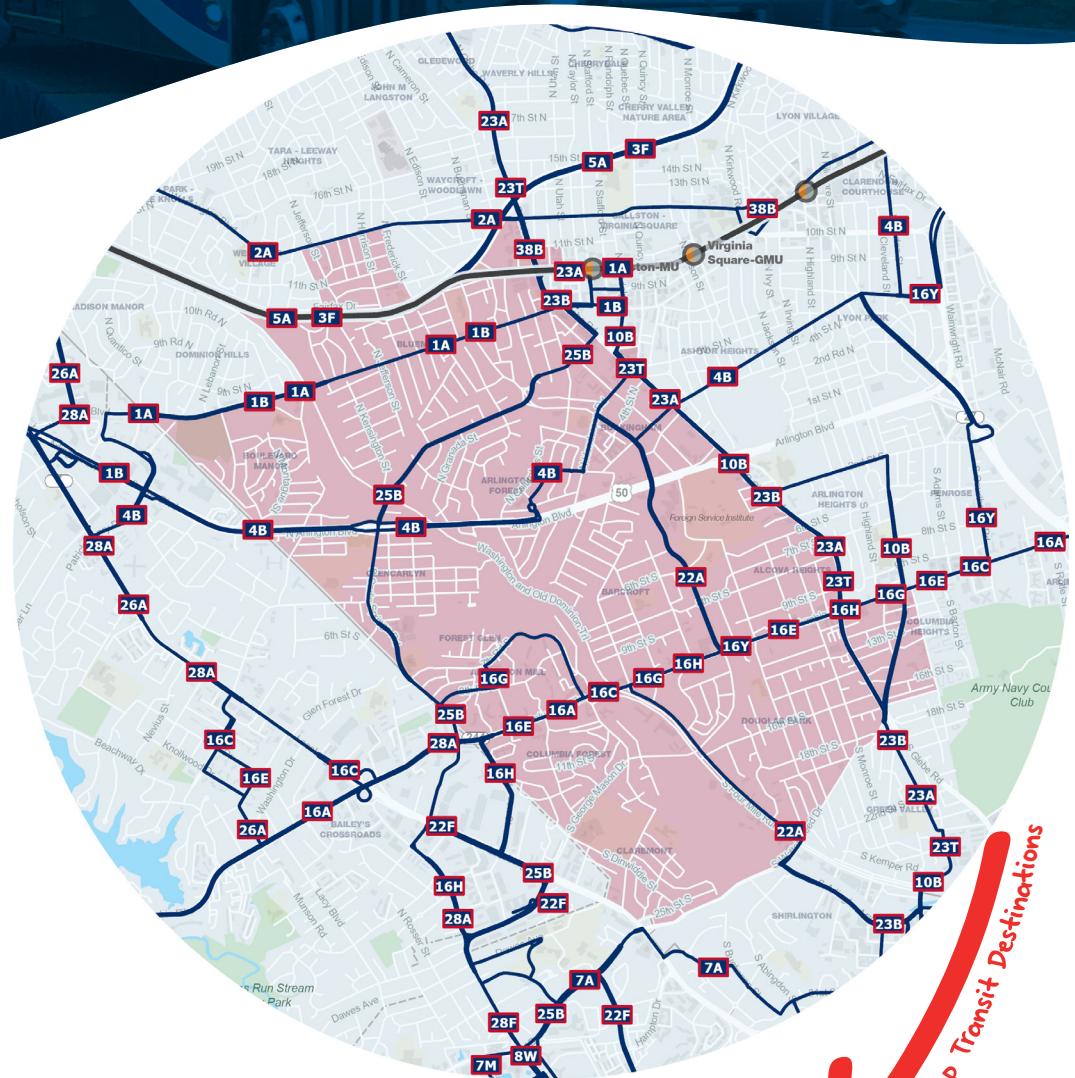
4.83x

as long as the
average car trip

Average Weekend Trips

112,351

3% via transit



Top Transit Destinations

Ballston
- Courthouse -
Rosslyn

Chinatown -
Dupont Circle

32% of trips are made from a **Low-Income Community**

17% of trips are made from an **Equity-Focus Community**

26% of trips are for **Commuting** (i.e. to work or school)

25% of trips are **Internal** (stay within the geomarket)

Geomarket Transit Coverage

- 3% on weekday peak
- 1% on the weekday midday
- 1% on Saturday midday



East Falls Church - Garden City

This market generates

135,682
trips

on an average weekday

4.54

miles

Average Trip Distance
(all modes)

Transit Mode Share

6% **7%**

All Day

Peak Period

The average transit trip is

4.95x

as long as the
average car trip

Average Weekend Trips

112,993

2% via transit



7% of trips are made from a
Low-Income Community

6% of trips are made from an
Equity-Focus Community

26% of trips are for
Commuting
(i.e. to work or school)

39% of trips are
Internal
(stay within the geomarket)

Chinatown -
Dupont Circle

East Falls
Church - Garden
City



Geomarket Transit Coverage

- 22% on weekday peak
- 5% on the weekday midday
- 4% on Saturday midday



Brookville - Landmark/ Van Dorn

This market generates

194,621

trips

on an average weekday

5.34

miles

Average Trip Distance
(all modes)

Transit Mode Share

5%

All Day

7%

Peak Period



The average transit trip is

5.32x

as long as the
average car trip

Average Weekend Trips

160,322

2% via transit

33%

of trips are made from a
**Low-Income
Community**

32%

of trips are made from an
**Equity-Focus
Community**

25%

of trips are for
Commuting
(i.e. to work or school)

33%

of trips are
Internal
(stay within the ge market)

Brookville -
Landmark/
Van
Dorn

Chinatown -
Dupont Circle

Top Transit Destinations

Geomarket Transit Coverage

68% on weekday peak

58% on the weekday midday

16% on Saturday midday



Benning Heights - Deanwood

This market generates

131,684

trips

on an average weekday

5.03

miles

Average Trip Distance
(all modes)

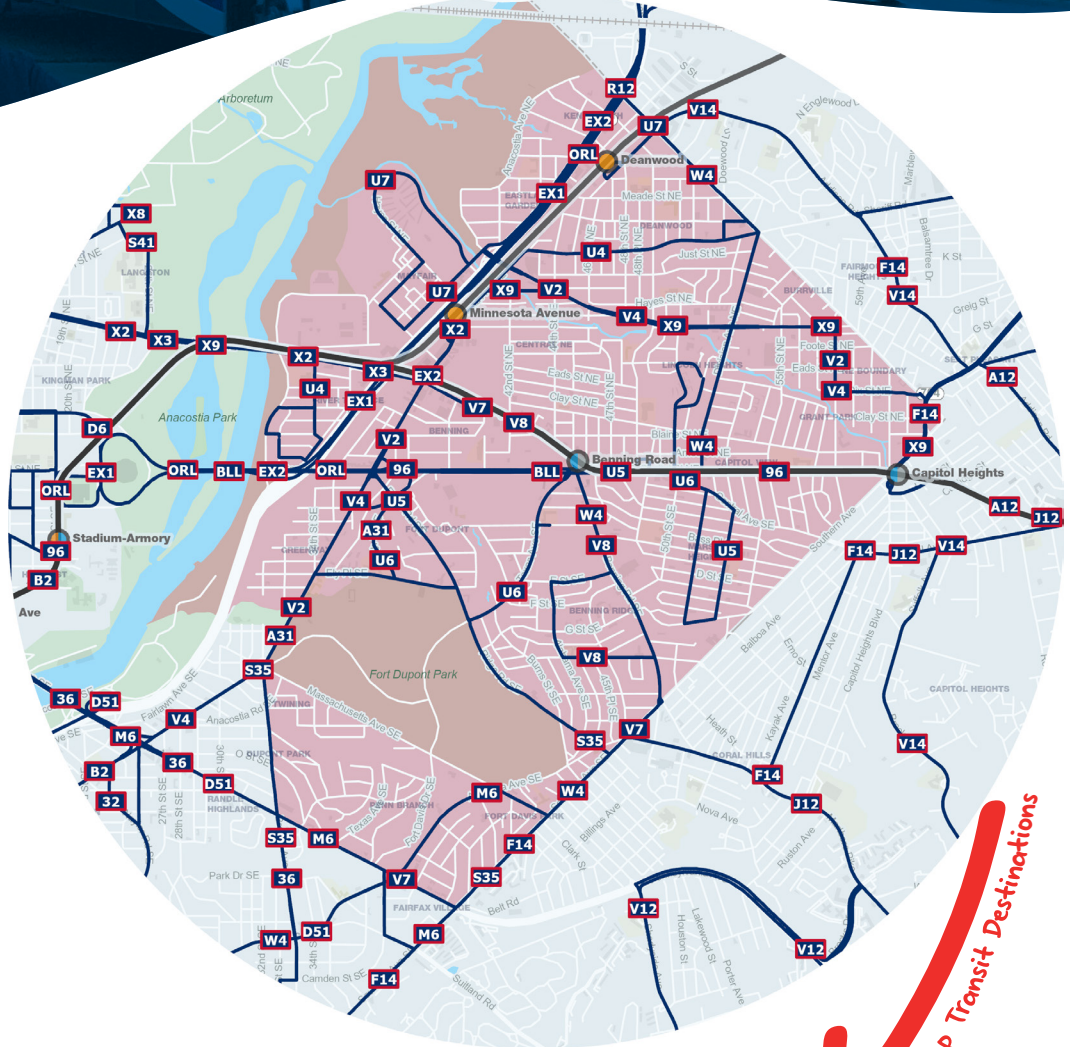
Transit Mode Share

15%

17%

All Day

Peak Period



The average transit trip is

4.41x

as long as the
average car trip

Average Weekend Trips

110,053

8% via transit

67%

of trips are made from a
**Low-Income
Community**

88%

of trips are made from an
**Equity-Focus
Community**

17%

of trips are for
Commuting
(i.e. to work or school)

32%

of trips are
Internal
(stay within the geomarket)

Benning
Heights -
Deanwood

Top Transit Destinations
Chinatown -
Dupont Circle

Geomarket Transit Coverage

41% on weekday peak
35% on the weekday midday
34% on Saturday midday



Brookland - Fort Totten

This market generates

210,690
trips

on an average weekday

4.70
miles

Average Trip Distance
(all modes)

Transit Mode Share

13% All Day **16%** Peak Period

The average transit trip is

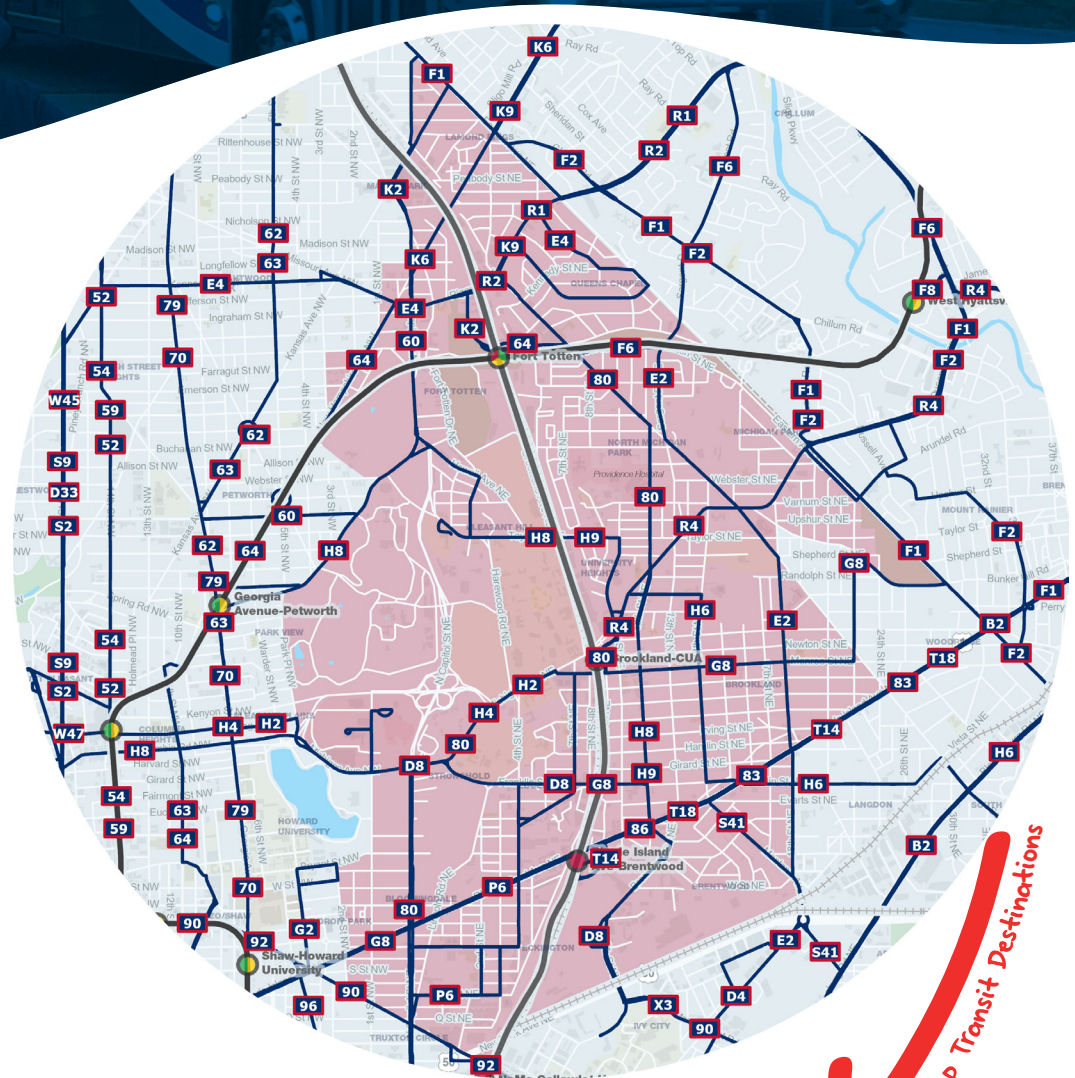
3.83x

as long as the
average car trip

Average Weekend Trips

149,206

7% via transit



37%

of trips are made from a
**Low-Income
Community**

60%

of trips are made from an
**Equity-Focus
Community**

20%

of trips are for
Commuting
(i.e. to work or school)

30%

of trips are
Internal
(stay within the geomarket)

Chinatown -
Dupont Circle

Brookland - Fort
Totten

Geomarket Transit Coverage

61% on weekday peak
49% on the weekday midday
49% on Saturday midday



Chinatown - Dupont Circle

This market generates

559,729
trips

on an average weekday

5.38

miles

Average Trip Distance
(all modes)

Transit Mode Share

27% **34%**

All Day

Peak Period

The average transit trip is

3.32x

as long as the
average car trip

Average Weekend Trips

310,925

13% via transit



17%

of trips are made from a
**Low-Income
Community**

21%

of trips are made from an
**Equity-Focus
Community**

26%

of trips are for
Commuting
(i.e. to work or school)

26%

of trips are
Internal
(stay within the geomarket)

Chinatown -
Dupont Circle

Union Station -
NOMA

Top Transit Destinations

Geomarket Transit Coverage

98% on weekday peak

91% on the weekday midday

92% on Saturday midday



Cleveland Park - Woodley Park

This market generates

284,034

trips

on an average weekday

4.06

miles

Average Trip Distance
(all modes)

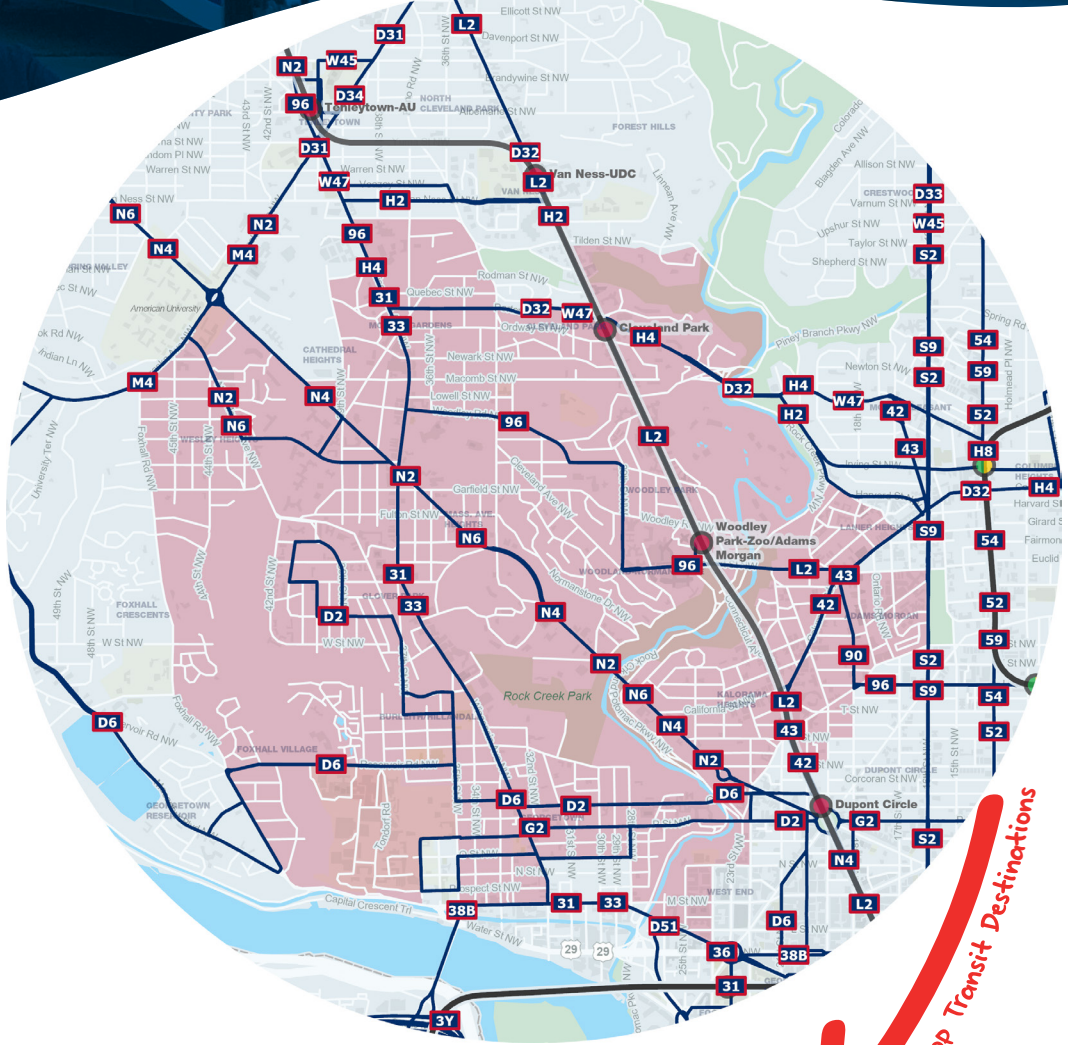
Transit Mode Share

11%

All Day

13%

Peak Period



Top Transit Destinations

The average transit trip is

3.97x

as long as the
average car trip

Average Weekend Trips

227,386

6% via transit

18%

of trips are made from a
**Low-Income
Community**

13%

of trips are made from an
**Equity-Focus
Community**

25%

of trips are for
Commuting
(i.e. to work or school)

33%

of trips are
Internal
(stay within the geomarket)

Chinatown -
Dupont Circle

Cleveland
Park - Woodley
Park

Geomarket Transit Coverage

60% on weekday peak

21% on the weekday midday

35% on Saturday midday



Columbia Heights - Mt. Pleasant

This market generates

121,519
trips

on an average weekday

3.43
miles

Average Trip Distance
(all modes)

Transit Mode Share

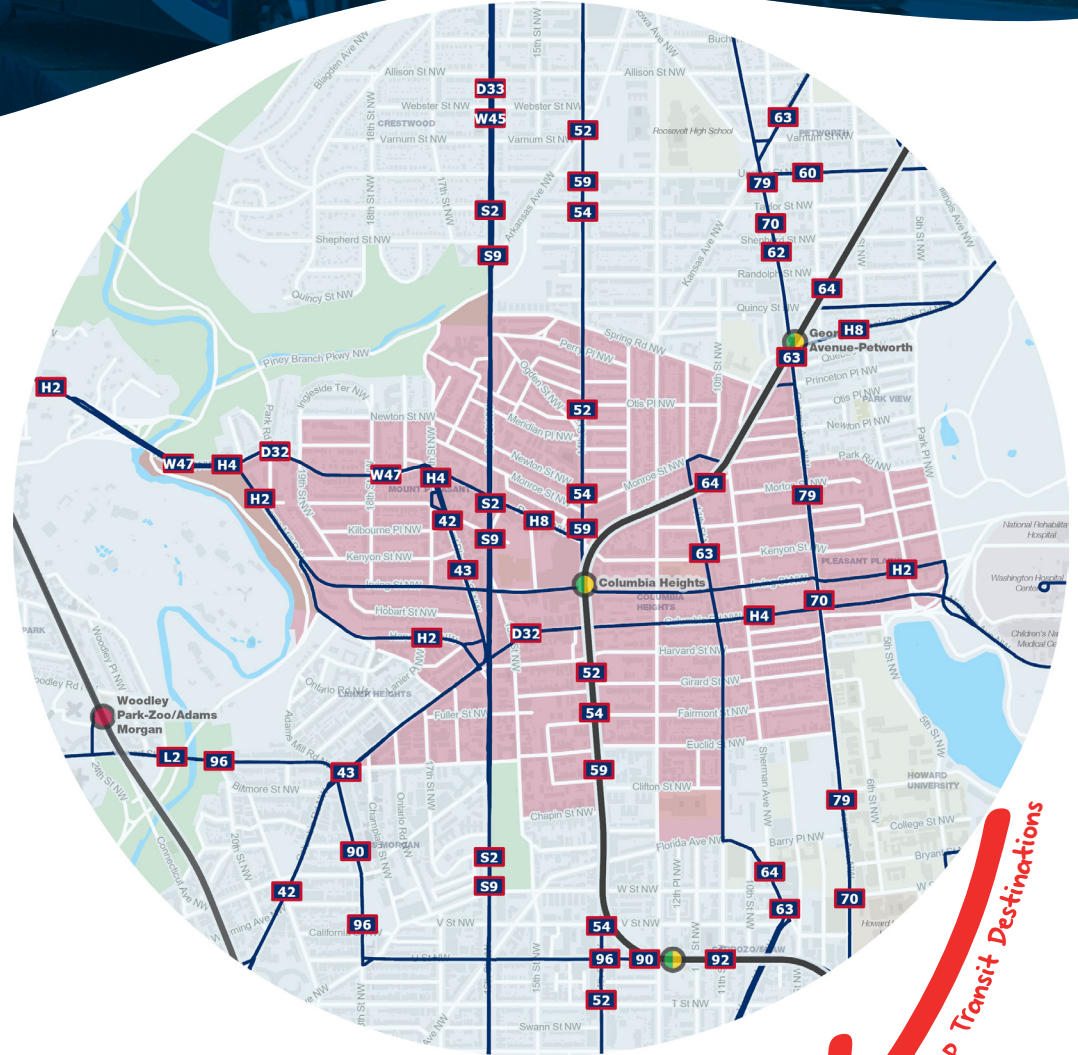
18% **21%**
All Day Peak Period

The average transit trip is

3.69x
as long as the
average car trip

Average Weekend Trips

105,431
10% via transit



30%

of trips are made from a
**Low-Income
Community**

38%

of trips are made from an
**Equity-Focus
Community**

23%

of trips are for
Commuting
(i.e. to work or school)

26%

of trips are
Internal
(stay within the geomarket)

Chinatown -
Dupont Circle

Petworth -
Walter Reed

Geomarket Transit Coverage

84% on weekday peak
74% on the weekday midday
70% on Saturday midday



Congress Heights - Anacostia Naval Station

This market generates

152,809

trips

on an average weekday

4.95

miles

Average Trip Distance
(all modes)

Transit Mode Share

14% **16%**

All Day

Peak Period

The average transit trip is

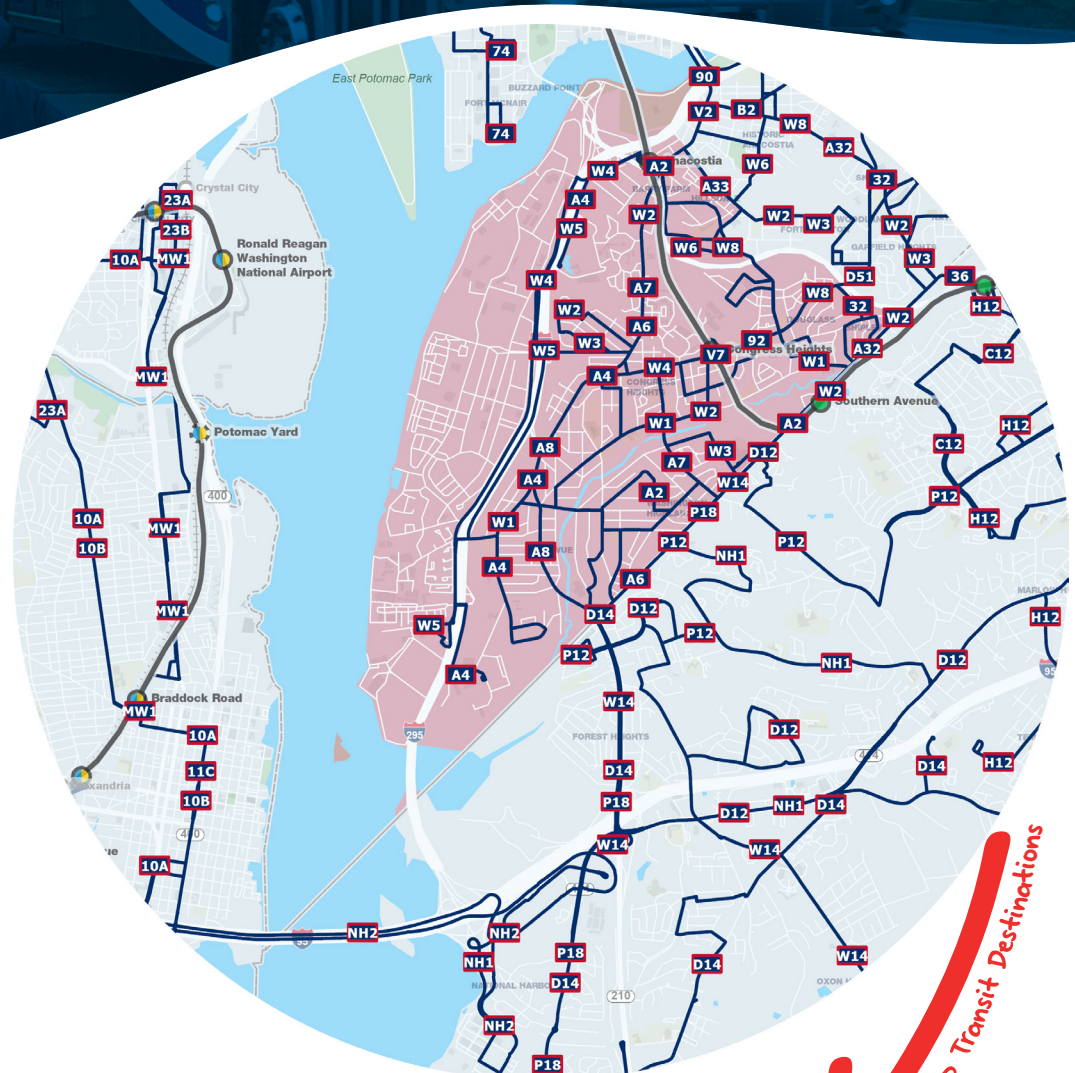
3.60x

as long as the
average car trip

Average Weekend Trips

102,487

10% via transit



60% of trips are made from a **Low-Income Community**

71% of trips are made from an **Equity-Focus Community**

18% of trips are for **Commuting** (i.e. to work or school)

38% of trips are **Internal** (stay within the geomarket)

Congress Heights - Anacostia Naval Station

Top Transit Destinations
Anacostia - Good Hope

Geomarket Transit Coverage

46% on weekday peak
25% on the weekday midday
25% on Saturday midday



Foggy Bottom - 6WU

This market generates

141,631
trips

on an average weekday

5.15
miles

Average Trip Distance
(all modes)

Transit Mode Share

19% **25%**
All Day Peak Period

The average transit trip is

3.77x
as long as the
average car trip

Average Weekend Trips

61,529
10% via transit



26%

of trips are made from a
**Low-Income
Community**

18%

of trips are made from an
**Equity-Focus
Community**

27%

of trips are for
Commuting
(i.e. to work or school)

22%

of trips are
Internal
(stay within the ge market)

Chinatown -
Dupont Circle

Ballston
- Courthouse -
Rosslyn

Geomarket Transit Coverage

94% on weekday peak
66% on the weekday midday
74% on Saturday midday



Friendship Heights - Palisades

This market generates

137,277
trips

on an average weekday

4.76
miles

Average Trip Distance
(all modes)

Transit Mode Share

8% All Day **10%** Peak Period

The average transit trip is

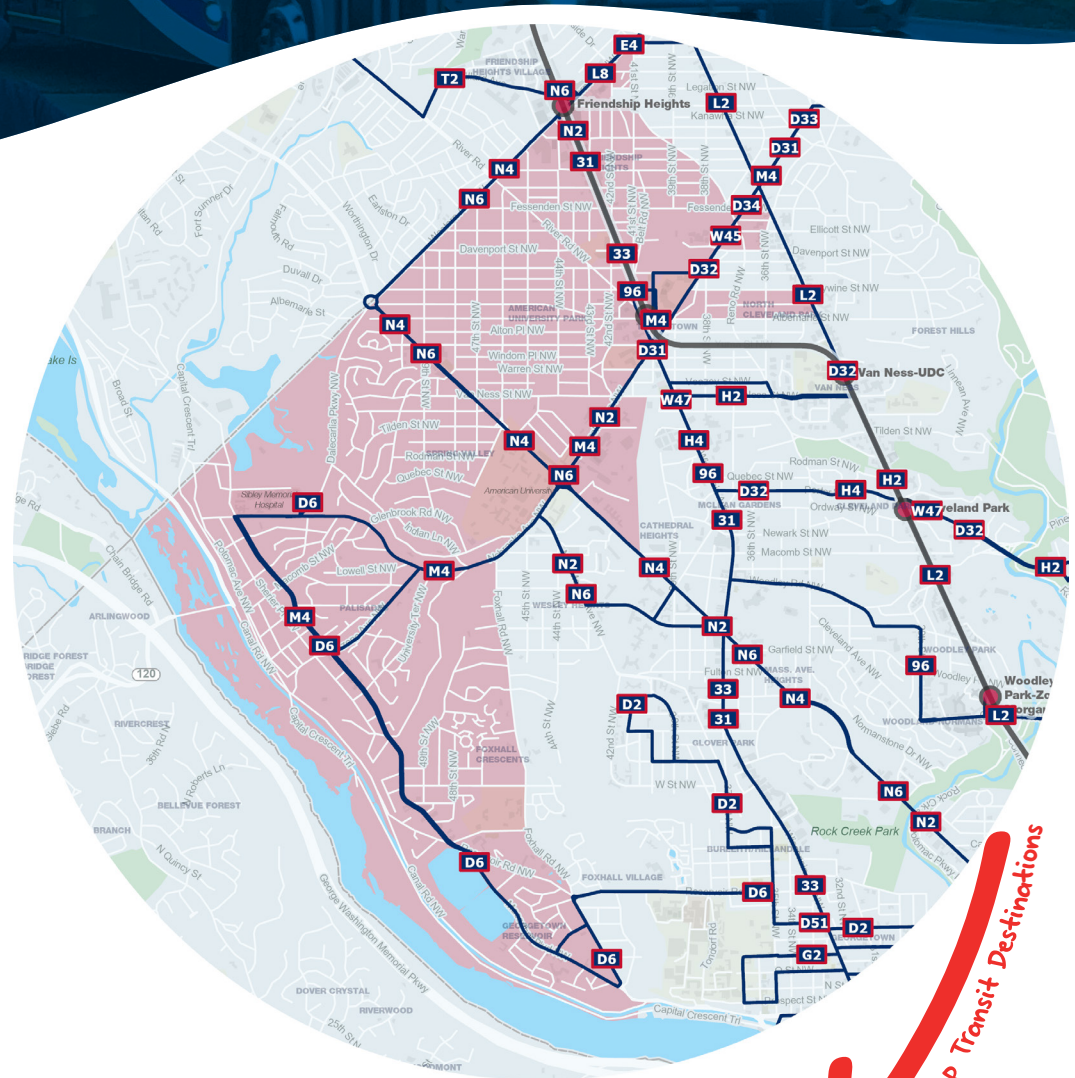
4.29x

as long as the
average car trip

Average Weekend Trips

87,351

5% via transit



- 14%** of trips are made from a **Low-Income Community**
- 13%** of trips are made from an **Equity-Focus Community**
- 24%** of trips are for **Commuting** (i.e. to work or school)
- 28%** of trips are **Internal** (stay within the geomarket)



Top Transit Destinations

Geomarket Transit Coverage

- 14% on weekday peak
- 0% on the weekday midday
- 12% on Saturday midday



Howard University - Cardozo/Shaw

This market generates

83,554

trips

on an average weekday

3.79

miles

Average Trip Distance
(all modes)

Transit Mode Share

14% 19%

All Day Peak Period

The average transit trip is

3.48x

as long as the
average car trip

Average Weekend Trips

79,225

7% via transit



Top Transit Destinations

30%

of trips are made from a
Low-Income Community

39%

of trips are made from an
Equity-Focus Community

22%

of trips are for
Commuting
(i.e. to work or school)

29%

of trips are
Internal
(stay within the geomarket)

Chinatown - Dupont Circle

Howard University - Cardozo/Shaw

Geomarket Transit Coverage

78% on weekday peak

70% on the weekday midday

64% on Saturday midday



Ivy City - Fort Lincoln

This market generates

104,602

trips

on an average weekday

4.72

miles

Average Trip Distance
(all modes)

Transit Mode Share

10% **13%**

All Day

Peak Period

The average transit trip is

4.19x

as long as the
average car trip

Average Weekend Trips

97,644

5% via transit



45%

of trips are made from a
**Low-Income
Community**

72%

of trips are made from an
**Equity-Focus
Community**

17%

of trips are for
Commuting
(i.e. to work or school)

22%

of trips are
Internal
(stay within the geomarket)

Chinatown -
Dupont Circle

Ivy City - Fort
Lincoln

Top Transit Destinations

Geomarket Transit Coverage

47% on weekday peak

16% on the weekday midday

16% on Saturday midday



L'Enfant Plaza - Waterfront

This market generates

112,269
trips

on an average weekday

6.29
miles

Average Trip Distance
(all modes)

Transit Mode Share

27% **35%**
All Day Peak Period

The average transit trip is

3.37x
as long as the
average car trip

Average Weekend Trips

68,539
12% via transit



20% of trips are made from a **Low-Income Community**

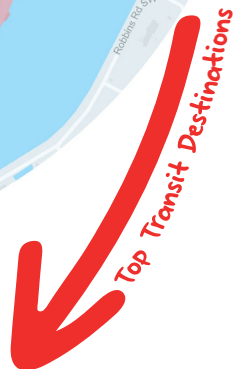
27% of trips are made from an **Equity-Focus Community**

22% of trips are for **Commuting** (i.e. to work or school)

19% of trips are **Internal** (stay within the ge market)

Chinatown - Dupont Circle

Crystal/ Pentagon Cities - Shirlington



Geomarket Transit Coverage

47% on weekday peak
44% on the weekday midday
44% on Saturday midday



National Mall

This market generates

241,799
trips

on an average weekday

4.15
miles

Average Trip Distance
(all modes)

Transit Mode Share

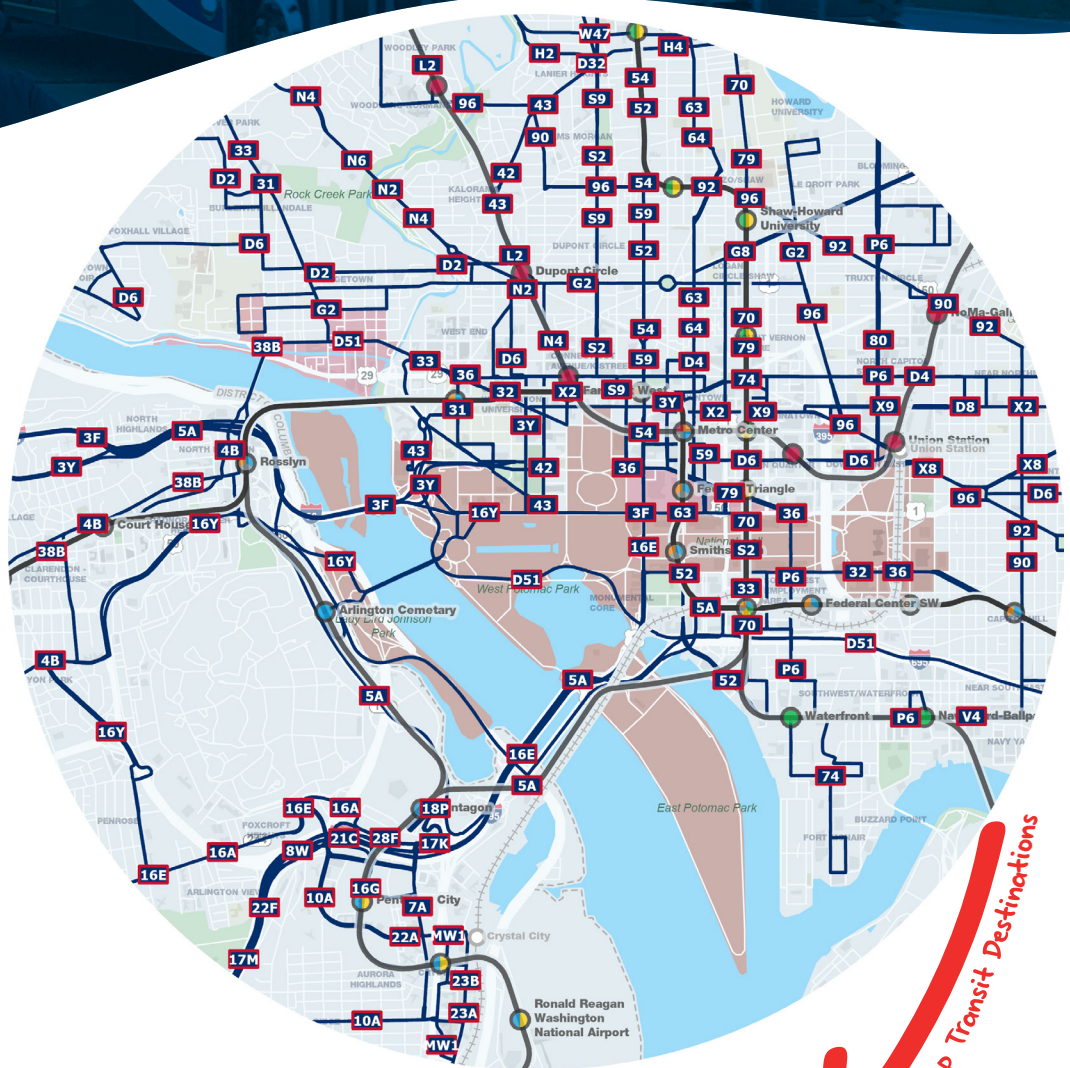
17% All Day **24%** Peak Period

The average transit trip is

2.72x
as long as the
average car trip

Average Weekend Trips

190,889
9% via transit



- 13%** of trips are made from a **Low-Income Community**
- 14%** of trips are made from an **Equity-Focus Community**
- 15%** of trips are for **Commuting** (i.e. to work or school)
- 28%** of trips are **Internal** (stay within the geomarket)

National Mall

Chinatown - Dupont Circle



Geomarket Transit Coverage

- 44%** on weekday peak
- 38%** on the weekday midday
- 39%** on Saturday midday



Navy Yard - Potomac Avenue

This market generates

70,887
trips

on an average weekday

5.28
miles

Average Trip Distance
(all modes)

Transit Mode Share

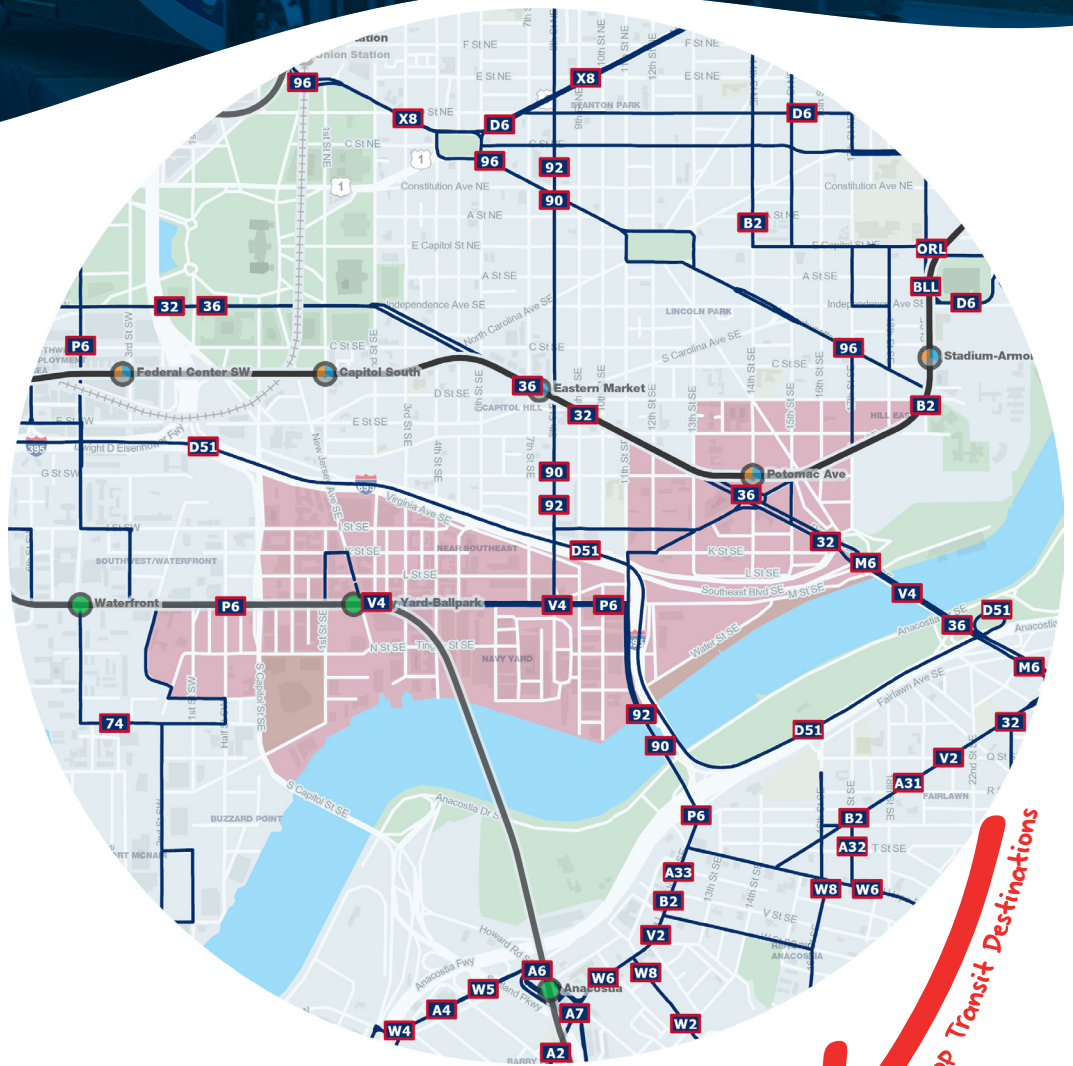
22% All Day **28%** Peak Period

The average transit trip is

3.48x
as long as the
average car trip

Average Weekend Trips

55,536
12% via transit



30%

of trips are made from a
**Low-Income
Community**

38%

of trips are made from an
**Equity-Focus
Community**

19%

of trips are for
Commuting
(i.e. to work or school)

20%

of trips are
Internal
(stay within the geomarket)

Chinatown -
Dupont Circle

Union Station -
NOMA

Top Transit Destinations

Geomarket Transit Coverage

82% on weekday peak
57% on the weekday midday
57% on Saturday midday



Petworth - Walter Reed

This market generates

184,137

trips

on an average weekday

4.48

miles

Average Trip Distance
(all modes)

Transit Mode Share

14% **17%**

All Day

Peak Period

The average transit trip is

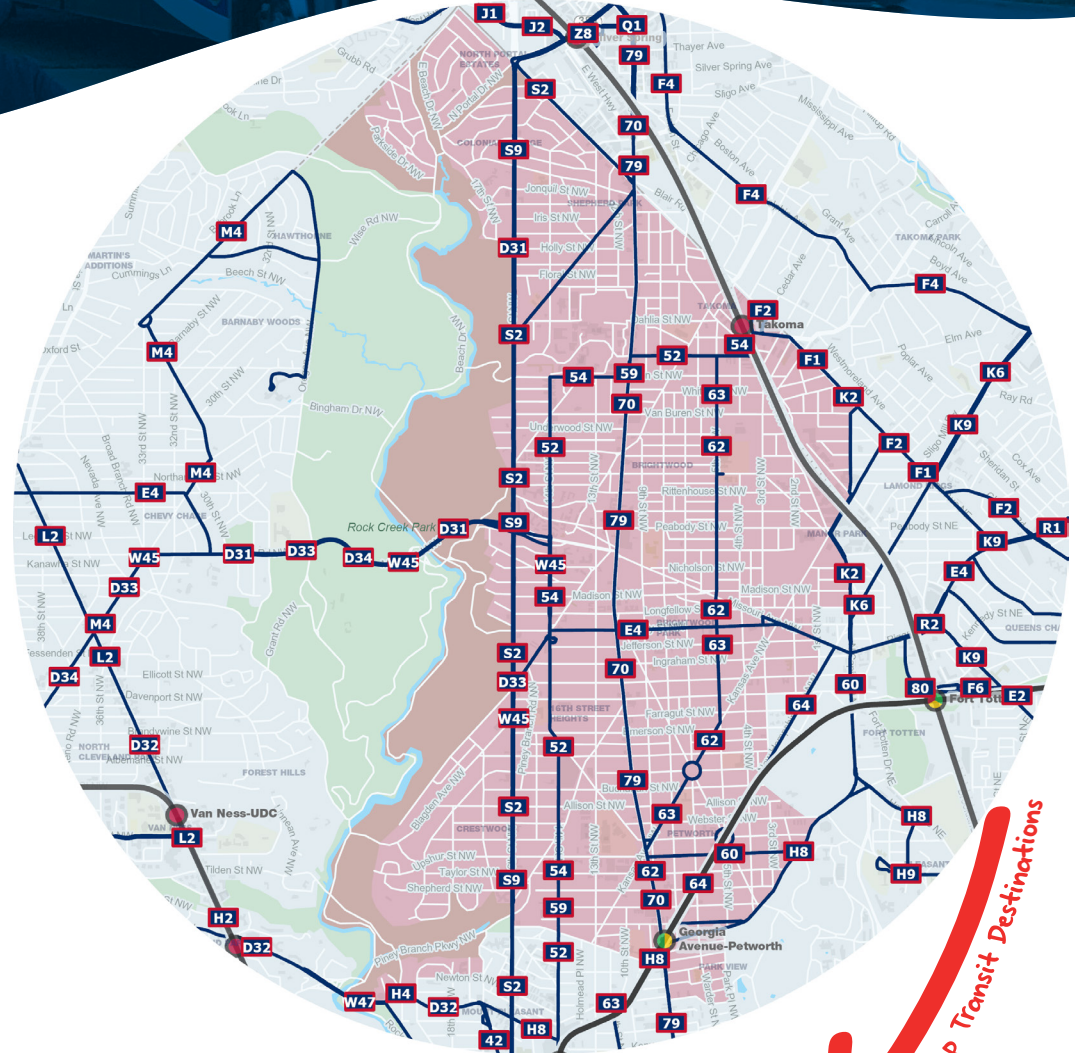
3.87x

as long as the
average car trip

Average Weekend Trips

152,205

8% via transit



31%

of trips are made from a
**Low-Income
Community**

53%

of trips are made from an
**Equity-Focus
Community**

23%

of trips are for
Commuting
(i.e. to work or school)

31%

of trips are
Internal
(stay within the geomarket)

Petworth -
Walter Reed

Chinatown -
Dupont Circle

Geomarket Transit Coverage

65% on weekday peak

54% on the weekday midday

47% on Saturday midday



Shaw/Howard University - Mt Vernon Sq.

This market generates

112,787
trips

on an average weekday

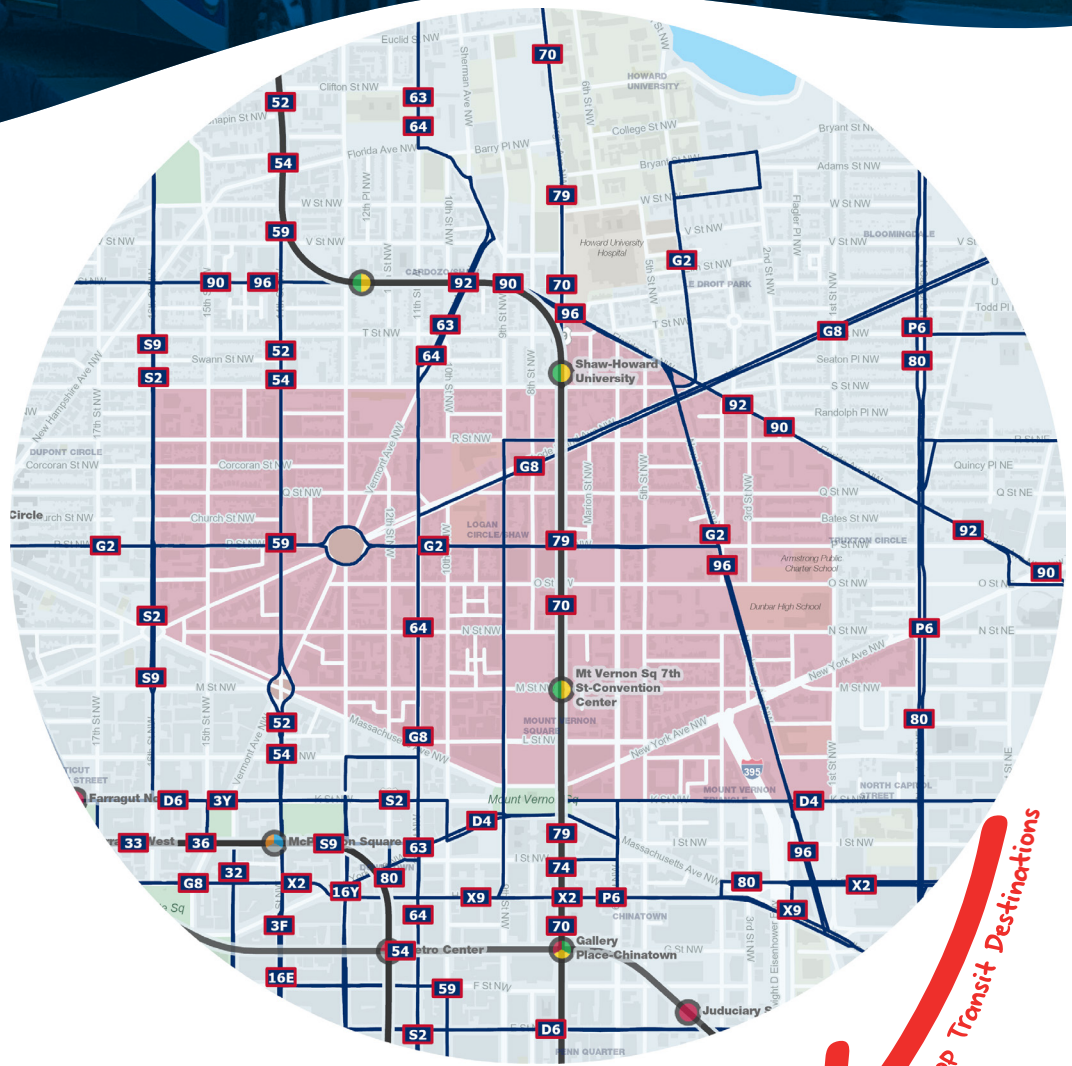
3.74
miles

Average Trip Distance
(all modes)

Transit Mode Share

17% **22%**

All Day Peak Period



Top Transit Destinations

The average transit trip is

3.85x

as long as the
average car trip

Average Weekend Trips

112,427

8% via transit

24%

of trips are made from a
**Low-Income
Community**

27%

of trips are made from an
**Equity-Focus
Community**

21%

of trips are for
Commuting
(i.e. to work or school)

16%

of trips are
Internal
(stay within the geomarket)

Chinatown -
Dupont Circle

Union Station -
NOMA

Geomarket Transit Coverage

88% on weekday peak

81% on the weekday midday

74% on Saturday midday



Van Ness - Barnaby Wood

This market generates

85,319
trips

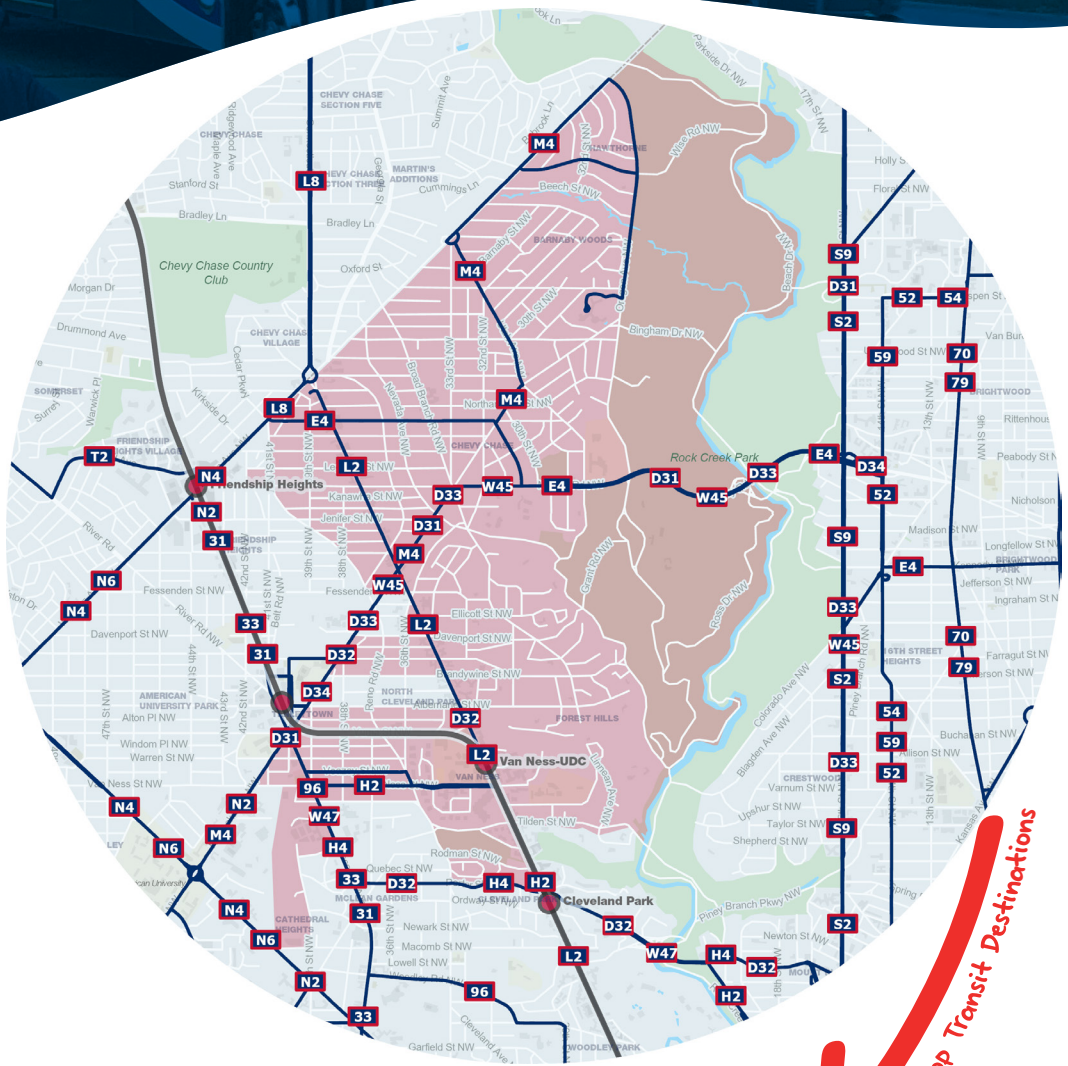
on an average weekday

5.24
miles

Average Trip Distance
(all modes)

Transit Mode Share

12% **13%**
All Day Peak Period



The average transit trip is

4.25x
as long as the
average car trip

Average Weekend Trips

61,986
6% via transit

10%

of trips are made from a
**Low-Income
Community**

14%

of trips are made from an
**Equity-Focus
Community**

28%

of trips are for
Commuting
(i.e. to work or school)

21%

of trips are
Internal
(stay within the geomarket)

Chinatown -
Dupont Circle

Cleveland
Park - Woodley
Park

Geomarket Transit Coverage

25% on weekday peak
1% on the weekday midday
5% on Saturday midday

Top Transit Destinations



Burke

This market generates

311,606

trips

on an average weekday

6.22

miles

Average Trip Distance
(all modes)

Transit Mode Share

2% 2%

All Day

Peak Period

The average transit trip is

2.63x

as long as the
average car trip

Average Weekend Trips

294,134

0% via transit

3%

of trips are made from a
**Low-Income
Community**

3%

of trips are made from an
**Equity-Focus
Community**

27%

of trips are for
Commuting
(i.e. to work or school)

49%

of trips are
Internal
(stay within the geomarket)



Top Transit Destinations

Chinatown -
Dupont Circle

Ballston
- Courthouse -
Rosslyn

Geomarket Transit Coverage

0% on weekday peak

0% on the weekday midday

0% on Saturday midday



Fairfax City - Vienna

This market generates

629,687

trips

on an average weekday

5.47

miles

Average Trip Distance
(all modes)

Transit Mode Share

2% **3%**

All Day

Peak Period

The average transit trip is

4.61x

as long as the
average car trip

Average Weekend Trips

505,508

1% via transit



Top Transit Destinations

The average transit trip is

4.61x

as long as the
average car trip

Average Weekend Trips

505,508

1% via transit

8%

of trips are made from a
**Low-Income
Community**

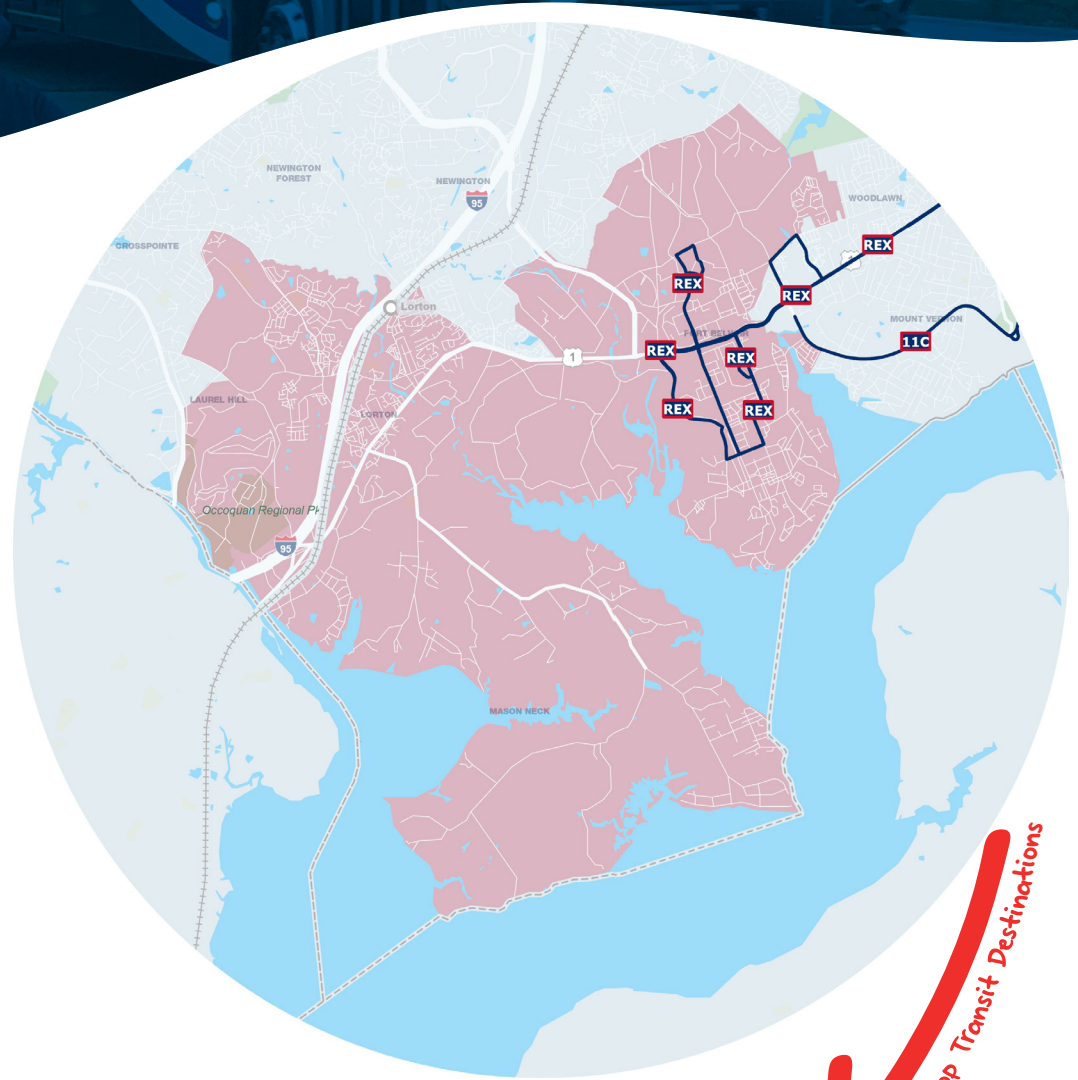
7%

of trips are made from an
**Equity-Focus
Community**

2



Lorton - Fort Belvoir



This market generates

105,495

trips

on an average weekday

6.73

miles

Average Trip Distance
(all modes)

Transit Mode Share

2%

3%

All Day

Peak Period

The average transit trip is

4.68x

as long as the
average car trip

Average Weekend Trips

71,526

0% via transit

15%

of trips are made from a
**Low-Income
Community**

22%

of trips are made from an
**Equity-Focus
Community**

23%

of trips are for
Commuting
(i.e. to work or school)

48%

of trips are
Internal
(stay within the geomarket)

Lorton - Fort
Belvoir

Mount
Vernon -
Springfield/
Franconia

Geomarket Transit Coverage

0% on weekday peak

0% on the weekday midday

0% on Saturday midday



Mclean - Tysons Corner

This market generates

327,520

trips

on an average weekday

6.44

miles

Average Trip Distance
(all modes)

Transit Mode Share

4% **5%**

All Day

Peak Period

The average transit trip is

4.09x

as long as the
average car trip

Average Weekend Trips

272,350

2% via transit



6%

of trips are made from a
**Low-Income
Community**

7%

of trips are made from an
**Equity-Focus
Community**

23%

of trips are for
Commuting
(i.e. to work or school)

45%

of trips are
Internal
(stay within the geomarket)

Chinatown -
Dupont Circle

Mclean - Tysons
Corner

Geomarket Transit Coverage

3% on weekday peak

3% on the weekday midday

3% on Saturday midday



Reston - Herndon

This market generates

876,918

trips

on an average weekday

6.19

miles

Average Trip Distance
(all modes)

Transit Mode Share

2%

All Day

3%

Peak Period

The average transit trip is

4.44x

as long as the
average car trip

Average Weekend Trips

764,948

1% via transit



8%

of trips are made from a
**Low-Income
Community**

11%

of trips are made from an
**Equity-Focus
Community**

24%

of trips are for
Commuting
(i.e. to work or school)

72%

of trips are
Internal
(stay within the geomarket)

Reston -
Herndon

Chinatown -
Dupont Circle

Top Transit Destinations

Geomarket Transit Coverage

- 0% on weekday peak
- 0% on the weekday midday
- 0% on Saturday midday



Dulles International Airport

This market generates

76,187

trips

on an average weekday

6.16

miles

Average Trip Distance
(all modes)

Transit Mode Share

1% **1%**

All Day

Peak Period

The average transit trip is

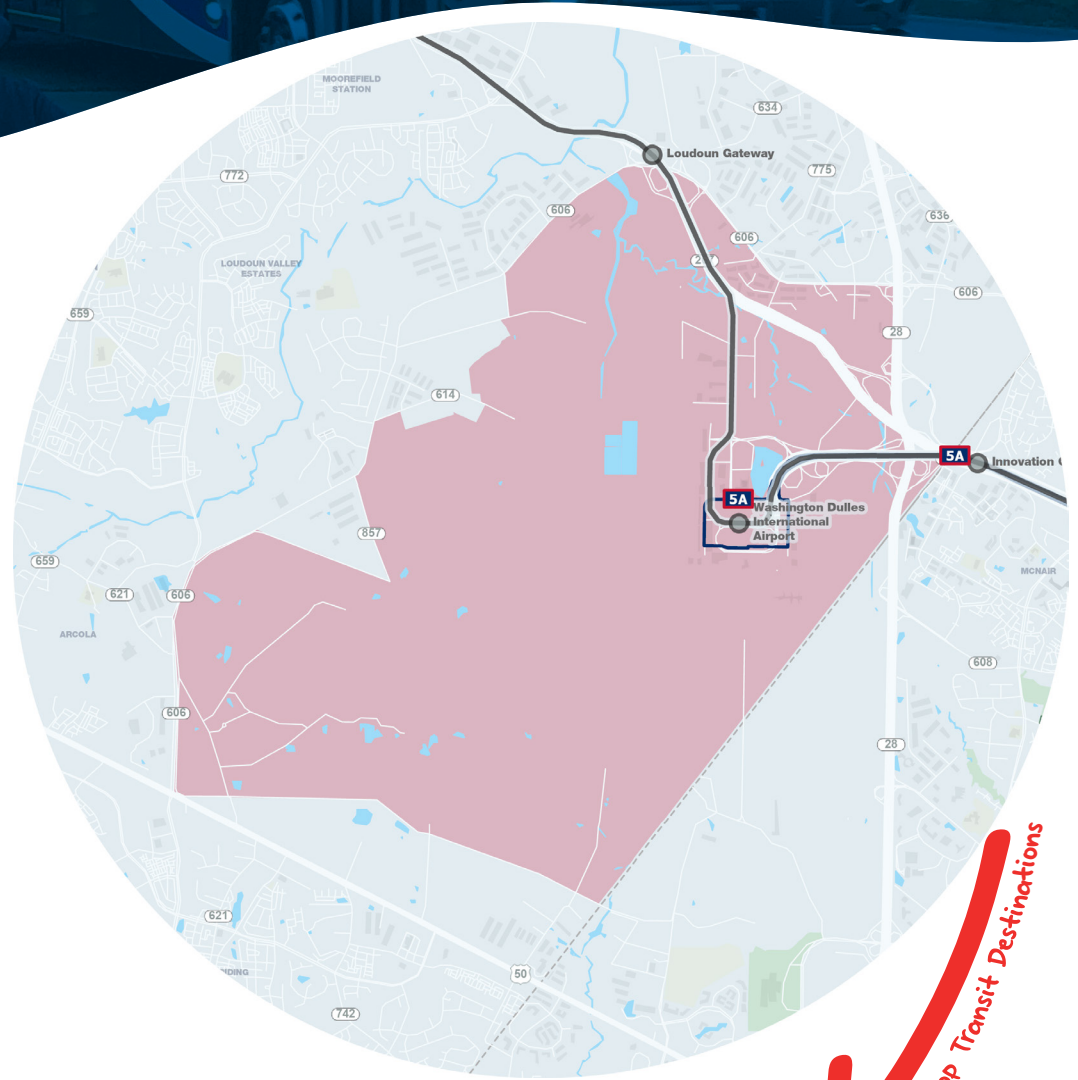
0.92x

as long as the
average car trip

Average Weekend Trips

51,369

1% via transit



10%

of trips are made from a
**Low-Income
Community**

13%

of trips are made from an
**Equity-Focus
Community**

4%

of trips are for
Commuting
(i.e. to work or school)

65%

of trips are
Internal
(stay within the geomarket)

Chinatown -
Dupont Circle



Ballston
- Courthouse -
Rosslyn

Geomarket Transit Coverage

- 0% on weekday peak
- 0% on the weekday midday
- 0% on Saturday midday



Bethesda - Potomac - White Flint

This market generates

654,075

trips

on an average weekday

6.11

miles

Average Trip Distance
(all modes)

Transit Mode Share

6% **8%**

All Day

Peak Period

The average transit trip is

4.27x

as long as the
average car trip

Average Weekend Trips

521,979

2% via transit





Clarksburg - Gaithersburg

This market generates

820,168
trips

on an average weekday

6.97
miles

Average Trip Distance
(all modes)

Transit Mode Share

3% **4%**

All Day Peak Period

The average transit trip is

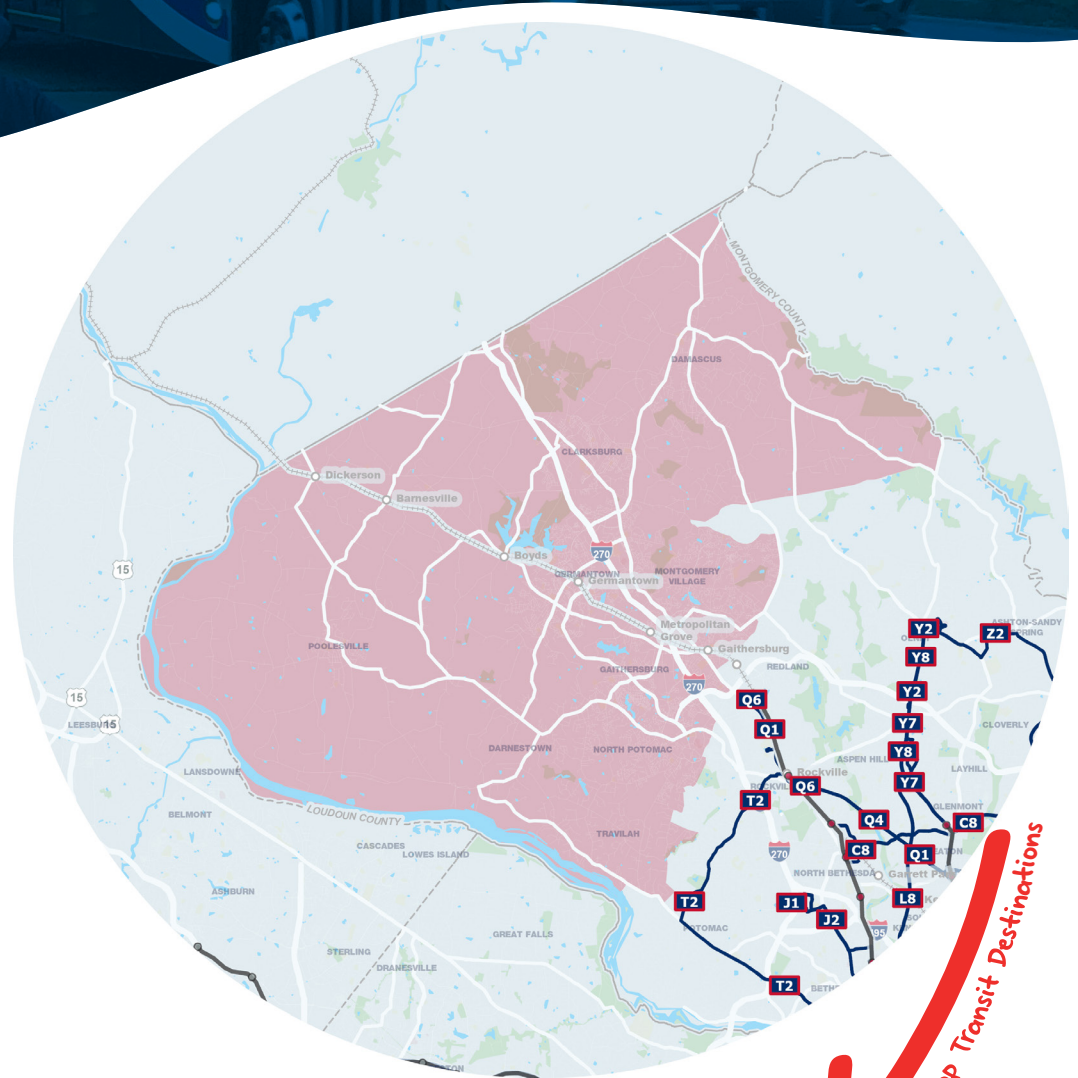
4.68x

as long as the
average car trip

Average Weekend Trips

806,795

1% via transit



16%

of trips are made from a
**Low-Income
Community**

26%

of trips are made from an
**Equity-Focus
Community**

25%

of trips are for
Commuting
(i.e. to work or school)

70%

of trips are
Internal
(stay within the geomarket)

Clarksburg -
Gaithersburg

Chinatown -
Dupont Circle

Top Transit Destinations

Geomarket Transit Coverage

1% on weekday peak
0% on the weekday midday
0% on Saturday midday



Glenmont - Wheaton - White Oak

This market generates

751,487

trips

on an average weekday

5.79

miles

Average Trip Distance
(all modes)

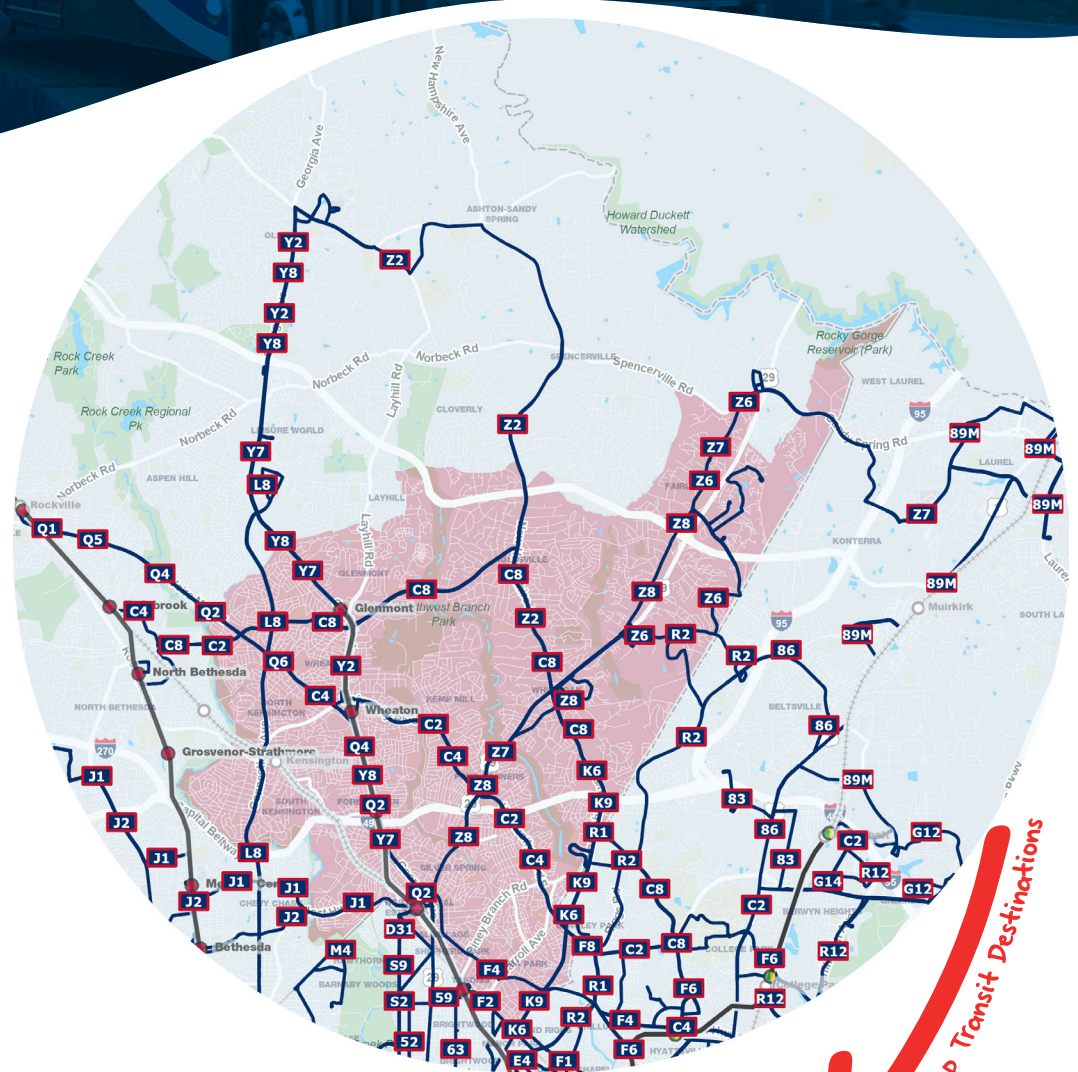
Transit Mode Share

7%

All Day

9%

Peak Period



The average transit trip is

4.31x

as long as the
average car trip

Average Weekend Trips

686,171

4% via transit

26%

of trips are made from a
**Low-Income
Community**

36%

of trips are made from an
**Equity-Focus
Community**

24%

of trips are for
Commuting
(i.e. to work or school)

54%

of trips are
Internal
(stay within the ge market)

Glenmont
-Wheaton -
White Oak

Chinatown -
Dupont Circle

Top Transit Destinations

Geomarket Transit Coverage

13% on weekday peak

9% on the weekday midday

12% on Saturday midday



Rockville - Twinbrook

This market generates

342,850
trips

on an average weekday

6.11

miles

Average Trip Distance
(all modes)

Transit Mode Share

5% **6%**

All Day

Peak Period

The average transit trip is

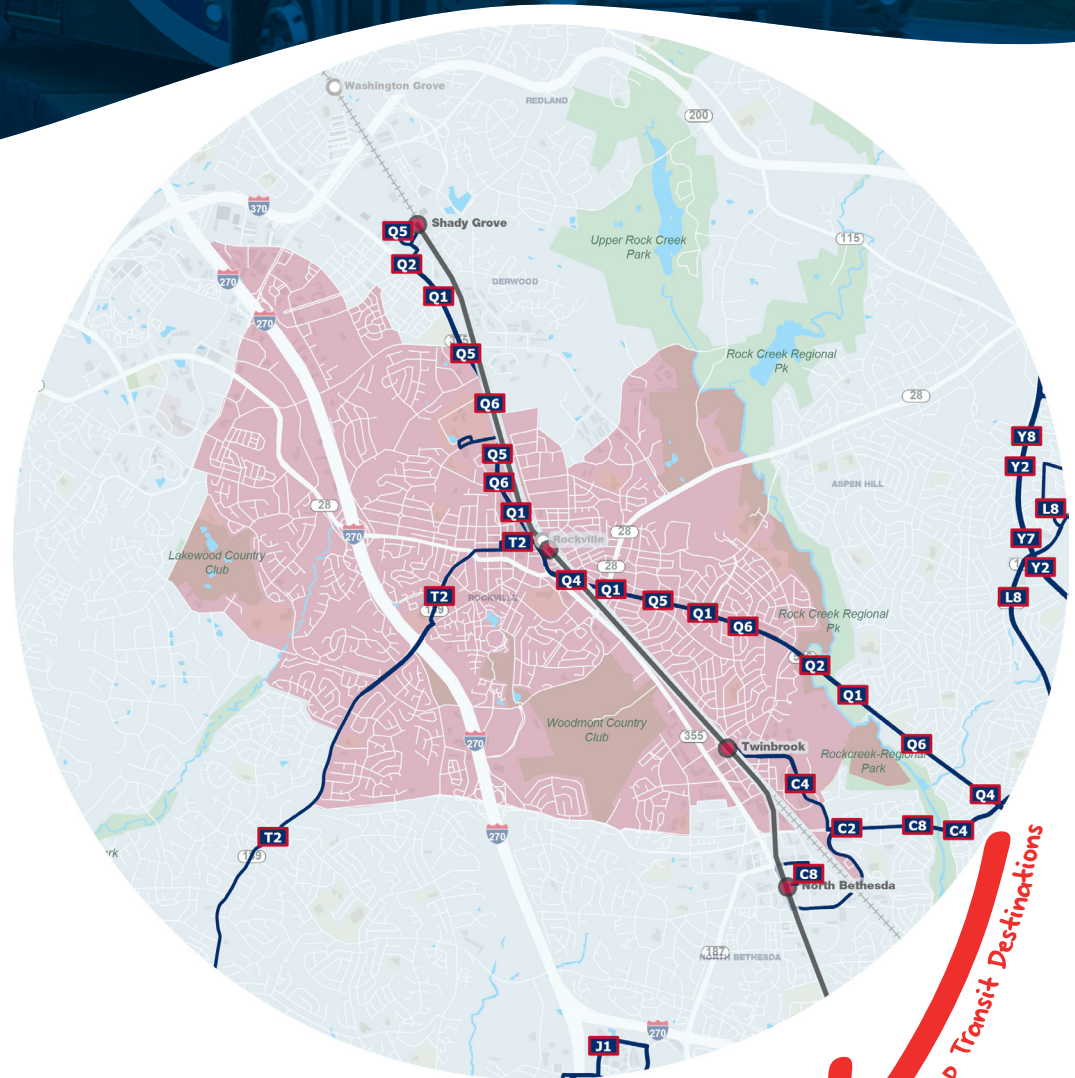
4.60x

as long as the
average car trip

Average Weekend Trips

272,860

2% via transit



15%

of trips are made from a
**Low-Income
Community**

20%

of trips are made from an
**Equity-Focus
Community**

23%

of trips are for
Commuting
(i.e. to work or school)

38%

of trips are
Internal
(stay within the geomarket)

Rockville -
Twinbrook

Bethesda -
Potomac - White
Flint

Top Transit Destinations

Geomarket Transit Coverage

8% on weekday peak

0% on the weekday midday

2% on Saturday midday



Shady Grove

This market generates

90,399
trips
on an average weekday

7.01
miles
Average Trip Distance
(all modes)

Transit Mode Share

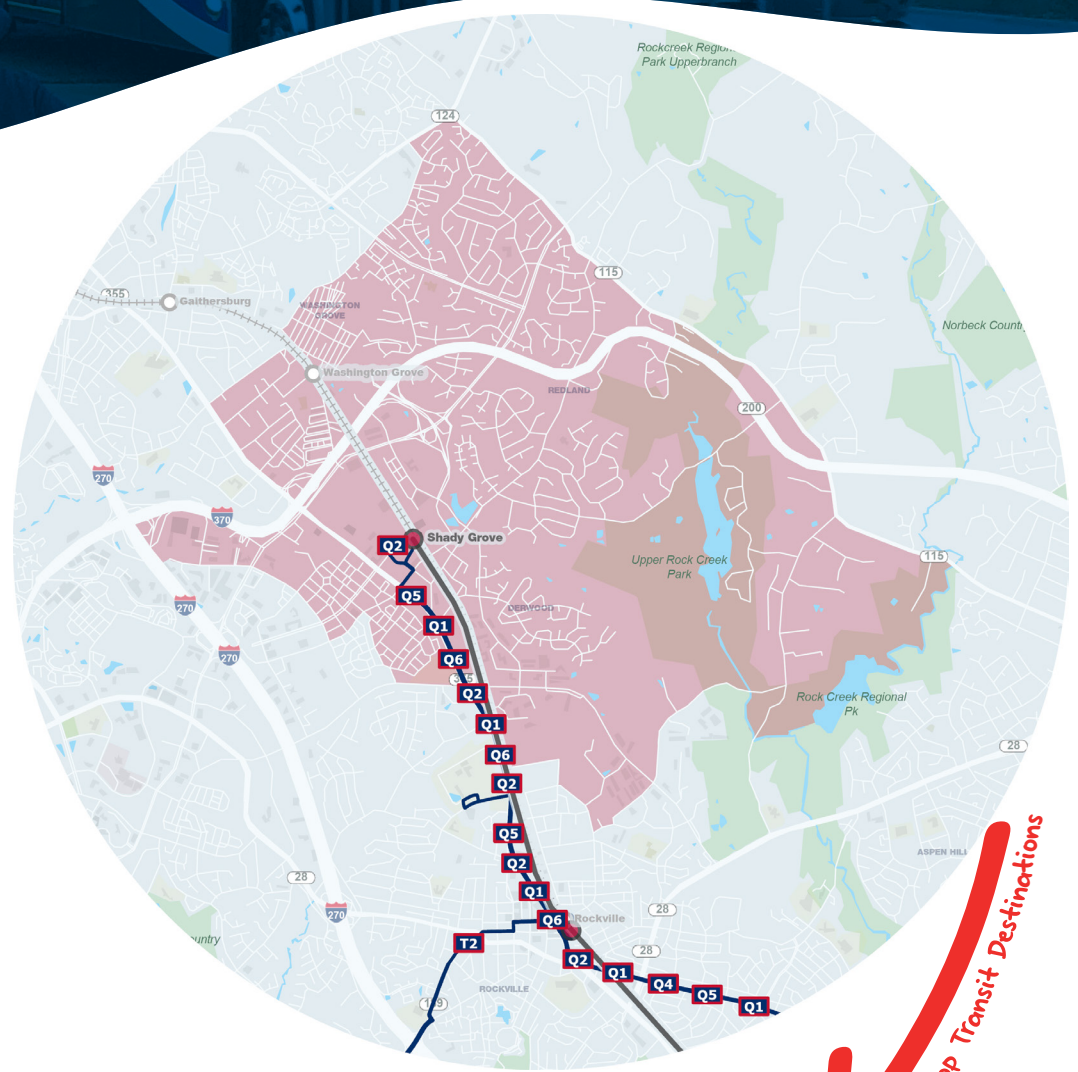
5% All Day **6%** Peak Period

The average transit trip is

4.58x
as long as the
average car trip

Average Weekend Trips

71,735
2% via transit



15%

of trips are made from a
**Low-Income
Community**

23%

of trips are made from an
**Equity-Focus
Community**

22%

of trips are for
Commuting
(i.e. to work or school)

20%

of trips are
Internal
(stay within the geomarket)

Clarksburg -
Gaithersburg

Chinatown -
Dupont Circle

Top Transit Destinations

Geomarket Transit Coverage

12% on weekday peak
0% on the weekday midday
0% on Saturday midday



Beltsville - Laurel

This market generates

224,791

trips

on an average weekday

7.49

miles

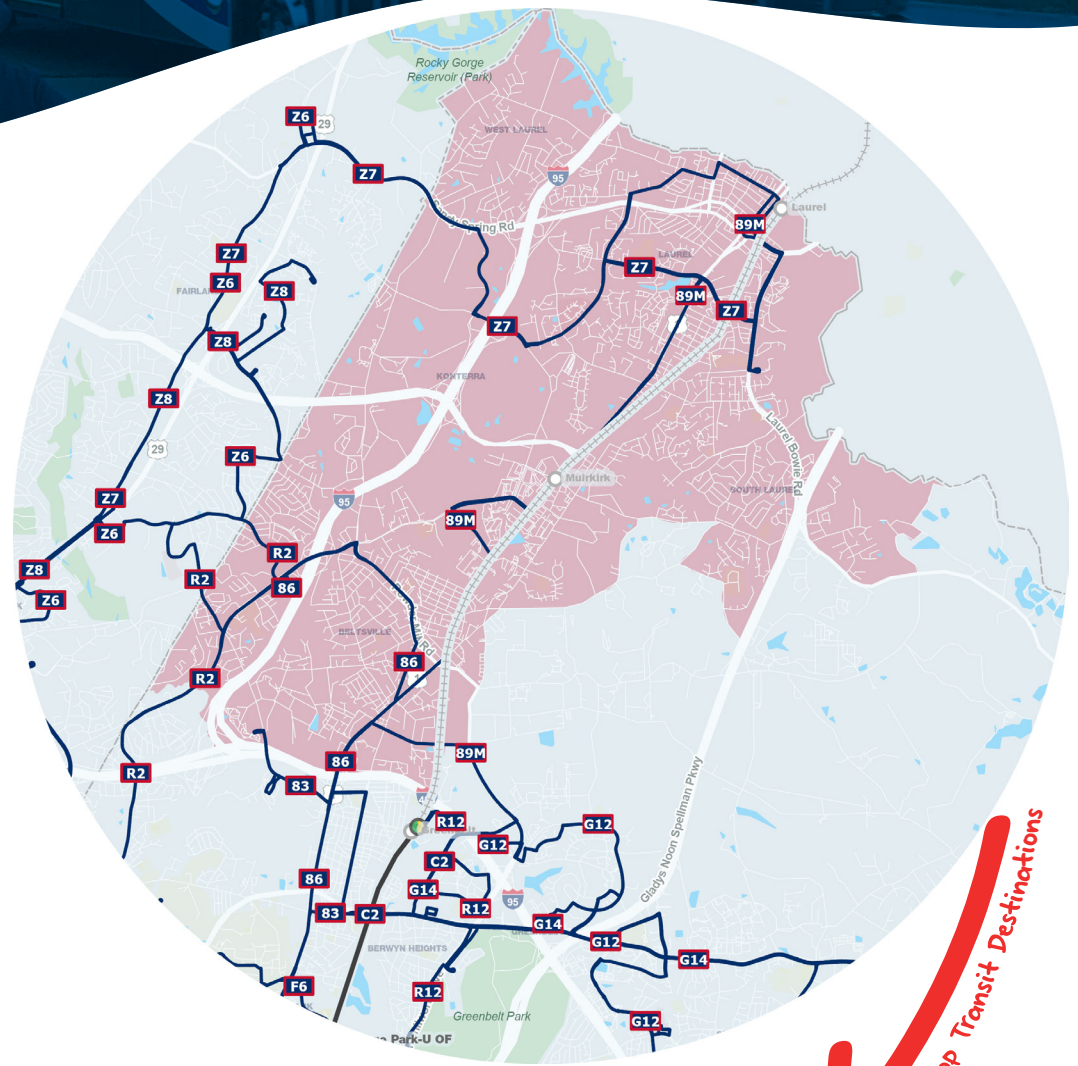
Average Trip Distance
(all modes)

Transit Mode Share

2% 3%

All Day

Peak Period



The average transit trip is

4.24x

as long as the
average car trip

Average Weekend Trips

209,165

1% via transit

22%

of trips are made from a
**Low-Income
Community**

38%

of trips are made from an
**Equity-Focus
Community**

24%

of trips are for
Commuting
(i.e. to work or school)

51%

of trips are
Internal
(stay within the geomarket)

Chinatown -
Dupont Circle

College Park -
Hyattsville

Top Transit Destinations

Geomarket Transit Coverage

0% on weekday peak

0% on the weekday midday

0% on Saturday midday



Bladensburg - New Carrollton

This market generates

269,868

trips

on an average weekday

6.31

miles

Average Trip Distance
(all modes)

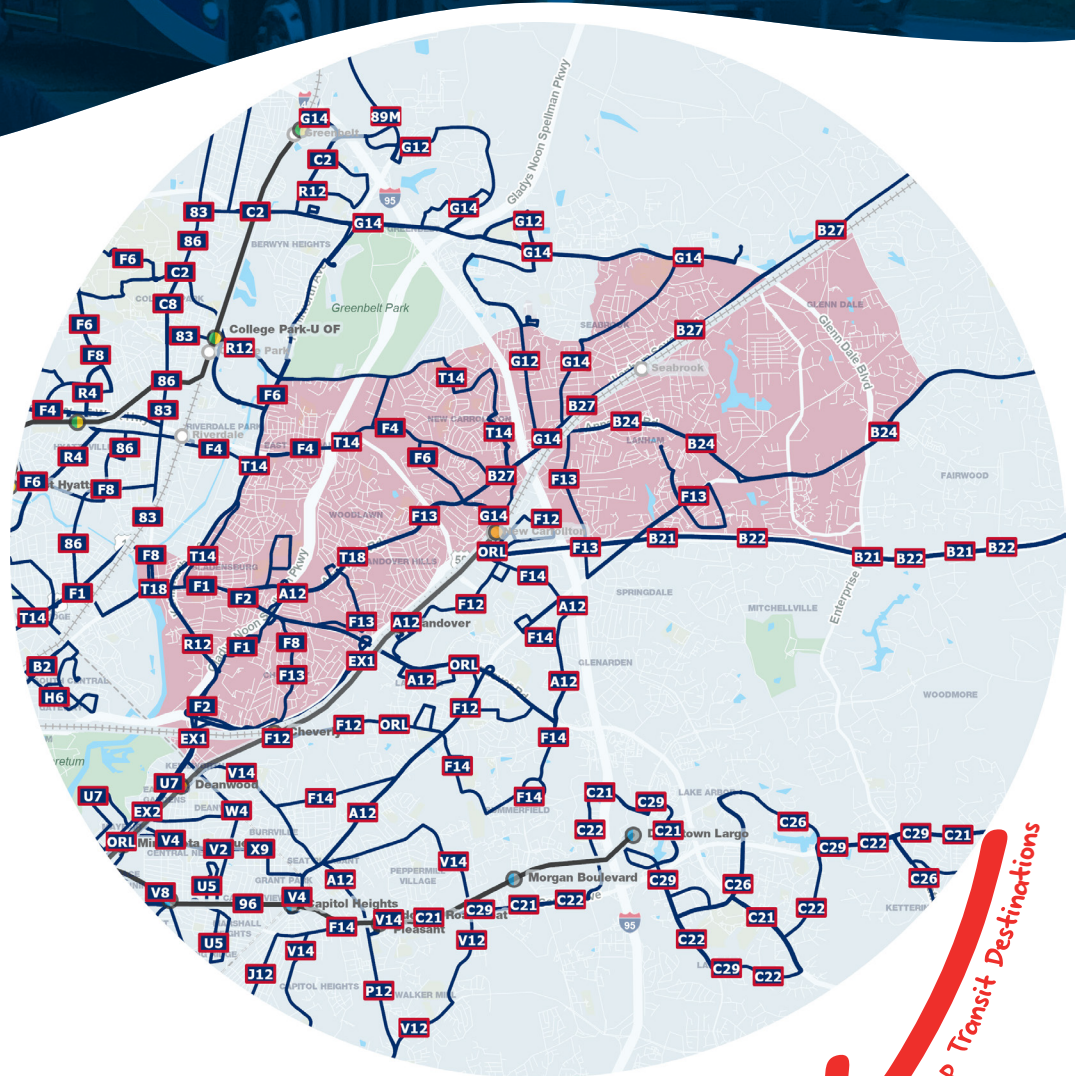
Transit Mode Share

5%

6%

All Day

Peak Period



The average transit trip is

5.02x

as long as the
average car trip

Average Weekend Trips

252,749

2% via transit

31%

of trips are made from a
**Low-Income
Community**

69%

of trips are made from an
**Equity-Focus
Community**

22%

of trips are for
Commuting
(i.e. to work or school)

40%

of trips are
Internal
(stay within the geomarket)

Bladensburg -
New Carrollton

Chinatown -
Dupont Circle

Top Transit Destinations

Geomarket Transit Coverage

19% on weekday peak

18% on the weekday midday

18% on Saturday midday



Branch Avenue - Fort Washington

This market generates

332,523

trips

on an average weekday

6.89

miles

Average Trip Distance
(all modes)

Transit Mode Share

6% 8%

All Day

Peak Period

The average transit trip is

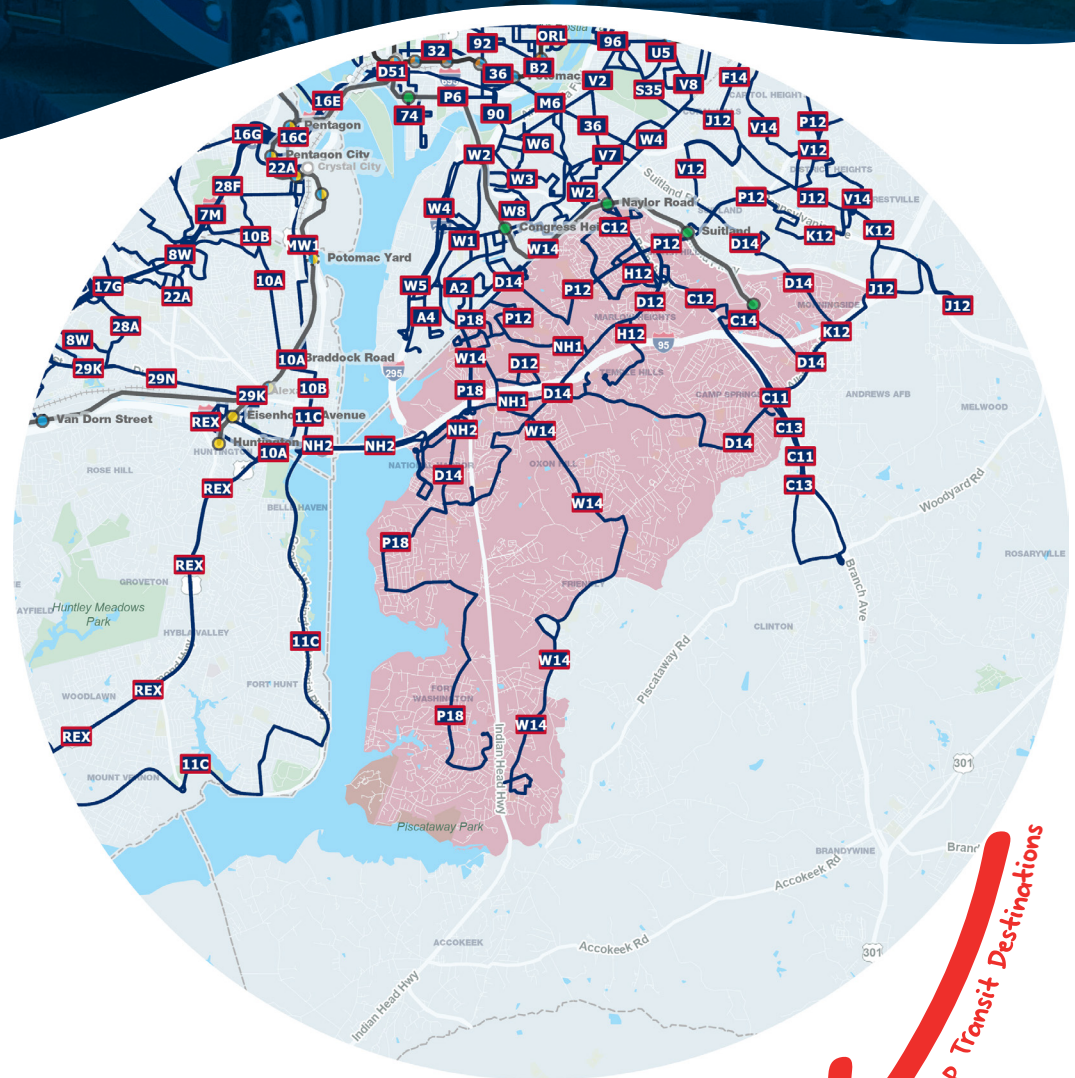
4.64x

as long as the
average car trip

Average Weekend Trips

353,773

2% via transit



20% of trips are made from a **Low-Income Community**

70% of trips are made from an **Equity-Focus Community**

18% of trips are for **Commuting** (i.e. to work or school)

46% of trips are **Internal** (stay within the geomarket)

Branch Avenue - Fort Washington

Chinatown - Dupont Circle

Top Transit Destinations

Geomarket Transit Coverage

- 6% on weekday peak
- 5% on the weekday midday
- 5% on Saturday midday



Brandywine - Clinton



This market generates

140,856
trips

on an average weekday

9.50

miles

Average Trip Distance
(all modes)

Transit Mode Share

3% **4%**

All Day Peak Period

The average transit trip is

2.66x

as long as the
average car trip

Average Weekend Trips

135,433

0% via transit

5%

of trips are made from a
**Low-Income
Community**

37%

of trips are made from an
**Equity-Focus
Community**

23%

of trips are for
Commuting
(i.e. to work or school)

44%

of trips are
Internal
(stay within the geomarket)

Chinatown -
Dupont Circle

L'Enfant
Plaza -
Waterfront

Top Transit Destinations

Geomarket Transit Coverage

0% on weekday peak

0% on the weekday midday

0% on Saturday midday



College Park - Hyattsville

This market generates

524,251

trips

on an average weekday

4.11

miles

Average Trip Distance
(all modes)

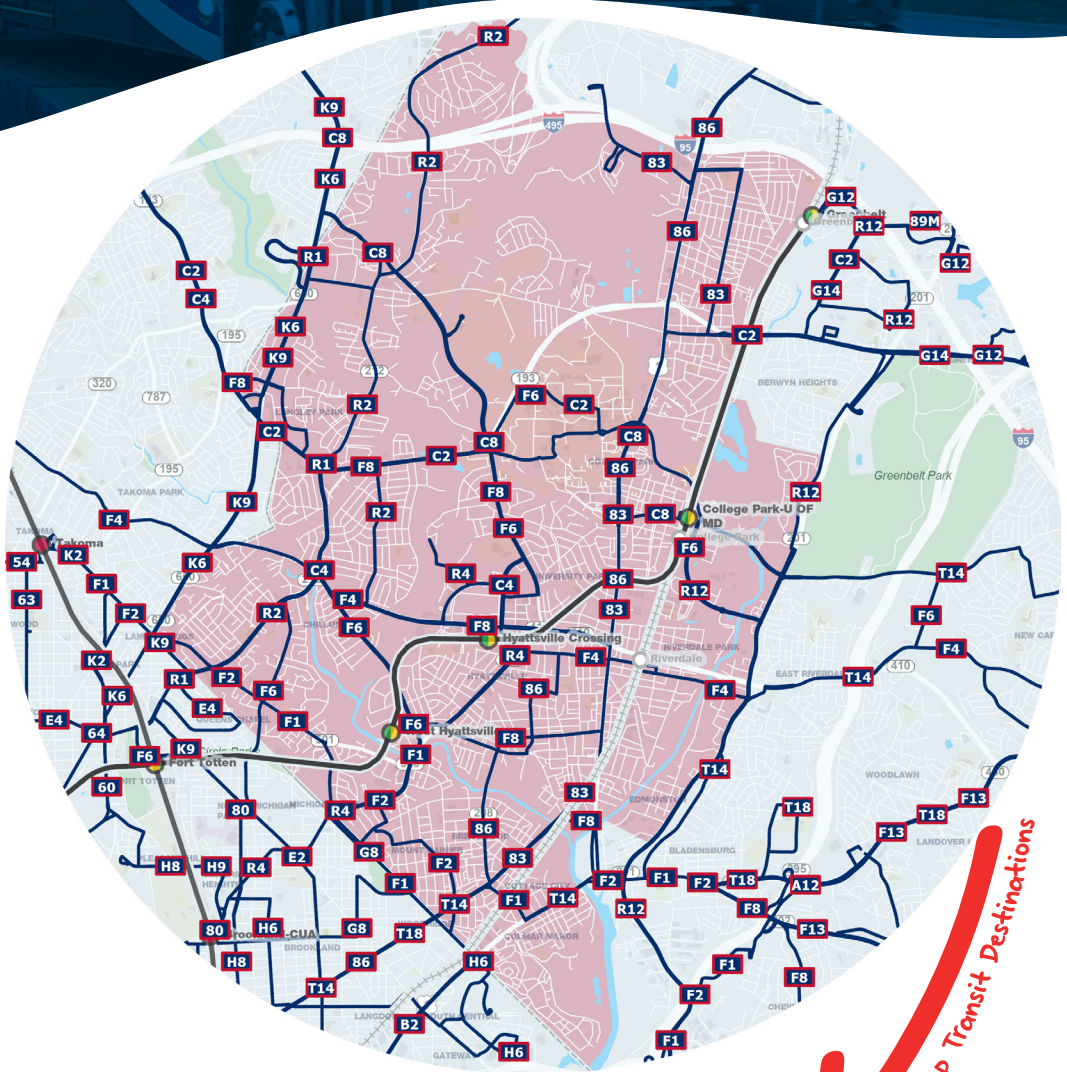
Transit Mode Share

5%

All Day

6%

Peak Period



The average transit trip is

3.94x

as long as the
average car trip

Average Weekend Trips

409,397

3% via transit

40%

of trips are made from a
**Low-Income
Community**

45%

of trips are made from an
**Equity-Focus
Community**

19%

of trips are for
Commuting
(i.e. to work or school)

60%

of trips are
Internal
(stay within the geomarket)

College Park -
Hyattsville

Chinatown -
Dupont Circle

Top Transit Destinations

Geomarket Transit Coverage

17% on weekday peak

15% on the weekday midday

17% on Saturday midday



Greenbelt

This market generates

134,242

trips

on an average weekday

6.69

miles

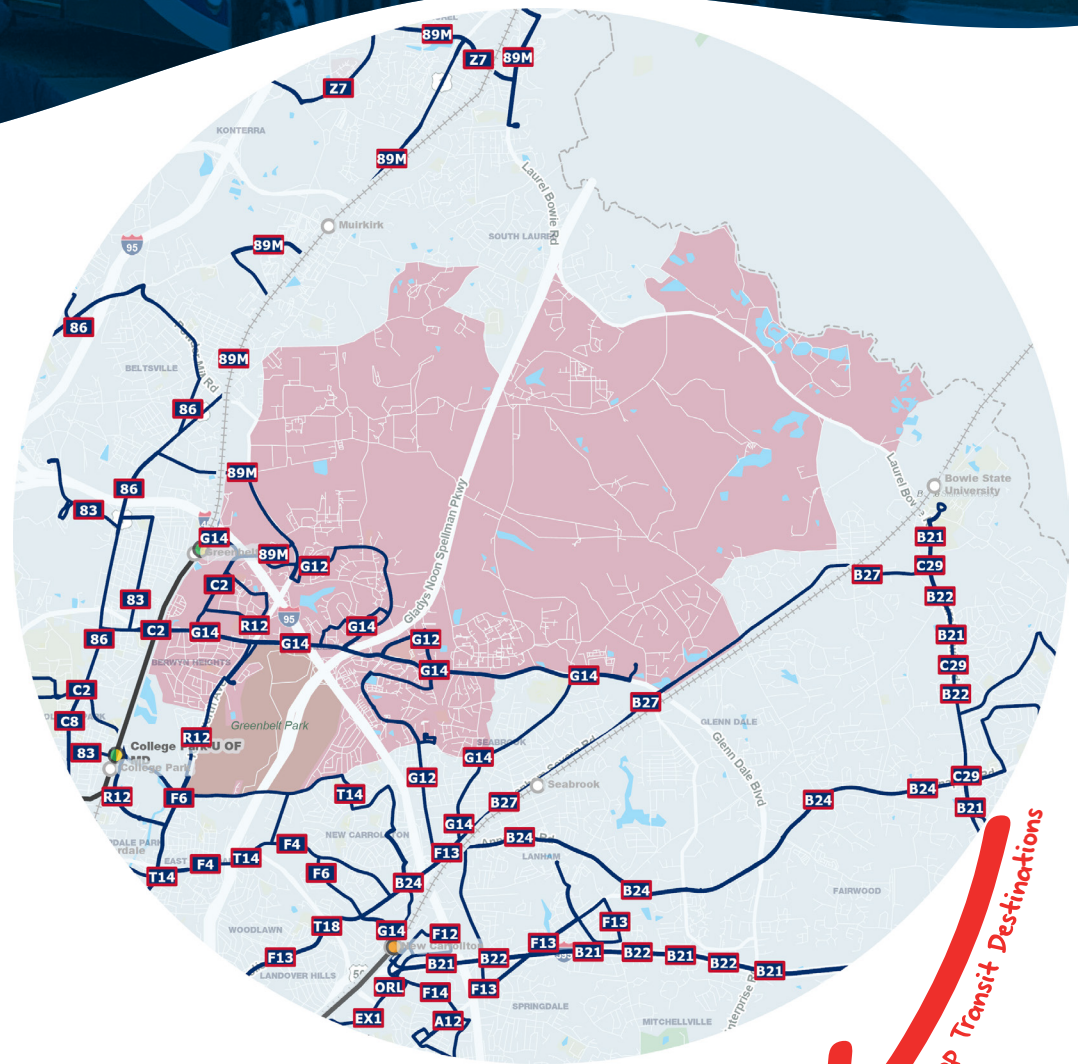
Average Trip Distance
(all modes)

Transit Mode Share

4% 6%

All Day

Peak Period



The average transit trip is

4.72x

as long as the
average car trip

Average Weekend Trips

102,406

2% via transit

17%

of trips are made from a
**Low-Income
Community**

48%

of trips are made from an
**Equity-Focus
Community**

23%

of trips are for
Commuting
(i.e. to work or school)

37%

of trips are
Internal
(stay within the ge market)

Greenbelt

Chinatown - Dupont Circle

Top Transit Destinations

Geomarket Transit Coverage

0% on weekday peak

0% on the weekday midday

0% on Saturday midday



Joint Base Andrews - Upper Marlboro

This market generates

149,030

trips

on an average weekday

9.66

miles

Average Trip Distance
(all modes)

Transit Mode Share

4% 6%

All Day

Peak Period

The average transit trip is

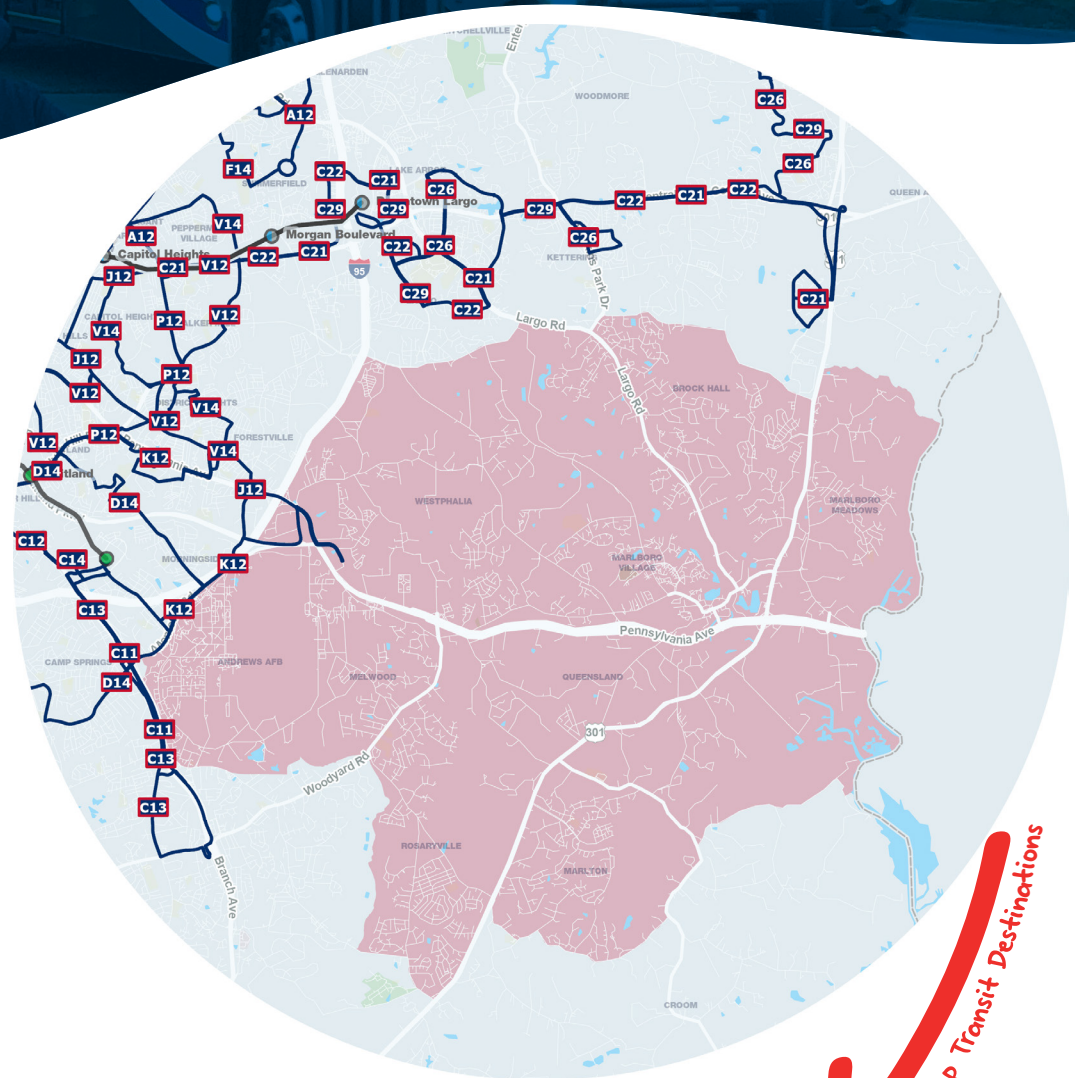
2.01x

as long as the
average car trip

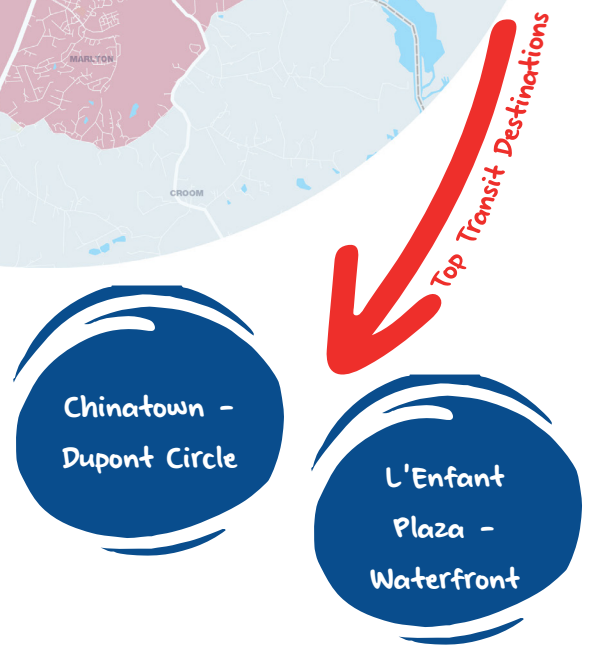
Average Weekend Trips

117,264

0% via transit



- 7% of trips are made from a **Low-Income Community**
- 30% of trips are made from an **Equity-Focus Community**
- 23% of trips are for **Commuting** (i.e. to work or school)
- 41% of trips are **Internal** (stay within the geomarket)



Geomarket Transit Coverage

- 1% on weekday peak
- 0% on the weekday midday
- 0% on Saturday midday



Largo - Glenarden

This market generates

286,723

trips

on an average weekday

6.80

miles

Average Trip Distance
(all modes)

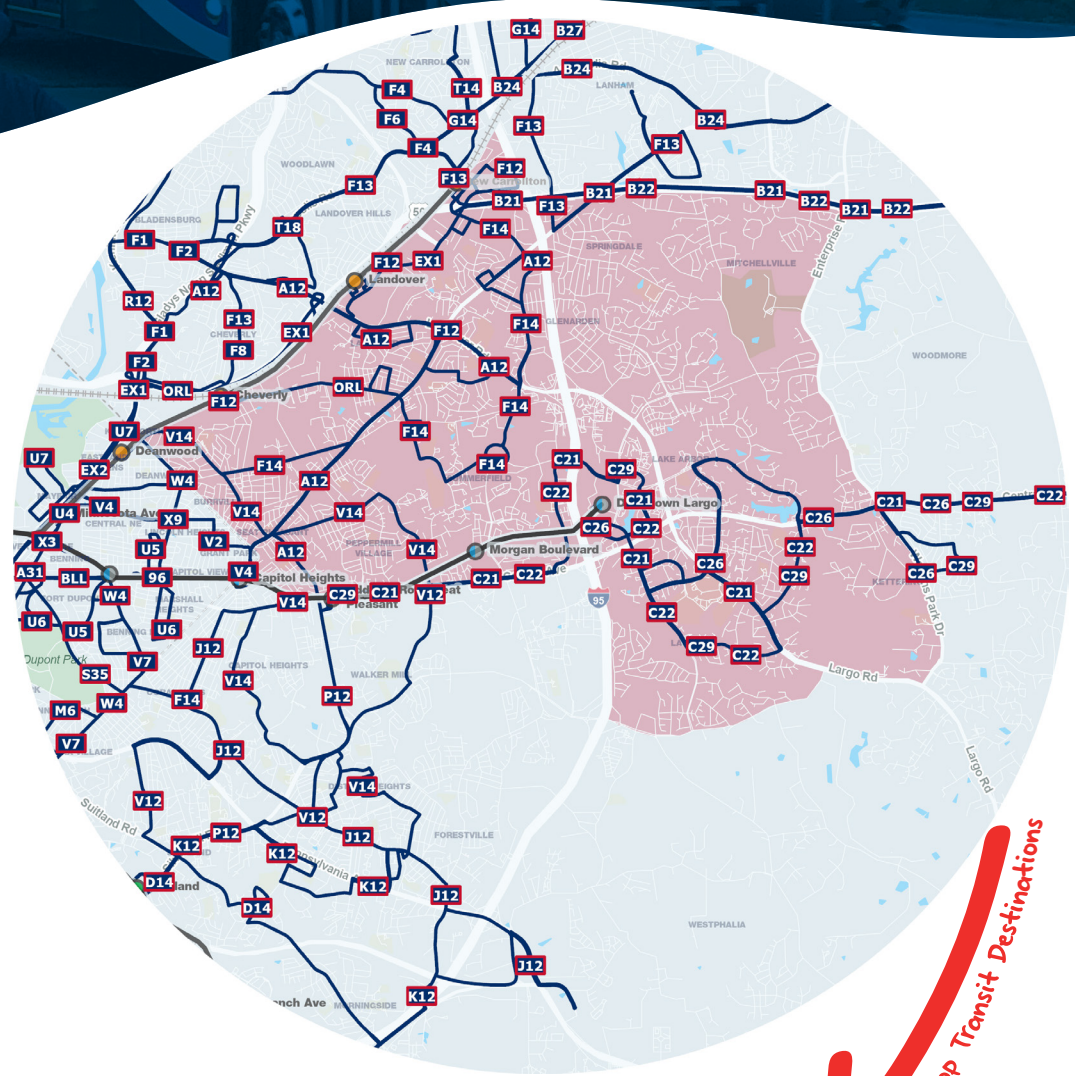
Transit Mode Share

5%

7%

All Day

Peak Period



The average transit trip is

4.75x

as long as the
average car trip

Average Weekend Trips

246,225

2% via transit

20%

of trips are made from a
**Low-Income
Community**

60%

of trips are made from an
**Equity-Focus
Community**

21%

of trips are for
Commuting
(i.e. to work or school)

41%

of trips are
Internal
(stay within the geomarket)

Chinatown -
Dupont Circle

Largo -
Glenarden

Top Transit Destinations

Geomarket Transit Coverage

2% on weekday peak

2% on the weekday midday

2% on Saturday midday



Suitland - Capitol Heights

This market generates

213,039

trips

on an average weekday

6.26

miles

Average Trip Distance
(all modes)

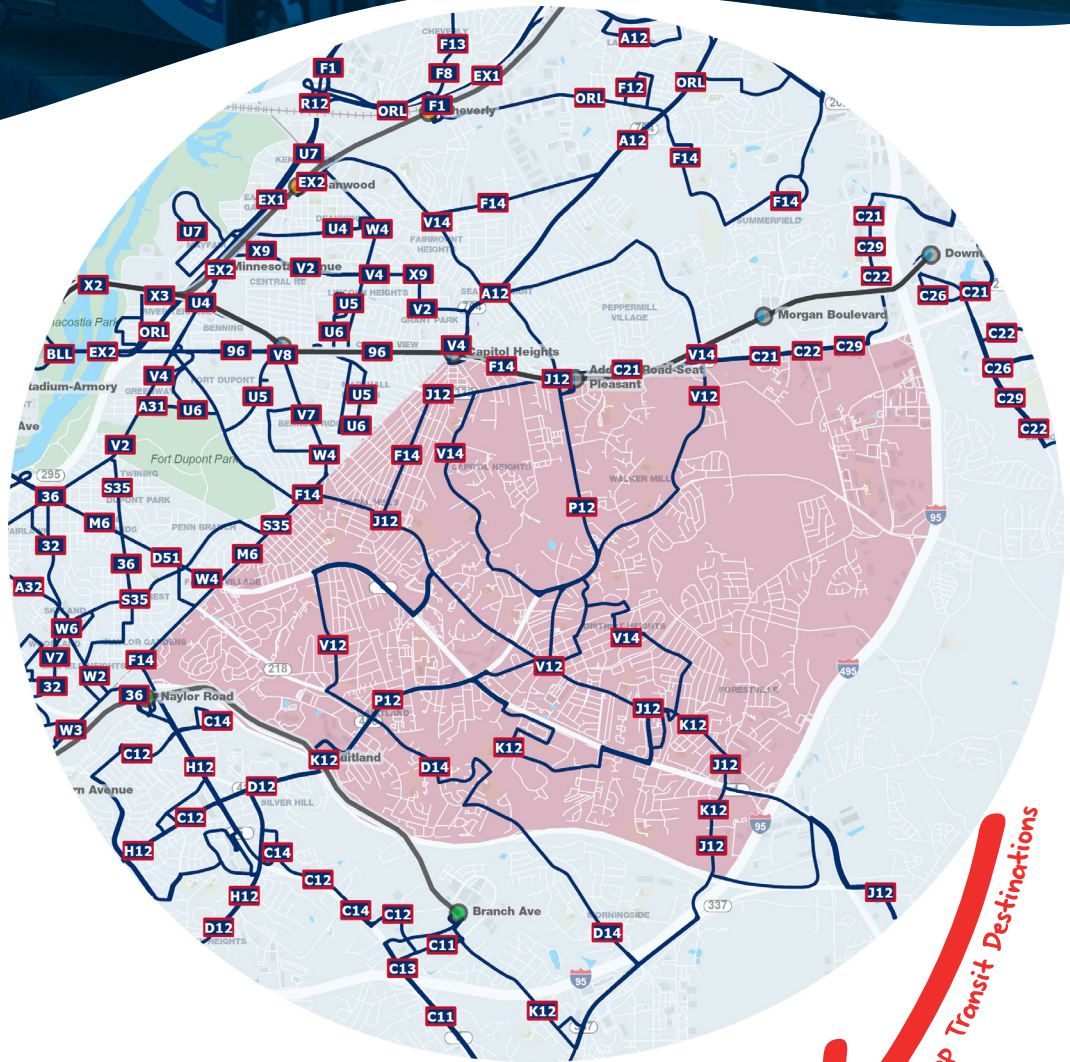
Transit Mode Share

7%

All Day

9%

Peak Period



The average transit trip is

4.88x

as long as the
average car trip

Average Weekend Trips

201,869

2% via transit

36%

of trips are made from a
**Low-Income
Community**

77%

of trips are made from an
**Equity-Focus
Community**

19%

of trips are for
Commuting
(i.e. to work or school)

40%

of trips are
Internal
(stay within the geomarket)

Suitland -
Capitol Heights

Chinatown -
Dupont Circle

Top Transit Destinations

Geomarket Transit Coverage

16% on weekday peak

15% on the weekday midday

15% on Saturday midday