

**WASHINGTON
METROPOLITAN AREA
TRANSIT AUTHORITY**



FY2023 Quarter 1

Appendix 1:

Capital Program Project Pages



December 2022



WASHINGTON METROPOLITAN AREA TRANSIT AUTHORITY

TABLE OF CONTENTS

(CIP0002) Bus Onboard Location Equipment and Software Program 5
(CIP0004) Bus Maintenance Facility and Equipment State of Good Repair Program 7
(CIP0005) Bus Vehicle Rehabilitation Program 9
(CIP0006) Bus Fleet Acquisition Program 12
(CIP0007) Bus Closed Circuit Television Replacement Program 14
(CIP0009) Service Vehicle Acquisition Program 16
(CIP0010) Environmental Compliance Program 18
(CIP0015) MetroAccess Fleet Acquisition 20
(CIP0024) Track Rehabilitation Program 22
(CIP0025) Roadway Equipment and Vehicle Program 25
(CIP0029) Warehouse Storage Improvements 27
(CIP0030) Currency Processing Machines 29
(CIP0033) Revenue Facility Equipment Replacement 31
(CIP0034) Revenue Collection Facility Rehabilitation 33
(CIP0035) Bicycle and Pedestrian Facility Rehabilitation 35
(CIP0036) Procurement Program Support 37
(CIP0039) System Planning and Development 39
(CIP0042) Asset Management Software Improvements 41
(CIP0043) Bus and Rail Scheduling and Operations Software Improvements 43
(CIP0056) Rail Service Management Software Improvements 45
(CIP0059) 8000-Series Railcars 47
(CIP0063) Rail Vehicle Scheduled Maintenance Program 49
(CIP0067) Rail Vehicle Safety & Reliability Improvements 51
(CIP0072) Elevator Rehabilitation Program 53
(CIP0073) Escalator Rehabilitation Program 55
(CIP0076) Rail System Power Upgrades 57
(CIP0087) Station and Facility Restoration Program 59
(CIP0088) Station Entrance Canopy Installation 61
(CIP0099) Joint Development Program Support 63
(CIP0101) Internal Compliance Capital Management Support 65
(CIP0102) Police District III Substation 67
(CIP0108) Rhode Island Avenue Station Structural Repair 69
(CIP0127) Transit Police Support Equipment 71
(CIP0131) Capital Program Financing Support 73
(CIP0132) Escalator and Elevator Overhaul Program 75
(CIP0133) Train Detection and Warning System 77
(CIP0136) Radio Infrastructure Replacement 79
(CIP0142) Rail Vehicle Preventive Maintenance 81
(CIP0143) Bus Vehicle Preventive Maintenance 83
(CIP0145) Facility Security Monitoring Equipment Program 85
(CIP0150) Support Facility Fire System Rehabilitation 87
(CIP0151) Rail Station Cooling Rehabilitation Program 89
(CIP0152) Parking Garage and Surface Lot Rehabilitation 91
(CIP0170) Facility Roof Rehabilitation and Replacement 93
(CIP0185) Escalator Replacement 95
(CIP0197) Support Facility Improvements 97
(CIP0204) Railcar Rooftop Access Platform 99
(CIP0212) Sustainability/Resiliency Program 101
(CIP0213) Capital Program Development Support 103
(CIP0218) Metrorail Station Improvements 105
(CIP0219) Rail Station Lighting Improvements 107
(CIP0220) Bus Planning Studies Program 109
(CIP0221) Bus Customer Facility Improvements 111
(CIP0225) Heavy Repair and Overhaul Facility 113
(CIP0231) Good Luck Road Facility 115
(CIP0241) Flood Resiliency Infrastructure Upgrades 117

Notes: All figures are preliminary and unaudited.



WASHINGTON METROPOLITAN AREA TRANSIT AUTHORITY

(CIP0242) Rail System Drainage Rehabilitation Program 119
(CIP0246) General Engineering 121
(CIP0247) Emergency Construction and Emerging Needs Program 123
(CIP0251) Automatic Train Control State of Good Repair 125
(CIP0252) Low Voltage Power State of Good Repair 128
(CIP0253) Traction Power State of Good Repair 130
(CIP0254) Bus Priority Program Development 133
(CIP0255) Fare Collection Modernization 135
(CIP0256) 7000-Series Railcars 138
(CIP0257) Emergency Trip Station (ETS) Rehabilitation 140
(CIP0258) Station and Tunnel Fire Alarm Rehabilitation 142
(CIP0259) Employee Timekeeping System 144
(CIP0261) Rail Tunnel Lighting Replacement 146
(CIP0262) Tunnel Water Leak Mitigation 148
(CIP0266) Historic Bus Loop and Facility Rehabilitation 150
(CIP0269) Asset Management Software 152
(CIP0270) Capital Delivery Program Support 154
(CIP0272) Digital Display and Wayfinding Improvements 156
(CIP0273) Support Facility Rehabilitation 158
(CIP0275) New Carrollton Garage and Bus Bays 160
(CIP0276) Art in Transit and Station Commercialization Program 162
(CIP0277) Supply Chain Modernization 164
(CIP0279) Railyard Shop Equipment Replacement 166
(CIP0283) Railcar Maintenance Facilities State of Good Repair 168
(CIP0284) Railyard Facility and Site Rehabilitation 170
(CIP0286) Power Generator Replacement 172
(CIP0291) Tunnel Ventilation Improvements 174
(CIP0294) Bridge Rehabilitation Program 176
(CIP0297) Union Station Improvements 178
(CIP0302) Huntington Station Parking Garage Demolition 180
(CIP0305) Rail Passenger Facility State of Good Repair Program 182
(CIP0307) Station Platform Rehabilitation - Phase 2 184
(CIP0308) Station Platform Rehabilitation - Phase 3 186
(CIP0310) Station Platform Rehabilitation - Phase 4 188
(CIP0311) Bladensburg Bus Garage Replacement 190
(CIP0312) Four Mile Run Bus Garage Rehabilitation 192
(CIP0315) Northern Bus Garage Replacement 194
(CIP0319) Bus Maintenance Facility State of Good Repair Program 196
(CIP0322) Bus Passenger Facility Improvements 198
(CIP0324) Capital Program Financial Support 200
(CIP0326) Real-time Bus and Rail Data Feed Development 202
(CIP0330) Information Technology Data Center 204
(CIP0331) Enterprise Resource Planning Software Replacement 206
(CIP0332) Fiber Optic Cable Installation 208
(CIP0335) Office Consolidation - District of Columbia 210
(CIP0336) Facility Energy Management Upgrades 212
(CIP0337) Office Consolidation - Virginia 214
(CIP0338) Office Consolidation - Maryland 216
(CIP0339) Rail Station Emergency Egress Improvements 218
(CIP0341) Rail System Standpipe Replacement Program 220
(CIP0342) Information Technology Hardware State of Good Repair 222
(CIP0343) Information Technology Software State of Good Repair 224
(CIP0347) Accounting Capital Program Support 227
(CIP0348) Structural Rehabilitation - Package A 229
(CIP0349) Yellow Line Tunnel and Bridge Rehabilitation 231
(CIP0352) Rail Station Platform Canopy Rehabilitation Program 233
(CIP0354) ePerformance and eCompensation Upgrades 235
(CIP0355) Zero Emission Bus Acquisition and Evaluation 237

Notes: All figures are preliminary and unaudited.



WASHINGTON METROPOLITAN AREA TRANSIT AUTHORITY

(CIP0356) Tunnel Ventilation Improvements - Red Line Pilot 239
(CIP0357) Cybersecurity Legacy Software Improvements 241
(CIP0358) Business Systems State of Good Repair 243
(CIP0359) Enterprise Technology Platforms State of Good Repair 245
(CIP0360) Transit Systems State of Good Repair 247
(CIP0361) Service Oriented Architecture (SOA) Program 249
(CIP0362) Independent Verification & Validation program 251
(CIP0363) Cyber Security 253
(CIP0370) Structural Rehabilitation – Package B 255
(CIP0371) West Falls Church Development 257
(CIP0372) Station Revitalization 259
(CIP0373) Equipment to Support New Radio System 261
(CIP0374) Infrastructure Improvements Solar Power Installation 263
(CIP0375) Shaft Structural Rehabilitation - 7 Shafts 265
(CIP0376) Western Bus Garage Replacement 267
(CIP0377) Unified Communications Strategy 269
(CIP0378) Metro Strategic Transformation Plan 271
(CIP8001) D&E Railcar Acquisition 273
(CIP8003) D&E Railcar Maint/Overhaul 275
(CIP8005) D&E Rail Yard Improvements 277
(CIP8007) D&E Electrical Improvements 279
(CIP8008) Future Traction Power Projects 281
(CIP8010) Future Signals and Communications Improvements 283
(CIP8011) D&E Fixed Rail Improvements 285
(CIP8013) D&E Track Structures Improvements 287
(CIP8014) Future Track and Structures Improvements 289
(CIP8015) D&E Rail Station Improvements 291
(CIP8016) Future Platforms & Structures 293
(CIP8019) D&E Passenger Facility Improvements 295
(CIP8021) D&E Bus & Paratransit Improvements 297
(CIP8022) Future Bus & Paratransit 299
(CIP8024) Future Bus Maint/Overhaul Proj 301
(CIP8025) D&E Bus Maintenance Facility Improvements 303
(CIP8026) Future Bus Maintenance Facilities 305
(CIP8027) D&E Bus Passenger Facility Improvements 307
(CIP8029) D&E Information Technology Improvements 309
(CIP8030) Future Information Technology Projects 311
(CIP8031) D&E Metro Transit Police Improvements 313
(CIP8032) Future Metro Transit Police Projects 315
(CIP8033) D&E Support Equipment Improvements 317
(CIP8034) Future Support Equipment Projects 319
(CRB0005) Planning Support for the District of Columbia 321
(CRB0009) Planning Support for Maryland Jurisdictions 323
(CRB0013) Potomac Yard Station Construction 325
(CRB0018) Planning Support for Virginia Jurisdictions 327
(CRB0019_19) Silver Line Phase 1 Railcars 329
(CRB0020) Silver Line Phase 2 Construction Support 331
(CRB0020_01) Silver Line Phase 2 Railcars 334
(CRB0127) Purple Line Construction Support 336
(CRB0136) McLean Station - New Entrance 338



WASHINGTON METROPOLITAN AREA TRANSIT AUTHORITY

(CIP0002) Bus Onboard Location Equipment and Software Program

FY2023 Q1

Initiative Type: Program
 Investment Program: Maintenance/Overhaul
 Investment Category: Bus, Bus Facilities & Paratransit

Mode: Bus
 Location: Systemwide

Description

This program supports the design and replacement of automatic vehicle location (AVL) and related equipment on buses. This equipment is vital to bus operations, bus location tracking Global Positioning System (GPS) and bus diagnostics.



Expected Outcome



Increases fleet availability and reliability through on board diagnostics that alert maintenance personnel of defects and failures that can be corrected proactively as measured by the Bus Fleet Reliability performance indicator [FY21 target ≥ 7,000 miles between failures]. Improves efficiency of revenue service through reliable GPS and route mapping abilities. Enables buses to communicate with Transit Signal Prioritization equipment along service routes.

Strategic Drivers

 Safety	 Security	 Reliability/SGR
---	--	---

Overall Status

(Programs are ongoing)

Development & Evaluation	
Implementation & Construction	
Operations Activation	

In Q1 the Disruption Management System contract has been awarded and equipment being installed. Router costs may not be incurred until FY2024. An award of AVL equipment is expected in Q2 FY2023. This Program is scheduled to conclude in FY2024 if all work is completed on time.

Budget and Funding (\$ Millions)

FY23 Current Budget	YTD % Budget Expended
\$11.73	0%

FY23 Funding Sources	YTD Expended
Formula	\$0.00
PRIIA	\$0.00
Other	\$0.00
Federal Subtotal	\$0.00
System Performance	\$0.00
Reimbursable/Other	\$0.00
DC Dedicated Funding	\$0.00
MD Dedicated Funding	\$0.00
VA Non-Restricted Dedicated Funding	\$0.00
VA Restricted Dedicated Funding	\$0.00
Local Subtotal	\$0.00
Debt	\$0.00
Net Accruals	\$0.00
Total FY23 Expenditures	\$0.00



WASHINGTON METROPOLITAN AREA TRANSIT AUTHORITY

(CIP0002)

Top 30 Active Contracts by Allocated CIP Value

Contract Number	Vendor	Activity	Contract Value	Allocated CIP Value	Contract Start Date	Contract Expiration Date
CQ18037	Clever Devices Ltd.	EQUIP_MATL	\$16,740,575	\$1,257,748	12/19/2017	12/18/2020
FQ15005B	Kimley-Horn and Associates, Inc.	CONSULT	\$3,132,809	\$338,454	6/16/2015	5/31/2020
FBMNT222109	Clever Devices Ltd.	EQUIP_MATL	\$2,427,129	\$2,427,129	3/4/2022	3/3/2023



WASHINGTON METROPOLITAN AREA TRANSIT AUTHORITY

(CIP0004) Bus Maintenance Facility and Equipment State of Good Repair Program

FY2023 Q1

Initiative Type: Program
 Investment Program: Maintenance/Overhaul
 Investment Category: Bus, Bus Facilities & Paratransit

Mode: Bus
 Location: Systemwide

Description

This program replaces existing equipment past useful life and provides new equipment to support the repair and maintenance of the bus and non-revenue fleets. Additionally, this project supports the construction of minor garage improvements.



Expected Outcome




Maximizes the efficiency of bus maintenance operations to support improved fleet availability as measured by the Bus Fleet Reliability performance indicator [FY21 target ≥7,000 miles between failures].

Strategic Drivers

		
Safety	Security	Reliability/SGR

Overall Status

(Programs are ongoing)

Development & Evaluation	
Implementation & Construction	
Operations Activation	

In FY2023 Q1 - The Bus simulator contract was awarded. Replacement tools for Bus maintenance is ongoing.

Budget and Funding (\$ Millions)

FY23 Current Budget	YTD % Budget Expended
\$4.49	6%

FY23 Funding Sources	YTD Expended
Formula	\$0.00
PRIIA	\$0.00
Other	\$0.00
Federal Subtotal	\$0.00
System Performance	\$0.00
Reimbursable/Other	\$0.00
DC Dedicated Funding	\$0.00
MD Dedicated Funding	\$0.00
VA Non-Restricted Dedicated Funding	\$0.00
VA Restricted Dedicated Funding	\$0.00
Local Subtotal	\$0.29
Debt	\$0.29
Net Accruals	(\$0.01)
Total FY23 Expenditures	\$0.28



WASHINGTON METROPOLITAN AREA TRANSIT AUTHORITY

(CIP0004)

Top 30 Active Contracts by Allocated CIP Value

Contract Number	Vendor	Activity	Contract Value	Allocated CIP Value	Contract Start Date	Contract Expiration Date
CQ19104	Dell Marketing LP	EQUIPMENT	\$194,300,000	\$104,176	7/23/2019	7/22/2023
FQ15191-FY18	Gannett Fleming-Parsons Joint Venture II	EQUIP_MATL	\$100,000,000	\$21,034	2/11/2017	3/31/2020
FQ15191-FY17R	Gannett Fleming-Parsons Joint Venture II	EQUIP_MATL	\$40,000,000	\$78,840	7/1/2016	7/31/2020
FQ16036B	The Matthews Group, Inc. T/A TMG Constru	CONSTRUCTION	\$17,932,226	\$202,889	10/10/2017	10/9/2022
FQ15194	CH2M HILL Inc	CONSULT	\$10,443,803	\$136,670	10/30/2015	10/29/2020
C20065	GRAINGER	EQUIPMENT	\$5,000,000	\$28,971	11/13/2019	12/21/2022
CBMNT222121-BTK--1	ETech Simulation Corp	EQUIP_MATL	\$1,010,000	\$1,010,000	7/29/2022	7/28/2023
CQ17121	Badger Mill Supply Corp	EQUIP_MATL	\$920,000	\$368,000	10/4/2017	9/25/2020
FQ19079	Alan Tye & Associates L.C.	EQUIPMENT	\$527,823	\$527,823	5/13/2019	5/12/2020
FQ19213	Snap On Tools Company	EQUIP_MATL	\$278,626	\$97,166	6/29/2020	6/28/2023
C20110	Better Engineering Mfg Inc	EQUIPMENT	\$259,104	\$259,104	4/29/2020	3/28/2021
C20166-RRR	Snap On Tools Company	EQUIPMENT	\$80,321	\$79,959	7/27/2020	7/26/2021
FQ14125	Global Networks, Inc.	EQUIP_MATL	\$56,809	\$56,809	9/4/2015	9/3/2020



WASHINGTON METROPOLITAN AREA TRANSIT AUTHORITY

(CIP0005) Bus Vehicle Rehabilitation Program

FY2023 Q1

Initiative Type: Program
 Investment Program: Maintenance/Overhaul
 Investment Category: Bus, Bus Facilities & Paratransit

Mode: Bus
 Location: Systemwide

Description

This program provides for the complete rehabilitation of bus mechanical, electrical and structural systems when a bus is approximately 7.5 years of age. Additionally, the program supports the procurement of components to replace those that can no longer be overhauled.



Expected Outcome

Allows Metro to achieve the maximum useful life of a bus which extends the period between bus replacements while minimizing routine maintenance costs. Also, maintains bus reliability and addresses reliable revenue service availability as measured by the Bus Fleet Reliability performance indicator [FY21 target ≥7,000 miles between failures].

Strategic Drivers

 Safety	 Security	 Reliability/SGR
---	--	---

Overall Status

(Programs are ongoing)

Development & Evaluation	
Implementation & Construction	●
Operations Activation	

In FY2023 Q1, 20 buses were rehabilitated, along with the rebuilding of 8 engine assemblies, 22 bus energy storage systems, 25 transmissions, and 27 fare boxes.

Budget and Funding (\$ Millions)

FY23 Current Budget	YTD % Budget Expended
\$56.39	17%

FY23 Funding Sources	YTD Expended
Formula	\$9.05
PRIIA	\$0.00
Other	\$0.00
Federal Subtotal	\$9.05
System Performance	\$0.74
Reimbursable/Other	\$0.00
DC Dedicated Funding	\$0.19
MD Dedicated Funding	\$0.18
VA Non-Restricted Dedicated Funding	\$0.13
VA Restricted Dedicated Funding	\$0.04
Local Subtotal	\$1.50
Debt	\$0.21
Net Accruals	(\$1.12)
Total FY23 Expenditures	\$9.43

Notes: All figures are preliminary and unaudited.



WASHINGTON METROPOLITAN AREA TRANSIT AUTHORITY

(CIP0005)

Top 30 Active Contracts by Allocated CIP Value

Contract Number	Vendor	Activity	Contract Value	Allocated CIP Value	Contract Start Date	Contract Expiration Date
CQ18034	Cummins Inc.	VEHICLE_REHAB	\$38,200,000	\$100,307	10/6/2017	10/4/2022
FQ17057A	Johnson & Towers Baltimore Inc	VEHICLE_REHAB	\$26,862,831	\$34,927	2/27/2017	2/23/2022
FQ19084	Johnson & Towers Baltimore Inc	VEHICLE_REHAB	\$25,343,678	\$6,555,749	10/18/2019	10/17/2023
FQ17057B	Dartco Transmission Sales & Service, Inc	VEHICLE_REHAB	\$25,000,000	\$359,901	2/27/2017	2/26/2022
FQ17036B	Direct Machinery Outlet Inc.	VEHICLE_REHAB	\$15,318,000	\$20,953	3/26/2017	3/23/2022
FQ15194	CH2M HILL Inc	CONSULT	\$14,343,738	\$1,523,328	10/30/2015	6/30/2022
FQ-15141A	Johnson & Towers	VEHICLE_REHAB	\$13,264,698	\$13,264,698	4/14/2015	12/31/2019
CQ18058B	The Aftermarket Parts Company LLC	VEHICLE_REHAB	\$11,041,456	\$9,867	6/14/2018	6/13/2023
CQ18035A	The Aftermarket Parts Company LLC	REPAIRABLES	\$10,000,000	\$39,668	1/6/2019	11/29/2019
FQ15159R	Needles Eye	VEHICLE_REHAB	\$8,417,793	\$1,161,585	8/14/2015	8/13/2022
FQ19022	Cummins Inc.	VEHICLE_REHAB	\$8,328,267	\$1,152,366	12/3/2018	12/2/2021
FQ19035	The Aftermarket Parts Company LLC	VEHICLE_REHAB	\$7,395,387	\$1,023,054	11/28/2018	11/27/2021
FQ17036G	Muncie Reclamation & Supply Co	REPAIRABLES	\$7,259,000	\$68,067	3/27/2017	3/26/2021
F20155	The Aftermarket Parts Company LLC	VEHICLE_REHAB	\$6,682,447	\$2,824,619	1/16/2021	7/21/2026
FQ19279BK	North Eastern Bus Rebuilders Inc.	VEHICLE_REHAB	\$6,365,898	\$342,793	11/19/2019	11/19/2020
FQ19034	The Aftermarket Parts Company LLC	VEHICLE_REHAB	\$5,051,769	\$734,197	12/14/2018	12/13/2021
CQ19074C	The Aftermarket Parts Company LLC	REPAIRABLES	\$5,000,000	\$15,151	1/23/2019	1/22/2020
FQ15182	Engineered Machined Products, Inc.	VEHICLE_REHAB	\$4,643,380	\$136,570	6/30/2015	10/7/2019
FQ18147	The Aftermarket Parts Company LLC	VEHICLE_REHAB	\$4,311,719	\$1,738,793	8/10/2018	8/9/2021
CQ-15176	GENFARE	VEHICLE_REHAB	\$3,725,722	\$22,420	9/1/2015	2/28/2021
FQ19052A	Johnson & Towers Baltimore Inc	VEHICLE_REHAB	\$3,265,548	\$11,397	1/23/2019	1/22/2022
FQ17108B	Johnson Truck Center LLC	REPAIRABLES	\$3,000,000	\$192,731	9/1/2017	8/31/2019
F20139	Modine Manufacturing Company	VEHICLE_REHAB	\$2,296,223	\$577,417	8/13/2020	8/12/2022
CQ18096A	Electric Sales & Service	VEHICLE_REHAB	\$2,165,873	\$2,765	6/6/2018	6/5/2023
CQ19031A	The Aftermarket Parts Company LLC	REPAIRABLES	\$2,000,000	\$4,400	12/12/2018	12/11/2020
CQ19030D	The Aftermarket Parts Company LLC	REPAIRABLES	\$1,500,000	\$43,941	12/12/2018	12/11/2019
FBMNT222119	Cummins Inc.	VEHICLE_REHAB	\$1,457,618	\$1,457,618	11/10/2021	11/9/2022
FQ19036	GENFARE	VEHICLE_REHAB	\$1,361,373	\$327,135	4/26/2019	4/25/2022
0000008711	Needles Eye	VEHICLE_REHAB	\$1,317,447	\$1,509,993	9/21/2022	9/20/2025
F20125	Cummins, Inc.	VEHICLE_REHAB	\$1,072,046	\$1,072,046	1/8/2021	1/7/2026
FQ17154	AROW Global Corporation	VEHICLE_REHAB	\$977,535	\$699,035	8/10/2017	8/9/2019
CQ19031E	Neopart Transit LLC	VEHICLE_REHAB	\$958,049	\$6,930	12/12/2018	12/13/2021

Notes: All figures are preliminary and unaudited.



WASHINGTON METROPOLITAN AREA TRANSIT AUTHORITY

Contract Number	Vendor	Activity	Contract Value	Allocated CIP Value	Contract Start Date	Contract Expiration Date
CQ19020C	Laird Plastics Inc	VEHICLE_REHAB	\$800,000	\$5,970	12/7/2018	12/6/2019
FBTRA222131	Lytix, Inc.	VEHICLE_REHAB	\$785,314	\$1,235,701	2/8/2022	2/3/2023
0000000088	The Aftermarket Parts Company LLC	VEHICLE_REHAB	\$758,637	\$36,250	10/24/2017	10/4/2019
FQ19024C	Gillig LLC	VEHICLE_REHAB	\$751,406	\$211,484	11/26/2018	11/25/2021
FQ16147	Albert Kemperle, Inc.	VEHICLE_REHAB	\$643,317	\$168,029	9/21/2016	9/20/2021
FQ16121	Lytix, Inc.	VEHICLE_REHAB	\$495,711	\$137,641	10/12/2016	10/11/2022
FQ17014	LIGHTBARS.COM LLC	VEHICLE_REHAB	\$479,952	\$121,176	1/30/2017	7/12/2019
0000000089	Cummins Inc.	VEHICLE_REHAB	\$440,451	\$110,501	10/5/2017	10/4/2019
FQ19024A	Laird Plastics Inc	VEHICLE_REHAB	\$432,500	\$52,472	11/26/2018	11/25/2020
CQ19126D	The Aftermarket Parts Company LLC	REPAIRABLES	\$400,000	\$5,417	3/26/2019	3/25/2020
FQ19128	BAE Systems Controls Inc	VEHICLE_REHAB	\$335,250	\$36,000	1/15/2020	1/13/2023
CQ19074D	Neopart Transit LLC	VEHICLE_REHAB	\$300,000	\$3,561	1/23/2019	1/22/2022
FQ16102	RAM Industrial Services, Inc.	REPAIRABLES	\$126,000	\$42,000	12/5/2016	12/4/2020
FQ19024B	The Aftermarket Parts Company LLC	VEHICLE_REHAB	\$100,446	\$50,223	11/26/2018	11/25/2019
CBMNT200209-RLW	The Aftermarket Parts Company LLC	VEHICLE_REHAB	\$0	\$584,975	6/5/2020	6/4/2021
CBMNT211029-BTK	The Aftermarket Parts Company LLC	VEHICLE_REHAB	\$0	\$1,546,316	1/29/2021	1/28/2022



WASHINGTON METROPOLITAN AREA TRANSIT AUTHORITY

(CIP0006) Bus Fleet Acquisition Program

FY2023 Q1

Initiative Type: Program
 Investment Program: Acquisition
 Investment Category: Bus, Bus Facilities & Paratransit

Mode: Bus
 Location: Systemwide

Description

This program acquires and replaces standard 30-foot, 40-foot buses and articulated buses consistent with the Metrobus Fleet Management Plan. It also includes training required to maintain a bus and the purchase of spare parts.



Expected Outcome

Provides customers with reliable and modern buses as measured by the Bus Fleet Reliability performance indicator [FY21 target ≥7,000 miles between failures]. Maintains an average fleet age of approximately 7.5 years.

Strategic Drivers

 Safety	 Security	 Reliability/SGR
---	--	---

Overall Status

(Programs are ongoing)

Development & Evaluation	
Implementation & Construction	
Operations Activation	

In Q1, Metro received 0 of the 95 40-foot Clean Diesel buses. Shortages of OEM parts have contributed to delays.

Budget and Funding (\$ Millions)

FY23 Current Budget	YTD % Budget Expended
\$67.42	1%

FY23 Funding Sources	YTD Expended
Formula	\$0.48
PRIIA	\$0.00
Other	\$0.00
Federal Subtotal	\$0.48
System Performance	\$0.00
Reimbursable/Other	\$0.00
DC Dedicated Funding	\$0.00
MD Dedicated Funding	\$0.00
VA Non-Restricted Dedicated Funding	\$0.00
VA Restricted Dedicated Funding	\$0.00
Local Subtotal	\$0.12
Debt	\$0.12
Net Accruals	\$0.03
Total FY23 Expenditures	\$0.63



WASHINGTON METROPOLITAN AREA TRANSIT AUTHORITY

(CIP0006)

Top 30 Active Contracts by Allocated CIP Value

Contract Number	Vendor	Activity	Contract Value	Allocated CIP Value	Contract Start Date	Contract Expiration Date
FQ18001	New Flyer of America Inc	EQUIP_MATL	\$318,837,268	\$228	4/23/2018	6/30/2023
FQ15194	CH2M HILL Inc	CONSULT	\$14,343,738	\$331,080	10/30/2015	6/30/2022
CBMNT211095 -A	Cummins, Inc.	3RD_PARTY	\$286,010	\$35,000	3/22/2021	3/23/2022



WASHINGTON METROPOLITAN AREA TRANSIT AUTHORITY

(CIP0007) Bus Closed Circuit Television Replacement Program

FY2023 Q1

Initiative Type: Program
 Mode: Bus
 Investment Program: Maintenance/Overhaul
 Location: Systemwide
 Investment Category: Bus, Bus Facilities & Paratransit

Description

This program replaces Metrobus closed circuit television (CCTV) camera systems on-board Metrobus vehicles to maintain a state of good repair on a lifecycle basis.



Expected Outcome

Monitors the interior of buses to deter crime and support the safety of customers and employees as measured by the Metrobus customer injury rate performance indicator [FY21 target of ≤154 injuries], the bus system employee injury rate performance indicator [FY21 target of ≤11.2 per 100 employees], and the rate of crimes against passengers performance indicator [FY21 target of ≤840 crimes]

Strategic Drivers

Safety	Security	Reliability/SGR

Overall Status

(Programs are ongoing)

Development & Evaluation	
Implementation & Construction	●
Operations Activation	●

Metro anticipates awarding a contract for Closed Circuit TV (CCTV) units for the entire bus fleet (1,583 buses) in Q2 of FY2023.

Budget and Funding (\$ Millions)

FY23 Current Budget	YTD % Budget Expended
\$21.05	0%

FY23 Funding Sources	YTD Expended
Formula	\$0.00
PRIIA	\$0.00
Other	\$0.00
Federal Subtotal	\$0.00
System Performance	\$0.00
Reimbursable/Other	\$0.00
DC Dedicated Funding	\$0.00
MD Dedicated Funding	\$0.00
VA Non-Restricted Dedicated Funding	\$0.00
VA Restricted Dedicated Funding	\$0.00
Local Subtotal	\$0.00
Debt	\$0.00
Net Accruals	\$0.00
Total FY23 Expenditures	\$0.00



WASHINGTON METROPOLITAN AREA TRANSIT AUTHORITY

(CIP0007)

Top 30 Active Contracts by Allocated CIP Value

Contract Number	Vendor	Activity	Contract Value	Allocated CIP Value	Contract Start Date	Contract Expiration Date
FQ15194	CH2M HILL Inc	CONSULT	\$14,343,738	\$232,602	10/30/2015	6/30/2022
FQ15186	Luminator Technology Group, Inc.	EQUIP_MATL	\$9,745,151	\$2,954,511	8/11/2016	8/31/2021



WASHINGTON METROPOLITAN AREA TRANSIT AUTHORITY

(CIP0009) Service Vehicle Acquisition Program

FY2023 Q1

Initiative Type: Program
 Investment Program: Support Equipment/Services
 Investment Category: Business & Operations Support

Mode: Systemwide
 Location: Systemwide

Description

This program acquires service and maintenance support vehicles, including police vehicles, primarily to replace vehicles that are past their useful life.



Expected Outcome

Maintains the fleet of service vehicles in a state of good repair and prevents potential safety and reliability problems.

Strategic Drivers

 Safety	 Security	 Reliability/SGR
---	--	---

Overall Status

(Programs are ongoing)

Development & Evaluation	
Implementation & Construction	●
Operations Activation	●

In Q1 FY2023, Metro received 21 of the 24 support vehicles. Material and production issues resulted in delays that are expected to continue through Q3.

Budget and Funding (\$ Millions)

FY23 Current Budget	YTD % Budget Expended
\$13.68	10%

FY23 Funding Sources	YTD Expended
Formula	\$0.00
PRIIA	\$0.00
Other	\$0.00
Federal Subtotal	\$0.00
System Performance	\$0.00
Reimbursable/Other	\$0.00
DC Dedicated Funding	\$0.47
MD Dedicated Funding	\$0.44
VA Non-Restricted Dedicated Funding	\$0.32
VA Restricted Dedicated Funding	\$0.09
Local Subtotal	\$1.33
Debt	\$0.00
Net Accruals	\$0.00
Total FY23 Expenditures	\$1.33



WASHINGTON METROPOLITAN AREA TRANSIT AUTHORITY

(CIP0009)

Top 30 Active Contracts by Allocated CIP Value

Contract Number	Vendor	Activity	Contract Value	Allocated CIP Value	Contract Start Date	Contract Expiration Date
CQ19250	Criswell Chevrolet	VEHICLES_OTHER	\$5,695,306	\$8,530	10/21/2019	9/30/2021
CQ19260C	Lindsay Ford LLC	VEHICLES_OTHER	\$5,017,868	\$5,017,868	5/29/2020	12/28/2020
0000007675C	Lindsay Ford LLC	VEHICLES_OTHER	\$2,639,772	\$2,580,700	6/7/2021	12/31/2022
0000007675A	Brian Hoskins Ford	VEHICLES_OTHER	\$2,451,005	\$2,451,005	6/7/2021	12/31/2022
CQ19260B	Brian Hoskins Ford	VEHICLES_OTHER	\$2,446,943	\$2,446,943	5/29/2020	12/31/2020
0000007675B	Criswell Chevrolet	VEHICLES_OTHER	\$1,323,636	\$1,233,376	6/7/2021	12/31/2022
CQ19260D	RK Chevrolet, Inc.	VEHICLES_OTHER	\$1,250,138	\$1,250,130	5/29/2020	12/28/2020
FSVMT211061	Samsara Inc	CONSTRUCTION	\$464,294	\$97,766	10/25/2021	10/24/2026
0000007675D	Western Star Trucks of Delmarva, LLC	VEHICLES_OTHER	\$349,695	\$349,695	6/7/2021	12/31/2022
CQ19260A	American Truck & Bus, Inc.	VEHICLES_OTHER	\$118,794	\$118,794	5/29/2020	12/31/2021



WASHINGTON METROPOLITAN AREA TRANSIT AUTHORITY

(CIP0010) Environmental Compliance Program

FY2023 Q1

Initiative Type: Program
 Investment Program: Support Equipment/Services
 Investment Category: Business & Operations Support

Mode: Systemwide
 Location: Systemwide

Description

This program designs, upgrades and replaces equipment and facilities to mitigate environmental impacts and maintain compliance with environmental regulations and directives from regulatory agencies.



Expected Outcome




Allows Metro operations to continue by protecting the region's natural resources and human health and complying with environmental regulations.

Strategic Drivers

 Safety	 Security	 Reliability/SGR
---	--	---

Overall Status

(Programs are ongoing)

Development & Evaluation	
Implementation & Construction	
Operations Activation	

Construction of the New Hampshire Ave Chiller Water Treatment Facility is currently ongoing. Solicitation for the replacement of underground storage tanks at New Carrollton, Greenbelt, and Glenmont yards will occur in late FY2023. Solicitation for pavement and stormwater work at 3421 Pennsy Drive is ongoing.

Budget and Funding (\$ Millions)

FY23 Current Budget	YTD % Budget Expended
\$7.45	26%

FY23 Funding Sources	YTD Expended
Formula	\$0.00
PRIIA	\$0.00
Other	\$0.00
Federal Subtotal	\$0.00
System Performance	\$0.10
Reimbursable/Other	\$0.00
DC Dedicated Funding	(\$0.01)
MD Dedicated Funding	\$0.00
VA Non-Restricted Dedicated Funding	\$0.00
VA Restricted Dedicated Funding	\$0.00
Local Subtotal	\$1.20
Debt	\$1.12
Net Accruals	\$0.75
Total FY23 Expenditures	\$1.96



WASHINGTON METROPOLITAN AREA TRANSIT AUTHORITY

(CIP0010)

Top 30 Active Contracts by Allocated CIP Value

Contract Number	Vendor	Activity	Contract Value	Allocated CIP Value	Contract Start Date	Contract Expiration Date
FQ15191-FY18	Gannett Fleming-Parsons Joint Venture II	CONSULT	\$100,000,000	\$50,000	2/11/2017	3/31/2020
FQ18033G	Gannett Fleming Engineers and Architects	CONSULT	\$96,700,000	\$283,811	8/23/2018	8/23/2023
FQ15192-FY18	Mott MacDonald I&E, LLC	CONSULT	\$75,000,000	\$10,000	3/8/2017	12/31/2019
FQ19172G	Gannett Fleming Engineers and Architects	ENGINEERING	\$73,200,000	\$368,553	10/3/2019	10/3/2024
FQ18033B	HNTB Corporation	ENGINEERING	\$67,141,893	\$85,676	8/2/2018	8/2/2023
FQ18033C	WSP USA Inc.	CONSULT	\$60,000,000	\$80,000	8/15/2018	8/15/2023
FQ19172M	Mott MacDonald-WSP Joint Venture	ENGINEERING	\$53,100,000	\$25,161	10/3/2019	10/3/2024
FQ16036A	Potomac Construction Co Inc	CONSTRUCTION	\$17,972,366	\$8,000	10/10/2017	10/9/2022
FQ16036B	The Matthews Group, Inc. T/A TMG Constru	CONSTRUCTION	\$17,932,226	\$53,335	10/10/2017	10/9/2022
FQ19172A	AECOM, USA, INC.	ENGINEERING	\$15,149,000	\$149,175	10/3/2019	10/3/2024
FQ18110	CHK America Inc	3RD_PARTY	\$14,443,906	\$36,330	4/12/2018	4/11/2023
FQ14085	URS Corporation	CONSULT	\$13,794,261	\$300,000	7/29/2014	7/28/2019
FQ19225	KCI Technologies Inc	CONSULT	\$6,426,185	\$200,000	7/29/2019	7/28/2024
FQ17155	W M Schlosser Co Inc	CONSTRUCTION	\$6,219,865	\$133,141	3/18/2019	5/5/2021
C20058	Potomac Construction Co Inc	CONSTRUCTION	\$4,290,569	\$262,710	9/3/2020	9/2/2021
FQ19172P	C C Johnson & Malhotra PC	CONSULT	\$200,000	\$117,369	10/3/2019	10/3/2024



WASHINGTON METROPOLITAN AREA TRANSIT AUTHORITY

(CIP0015) MetroAccess Fleet Acquisition

FY2023 Q1

Initiative Type: Program
 Investment Program: Acquisition
 Investment Category: Bus, Bus Facilities & Paratransit

Mode: Paratransit
 Location: Systemwide

Description

This program acquires vehicles for the paratransit fleet (MetroAccess), consistent with the MetroAccess fleet plan. Vehicle acquisition includes purchase of vans, minivans and sedans, in addition to making the necessary retrofits to add paratransit equipment and features. This program primarily supports the replacement of paratransit vehicles on a lifecycle basis.



Expected Outcome

Prevents future reliability problems within the fleet as measured by the MetroAccess fleet reliability metric [FY21 target ≥20,000 miles between failure]. Newer vehicles also incorporate updated ADA standards, customer feedback on improvements and improved fuel efficiency.

Strategic Drivers

Overall Status

(Programs are ongoing)

Development & Evaluation	
Implementation & Construction	●
Operations Activation	●

The delivery of 50 hybrid sedans is anticipated to begin in Q2 of FY2023. An RFP has been released for 100 minivans, with an RFP for 100 next generation paratransit vans anticipated in Q3 FY2023 due to low participation. GPS systems and mobile data terminal deliveries will also occur later in FY2023.

Budget and Funding (\$ Millions)

FY23 Current Budget	YTD % Budget Expended
\$18.42	1%

FY23 Funding Sources	YTD Expended
Formula	\$0.20
PRIIA	\$0.00
Other	\$0.00
Federal Subtotal	\$0.20
System Performance	\$0.00
Reimbursable/Other	\$0.00
DC Dedicated Funding	\$0.00
MD Dedicated Funding	\$0.00
VA Non-Restricted Dedicated Funding	\$0.00
VA Restricted Dedicated Funding	\$0.00
Local Subtotal	\$0.00
Debt	\$0.00
Net Accruals	\$0.00
Total FY23 Expenditures	\$0.21



WASHINGTON METROPOLITAN AREA TRANSIT AUTHORITY

(CIP0015)

Top 30 Active Contracts by Allocated CIP Value

Contract Number	Vendor	Activity	Contract Value	Allocated CIP Value	Contract Start Date	Contract Expiration Date
CQ19104	Dell Marketing LP	PARA_VAN	\$194,300,000	\$315,878	7/23/2019	7/22/2023
FQ16020	Sonny Merryman Inc.	PARA_VAN	\$46,671,413	\$17,540,510	4/29/2016	4/28/2021
FQ15194	CH2M HILL Inc	PARA_VAN	\$7,200,201	\$40,000	10/30/2015	10/29/2019
C20128	Sonny Merryman Inc.	PARA_SEDAN	\$6,040,850	\$5,977,307	6/29/2020	6/30/2021
FQ17031	Lytix, Inc.	PARA_VAN	\$2,491,132	\$175,082	2/15/2017	3/7/2022
CACCS211238	Sonny Merryman Inc.	PARA_SEDAN	\$1,784,150	\$1,784,150	2/7/2022	2/1/2023
FQ19235	Trapeze Software Group Inc	PARA_VAN	\$1,648,779	\$566,804	2/12/2021	2/11/2023



WASHINGTON METROPOLITAN AREA TRANSIT AUTHORITY

(CIP0024) Track Rehabilitation Program

FY2023 Q1

Initiative Type: Program
 Investment Program: Fixed Rail
 Investment Category: Track and Structures Rehabilitation

Mode: Rail
 Location: Systemwide

Description

This program replaces and rehabilitates the running rail and third rail track infrastructure and components to maintain a state of good repair.



Expected Outcome



Maintains track infrastructure in a state of good repair to prevent potential safety incidents and minimize disruptions to rail service as measured by the Rail Infrastructure Availability performance indicator [FY21 target ≤7.9% of track unavailable].

Strategic Drivers

 Safety	 Security	 Reliability/SGR
---	--	---

Overall Status

(Programs are ongoing)

Development & Evaluation	
Implementation & Construction	
Operations Activation	

Major component rehabilitation work is detailed in the narrative of the CIP Progress Report.

Budget and Funding (\$ Millions)

FY23 Current Budget	YTD % Budget Expended
\$81.04	33%

FY23 Funding Sources	YTD Expended
Formula	\$14.50
PRIIA	\$0.00
Other	\$0.00
Federal Subtotal	\$14.50
System Performance	(\$0.08)
Reimbursable/Other	\$0.00
DC Dedicated Funding	\$3.85
MD Dedicated Funding	\$3.60
VA Non-Restricted Dedicated Funding	\$2.57
VA Restricted Dedicated Funding	\$0.76
Local Subtotal	\$10.79
Debt	\$0.10
Net Accruals	\$1.36
Total FY23 Expenditures	\$26.65



WASHINGTON METROPOLITAN AREA TRANSIT AUTHORITY

(CIP0024)

Top 30 Active Contracts by Allocated CIP Value

Contract Number	Vendor	Activity	Contract Value	Allocated CIP Value	Contract Start Date	Contract Expiration Date
CQ19104	Dell Marketing LP	EQUIP_MATL	\$194,300,000	\$1,358	7/23/2019	7/22/2023
FQ15192-FY19	Mott MacDonald I&E, LLC	ENGINEERING	\$100,000,000	\$688,849	11/4/2017	6/30/2020
FQ18033F	DHA/RK&K Joint Venture	CONSULT	\$93,000,000	\$556,743	8/16/2018	8/16/2023
FQ15191-FY19	Gannett Fleming-Parsons Joint Venture II	CONSULT	\$75,000,000	\$169,420	5/2/2017	6/30/2021
FQ15192-FY18	Mott MacDonald I&E, LLC	CONSULT	\$75,000,000	\$525,780	3/8/2017	12/31/2019
FQ19172G	Gannett Fleming Engineers and Architects	ENGINEERING	\$70,250,000	\$7,379,143	10/3/2019	10/3/2024
FQ17095	Bullock Construction Inc	3RD_PARTY	\$60,000,000	\$12,390,724	7/19/2017	6/29/2020
FQ19172M	Mott MacDonald-WSP Joint Venture	ENGINEERING	\$55,500,000	\$99,516	10/3/2019	10/3/2024
FQ18033G	Gannett Fleming Engineers and Architects	CONSULT	\$49,000,000	\$714,743	8/23/2018	8/23/2023
FQ15192-FY20	Mott MacDonald I&E, LLC	CONSULT	\$46,000,000	\$41,490	7/18/2019	3/6/2021
FQ15192-FY17	Mott MacDonald I&E, LLC	CONSULT	\$40,000,000	\$1,037,005	7/8/2016	3/31/2020
FQ18033E	Louis Berger (DC), PLLC/Urban Engineers	CONSULT	\$22,500,000	\$5,577,877	8/21/2018	8/21/2023
FQ17131	A & K Railroad Materials Inc	EQUIP_MATL	\$15,181,190	\$9,466,350	7/18/2017	7/17/2023
FQ16119	Progress Rail Services Corporation	EQUIP_MATL	\$12,069,650	\$2,011,500	6/10/2016	7/9/2021
C20113	Transportation Management Service Inc	3RD_PARTY	\$10,784,752	\$27,684	5/22/2020	5/21/2022
FQ17129A	Pandrol USA LP	EQUIP_MATL	\$10,020,350	\$22,070	7/13/2017	7/10/2022
C20088B	Yankee Line Transportation Management	3RD_PARTY	\$7,316,153	\$236,522	6/6/2020	2/2/2023
FQ17132	Unitrac Railroad Materials, Inc.	EQUIP_MATL	\$5,458,382	\$728,271	3/2/2018	3/1/2023
C20065	GRAINGER	EQUIP_MATL	\$5,000,000	\$36,628	11/13/2019	12/21/2022
CQ18197-COOP-1	GRAINGER	EQUIP_MATL	\$5,000,000	\$57,550	11/1/2018	10/21/2019
F200000123	OTAS Inc	3RD_PARTY	\$4,870,112	\$577,292	10/23/2019	10/31/2023
FQ17133	Atlantic Track & Turnout Co	EQUIP_MATL	\$4,321,365	\$509,700	12/8/2017	12/7/2019
FQ15243	Hands On, LLC	3RD_PARTY	\$3,316,093	\$355,663	11/20/2015	6/30/2021
FQ15205	Sharp And Company	3RD_PARTY	\$3,133,811	\$81,905	1/8/2016	1/7/2020
FQ19027	Piping and Corrosion Specialties, Inc.	3RD_PARTY	\$3,115,410	\$836,408	11/29/2018	2/14/2023
FQ17136R	Delta Railroad Construction	EQUIP_MATL	\$2,630,924	\$660,480	7/20/2017	7/19/2023
FQ19043	Stella-Jones Corporation	EQUIP_MATL	\$2,073,607	\$70,366	10/26/2018	11/30/2020
FQ18230	White Cap	EQUIP_MATL	\$2,000,000	\$122,248	3/8/2019	3/7/2021
F20151A	Daylily Landscaping, LLC	3RD_PARTY	\$1,897,500	\$348,600	11/12/2020	10/31/2022
FQ20000C	Digging & Rigging, Inc.	3RD_PARTY	\$1,800,000	\$600,000	4/20/2020	4/30/2023
FTRST211040	Stella-Jones Corporation	EQUIP_MATL	\$1,531,434	\$545,400	11/30/2020	11/30/2025
FTRST211097-FQ	Hands On, LLC	3RD_PARTY	\$1,422,000	\$1,422,000	6/15/2021	6/14/2025
CRAIL21004	Net Consulting Group Inc	ENGINEERING	\$1,150,000	\$1,000,495	7/6/2021	7/6/2023

Notes: All figures are preliminary and unaudited.



WASHINGTON METROPOLITAN AREA TRANSIT AUTHORITY

Contract Number	Vendor	Activity	Contract Value	Allocated CIP Value	Contract Start Date	Contract Expiration Date
CQ19118	Unitrac Railroad Materials, Inc.	EQUIP_MATL	\$1,084,281	\$1,084,281	4/17/2019	4/30/2020
FQ17129B	Lewis Bolt & Nut Company	EQUIP_MATL	\$1,000,000	\$106,000	7/13/2017	7/13/2022
FQ19063	Academy Express, LLC	3RD_PARTY	\$627,922	\$627,922	10/31/2018	12/8/2019
F20098	White Cap	EQUIP_MATL	\$533,066	\$533,066	3/9/2020	3/8/2021
FQ20000A	Crane Masters Inc	3RD_PARTY	\$500,000	\$500,000	4/1/2020	4/1/2021
FQ19201	Western Star Trucks of Delmarva, LLC	EQUIP_MATL	\$430,418	\$430,418	7/23/2019	12/31/2019
FQ19154	Western Star Trucks of Delmarva, LLC	EQUIP_MATL	\$308,740	\$308,740	10/31/2019	10/31/2020
C20068	Koppers Inc	EQUIP_MATL	\$255,598	\$255,598	12/11/2020	3/11/2021
C20063	Atlantic Hardware Supply	EQUIP_MATL	\$221,087	\$221,087	1/27/2020	7/27/2020
FQ20000B	Crane Service Company Inc	3RD_PARTY	\$200,000	\$200,000	3/19/2020	3/19/2021
F20151B	Deangelo Brothers LLC	3RD_PARTY	\$0	\$108,000	12/7/2020	12/31/2025
FQ19130	Lawson Concrete LLC	EQUIP_MATL	\$0	\$125,306	6/3/2019	5/16/2024
FQ19276A	Atlantic Track & Turnout Co	EQUIP_MATL	\$0	\$1,144,950	12/30/2019	12/3/2024



WASHINGTON METROPOLITAN AREA TRANSIT AUTHORITY

(CIP0025) Roadway Equipment and Vehicle Program

FY2023 Q1

Initiative Type: Program
 Investment Program: Fixed Rail
 Investment Category: Track and Structures Rehabilitation

Mode: Rail
 Location: Systemwide

Description

This program acquires roadway maintenance machines (RMM) used to maintain, repair, construct and inspect track and infrastructure across the system. This program replaces equipment that has reached the end of its useful life and is no longer feasible to maintain.



Expected Outcome




Maximizes productivity of maintenance work through timely replacement of track equipment to address equipment availability, reliability, and fewer work delays due to equipment breakdowns. This state of good repair program supports the efficient use of work time for track outages.

Strategic Drivers

		
Safety	Security	Reliability/SGR

Overall Status

(Programs are ongoing)

Development & Evaluation	
Implementation & Construction	
Operations Activation	

As of Q1 FY2023, Metro received two tie plate inserters and conducted operator and maintenance training for drain cleaners. Delivery of one bridge inspection unit and acceptance of swin loader machines is anticipated in Q2. Delivery of flat cars, ballast cars and down and under prime mover are anticipated in FY2024.

Budget and Funding (\$ Millions)

FY23 Current Budget	YTD % Budget Expended
\$17.32	4%

FY23 Funding Sources	YTD Expended
Formula	\$0.00
PRIIA	\$0.00
Other	\$0.00
Federal Subtotal	\$0.00
System Performance	\$0.01
Reimbursable/Other	\$0.00
DC Dedicated Funding	\$0.00
MD Dedicated Funding	\$0.00
VA Non-Restricted Dedicated Funding	\$0.00
VA Restricted Dedicated Funding	\$0.00
Local Subtotal	\$0.57
Debt	\$0.56
Net Accruals	\$0.12
Total FY23 Expenditures	\$0.68



WASHINGTON METROPOLITAN AREA TRANSIT AUTHORITY

(CIP0025)

Top 30 Active Contracts by Allocated CIP Value

Contract Number	Vendor	Activity	Contract Value	Allocated CIP Value	Contract Start Date	Contract Expiration Date
C20147	K&J Consulting Services Inc	CONSULT	\$19,773,890	\$225,000	9/30/2020	10/31/2025
FQ19196	LTK Engineering Services	ENGINEERING	\$18,477,601	\$1,500,000	7/23/2019	7/22/2024
CQ9205 - FY19	LTK Engineering Services	ENGINEERING	\$15,234,969	\$249,916	6/13/2018	6/30/2020
FQ19106-B	HARSCO Metro Rail LLC	EQUIP_MATL	\$5,793,183	\$4,983	1/13/2020	3/30/2023
FQ19106-A	HARSCO Metro Rail LLC	EQUIPMENT	\$3,063,000	\$3,063,000	10/30/2019	10/29/2020
FQ19210-C	Swingmaster Corporation	EQUIPMENT	\$2,749,170	\$4,170	9/3/2019	3/2/2021
FQ19210-A	Racine Railroad Products Inc	EQUIP_MATL	\$1,643,834	\$63,963	11/12/2019	9/29/2022
FQ19210-B	Racine Railroad Products Inc	EQUIP_MATL	\$1,030,104	\$51,320	11/12/2019	9/15/2022
CQ19173	Gensco American Inc.	EQUIPMENT	\$386,361	\$386,361	6/21/2019	6/20/2020
FQ19082	ENSCO Rail, Inc.	EQUIP_MATL	\$292,416	\$292,416	2/4/2019	7/31/2019
FQ19115	Jesco, Inc	EQUIP_MATL	\$195,861	\$195,861	4/11/2019	4/11/2020
FQ19094	K Neal International Trucks Inc	EQUIP_MATL	\$191,950	\$191,950	3/26/2019	3/25/2020



WASHINGTON METROPOLITAN AREA TRANSIT AUTHORITY

(CIP0029) Warehouse Storage Improvements

FY2023 Q1

Initiative Type: Project
 Investment Program:
 Investment Category: Business & Operations Support

Mode: Systemwide
 Location:

Description

This project installs and reorganizes vertical and horizontal storage units, shelving and racking for storage of repair parts in order to allow greater storage capacity, inventory accuracy and enhanced safety. This project also upgrades parts storage systems with bar code systems for better parts location features.



Expected Outcome

This project supports Metro's state of good repair.

Strategic Drivers

 Safety	 Security	 Reliability/SGR
---	--	---

Overall Status

Development & Evaluation	
Implementation & Construction	
Operations Activation	

The reconstruction is 95% complete of two RemStar units. Final payment is scheduled for Q2 FY2023.

Budget and Funding (\$ Millions)

FY23 Current Budget	YTD % Budget Expended

FY23 Funding Sources	YTD Expended
Formula	
PRIIA	
Other	
Federal Subtotal	
System Performance	
Reimbursable/Other	
DC Dedicated Funding	
MD Dedicated Funding	
VA Non-Restricted Dedicated Funding	
VA Restricted Dedicated Funding	
Local Subtotal	
Debt	
Net Accruals	
Total FY23 Expenditures	

Notes: All figures are preliminary and unaudited.



There are no active contracts associated with this CIP



(CIP0030) Currency Processing Machines

FY2023 Q1

Initiative Type:
 Investment Program:
 Investment Category: Business & Operations Support

Mode:
 Location:

Description

This project acquires currency sorting and handling equipment for bus and rail operations as well as upgrades existing processing hardware and operating software.



Expected Outcome

This project supports Metro's financial responsibility.

Strategic Drivers

 Safety	 Security	 Reliability/SGR
---	--	---

Overall Status

Development & Evaluation	
Implementation & Construction	
Operations Activation	

Budget and Funding (\$ Millions)

FY23 Current Budget	YTD % Budget Expended

FY23 Funding Sources	YTD Expended
Formula	
PRIIA	
Other	
Federal Subtotal	
System Performance	
Reimbursable/Other	
DC Dedicated Funding	
MD Dedicated Funding	
VA Non-Restricted Dedicated Funding	
VA Restricted Dedicated Funding	
Local Subtotal	
Debt	
Net Accruals	
Total FY23 Expenditures	



There are no active contracts associated with this CIP



WASHINGTON METROPOLITAN AREA TRANSIT AUTHORITY

(CIP0033) Revenue Facility Equipment Replacement

FY2023 Q1

Initiative Type: Project
 Investment Program:
 Investment Category: Business & Operations Support

Mode: Bus
 Location:

Description

This program replaces and rehabilitates deteriorated bus bins, cash vaults and other equipment used to collect and transport cash and coins.



Expected Outcome

Improves bus revenue processing reliability by reducing equipment failures.

Strategic Drivers

Safety	Security	Reliability/SGR

Overall Status

(Programs are ongoing)

Development & Evaluation	
Implementation & Construction	
Operations Activation	

Metro is soliciting a vault safe, POS equipment, and an Uninterruptible Power Supply device. Supply chain delays have pushed anticipated delivery to Q3 FY2023.

Budget and Funding (\$ Millions)

FY23 Current Budget	YTD % Budget Expended

FY23 Funding Sources	YTD Expended
Formula	
PRIIA	
Other	
Federal Subtotal	
System Performance	
Reimbursable/Other	
DC Dedicated Funding	
MD Dedicated Funding	
VA Non-Restricted Dedicated Funding	
VA Restricted Dedicated Funding	
Local Subtotal	
Debt	
Net Accruals	
Total FY23 Expenditures	



WASHINGTON METROPOLITAN AREA TRANSIT AUTHORITY

(CIP0033)

Top 30 Active Contracts by Allocated CIP Value

Contract Number	Vendor	Activity	Contract Value	Allocated CIP Value	Contract Start Date	Contract Expiration Date
C20074	GENFARE	EQUIP_MATL	\$648,252	\$330,690	12/5/2019	12/4/2022



WASHINGTON METROPOLITAN AREA TRANSIT AUTHORITY

(CIP0034) Revenue Collection Facility Rehabilitation

FY2023 Q1

Initiative Type: Project
 Investment Program: Support Equipment/Services
 Investment Category: Business & Operations Support

Mode: Systemwide
 Location: Commonwealth of Virginia

Description

This project will rehabilitate the revenue collection facility where Metro processes revenue and restore it to a state of good repair.



Expected Outcome

Rehabilitate Metro's facility to maintain efficient and secure revenue collection operations.

Strategic Drivers

Safety Security Reliability/SGR

Overall Status

Development & Evaluation	
Implementation & Construction	●
Operations Activation	●

Design development of facility improvements is ongoing at 90% with a Q3 FY2023 completion timeline.

Budget and Funding (\$ Millions)

FY23 Current Budget	YTD % Budget Expended
\$1.65	-18%

FY23 Funding Sources	YTD Expended
Formula	\$0.00
PRIIA	\$0.00
Other	\$0.00
Federal Subtotal	\$0.00
System Performance	\$0.00
Reimbursable/Other	\$0.00
DC Dedicated Funding	\$0.00
MD Dedicated Funding	\$0.00
VA Non-Restricted Dedicated Funding	\$0.00
VA Restricted Dedicated Funding	\$0.00
Local Subtotal	\$0.02
Debt	\$0.02
Net Accruals	(\$0.31)
Total FY23 Expenditures	(\$0.30)



WASHINGTON METROPOLITAN AREA TRANSIT AUTHORITY

(CIP0034)

Top 30 Active Contracts by Allocated CIP Value

Contract Number	Vendor	Activity	Contract Value	Allocated CIP Value	Contract Start Date	Contract Expiration Date
FQ16036B	The Matthews Group, Inc. T/A TMG Constru	CONSTRUCTION	\$17,171,339	\$136,522	10/10/2017	10/9/2022
FQ19172L	Johnson, Mirmiran & Thompson Inc.	ENGINEERING	\$5,000,000	\$2,408,142	10/3/2019	10/3/2024



WASHINGTON METROPOLITAN AREA TRANSIT AUTHORITY

(CIP0035) Bicycle and Pedestrian Facility Rehabilitation

FY2023 Q1

Initiative Type: Program
 Investment Program: Platforms & Structures
 Investment Category: Stations and Passenger Facilities

Mode: Rail
 Location: Systemwide

Description

This program will improve non-vehicular access to Metrorail stations including: replacing bicycle racks and lockers that have reached the end of their useful life; as well as improving sidewalks and curb designs.



Expected Outcome

Improves the safety and security of customers through updated pedestrian access routes and bicycle storage facilities as measured by the Metrorail customer injury rate performance indicator [FY21 target of ≤177 injuries] and the rate of crimes against passengers performance indicator [FY21 target of ≤840 crimes]. Supports the region's goals of reducing vehicle use by providing additional and updated options to access Metrorail facilities by foot or bicycle.

Strategic Drivers

Overall Status

(Programs are ongoing)

Development & Evaluation	
Implementation & Construction	●
Operations Activation	●

Metro awarded a contract for the installation of 285 bicycle lockers, 203 bicycle racks, and 60 automated bicycle racks (securable through a mobile application) in Q1 FY2023.

Budget and Funding (\$ Millions)

FY23 Current Budget	YTD % Budget Expended
\$3.58	5%

FY23 Funding Sources	YTD Expended
Formula	\$0.00
PRIIA	\$0.00
Other	\$0.00
Federal Subtotal	\$0.00
System Performance	\$0.00
Reimbursable/Other	\$0.00
DC Dedicated Funding	\$0.03
MD Dedicated Funding	\$0.03
VA Non-Restricted Dedicated Funding	\$0.02
VA Restricted Dedicated Funding	\$0.01
Local Subtotal	\$0.10
Debt	\$0.00
Net Accruals	\$0.08
Total FY23 Expenditures	\$0.18



WASHINGTON METROPOLITAN AREA TRANSIT AUTHORITY

(CIP0035)

Top 30 Active Contracts by Allocated CIP Value

Contract Number	Vendor	Activity	Contract Value	Allocated CIP Value	Contract Start Date	Contract Expiration Date
FQ15191-FY18	Gannett Fleming-Parsons Joint Venture II	CONSULT	\$100,000,000	\$13,000	2/11/2017	3/31/2020
FQ18033D	Jacobs Engineering Group, Inc.	CONSULT	\$86,000,000	\$1,592,559	8/21/2018	8/21/2023
CIT01211282	Copper River Information Technology	EQUIP_MATL	\$22,061,314	\$18,024	7/26/2021	7/31/2024
FQ16036A	Potomac Construction Co Inc	CONSTRUCTION	\$18,371,026	\$22,000	10/10/2017	10/9/2022
CQ19029	Insight Public Sector, Inc.	EQUIP_MATL	\$14,210,561	\$1,047	8/1/2018	7/31/2021
FQ11289-FY17	Potomac Construction Co Inc	CONSTRUCTION	\$0	\$92,000	1/12/2017	11/30/2019

Notes: All figures are preliminary and unaudited.



WASHINGTON METROPOLITAN AREA TRANSIT AUTHORITY

(CIP0036) Procurement Program Support

FY2023 Q1

Initiative Type: Program
 Investment Program: Support Equipment/Services
 Investment Category: Business & Operations Support

Mode: Systemwide
 Location: Systemwide

Description

Staff support for capital program procurement activity including support for the management and oversight of Metro's Small Business and Disadvantaged Business Enterprise Programs.



Expected Outcome

Addresses Metro compliance with federal and local jurisdictional regulations, including those regarding minority and small business contracting matters, and supports timely procurement of capital program and project contracts.

Strategic Drivers

Safety Security Reliability/SGR

Overall Status

(Programs are ongoing)

Development & Evaluation	
Implementation & Construction	●
Operations Activation	

Budget and Funding (\$ Millions)

FY23 Current Budget	YTD % Budget Expended
\$12.99	14%

FY23 Funding Sources	YTD Expended
Formula	\$0.00
PRIIA	\$0.00
Other	\$0.00
Federal Subtotal	\$0.00
System Performance	\$1.93
Reimbursable/Other	\$0.00
DC Dedicated Funding	\$0.00
MD Dedicated Funding	\$0.00
VA Non-Restricted Dedicated Funding	\$0.00
VA Restricted Dedicated Funding	\$0.00
Local Subtotal	\$1.93
Debt	\$0.00
Net Accruals	(\$0.08)
Total FY23 Expenditures	\$1.85

Notes: All figures are preliminary and unaudited.



WASHINGTON METROPOLITAN AREA TRANSIT AUTHORITY

(CIP0036)

Top 30 Active Contracts by Allocated CIP Value

Contract Number	Vendor	Activity	Contract Value	Allocated CIP Value	Contract Start Date	Contract Expiration Date
FQ18033C	WSP USA Inc.	CONSULT	\$73,566,000	\$249,721	8/15/2018	8/15/2023



WASHINGTON METROPOLITAN AREA TRANSIT AUTHORITY

(CIP0039) System Planning and Development

FY2023 Q1

Initiative Type: Program
 Investment Program: Support Equipment/Services
 Investment Category: Business & Operations Support

Mode: Systemwide
 Location: Systemwide

Description

This program conducts near-term and long-range planning studies and produces plans for station improvements that improve pedestrian flow, travel time, customer experience, vertical transportation, bus and rail operations, and station access.



Expected Outcome

Allows Metro to continue to improve service to equitably meet customer and regional needs.

Strategic Drivers



Safety



Security



Reliability/SGR

Overall Status

(Programs are ongoing)

Development & Evaluation	●
Implementation & Construction	●
Operations Activation	●

Metro has multiple ongoing studies aimed at analyzing trends and issues impacting the regional bus network. A new Bus Network Redesign (BNR) study is underway as of Q1 FY2023, which will review all aspects of bus service related to Metrobus, Prince George's County's TheBus and the City of Fairfax's CUE systems.

Budget and Funding (\$ Millions)

FY23 Current Budget	YTD % Budget Expended
\$9.71	4%

FY23 Funding Sources	YTD Expended
Formula	\$0.00
PRIIA	\$0.00
Other	\$0.00
Federal Subtotal	\$0.00
System Performance	\$0.33
Reimbursable/Other	\$0.00
DC Dedicated Funding	\$0.00
MD Dedicated Funding	\$0.00
VA Non-Restricted Dedicated Funding	\$0.00
VA Restricted Dedicated Funding	\$0.00
Local Subtotal	\$0.33
Debt	\$0.00
Net Accruals	\$0.02
Total FY23 Expenditures	\$0.35

Notes: All figures are preliminary and unaudited.



WASHINGTON METROPOLITAN AREA TRANSIT AUTHORITY

(CIP0039)

Top 30 Active Contracts by Allocated CIP Value

Contract Number	Vendor	Activity	Contract Value	Allocated CIP Value	Contract Start Date	Contract Expiration Date
FQ18033A	Parsons Transportation Group Inc	CONSULT	\$74,000,000	\$232,653	9/24/2018	9/24/2023
FQ15005A	AECOM, USA, INC.	CONSULT	\$9,496,870	\$189,421	6/5/2015	5/31/2020
FQ15005B	Kimley-Horn and Associates, Inc.	CONSULT	\$4,958,975	\$36,008	6/16/2015	5/31/2020
C20102H	Kimley-Horn and Associates, Inc.	CONSULT	\$3,999,898	\$3,999,898	10/1/2020	9/30/2023
C20102K	VHB - Vanasse Hangen Brustlin, Inc.	CONSULT	\$3,207,611	\$2,500,077	10/1/2020	9/30/2023
FQ15005C	VHB - Vanasse Hangen Brustlin, Inc.	CONSULT	\$2,690,515	\$407,336	6/5/2015	5/31/2020
C20102B	Cambridge Systematics, Inc.	CONSULT	\$1,876,187	\$197,326	10/1/2020	9/30/2023
CQ20005	Massachusetts Institute of Technology	CONSULT	\$1,603,194	\$1,603,194	6/22/2021	6/30/2024
CPLAN211091	MVS, Inc.	IT_SOFTWARE_OTH	\$654,118	\$322,174	12/8/2020	12/14/2022
CQ17127	KORBATO	CONSULT	\$610,500	\$128,000	8/10/2017	8/9/2022
C20102F	IBI Group Professional Services USA Inc	CONSULT	\$548,127	\$143,146	10/1/2020	9/30/2023
FQ15124_ANN	Annuk Incorporated	CONSULT	\$0	\$123,100	4/14/2016	4/30/2021



WASHINGTON METROPOLITAN AREA TRANSIT AUTHORITY

(CIP0042) Asset Management Software Improvements

FY2023 Q1

Initiative Type: Program
 Investment Program: IT
 Investment Category: Business & Operations Support

Mode: Systemwide
 Location: Systemwide

Description

This program evaluates Metro's asset management business practices and supports implementation of new software.



Expected Outcome

Allows Metro to better maintain assets due to improved awareness of condition and more efficient tracking of assets throughout their lifecycle from initial procurement to disposal.

Strategic Drivers

 Safety	 Security	 Reliability/SGR
---	--	---

Overall Status

(Programs are ongoing)

Development & Evaluation	
Implementation & Construction	●
Operations Activation	

Metro is completing tasks related to the decommissioning of the Windchill application and consolidation of PLM functionality into Metro's existing asset management system. In Q1FY2023 a New Task Order is in the approval process. Metro expects Expect NTP in Q3 FY2023. Migration of Document Control Process and historical content into Documentum has begun.

Budget and Funding (\$ Millions)

FY23 Current Budget	YTD % Budget Expended
\$1.00	0%

FY23 Funding Sources	YTD Expended
Formula	\$0.00
PRIIA	\$0.00
Other	\$0.00
Federal Subtotal	\$0.00
System Performance	\$0.01
Reimbursable/Other	\$0.00
DC Dedicated Funding	\$0.00
MD Dedicated Funding	\$0.00
VA Non-Restricted Dedicated Funding	\$0.00
VA Restricted Dedicated Funding	\$0.00
Local Subtotal	\$0.01
Debt	\$0.00
Net Accruals	(\$0.01)
Total FY23 Expenditures	\$0.00

Notes: All figures are preliminary and unaudited.



WASHINGTON METROPOLITAN AREA TRANSIT AUTHORITY

(CIP0042)

Top 30 Active Contracts by Allocated CIP Value

Contract Number	Vendor	Activity	Contract Value	Allocated CIP Value	Contract Start Date	Contract Expiration Date
FQ14079	Birlasoft Consulting Inc.	CONSULT	\$8,607,434	\$55,962	9/15/2014	9/14/2019
FQ15124_C2H	CH2M HILL Inc	CONSULT	\$0	\$499,808	4/14/2016	4/30/2021



WASHINGTON METROPOLITAN AREA TRANSIT AUTHORITY

(CIP0043) Bus and Rail Scheduling and Operations Software Improvements

FY2023 Q1

Initiative Type: Project
 Investment Program: IT
 Investment Category: Business & Operations Support

Mode: Systemwide
 Location: Systemwide

Description

This project will acquire software for both bus and rail scheduling functions.



Expected Outcome

Increase the flexibility and efficiency of creating revenue service schedules to meet the needs of customers while reducing costs associated with operating and maintaining the system.

Strategic Drivers

		
Safety	Security	Reliability/SGR

Overall Status

Development & Evaluation	
Implementation & Construction	●
Operations Activation	●

In Q1 In Phase 1 of Rail Scheduling and bid web upgrade was postponed. Phase 2 of Daily Rail working sessions is ongoing and detailed digital designs are scheduled for Q3.

Budget and Funding (\$ Millions)

FY23 Current Budget	YTD % Budget Expended
\$5.12	5%

FY23 Funding Sources	YTD Expended
Formula	\$0.00
PRIIA	\$0.00
Other	\$0.00
Federal Subtotal	\$0.00
System Performance	\$0.15
Reimbursable/Other	\$0.00
DC Dedicated Funding	\$0.03
MD Dedicated Funding	\$0.03
VA Non-Restricted Dedicated Funding	\$0.02
VA Restricted Dedicated Funding	\$0.01
Local Subtotal	\$0.24
Debt	\$0.01
Net Accruals	\$0.01
Total FY23 Expenditures	\$0.24

Notes: All figures are preliminary and unaudited.



WASHINGTON METROPOLITAN AREA TRANSIT AUTHORITY

(CIP0043)

Top 30 Active Contracts by Allocated CIP Value

Contract Number	Vendor	Activity	Contract Value	Allocated CIP Value	Contract Start Date	Contract Expiration Date
FQ18033C	WSP USA Inc.	CONSULT	\$70,000,000	\$37,048	8/15/2018	8/15/2023
CQ19104	Dell Marketing LP	IT_HARDWARE_BUS	\$55,000,000	\$19,589	7/23/2019	7/22/2022
C20059	Giro Inc	CONSULT	\$8,062,440	\$8,062,440	2/14/2022	2/13/2023
CQ18192	Trapeze Software Group Inc	IT_SOFTWARE_BUS	\$5,899,467	\$238,036	9/1/2019	6/30/2021
FQ15124_COM	Compass Solutions LLC	CONSULT	\$0	\$7,680	4/14/2016	4/30/2020
FQ15124_ESI	Elegant Enterprise Wide Solutions, Inc.	CONSULT	\$0	\$144,000	4/14/2016	4/30/2020



WASHINGTON METROPOLITAN AREA TRANSIT AUTHORITY

(CIP0056) Rail Service Management Software Improvements

FY2023 Q1

Initiative Type: Program
 Investment Program: IT
 Investment Category: Business & Operations Support

Mode: Rail
 Location: Systemwide

Description

This program will provide software updates and system integration between the Rail Operations Control Center (ROCC) and Passenger Information Display System (PIDS) at each station, ensuring train information is accurate and available to customers.



Expected Outcome

Provides information to Metrorail customers and employees regarding train arrival schedules and service disruptions.

Strategic Drivers

Overall Status

(Programs are ongoing)

Development & Evaluation	●
Implementation & Construction	●
Operations Activation	●

Metro continues making regular upgrades to Passenger Information Display Systems (PIDS). Metro has also deployed Advanced Information Management system software for Silver Line Phase II stations and begun the procurement process for the Potomac Yard station. All hardware has been ordered for Potomac Yard. Supply chain delays resulting in over \$3M in outstanding orders yet to be received. Anticipate full delivery by March 2023.

Budget and Funding (\$ Millions)

FY23 Current Budget	YTD % Budget Expended
\$7.81	3%

FY23 Funding Sources	YTD Expended
Formula	\$0.00
PRIIA	\$0.00
Other	\$0.00
Federal Subtotal	\$0.00
System Performance	\$0.22
Reimbursable/Other	\$0.00
DC Dedicated Funding	\$0.00
MD Dedicated Funding	\$0.00
VA Non-Restricted Dedicated Funding	\$0.00
VA Restricted Dedicated Funding	\$0.00
Local Subtotal	\$0.22
Debt	\$0.00
Net Accruals	\$0.01
Total FY23 Expenditures	\$0.23

Notes: All figures are preliminary and unaudited.



WASHINGTON METROPOLITAN AREA TRANSIT AUTHORITY

(CIP0056)

Top 30 Active Contracts by Allocated CIP Value

Contract Number	Vendor	Activity	Contract Value	Allocated CIP Value	Contract Start Date	Contract Expiration Date
CQ19104	Dell Marketing LP	IT_HARDWRE_RAIL	\$194,300,000	\$179,756	7/23/2019	7/22/2023
CIT01211282	Copper River Information Technology	IT_HARDWRE_RAIL	\$22,061,314	\$999,595	7/26/2021	7/31/2024
CQ15052	ARINC Incorporated	CONSULT	\$3,522,520	\$196,715	3/31/2015	10/31/2021
CIT01222013-PMG	Kambrian Corporation	CONSULT	\$104,514	\$104,514	8/13/2021	8/12/2022
FQ15124_ANN	Annuk Incorporated	CONSULT	\$0	\$62,135	4/14/2016	4/30/2021
FQ15124_CW	CW Professional Services LLC	CONSULT	\$0	\$123,600	4/13/2016	4/30/2021
FQ15124_SIR C*	Software Information Resource Corporatio	CONSULT	\$0	\$145,430	4/13/2016	4/30/2021
FQ15124_PO W	Powersolv Inc	CONSULT	\$0	\$226,880	4/14/2016	4/30/2021
FQ15124_22N D*	22nd Century Technologies Inc	CONSULT	\$0	\$321,190	4/13/2016	4/30/2021
FQ15124_SFA	Susan Fitzgerald & Associates, Inc.	CONSULT	\$0	\$542,830	4/14/2016	4/30/2021
FQ15124_NFF	Networking for Future, Inc. (NFF, Inc.)	CONSULT	\$0	\$681,960	4/14/2016	4/30/2021



WASHINGTON METROPOLITAN AREA TRANSIT AUTHORITY

(CIP0059) 8000-Series Railcars

FY2023 Q1

Initiative Type: Project
 Investment Program: Acquisition
 Investment Category: Railcar and Railcar Facilities

Mode: Rail
 Location: Systemwide

Description

This project acquires up to 800 new 8000 series railcars. The initial 360 vehicles replace the 2000 and 3000 series railcars.



Expected Outcome

Acquires new railcars to allow for retirement of the 2000 and 3000 series cars at the end of their 40-year service life. Maintaining the rail fleet in a state of good repair prevents future safety and reliability concerns as measured by the Rail Fleet Reliability performance indicator [FY21 ≥15,000 miles between failure]. In addition, new railcars reduce maintenance needs, and provides improved customer features.

Strategic Drivers

 Safety	 Security	 Reliability/SGR
---	--	---

Overall Status

Development & Evaluation	
Implementation & Construction	●
Operations Activation	

Revisions to design work are ongoing for the 8000-series railcars. The awarded contract is for 256 railcars, with options to build up to 800. A list of part suppliers is anticipated to be completed in Q3 FY2024.

Budget and Funding (\$ Millions)

FY23 Current Budget	YTD % Budget Expended
\$43.30	7%

FY23 Funding Sources	YTD Expended
Formula	\$0.00
PRIIA	\$0.00
Other	\$0.00
Federal Subtotal	\$0.00
System Performance	\$0.00
Reimbursable/Other	\$0.00
DC Dedicated Funding	\$0.11
MD Dedicated Funding	\$0.11
VA Non-Restricted Dedicated Funding	\$0.08
VA Restricted Dedicated Funding	\$0.02
Local Subtotal	\$1.41
Debt	\$1.10
Net Accruals	\$1.50
Total FY23 Expenditures	\$2.91



WASHINGTON METROPOLITAN AREA TRANSIT AUTHORITY

(CIP0059)

Top 30 Active Contracts by Allocated CIP Value

Contract Number	Vendor	Activity	Contract Value	Allocated CIP Value	Contract Start Date	Contract Expiration Date
CQ19038	Hitachi Rail Washington LLC	RAILCARS	\$685,000,000	\$685,000,000	11/30/2020	11/29/2030
FQ18149	LTK Engineering Services	ENGINEERING	\$30,363,664	\$17,466,269	9/18/2018	9/17/2025
FQ14079	Birlasoft Consulting Inc.	CONSULT	\$13,804,268	\$1,277,966	9/15/2014	12/31/2021
FQ15124_SFA	Susan Fitzgerald & Associates, Inc.	CONSULT	\$0	\$475,193	4/14/2016	4/30/2021
FQ15124_PO W	Powersolv Inc	CONSULT	\$0	\$260,828	4/14/2016	4/30/2021
FQ15124_LIM	Limbic Systems Inc	CONSULT	\$0	\$507,500	4/14/2016	4/30/2021
FQ15124_SIR C*	Software Information Resource Corporatio	CONSULT	\$0	\$546,164	4/13/2016	4/30/2021



WASHINGTON METROPOLITAN AREA TRANSIT AUTHORITY

(CIP0063) Rail Vehicle Scheduled Maintenance Program

FY2023 Q1

Initiative Type: Program
 Investment Program: Maintenance/Overhaul
 Investment Category: Railcar and Railcar Facilities

Mode: Rail
 Location: Systemwide

Description

This program will support scheduled overhauls of approximately one-fifth of the fleet (225 cars) annually. Major rail vehicle systems overhauled include, but are not limited to, replacement of wheels, brakes, traction motors, propulsion systems, HVAC, couplers and vital relays.



Expected Outcome

Maintains the rail fleet in a state of good repair to prevent future safety and reliability concerns as measured by the Rail Fleet Reliability performance indicator [FY21 ≥ 15000 miles between failure] and the Metrorail customer injury rate performance indicator [FY21 target of ≤177 injuries].

Strategic Drivers

		
Safety	Security	Reliability/SGR

Overall Status

(Programs are ongoing)

Development & Evaluation	
Implementation & Construction	●
Operations Activation	●

Metro has completed Scheduled Maintenance Program (SMP) overhauls or rehabilitation on 82 railcars (2, 2000 Series, 52 3000 Series, 28 6000 Series) out of a planned 116 railcars for FY2022. The rehabilitation for the 2000 Series was delayed as they were needed for passenger service while the 7000 Series remain sidelined. Metro continues maintenance services on the railcar fleet.

Budget and Funding (\$ Millions)

FY23 Current Budget	YTD % Budget Expended
\$49.83	42%

FY23 Funding Sources	YTD Expended
Formula	\$13.59
PRIIA	\$0.87
Other	\$0.00
Federal Subtotal	\$14.45
System Performance	\$0.00
Reimbursable/Other	\$0.00
DC Dedicated Funding	\$1.67
MD Dedicated Funding	\$1.56
VA Non-Restricted Dedicated Funding	\$1.12
VA Restricted Dedicated Funding	\$0.33
Local Subtotal	\$4.68
Debt	\$0.00
Net Accruals	\$1.90
Total FY23 Expenditures	\$21.03

Notes: All figures are preliminary and unaudited.



WASHINGTON METROPOLITAN AREA TRANSIT AUTHORITY

(CIP0063)

Top 30 Active Contracts by Allocated CIP Value

Contract Number	Vendor	Activity	Contract Value	Allocated CIP Value	Contract Start Date	Contract Expiration Date
FQ18033G	Gannett Fleming Engineers and Architects	CONSULT	\$90,000,000	\$50,000	8/23/2018	8/23/2023
FCMNT211263	Kawasaki Rail Car Inc	RAIL_REHAB	\$85,021,056	\$3,936,160	4/5/2022	4/4/2025
FQ18033F	DHA/RK&K Joint Venture	ENGINEERING	\$80,700,000	\$4,199,029	8/16/2018	8/16/2023
FCMNT211163-RLJ	Merak North America	RAIL_REHAB	\$25,884,972	\$25,884,972	4/12/2022	9/22/2024
C20138	Merak North America	REPAIRABLES	\$3,423,578	\$3,423,580	7/24/2020	7/23/2022
FQ19190	International Process	REPAIRABLES	\$2,850,000	\$1,377,792	6/3/2019	6/2/2020
CQ17033	Merak North America	REPAIRABLES	\$1,800,000	\$26,981	1/27/2017	1/25/2020
C20081	Standard Steel LLC	RAIL_REHAB	\$1,792,000	\$1,792,000	11/7/2019	2/5/2020
CQ19051	rdg, Inc.	RAIL_REHAB	\$919,200	\$306,400	12/11/2018	12/18/2021
FQ18129	Saft America Inc	REPAIRABLES	\$877,775	\$545,875	11/29/2018	12/31/2022
CQ19242	Better Engineering Mfg Inc	REPAIRABLES	\$631,852	\$631,852	8/18/2019	8/19/2020
CCMNT211126-ER	Simmons Machine Tool Corp	RAIL_REHAB	\$523,835	\$208,970	9/14/2021	9/15/2023
FQ18184	Maintenance Solutions, Inc.	EQUIP_MATL	\$474,110	\$158,037	7/11/2018	7/10/2020
FCMNT222238	Schunk Cardon Technology LLC	RAIL_REHAB	\$470,430	\$235,215	10/3/2022	10/2/2024
FQ18214/RLJ	Universal Interiors LLC	REPAIRABLES	\$307,848	\$307,845	9/4/2018	9/3/2019
FQ18202	Phillips Corporation	REPAIRABLES	\$254,450	\$254,450	10/1/2018	9/30/2019



WASHINGTON METROPOLITAN AREA TRANSIT AUTHORITY

(CIP0067) Rail Vehicle Safety & Reliability Improvements

FY2023 Q1

Initiative Type: Program
 Investment Program: Maintenance/Overhaul
 Investment Category: Railcar and Railcar Facilities

Mode: Rail
 Location: Systemwide

Description

This program performs engineering analysis, diagnosis, testing and resolution of safety, maintenance and operational issues for Metro railcars.



Expected Outcome

Improves and maintains the reliability of the railcar fleet as measured by the Rail Fleet Reliability performance indicator [FY21 ≥15,000 miles between failure].

Strategic Drivers

 Safety	 Security	 Reliability/SGR
---	--	---

Overall Status

(Programs are ongoing)

Development & Evaluation	
Implementation & Construction	●
Operations Activation	

Metro is continuing fleet implementation for Precision Station Stop and Stop & Proceed software updates for the 2000/3000 Series Railcars. The final bench test unit for Converter Function Module is anticipated to be delivered in Q2 of FY2023. Metro will also be accepting and installing six Automatic Wayside Inspection systems throughout FY2023. Contractor continues to work toward completion of milestones for 2/3K Accuracy release of software - Release 1, 2/3K Demo/FAI release of software - Release 2, Manuals (2/3K, PTU, BTU, 6k, etc.)

Budget and Funding (\$ Millions)

FY23 Current Budget	YTD % Budget Expended
\$3.76	49%

FY23 Funding Sources	YTD Expended
Formula	\$0.00
PRIIA	\$0.02
Other	\$0.05
Federal Subtotal	\$0.07
System Performance	\$0.00
Reimbursable/Other	\$0.00
DC Dedicated Funding	\$0.39
MD Dedicated Funding	\$0.37
VA Non-Restricted Dedicated Funding	\$0.26
VA Restricted Dedicated Funding	\$0.08
Local Subtotal	\$1.10
Debt	\$0.00
Net Accruals	\$0.69
Total FY23 Expenditures	\$1.86

Notes: All figures are preliminary and unaudited.



WASHINGTON METROPOLITAN AREA TRANSIT AUTHORITY

(CIP0067)

Top 30 Active Contracts by Allocated CIP Value

Contract Number	Vendor	Activity	Contract Value	Allocated CIP Value	Contract Start Date	Contract Expiration Date
FQ19148	LTK Engineering Services	ENGINEERING	\$31,655,474	\$175,558	7/8/2019	6/30/2026
C20147	K&J Consulting Services Inc	CONSULT	\$19,773,890	\$15,000	9/30/2020	10/31/2025
CQ9205 - FY19	LTK Engineering Services	ENGINEERING	\$15,234,969	\$312,687	6/13/2018	6/30/2020
FQ18116	Alstom Signaling Inc	EQUIP_MATL	\$2,293,619	\$745,159	9/25/2018	9/24/2021
FQ17046	Alstom Transportation Inc	EQUIPMENT	\$1,305,511	\$135,573	6/2/2018	6/1/2020



WASHINGTON METROPOLITAN AREA TRANSIT AUTHORITY

(CIP0072) Elevator Rehabilitation Program

FY2023 Q1

Initiative Type: Program
 Investment Program: Vertical Transportation
 Investment Category: Stations and Passenger Facilities

Mode: Rail
 Location: Systemwide

Description

This program rehabilitates elevators at Metrorail stations across the system including the replacement of internal elevator components and lighting upgrades to maintain a state of good repair.



Expected Outcome

Maintains elevators in a state of good repair to preserve availability as measured by the Elevator Availability key performance indicator [FY21 target ≥97%].

Strategic Drivers

 Safety	 Security	 Reliability/SGR
---	--	---

Overall Status

(Programs are ongoing)

Development & Evaluation	
Implementation & Construction	●
Operations Activation	●

Seven escalators were rehabilitated across the system in Q1 – Braddock Rd, Anacostia, Eisenhower Ave., Gallery Place, Shaw, Clarendon & U-Street stations.

Budget and Funding (\$ Millions)

FY23 Current Budget	YTD % Budget Expended
\$12.38	4%

FY23 Funding Sources	YTD Expended
Formula	\$0.00
PRIIA	\$0.28
Other	\$0.00
Federal Subtotal	\$0.28
System Performance	\$0.00
Reimbursable/Other	\$0.00
DC Dedicated Funding	\$0.04
MD Dedicated Funding	\$0.04
VA Non-Restricted Dedicated Funding	\$0.03
VA Restricted Dedicated Funding	\$0.01
Local Subtotal	\$0.11
Debt	\$0.00
Net Accruals	\$0.06
Total FY23 Expenditures	\$0.45

Notes: All figures are preliminary and unaudited.



WASHINGTON METROPOLITAN AREA TRANSIT AUTHORITY

(CIP0072)

Top 30 Active Contracts by Allocated CIP Value

Contract Number	Vendor	Activity	Contract Value	Allocated CIP Value	Contract Start Date	Contract Expiration Date
FQ18033F	DHA/RK&K Joint Venture	CONSULT	\$80,700,000	\$223,075	8/16/2018	8/16/2023
FQ14021R	Tompkins/Mid-American JV	CONSTRUCTION	\$44,238,761	\$79,757	4/9/2014	7/24/2024
FQ18060	Benons LLC dba Falcon Transport	3RD_PARTY	\$1,915,996	\$141,290	10/15/2018	10/14/2022



WASHINGTON METROPOLITAN AREA TRANSIT AUTHORITY

(CIP0073) Escalator Rehabilitation Program

FY2023 Q1

Initiative Type: Program
 Investment Program: Vertical Transportation
 Investment Category: Stations and Passenger Facilities

Mode: Rail
 Location: Systemwide

Description

This program rehabilitates escalators at Metrorail stations to maintain a state of good repair.



Expected Outcome

Maintains escalators in a state of good repair to prevent potential safety issues and preserve availability as measured by the Escalator Availability key performance indicator [FY21 target ≥92%].

Strategic Drivers

 Safety	 Security	 Reliability/SGR
---	--	---

Overall Status

(Programs are ongoing)

Development & Evaluation	
Implementation & Construction	●
Operations Activation	●

Seven escalators were rehabilitated across the system in Q1 FY2023 – Braddock Rd, Anacostia, Eisenhower Ave., Gallery Place, Shaw and Clarendon stations. Work was commenced on three elevator units at the Forest Glen station.

Budget and Funding (\$ Millions)

FY23 Current Budget	YTD % Budget Expended
\$16.01	23%

FY23 Funding Sources	YTD Expended
Formula	\$0.00
PRIIA	\$1.85
Other	\$0.00
Federal Subtotal	\$1.85
System Performance	\$0.00
Reimbursable/Other	\$0.00
DC Dedicated Funding	\$0.02
MD Dedicated Funding	\$0.02
VA Non-Restricted Dedicated Funding	\$0.01
VA Restricted Dedicated Funding	\$0.00
Local Subtotal	\$0.05
Debt	\$0.00
Net Accruals	\$1.85
Total FY23 Expenditures	\$3.75



WASHINGTON METROPOLITAN AREA TRANSIT AUTHORITY

(CIP0073)

Top 30 Active Contracts by Allocated CIP Value

Contract Number	Vendor	Activity	Contract Value	Allocated CIP Value	Contract Start Date	Contract Expiration Date
FQ12220	Kone Inc	CONSTRUCTION	\$152,482,462	\$0	1/14/2013	2/24/2020
FQ18033F	DHA/RK&K Joint Venture	CONSULT	\$80,700,000	\$223,075	8/16/2018	8/16/2023
FQ19006	TMAKm Joint Venture	CONSTRUCTION	\$65,383,719	\$65,383,719	8/28/2019	8/27/2024



WASHINGTON METROPOLITAN AREA TRANSIT AUTHORITY

(CIP0076) Rail System Power Upgrades

FY2023 Q1

Initiative Type: Project
 Investment Program: Power
 Investment Category: Rail Systems

Mode: Rail
 Location: Systemwide

Description

This project will upgrade and replace electrical infrastructure equipment to improve performance of the rail power system and accommodate additional eight-car trains. Upgrades to the rail power infrastructure include traction power substations, tie breaker stations, cabling, and transformers to both increase system capacity and reliability. Future upgrades on the Red, Yellow, and Green lines will be completed with the needed state of good repair work under CIP0253.



Expected Outcome

Contributes to Metro's ability to operate more eight-car trains in revenue service to increase capacity, reduce crowding, and improve the riding experience for Metrorail customers.

Strategic Drivers

Overall Status

Development & Evaluation	
Implementation & Construction	●
Operations Activation	●

Metro has completed cable replacement and Tie Breaker Station/Traction Power Substation installations on the Blue, Red, Green, and Orange Lines. Blue Line will continue through FY2023 due to delays caused by power testing and other locations are undergoing closeout activities. Red Green & Orange Lines will continue to work on TPSS and is expected to be completed in Q3 of FY2023.

Budget and Funding (\$ Millions)

FY23 Current Budget	YTD % Budget Expended
\$15.88	56%

FY23 Funding Sources	YTD Expended
Formula	\$0.00
PRIIA	\$0.00
Other	\$0.00
Federal Subtotal	\$0.00
System Performance	\$0.00
Reimbursable/Other	\$0.13
DC Dedicated Funding	\$0.00
MD Dedicated Funding	\$0.00
VA Non-Restricted Dedicated Funding	\$0.00
VA Restricted Dedicated Funding	\$0.00
Local Subtotal	\$5.41
Debt	\$5.28
Net Accruals	\$3.51
Total FY23 Expenditures	\$8.92

Notes: All figures are preliminary and unaudited.



WASHINGTON METROPOLITAN AREA TRANSIT AUTHORITY

(CIP0076)

Top 30 Active Contracts by Allocated CIP Value

Contract Number	Vendor	Activity	Contract Value	Allocated CIP Value	Contract Start Date	Contract Expiration Date
FQ15192-FY19	Mott MacDonald I&E, LLC	CONSULT	\$100,000,000	\$42,094	11/4/2017	6/30/2020
FQ18033G	Gannett Fleming Engineers and Architects	CONSULT	\$90,000,000	\$784,012	8/23/2018	8/23/2023
FQ18033D	Jacobs Engineering Group, Inc.	CONSULT	\$82,500,000	\$710,000	8/21/2018	8/21/2023
FQ19061	C3M Power Systems, LLC	CONSTRUCTION	\$80,480,462	\$408,950	4/22/2019	12/31/2022
FQ16148	C3M Power Systems, LLC	CONSTRUCTION	\$77,599,827	\$3,097,805	8/7/2017	10/25/2022
FQ17165	C3M Power Systems, LLC	CONSTRUCTION	\$77,218,314	\$553,466	4/20/2018	6/30/2023
FQ18033A	Parsons Transportation Group Inc	CONSULT	\$74,000,000	\$0	9/24/2018	9/24/2023
FQ18033C	WSP USA Inc.	ENGINEERING	\$70,000,000	\$825,693	8/15/2018	8/15/2023
FQ15192-FY18	Mott MacDonald I&E, LLC	CONSULT	\$70,000,000	\$843,994	3/8/2017	12/31/2019
C20147	K&J Consulting Services Inc	CONSTRUCTION	\$19,773,890	\$75,000	9/30/2020	10/31/2025
FQ17101B	Kupper Engineering, Inc.	EQUIP_MATL	\$10,000,000	\$803,520	5/7/2018	6/30/2020
FQ15237R	Clark Construction Group, LLC	CONSTRUCTION	\$5,180,808	\$25,626	10/26/2016	4/30/2020
CQ18173-COOP	Graybar Electric Co Inc	EQUIP_MATL	\$5,000,000	\$52,560	10/30/2018	1/31/2023
CQ19274-COOP	CDW Direct LLC CDW Direct	IT_HARDWARE_OTH	\$2,401,714	\$379,589	6/28/2019	6/27/2020
FCMOWE21007	ETAP Automation - USA	ENGINEERING	\$210,000	\$210,000	7/2/2021	7/5/2022
FQ15191-FY18	Gannett Fleming-Parsons Joint Venture II	CONSULT	\$0	\$3,720,967	2/11/2017	3/31/2020



WASHINGTON METROPOLITAN AREA TRANSIT AUTHORITY

(CIP0087) Station and Facility Restoration Program

FY2023 Q1

Initiative Type: Program
 Investment Program: Platforms & Structures
 Investment Category: Stations and Passenger Facilities

Mode: Rail
 Location: Systemwide

Description

This program consists of evaluation of station condition, replacement of worn materials and fixtures, thorough cleaning and power washing of concrete and architectural features and the rehabilitation of restrooms and breakrooms. Each Metrorail station is scheduled for restoration approximately every four years.



Expected Outcome



Provides customers and employees with a safe, clean and well-maintained environment.

Strategic Drivers

 Safety	 Security	 Reliability/SGR
---	--	---

Overall Status

(Programs are ongoing)

Development & Evaluation	
Implementation & Construction	
Operations Activation	

The amount of stations to be restored in FY2023 was reduced to 10 from 12. Focus on deep cleaning and painting is 85% with completion expected in Q2.

Budget and Funding (\$ Millions)

FY23 Current Budget	YTD % Budget Expended
\$11.84	28%

FY23 Funding Sources	YTD Expended
Formula	\$0.00
PRIIA	\$0.00
Other	\$0.00
Federal Subtotal	\$0.00
System Performance	\$0.00
Reimbursable/Other	\$0.00
DC Dedicated Funding	\$0.00
MD Dedicated Funding	\$0.00
VA Non-Restricted Dedicated Funding	\$0.00
VA Restricted Dedicated Funding	\$0.00
Local Subtotal	\$3.22
Debt	\$3.22
Net Accruals	\$0.07
Total FY23 Expenditures	\$3.30



WASHINGTON METROPOLITAN AREA TRANSIT AUTHORITY

(CIP0087)

Top 30 Active Contracts by Allocated CIP Value

Contract Number	Vendor	Activity	Contract Value	Allocated CIP Value	Contract Start Date	Contract Expiration Date
FQ16148	C3M Power Systems, LLC	CONSTRUCTION	\$120,977,362	\$197,051	8/7/2017	10/25/2022
FQ18033G	Gannett Fleming Engineers and Architects	CONSULT	\$90,000,000	\$1,682,950	8/23/2018	8/23/2023
FQ18033F	DHA/RK&K Joint Venture	CONSULT	\$88,000,000	\$102,820	8/16/2018	8/16/2023
C20065	GRAINGER	EQUIP_MATL	\$5,000,000	\$79,788	11/13/2019	12/21/2022
C20049	Herc Rentals Inc.	EQUIP_MATL	\$2,000,000	\$20,995	11/13/2019	10/31/2023
C20023	RPS Corporation	EQUIP_MATL	\$210,550	\$210,550	12/13/2019	12/11/2020



WASHINGTON METROPOLITAN AREA TRANSIT AUTHORITY

(CIP0088) Station Entrance Canopy Installation

FY2023 Q1

Initiative Type: Project
 Investment Program: Platforms & Structures
 Investment Category: Stations and Passenger Facilities

Mode: Rail
 Location: Systemwide

Description

This project installs new station entrance canopies over entry escalators and stairways.



Expected Outcome

Improves the reliability and useful life of escalators by protecting escalators and stairways from exposure to weather as measured by the Escalator Availability key performance indicator [FY21 target ≥92%]. Provides additional coverage for customers as they enter and exit the station.

Strategic Drivers

 Safety	 Security	 Reliability/SGR
---	--	---

Overall Status

Development & Evaluation	
Implementation & Construction	●
Operations Activation	●

Metro completed work on the installation of the DuPont Circle (North) canopy. Phase 4 of the project is ongoing with work on the stairway installation at Bethesda and on canopy installations at Arlington Cemetery and College Park.

Budget and Funding (\$ Millions)

FY23 Current Budget	YTD % Budget Expended
\$7.38	38%

FY23 Funding Sources	YTD Expended
Formula	\$1.35
PRIIA	\$0.00
Other	\$0.00
Federal Subtotal	\$1.35
System Performance	\$0.00
Reimbursable/Other	\$0.00
DC Dedicated Funding	\$0.09
MD Dedicated Funding	\$0.08
VA Non-Restricted Dedicated Funding	\$0.06
VA Restricted Dedicated Funding	\$0.02
Local Subtotal	\$0.26
Debt	\$0.01
Net Accruals	\$1.18
Total FY23 Expenditures	\$2.79



WASHINGTON METROPOLITAN AREA TRANSIT AUTHORITY

(CIP0088)

Top 30 Active Contracts by Allocated CIP Value

Contract Number	Vendor	Activity	Contract Value	Allocated CIP Value	Contract Start Date	Contract Expiration Date
FQ15191-FY18	Gannett Fleming-Parsons Joint Venture II	CONSULT	\$100,000,000	\$856,854	2/11/2017	3/31/2020
FQ18033G	Gannett Fleming Engineers and Architects	CONSULT	\$96,700,000	\$585,662	8/23/2018	8/23/2023
FQ15191-FY19	Gannett Fleming-Parsons Joint Venture II	ENGINEERING	\$75,000,000	\$34,589	5/2/2017	6/30/2021
FQ19172G	Gannett Fleming Engineers and Architects	ENGINEERING	\$73,400,000	\$192,362	10/3/2019	10/3/2024
FQ18033B	HNTB Corporation	ENGINEERING	\$65,000,000	\$10,000	8/2/2018	8/2/2023
FQ18033C	WSP USA Inc.	CONSULT	\$60,000,000	\$100,000	8/15/2018	8/15/2023
FQ18033F	DHA/RK&K Joint Venture	CONSULT	\$45,500,000	\$6,689	8/16/2018	8/16/2023
FMCAP211066	Clark Construction Group, LLC	CONSTRUCTION	\$36,109,000	\$36,109,000	8/18/2021	8/17/2026
FQ15104	F.H. Paschen, S.N. Nielsen & Assoc., LLC	CONSTRUCTION	\$29,135,000	\$29,100	3/5/2016	12/31/2020
C20147	K&J Consulting Services Inc	CONSTRUCTION	\$19,773,890	\$30,000	9/30/2020	10/31/2025
FQ18110	CHK America Inc	3RD_PARTY	\$14,443,906	\$72,660	4/12/2018	4/11/2023



WASHINGTON METROPOLITAN AREA TRANSIT AUTHORITY

(CIP0099) Joint Development Program Support

FY2023 Q1

Initiative Type: Program
 Investment Program: Support Equipment/Services
 Investment Category: Business & Operations Support

Mode: Systemwide
 Location: Systemwide

Description

This program supports the technical, legal, real estate advisory, and related services to support joint development planning and execution.



Expected Outcome

Allows Metro to perform appropriate due diligence and accelerates the process to support joint development near stations, increase ridership and economic development.

Strategic Drivers

 Safety	 Security	 Reliability/SGR
---	--	---

Overall Status

(Programs are ongoing)

Development & Evaluation	●
Implementation & Construction	
Operations Activation	

In Q1 FY2023, Metro continues to work on Strategic Plan Implementation Support - Capital Project Coordination, Compact Public Hearings , Updated Planning Standards (Bus + Park) for Capital Projects, Financial Toolkit to Support Capital Projects, Updated JD Offering-Solicitation Template & Transactions Support Negotiations Support.

Budget and Funding (\$ Millions)

FY23 Current Budget	YTD % Budget Expended
\$2.52	-24%

FY23 Funding Sources	YTD Expended
Formula	\$0.00
PRIIA	\$0.00
Other	\$0.00
Federal Subtotal	\$0.00
System Performance	\$0.32
Reimbursable/Other	\$0.00
DC Dedicated Funding	\$0.00
MD Dedicated Funding	\$0.00
VA Non-Restricted Dedicated Funding	\$0.00
VA Restricted Dedicated Funding	\$0.00
Local Subtotal	\$0.32
Debt	\$0.00
Net Accruals	(\$0.93)
Total FY23 Expenditures	(\$0.61)



WASHINGTON METROPOLITAN AREA TRANSIT AUTHORITY

(CIP0099)

Top 30 Active Contracts by Allocated CIP Value

Contract Number	Vendor	Activity	Contract Value	Allocated CIP Value	Contract Start Date	Contract Expiration Date
FQ18033C	WSP USA Inc.	CONSULT	\$60,000,000	\$150,027	8/15/2018	8/15/2023
FQ18110	CHK America Inc	EQUIP_MATL	\$14,443,906	\$63,578	4/12/2018	4/11/2023
CQ19089	Jones Lang LaSalle Americas Inc	CONSULT	\$0	\$151,862	6/1/2019	2/4/2022
CQ19089-H	HR&A Advisors Inc	CONSULT	\$0	\$419,435	4/9/2019	2/5/2023



WASHINGTON METROPOLITAN AREA TRANSIT AUTHORITY

(CIP0101) Internal Compliance Capital Management Support

FY2023 Q1

Initiative Type: Program
 Investment Program: Support Equipment/Services
 Investment Category: Business & Operations Support

Mode: Systemwide
 Location: Systemwide

Description

This program supports the performance of internal audits and oversight of the capital program.



Expected Outcome

Allows Metro's capital program to be executed with strong organizational governance, internal controls and effective risk management.

Strategic Drivers



Overall Status

(Programs are ongoing)

Development & Evaluation	
Implementation & Construction	●
Operations Activation	

Budget and Funding (\$ Millions)

FY23 Current Budget	YTD % Budget Expended
\$1.65	12%

FY23 Funding Sources	YTD Expended
Formula	\$0.00
PRIIA	\$0.00
Other	\$0.00
Federal Subtotal	\$0.00
System Performance	\$0.18
Reimbursable/Other	\$0.00
DC Dedicated Funding	\$0.00
MD Dedicated Funding	\$0.00
VA Non-Restricted Dedicated Funding	\$0.00
VA Restricted Dedicated Funding	\$0.00
Local Subtotal	\$0.18
Debt	\$0.00
Net Accruals	\$0.02
Total FY23 Expenditures	\$0.19

Notes: All figures are preliminary and unaudited.



WASHINGTON METROPOLITAN AREA TRANSIT AUTHORITY

(CIP0101)

Top 30 Active Contracts by Allocated CIP Value

Contract Number	Vendor	Activity	Contract Value	Allocated CIP Value	Contract Start Date	Contract Expiration Date
CQ17013C	Crowe LLP	CONSULT	\$8,955,982	\$163,351	1/3/2017	1/2/2022
CINCP211174-W02	Ernst & Young U.S. LLP	CONSULT	\$4,743,904	\$1,200,000	9/13/2021	9/12/2023
FQ15124_ERP	ERP Analysts Inc.	CONSULT	\$0	\$171,600	4/13/2016	10/30/2021



WASHINGTON METROPOLITAN AREA TRANSIT AUTHORITY

(CIP0102) Police District III Substation

FY2023 Q1

Initiative Type: Project
 Investment Program: MTPD
 Investment Category: Business & Operations Support

Mode: Systemwide
 Location: Maryland

Description

This project provides a permanent and dedicated transit police substation by renovating a former child care facility at Morgan Boulevard Station to serve as a police substation with administrative office workspace, locker rooms, a break room, gym, interview rooms, and other workspaces.



Expected Outcome

Improves the distribution of police personnel to strengthen customer safety and security through reduced response times to police calls as measured by the Metrorail customer injury rate performance indicator [FY21 target of ≤177 customer injuries], the Metrobus customer injury rate performance indicator [FY21 target of ≤154 customer injuries] and the rate of crimes against passengers performance indicator [FY21 target of ≤840 crimes].

Strategic Drivers

		
Safety	Security	Reliability/SGR

Overall Status

Development & Evaluation	
Implementation & Construction	
Operations Activation	

Metro awarded a contract and issued a Notice to Proceed for construction of the new MTPD District III Substation at Morgan Boulevard. In Q1 FY 2023 Construction and demolition work began on the exterior. Grading work around the building has started and installation of new sidewalk around the building is ongoing.

Budget and Funding (\$ Millions)

FY23 Current Budget	YTD % Budget Expended
\$8.92	10%

FY23 Funding Sources	YTD Expended
Formula	\$0.00
PRIIA	\$0.00
Other	\$0.00
Federal Subtotal	\$0.00
System Performance	\$0.00
Reimbursable/Other	\$0.00
DC Dedicated Funding	\$0.00
MD Dedicated Funding	\$0.00
VA Non-Restricted Dedicated Funding	\$0.00
VA Restricted Dedicated Funding	\$0.00
Local Subtotal	\$0.54
Debt	\$0.54
Net Accruals	\$0.37
Total FY23 Expenditures	\$0.91

Notes: All figures are preliminary and unaudited.



WASHINGTON METROPOLITAN AREA TRANSIT AUTHORITY

(CIP0102)

Top 30 Active Contracts by Allocated CIP Value

Contract Number	Vendor	Activity	Contract Value	Allocated CIP Value	Contract Start Date	Contract Expiration Date
CQ19104	Dell Marketing LP	CONSTRUCTION	\$194,300,000	\$38,736	7/23/2019	7/22/2023
FQ18033G	Gannett Fleming Engineers and Architects	CONSULT	\$90,000,000	\$100,000	8/23/2018	8/23/2023
FQ15191-FY19	Gannett Fleming-Parsons Joint Venture II	ENGINEERING	\$70,000,000	\$46,320	5/2/2017	6/30/2021
FQ19172M	Mott MacDonald-WSP Joint Venture	CONSULT	\$56,000,000	\$154,506	10/3/2019	10/3/2024
FQ18033A	Parsons Transportation Group Inc	CONSULT	\$55,000,000	\$258,216	9/24/2018	9/24/2023
FQ16036A	Potomac Construction Co Inc	CONSTRUCTION	\$31,864,805	\$6,659,800	10/10/2017	2/9/2023
FQ15191-FY18	Gannett Fleming-Parsons Joint Venture II	ENGINEERING		\$6,934	2/11/2017	3/31/2020



WASHINGTON METROPOLITAN AREA TRANSIT AUTHORITY

(CIP0108) Rhode Island Avenue Station Structural Repair

FY2023 Q1

Initiative Type: Project
 Investment Program: Platforms & Structures
 Investment Category: Stations and Passenger Facilities

Mode: Rail
 Location: District of Columbia

Description

This project will rehabilitate structural components and mechanical systems at the Rhode Island Avenue Station, including the platform structure, station canopy, and life-safety systems.



Expected Outcome

Brings the Rhode Island Avenue Station structural components into a state of good repair and addresses known defects to prevent potential safety and reliability concerns as measured by the Metrorail customer injury rate performance indicator [FY21 target of ≤177 injuries] and the Metrorail customer on-time performance indicator [FY21 target ≥88% on-time].

Strategic Drivers

Safety	Security	Reliability/SGR

Overall Status

Development & Evaluation	
Implementation & Construction	
Operations Activation	

Budget and Funding (\$ Millions)

FY23 Current Budget	YTD % Budget Expended

FY23 Funding Sources	YTD Expended
Formula	
PRIIA	
Other	
Federal Subtotal	
System Performance	
Reimbursable/Other	
DC Dedicated Funding	
MD Dedicated Funding	
VA Non-Restricted Dedicated Funding	
VA Restricted Dedicated Funding	
Local Subtotal	
Debt	
Net Accruals	
Total FY23 Expenditures	

Notes: All figures are preliminary and unaudited.



WASHINGTON METROPOLITAN AREA TRANSIT AUTHORITY

(CIP0108)

Top 30 Active Contracts by Allocated CIP Value

Contract Number	Vendor	Activity	Contract Value	Allocated CIP Value	Contract Start Date	Contract Expiration Date
FQ18162	Academy Express, LLC	3RD_PARTY	\$2,601,220	\$6,400	7/10/2018	7/10/2019



WASHINGTON METROPOLITAN AREA TRANSIT AUTHORITY

(CIP0127) Transit Police Support Equipment

FY2023 Q1

Initiative Type: Program
 Investment Program: MTPD
 Investment Category: Business & Operations Support

Mode: Systemwide
 Location: Systemwide

Description

This program will provide acquisition and lifecycle replacement of various support equipment for the Metro Transit Police Department (MTPD).



Expected Outcome

Supports the security of Metro's passengers and employees by equipping MTPD.

Strategic Drivers

 Safety	 Security	 Reliability/SGR
---	--	---

Overall Status

(Programs are ongoing)

Development & Evaluation	
Implementation & Construction	●
Operations Activation	

250 bulletproof vests were recieved and issued to MTPD personnel in Q1.

Budget and Funding (\$ Millions)

FY23 Current Budget	YTD % Budget Expended
\$4.42	1%

FY23 Funding Sources	YTD Expended
Formula	\$0.00
PRIIA	\$0.00
Other	\$0.00
Federal Subtotal	\$0.00
System Performance	\$0.00
Reimbursable/Other	\$0.00
DC Dedicated Funding	\$0.01
MD Dedicated Funding	\$0.01
VA Non-Restricted Dedicated Funding	\$0.01
VA Restricted Dedicated Funding	\$0.00
Local Subtotal	\$0.04
Debt	\$0.00
Net Accruals	\$0.00
Total FY23 Expenditures	\$0.04

Notes: All figures are preliminary and unaudited.



WASHINGTON METROPOLITAN AREA TRANSIT AUTHORITY

(CIP0127)

Top 30 Active Contracts by Allocated CIP Value

Contract Number	Vendor	Activity	Contract Value	Allocated CIP Value	Contract Start Date	Contract Expiration Date
C20208	Safeware Inc	EQUIP_MATL	\$4,628,865	\$845,734	6/30/2020	9/23/2023
CQ19120R	Safeware Inc	EQUIP_MATL	\$2,366,031	\$994,539	12/28/2018	9/30/2022
CQ18136	Linear Systems Inc	EQUIP_MATL	\$690,464	\$428,500	7/31/2018	7/30/2019
CQ19102	Atlantic Tactical, Inc.	EQUIP_MATL	\$186,130	\$177,375	12/31/2018	12/30/2019
CMPD211066	Rescue One Training for Life	EQUIP_MATL	\$182,000	\$59,150	12/30/2020	7/1/2021



WASHINGTON METROPOLITAN AREA TRANSIT AUTHORITY

(CIP0131) Capital Program Financing Support

FY2023 Q1

Initiative Type: Program
 Investment Program: Support Equipment/Services
 Investment Category: Business & Operations Support

Mode: Systemwide
 Location: Systemwide

Description

This program funds the availability fees and interest expense for Metro's short-term line of credit used for capital program expenditures.



Expected Outcome

Provides Metro access to borrowing to fund the capital program.

Strategic Drivers

 Safety	 Security	 Reliability/SGR
---	--	---

Overall Status

(Programs are ongoing)

Development & Evaluation	
Implementation & Construction	●
Operations Activation	

Budget and Funding (\$ Millions)

FY23 Current Budget	YTD % Budget Expended
\$0.62	27%

FY23 Funding Sources	YTD Expended
Formula	\$0.00
PRIIA	\$0.00
Other	\$0.00
Federal Subtotal	\$0.00
System Performance	\$0.00
Reimbursable/Other	\$0.00
DC Dedicated Funding	\$0.00
MD Dedicated Funding	\$0.00
VA Non-Restricted Dedicated Funding	\$0.00
VA Restricted Dedicated Funding	\$0.00
Local Subtotal	\$0.17
Debt	\$0.17
Net Accruals	\$0.00
Total FY23 Expenditures	\$0.17

Notes: All figures are preliminary and unaudited.



WASHINGTON METROPOLITAN AREA TRANSIT AUTHORITY

(CIP0131)

Top 30 Active Contracts by Allocated CIP Value

Contract Number	Vendor	Activity	Contract Value	Allocated CIP Value	Contract Start Date	Contract Expiration Date
CQ19224	SS&C Technologies, Inc.	OTHER	\$385,000	\$175,000	8/29/2019	8/28/2022



WASHINGTON METROPOLITAN AREA TRANSIT AUTHORITY

(CIP0132) Escalator and Elevator Overhaul Program

FY2023 Q1

Initiative Type: Program
 Investment Program: Vertical Transportation
 Investment Category: Stations and Passenger Facilities

Mode: Rail
 Location: Systemwide

Description

This program rehabilitates or replaces escalator and elevator components based on condition and asset management criteria.



Expected Outcome




Maintains elevators and escalators in a state of good repair to preserve availability as measured by the Elevator Availability key performance indicator [FY21 target ≥97%] and the Escalator Availability key performance indicator [FY21 target ≥92%].

Strategic Drivers

 Safety	 Security	 Reliability/SGR
---	--	---

Overall Status

(Programs are ongoing)

Development & Evaluation	
Implementation & Construction	
Operations Activation	

Metro continues to replace speed reducer motors, key switches, lubricants, rack and axle units, and refurbished gearboxes, brake boards and escalator steps. Additionally, glass unit sanitizers and internal sanitizers are being installed.

Budget and Funding (\$ Millions)

FY23 Current Budget	YTD % Budget Expended
\$11.60	13%

FY23 Funding Sources	YTD Expended
Formula	\$0.00
PRIIA	\$0.00
Other	\$0.00
Federal Subtotal	\$0.00
System Performance	\$0.26
Reimbursable/Other	\$0.00
DC Dedicated Funding	\$0.00
MD Dedicated Funding	\$0.00
VA Non-Restricted Dedicated Funding	\$0.00
VA Restricted Dedicated Funding	\$0.00
Local Subtotal	\$1.47
Debt	\$1.21
Net Accruals	\$0.08
Total FY23 Expenditures	\$1.55



WASHINGTON METROPOLITAN AREA TRANSIT AUTHORITY

(CIP0132)

Top 30 Active Contracts by Allocated CIP Value

Contract Number	Vendor	Activity	Contract Value	Allocated CIP Value	Contract Start Date	Contract Expiration Date
FQ18125	Precision Escalator Products	EQUIP_MATL	\$9,100,000	\$9,100,000	7/24/2019	7/24/2020
FQ19097	Admiral Elevator Co., Inc.	EQUIP_MATL	\$6,370,427	\$1,303,744	4/4/2019	10/31/2021
FQ19258	ECS Corporation	EQUIP_MATL	\$4,292,820	\$4,270,320	8/28/2019	8/29/2022
FQ19064-A	Precision Escalator Products	EQUIP_MATL	\$4,026,250	\$3,821,600	3/4/2019	3/1/2022
F20234	ECS Corporation	EQUIP_MATL	\$3,108,780	\$3,108,780	12/21/2020	12/22/2023
FQ17041C	ECS Corporation	EQUIP_MATL	\$2,060,088	\$56,088	1/17/2017	2/28/2021
CQ18048A	A-Connection, Inc.	CONSULT	\$1,475,760	\$100,000	4/1/2018	3/31/2020
FQ17041A	Glebe Electronics Inc	EQUIP_MATL	\$540,000	\$539,733	1/13/2017	2/28/2020
CELES211082-A	Glebe Electronics Inc	EQUIP_MATL	\$432,969	\$29,988	1/28/2021	1/27/2024



WASHINGTON METROPOLITAN AREA TRANSIT AUTHORITY

(CIP0133) Train Detection and Warning System

FY2023 Q1

Initiative Type: Project
 Investment Program:
 Investment Category: Rail Systems

Mode: Rail
 Location:

Description

This project is for the design and installation of a wayside intrusion detection system within Metro's railcar train wash systems, service and inspection areas.



Expected Outcome

Protects the safety of Metro employees by alerting them to nearby train movement as measured by the Metrorail system employee injury rate performance indicator [FY20 target of less than 3.4 per 200,000 hours worked].

Strategic Drivers

 Safety	 Security	 Reliability/SGR
---	--	---

Overall Status

Development & Evaluation	
Implementation & Construction	
Operations Activation	

Metro has installed motion warning systems at six train wash stations- West Falls Church, Greenbelt, Glenmont, Alexandria, Branch Avenue, and New Carrollton railyards. Testing remains ongoing at two sites with anticipated end date Q3 FY2023.

Budget and Funding (\$ Millions)

FY23 Current Budget	YTD % Budget Expended

FY23 Funding Sources	YTD Expended
Formula	
PRIIA	
Other	
Federal Subtotal	
System Performance	
Reimbursable/Other	
DC Dedicated Funding	
MD Dedicated Funding	
VA Non-Restricted Dedicated Funding	
VA Restricted Dedicated Funding	
Local Subtotal	
Debt	
Net Accruals	
Total FY23 Expenditures	



WASHINGTON METROPOLITAN AREA TRANSIT AUTHORITY

(CIP0133)

Top 30 Active Contracts by Allocated CIP Value

Contract Number	Vendor	Activity	Contract Value	Allocated CIP Value	Contract Start Date	Contract Expiration Date
FQ15191-FY18	Gannett Fleming-Parsons Joint Venture II	CONSULT	\$100,000,000	\$2,000	2/11/2017	3/31/2020
FQ18033G	Gannett Fleming Engineers and Architects	CONSULT	\$90,000,000	\$200,000	8/23/2018	8/23/2023
FQ17044E	eVigilant Security	CONSTRUCTION	\$0	\$1,604,990	8/9/2018	6/30/2020



WASHINGTON METROPOLITAN AREA TRANSIT AUTHORITY

(CIP0136) Radio Infrastructure Replacement

FY2023 Q1

Initiative Type: Project
 Investment Program: Signals & Communications
 Investment Category: Rail Systems

Mode: Rail
 Location: Systemwide

Description

This project replaces Metro's existing radio system operating in the 450-490 MHz frequency band with a new system operating in the 700 MHz band, as required by the Federal Communications Commission (FCC). In addition, wireless signal communications will be installed throughout the tunnel system allowing customers to utilize wireless service while underground.



Expected Outcome

Improves Metro's ability to communicate with first responders in the surrounding jurisdictions efficiently. Increases internal efficiency by enabling employees to communicate with the Operations Control Center and management seamlessly throughout the system. Also, provides wireless coverage throughout the underground portions of Metrorail, which improves the customer's riding experience and makes Metrorail a more attractive option.

Strategic Drivers

 Safety	 Security	 Reliability/SGR
---	--	---

Overall Status

Development & Evaluation	
Implementation & Construction	●
Operations Activation	●

Metro has completed MTPD and Bus vehicle installations in August 2022. Work continues on underground construction in shafts, stations, rail radio installations, and distribution of portable radios

Budget and Funding (\$ Millions)

FY23 Current Budget	YTD % Budget Expended
\$33.47	29%

FY23 Funding Sources	YTD Expended
Formula	\$0.00
PRIIA	\$3.75
Other	\$0.00
Federal Subtotal	\$3.75
System Performance	\$0.11
Reimbursable/Other	\$0.48
DC Dedicated Funding	\$2.70
MD Dedicated Funding	\$2.53
VA Non-Restricted Dedicated Funding	\$1.80
VA Restricted Dedicated Funding	\$0.54
Local Subtotal	\$8.18
Debt	\$0.02
Net Accruals	(\$2.23)
Total FY23 Expenditures	\$9.69

Notes: All figures are preliminary and unaudited.



WASHINGTON METROPOLITAN AREA TRANSIT AUTHORITY

(CIP0136)

Top 30 Active Contracts by Allocated CIP Value

Contract Number	Vendor	Activity	Contract Value	Allocated CIP Value	Contract Start Date	Contract Expiration Date
FQ15000	Motorola Solutions Inc.	EQUIP_MATL	\$218,631,811	\$83,061	12/23/2016	12/21/2022
FQ15191-FY18	Gannett Fleming-Parsons Joint Venture II	CONSULT	\$100,000,000	\$92,373	2/11/2017	3/31/2020
FQ15192-FY19	Mott MacDonald I&E, LLC	CONSULT	\$100,000,000	\$1,732,773	11/4/2017	6/30/2020
FQ18033F	DHA/RK&K Joint Venture	CONSULT	\$93,000,000	\$2,768,807	8/16/2018	8/16/2023
FQ16148	C3M Power Systems, LLC	CONSTRUCTION	\$90,505,794	\$5,829,245	8/7/2017	10/25/2022
FQ18033G	Gannett Fleming Engineers and Architects	CONSULT	\$90,000,000	\$100,000	8/23/2018	8/23/2023
FQ15191-FY19	Gannett Fleming-Parsons Joint Venture II	ENGINEERING	\$75,000,000	\$584,995	5/2/2017	12/31/2021
FQ18033I	AECOM-STV JV	CONSULT	\$71,000,000	\$9,233,901	7/1/2018	6/30/2025
CQ19104	Dell Marketing LP	IT_HARDWARE_OTH	\$60,000,000	\$27,435	7/23/2019	7/22/2022
FQ15192-FY18	Mott MacDonald I&E, LLC	ENGINEERING	\$60,000,000	\$2,317,434	3/8/2017	12/31/2019
FQ18033A	Parsons Transportation Group Inc	CONSULT	\$45,000,000	\$10,562,167	9/24/2018	9/24/2023
FQ15191-FY17R	Gannett Fleming-Parsons Joint Venture II	ENGINEERING	\$40,000,000	\$6,007,493	7/1/2016	7/31/2020
C20147	K&J Consulting Services Inc	CONSTRUCTION	\$19,773,890	\$90,000	9/30/2020	10/31/2025
C20113	Transportation Management Service Inc	3RD_PARTY	\$10,784,752	\$66,334	5/22/2020	5/21/2022
CQ16014	Staples Business Advantage	EQUIP_MATL	\$6,000,000	\$14,872	11/2/2015	8/1/2019
FQ14024	Motorola Solutions Inc.	CONSTRUCTION	\$5,803,358	\$600,858	8/13/2014	6/30/2021
FQ16045	eVigilant Security	CONSTRUCTION	\$5,526,709	\$270,298	2/1/2017	12/15/2019
C20088B	Yankee Line Transportation Management	CONSULT	\$5,467,383	\$35,000	6/6/2020	2/2/2023
C20065	GRAINGER	EQUIP_MATL	\$5,000,000	\$3,185	11/13/2019	12/21/2022
CQ18173-COOP	Graybar Electric Co Inc	EQUIP_MATL	\$5,000,000	\$622,570	10/30/2018	1/31/2023
FQ15205	Sharp And Company	EQUIP_MATL	\$4,544,391	\$898,208	1/8/2016	1/7/2021
FQ18142	eVigilant Security	CONSTRUCTION	\$3,692,891	\$2,998,245	8/20/2018	10/1/2020
FQ19166	eVigilant Security	IT_HARDWARE_OTH	\$1,556,085	\$1,556,085	4/9/2019	4/8/2020
FQ17007	Wholesale Electric Caribe Inc	EQUIP_MATL	\$1,158,119	\$5,086	10/25/2016	9/28/2019
FQ19155A	eVigilant Security	IT_HARDWARE_OTH	\$996,434	\$221,260	6/20/2019	6/19/2020
FQ18211	R&M USA Inc.	CONSTRUCTION	\$443,000	\$443,000	4/16/2019	4/15/2020
FQ17028	Wholesale Electric Caribe Inc	EQUIP_MATL	\$105,991	\$48,399	12/2/2016	12/6/2019
FQ273210	Viavi Solutions, Inc.	EQUIP_MATL	\$60,178	\$60,178	12/14/2018	12/14/2020
FQ18050 (E)	Anixter Wire And Cable	EQUIP_MATL	\$0	\$29,653	4/18/2018	4/22/2023
FQ17044E	eVigilant Security	CONSTRUCTION	\$0	\$243,157	8/9/2018	6/30/2021
FQ15192-FY20	Mott MacDonald I&E, LLC	ENGINEERING	\$0	\$775,617	7/18/2019	6/30/2020

Notes: All figures are preliminary and unaudited.



WASHINGTON METROPOLITAN AREA TRANSIT AUTHORITY

(CIP0142) Rail Vehicle Preventive Maintenance

FY2023 Q1

Initiative Type: Program
 Investment Program: Maintenance/Overhaul
 Investment Category: Railcar and Railcar Facilities

Mode: Rail
 Location: Systemwide

Description

This program supports a portion of the annual preventive maintenance activities of the railcar fleet. The balance of activity is charged to Metro's operating budget.



Expected Outcome

Allows railcars to receive necessary preventive maintenance to maintain the fleet in a state of good repair as measured by the Rail Fleet Reliability performance indicator [FY21 ≥15,000 miles between failure].

Strategic Drivers

 Safety	 Security	 Reliability/SGR
---	--	---

Overall Status

(Programs are ongoing)

Development & Evaluation	
Implementation & Construction	●
Operations Activation	

Budget and Funding (\$ Millions)

FY23 Current Budget	YTD % Budget Expended
\$59.00	9%

FY23 Funding Sources	YTD Expended
Formula	\$5.36
PRIIA	\$0.00
Other	\$0.00
Federal Subtotal	\$5.36
System Performance	\$0.00
Reimbursable/Other	\$0.00
DC Dedicated Funding	\$0.00
MD Dedicated Funding	\$0.00
VA Non-Restricted Dedicated Funding	\$0.00
VA Restricted Dedicated Funding	\$0.00
Local Subtotal	\$0.00
Debt	\$0.00
Net Accruals	\$0.00
Total FY23 Expenditures	\$5.36



There are no active contracts associated with this CIP



WASHINGTON METROPOLITAN AREA TRANSIT AUTHORITY

(CIP0143) Bus Vehicle Preventive Maintenance

FY2023 Q1

Initiative Type: Program
 Investment Program: Maintenance/Overhaul
 Investment Category: Bus, Bus Facilities & Paratransit

Mode: Bus
 Location: Systemwide

Description

This program supports a portion of the annual preventive maintenance activities of the Metrobus fleet. The balance of activity is charged to Metro's operating budget.



Expected Outcome

Allows the bus fleet to receive necessary preventive maintenance to maintain the fleet in a state of good repair as measured by the Bus Fleet Reliability performance indicator [FY21 target ≥7,000 miles between failures].

Strategic Drivers

Safety	Security	Reliability/SGR

Overall Status

(Programs are ongoing)

Development & Evaluation	
Implementation & Construction	●
Operations Activation	

Budget and Funding (\$ Millions)

FY23 Current Budget	YTD % Budget Expended
\$1.00	100%

FY23 Funding Sources	YTD Expended
Formula	\$1.00
PRIIA	\$0.00
Other	\$0.00
Federal Subtotal	\$1.00
System Performance	\$0.00
Reimbursable/Other	\$0.00
DC Dedicated Funding	\$0.00
MD Dedicated Funding	\$0.00
VA Non-Restricted Dedicated Funding	\$0.00
VA Restricted Dedicated Funding	\$0.00
Local Subtotal	\$0.00
Debt	\$0.00
Net Accruals	\$0.00
Total FY23 Expenditures	\$1.00



There are no active contracts associated with this CIP



WASHINGTON METROPOLITAN AREA TRANSIT AUTHORITY

(CIP0145) Facility Security Monitoring Equipment Program

FY2023 Q1

Initiative Type: Program
 Investment Program: Station Systems
 Investment Category: Stations and Passenger Facilities

Mode: Systemwide
 Location: Systemwide

Description

This program will provide for the hardening and improvement of security at various rail yards, stations, and facilities by installing closed circuit television (CCTV) surveillance, public address systems, intercoms and additional security measures.



Expected Outcome




Addresses the safety and security of customers and employees through monitoring of the interior and exterior of stations and facilities as measured by the Metrorail customer injury rate performance indicator [FY21 target of ≤1.40 injuries per million passengers] and the rate of crimes against passengers performance indicator [FY21 target of ≤5.3 crimes per million passengers or fewer]. Monitoring deters crime, enables clear communication of public safety notices in rail stations and ensures proper functioning of devices used to request assistance.

Strategic Drivers

 Safety	 Security	 Reliability/SGR
---	--	---

Overall Status

(Programs are ongoing)

Development & Evaluation	
Implementation & Construction	
Operations Activation	

Metro has awarded a contract for emergency system upgrades at the Anacostia and Glenmont parking garages (additional upgrades being planned at Shady Grove, Greenbelt, and Dulles Warehouse). Metro is also awarding a contract for CCTV and security upgrades at NoMa station. One Badge Phase 2 is ongoing and anticipated to continue through February 2023.

Budget and Funding (\$ Millions)

FY23 Current Budget	YTD % Budget Expended
\$15.56	26%
FY23 Funding Sources	
Formula	\$0.00
PRIIA	\$0.00
Other	\$0.00
Federal Subtotal	\$0.00
System Performance	\$0.02
Reimbursable/Other	\$0.00
DC Dedicated Funding	\$1.32
MD Dedicated Funding	\$1.23
VA Non-Restricted Dedicated Funding	\$0.88
VA Restricted Dedicated Funding	\$0.26
Local Subtotal	\$3.70
Debt	\$0.00
Net Accruals	\$0.34
Total FY23 Expenditures	\$4.04



WASHINGTON METROPOLITAN AREA TRANSIT AUTHORITY

(CIP0145)

Top 30 Active Contracts by Allocated CIP Value

Contract Number	Vendor	Activity	Contract Value	Allocated CIP Value	Contract Start Date	Contract Expiration Date
CQ19104	Dell Marketing LP	IT_HARDWARE_OTH	\$194,300,000	\$40,751	7/23/2019	7/22/2023
FQ16148	C3M Power Systems, LLC	CONSTRUCTION	\$120,977,362	\$813,006	8/7/2017	10/25/2022
FQ15191-FY18	Gannett Fleming-Parsons Joint Venture II	CONSULT	\$100,000,000	\$2,232,698	2/11/2017	3/31/2020
FQ18033G	Gannett Fleming Engineers and Architects	CONSULT	\$90,000,000	\$150,000	8/23/2018	8/23/2023
FQ15192-FY18	Mott MacDonald I&E, LLC	CONSULT	\$60,000,000	\$639,068	3/8/2017	12/31/2019
FQ15192-FY20	Mott MacDonald I&E, LLC	CONSULT	\$25,662,993	\$493,798	7/18/2019	6/30/2020
CIT01211282	Copper River Information Technology	EQUIP_MATL	\$22,061,314	\$100,586	7/26/2021	7/31/2024
FQ19172M	Mott MacDonald-WSP Joint Venture	ENGINEERING	\$18,000,000	\$3,058,805	10/3/2019	10/3/2024
FQ16036D	Signature Renovations LLC	CONSTRUCTION	\$15,000,000	\$22,805	10/10/2017	10/9/2022
FQ19172A	AECOM, USA, INC.	CONSULT	\$15,000,000	\$1,193,404	10/3/2019	10/3/2024
FQ170440	Orion Management LLC	CONSTRUCTION	\$11,789,771	\$43,315	12/27/2018	6/30/2022
FQ18185	Schneider Electric Critical Systems, Inc	IT_SOFTWARE_OTH	\$8,897,655	\$1,562,176	6/29/2018	6/30/2023
FQ18000	Clever Devices Ltd	EQUIP_MATL	\$2,103,055	\$2,103,055	3/6/2018	9/11/2019
C20099	CDW Direct LLC CDW Direct	IT_HARDWARE_OTH	\$1,240,405	\$1,159,501	6/30/2020	6/30/2021
FQ19155A	eVigilant Security	EQUIP_MATL	\$996,434	\$775,174	6/20/2019	6/19/2020
CQ18136	Linear Systems Inc	IT_SOFTWARE_OTH	\$261,964	\$261,964	7/31/2018	7/30/2019
FQ17044E	eVigilant Security	CONSTRUCTION	\$0	\$798,651	8/9/2018	6/30/2020
FQ16045	eVigilant Security	CONSTRUCTION	\$0	\$982,460	2/1/2017	12/15/2019
FQ17044A	Aldridge Electric Inc	CONSTRUCTION	\$0	\$1,785,000	12/27/2018	9/30/2022



WASHINGTON METROPOLITAN AREA TRANSIT AUTHORITY

(CIP0150) Support Facility Fire System Rehabilitation

FY2023 Q1

Initiative Type: Program
 Investment Program: Support Equipment/Services
 Investment Category: Business & Operations Support

Mode: Rail
 Location: Systemwide

Description

This project upgrades fire alarm and electronic security systems at support facilities including bus garages, railyards, and administrative buildings.



Expected Outcome

Improves compliance with National Fire Protection Association (NFPA) standards, which will improve the safety of Metro employees, help safeguard Metro assets, and maintain current fire alarm systems in a state of good repair.

Strategic Drivers

Safety	Security	Reliability/SGR

Overall Status

(Programs are ongoing)

Development & Evaluation	
Implementation & Construction	●
Operations Activation	

Metro upgraded fire alarms at the Greenbelt Rail Yard and the Carmen Turner Facility. Carmen Turner Facility Fire Alarm Upgrade are ongoing and anticipated to be completed Q2 FY2023.

Budget and Funding (\$ Millions)

FY23 Current Budget	YTD % Budget Expended
\$10.55	2%

FY23 Funding Sources	YTD Expended
Formula	\$0.00
PRIIA	\$0.00
Other	\$0.00
Federal Subtotal	\$0.00
System Performance	\$0.00
Reimbursable/Other	\$0.00
DC Dedicated Funding	\$0.07
MD Dedicated Funding	\$0.07
VA Non-Restricted Dedicated Funding	\$0.05
VA Restricted Dedicated Funding	\$0.01
Local Subtotal	\$0.20
Debt	\$0.00
Net Accruals	(\$0.03)
Total FY23 Expenditures	\$0.17



WASHINGTON METROPOLITAN AREA TRANSIT AUTHORITY

(CIP0150)

Top 30 Active Contracts by Allocated CIP Value

Contract Number	Vendor	Activity	Contract Value	Allocated CIP Value	Contract Start Date	Contract Expiration Date
FQ15191-FY18	Gannett Fleming-Parsons Joint Venture II	CONSULT	\$100,000,000	\$701,959	2/11/2017	3/31/2020
FQ18033G	Gannett Fleming Engineers and Architects	CONSULT	\$90,000,000	\$500,000	8/23/2018	8/23/2023
FQ15192-FY18	Mott MacDonald I&E, LLC	ENGINEERING	\$75,000,000	\$410,783	3/8/2017	12/31/2019
FQ16036A	Potomac Construction Co Inc	CONSTRUCTION	\$17,972,366	\$649,517	10/10/2017	10/9/2022
FQ170440	Orion Management LLC	CONSTRUCTION	\$11,789,771	\$150,000	12/27/2018	6/30/2022
FQ16045	eVigilant Security	CONSTRUCTION	\$5,526,709	\$31,098	2/1/2017	12/15/2019
FQ17044S	Singleton Electric Company, Inc.	CONSTRUCTION	\$0	\$11,500	8/9/2018	6/30/2021



WASHINGTON METROPOLITAN AREA TRANSIT AUTHORITY

(CIP0151) Rail Station Cooling Rehabilitation Program

FY2023 Q1

Initiative Type: Program
 Investment Program: Station Systems
 Investment Category: Stations and Passenger Facilities

Mode: Rail
 Location: Systemwide

Description

This program rehabilitates and replaces station cooling system components including, but not limited to, chiller plants, cooling towers, water piping, ventilation systems, air handling units, and ductwork. During the warmer months of the calendar year, Metro operates equipment to cool and circulate the ambient air in parts of the station.



Expected Outcome



Supports customer and employee comfort during hot days.

Strategic Drivers

 Safety	 Security	 Reliability/SGR
---	--	---

Overall Status

(Programs are ongoing)

Development & Evaluation	
Implementation & Construction	
Operations Activation	

Design work for the replacement of five chillers located at Van Ness, Rosslyn, L'Enfant Plaza (2), and Stadium Armory is progressing. Work is anticipated to begin March 2023, as work can only be done when coolers are not in use during the colder months.

Budget and Funding (\$ Millions)

FY23 Current Budget	YTD % Budget Expended
\$9.81	6%

FY23 Funding Sources	YTD Expended
Formula	\$0.33
PRIIA	\$0.00
Other	\$0.00
Federal Subtotal	\$0.33
System Performance	\$0.00
Reimbursable/Other	\$0.00
DC Dedicated Funding	\$0.03
MD Dedicated Funding	\$0.03
VA Non-Restricted Dedicated Funding	\$0.02
VA Restricted Dedicated Funding	\$0.01
Local Subtotal	\$0.37
Debt	\$0.28
Net Accruals	(\$0.06)
Total FY23 Expenditures	\$0.63



WASHINGTON METROPOLITAN AREA TRANSIT AUTHORITY

(CIP0151)

Top 30 Active Contracts by Allocated CIP Value

Contract Number	Vendor	Activity	Contract Value	Allocated CIP Value	Contract Start Date	Contract Expiration Date
FQ15191-FY18	Gannett Fleming-Parsons Joint Venture II	CONSULT	\$100,000,000	\$1,289,698	2/11/2017	3/31/2020
FQ18033G	Gannett Fleming Engineers and Architects	ENGINEERING	\$82,000,000	\$510,330	8/23/2018	8/23/2023
FQ18033F	DHA/RK&K Joint Venture	CONSULT	\$78,000,000	\$1,123,674	8/16/2018	8/16/2023
FQ15191-FY19	Gannett Fleming-Parsons Joint Venture II	ENGINEERING	\$75,000,000	\$99,943	5/2/2017	9/1/2021
FQ19172G	Gannett Fleming Engineers and Architects	CONSULT	\$70,250,000	\$1,072,189	10/3/2019	10/3/2024
FQ19172M	Mott MacDonald-WSP Joint Venture	ENGINEERING	\$55,100,000	\$112,198	10/3/2019	10/3/2024
FQ15191-FY17R	Gannett Fleming-Parsons Joint Venture II	ENGINEERING	\$40,000,000	\$1,480,000	7/1/2016	7/31/2020
FQ16036A	Potomac Construction Co Inc	CONSTRUCTION	\$17,972,366	\$987,727	10/10/2017	10/9/2022
FQ16036B	The Matthews Group, Inc. T/A TMG Constru	CONSTRUCTION	\$17,932,226	\$55,000	10/10/2017	10/9/2022
FQ19204	Paramount Mechanical Corp	CONSTRUCTION	\$10,609,000	\$10,609,000	9/5/2019	5/14/2021
FQ19162	Edward Kocharian & Co Inc	CONSTRUCTION	\$6,804,728	\$150,000	7/5/2019	11/4/2020



WASHINGTON METROPOLITAN AREA TRANSIT AUTHORITY

(CIP0152) Parking Garage and Surface Lot Rehabilitation

FY2023 Q1

Initiative Type: Program
 Investment Program: Platforms & Structures
 Investment Category: Stations and Passenger Facilities

Mode: Rail
 Location: Systemwide

Description

This program will rehabilitate parking facilities including garages and surface lots.



Expected Outcome




Allows parking facilities to be maintained in a state of good repair to prevent property damage, improve the customer experience, improve customer safety as measured by the Metrorail customer injury rate performance indicator [FY21 target of ≤177 injuries]..

Strategic Drivers

		
Safety	Security	Reliability/SGR

Overall Status

(Programs are ongoing)

Development & Evaluation	
Implementation & Construction	
Operations Activation	

Metro has active contracts to rehabilitate five additional parking garages (Wheaton, Addison Rd, Huntington, Anacostia, and New Carrollton). Parking garage rehabilitation work is currently ongoing at Wheaton and Anacostia. Surface lot repair/rehabilitation has been completed at Landover and is underway at East Falls Church, Rockville, and Capitol Heights. In, Q1 FY2023 Metro continues work at Rockville, Capitol Heights, East Falls Church.

Budget and Funding (\$ Millions)

FY23 Current Budget	YTD % Budget Expended
\$13.54	33%

FY23 Funding Sources	YTD Expended
Formula	\$2.18
PRIIA	\$0.00
Other	\$0.00
Federal Subtotal	\$2.18
System Performance	\$0.00
Reimbursable/Other	\$0.00
DC Dedicated Funding	\$0.46
MD Dedicated Funding	\$0.43
VA Non-Restricted Dedicated Funding	\$0.31
VA Restricted Dedicated Funding	\$0.09
Local Subtotal	\$1.59
Debt	\$0.30
Net Accruals	\$0.75
Total FY23 Expenditures	\$4.52

Notes: All figures are preliminary and unaudited.



WASHINGTON METROPOLITAN AREA TRANSIT AUTHORITY

(CIP0152) Top 30 Active Contracts by Allocated CIP Value

Table with 7 columns: Contract Number, Vendor, Activity, Contract Value, Allocated CIP Value, Contract Start Date, Contract Expiration Date. It lists 30 active contracts with their respective values and dates.



WASHINGTON METROPOLITAN AREA TRANSIT AUTHORITY

(CIP0170) Facility Roof Rehabilitation and Replacement

FY2023 Q1

Initiative Type: Program
 Investment Program: Support Equipment/Services
 Investment Category: Business & Operations Support

Mode: Systemwide
 Location: Systemwide

Description

This program supports facility roof rehabilitation and replacement including the preparation of assessment reports, sampling, removal, and installation of new roofing systems. Metro has over 600 locations that need to be maintained in a state of good repair.



Expected Outcome




Addresses the protection of critical infrastructure, systems, and contents of Metro's buildings and helps prevent potential safety issues.

Strategic Drivers

 Safety	 Security	 Reliability/SGR
---	--	---

Overall Status

(Programs are ongoing)

Development & Evaluation	
Implementation & Construction	
Operations Activation	

Roof rehabilitation at Queenstowns and Braddock Rd continues to take place. The Roof and Skylight replacement at Glenmont Bus Bay commenced in Q1 FY2023.

Budget and Funding (\$ Millions)

FY23 Current Budget	YTD % Budget Expended
\$4.38	21%

FY23 Funding Sources	YTD Expended
Formula	\$0.67
PRIIA	\$0.00
Other	\$0.00
Federal Subtotal	\$0.67
System Performance	\$0.04
Reimbursable/Other	\$0.00
DC Dedicated Funding	\$0.00
MD Dedicated Funding	\$0.00
VA Non-Restricted Dedicated Funding	\$0.00
VA Restricted Dedicated Funding	\$0.00
Local Subtotal	\$0.80
Debt	\$0.75
Net Accruals	(\$0.55)
Total FY23 Expenditures	\$0.92



WASHINGTON METROPOLITAN AREA TRANSIT AUTHORITY

(CIP0170)

Top 30 Active Contracts by Allocated CIP Value

Contract Number	Vendor	Activity	Contract Value	Allocated CIP Value	Contract Start Date	Contract Expiration Date
FQ19021A	DJB Contracting Inc	CONSTRUCTION	\$100,000,000	\$134,250	9/30/2019	9/29/2021
FQ15191-FY18	Gannett Fleming-Parsons Joint Venture II	CONSULT	\$100,000,000	\$1,349,433	2/11/2017	3/31/2020
FQ18033G	Gannett Fleming Engineers and Architects	CONSULT	\$90,000,000	\$1,982,950	8/23/2018	8/23/2023
FQ18033F	DHA/RK&K Joint Venture	CONSULT	\$88,000,000	\$122,820	8/16/2018	8/16/2023
FQ15191-FY19	Gannett Fleming-Parsons Joint Venture II	ENGINEERING	\$75,000,000	\$111,690	5/2/2017	6/30/2021
FQ18033A	Parsons Transportation Group Inc	CONSULT	\$50,000,000	\$130,113	9/24/2018	9/24/2023
FQ19021C	Patuxent Roofing and Contracting, Inc.	CONSTRUCTION	\$20,000,000	\$1,230,000	9/30/2019	9/26/2024
FQ16036A	Potomac Construction Co Inc	CONSTRUCTION	\$17,972,366	\$1,687,785	10/10/2017	10/9/2022
FQ16036B	The Matthews Group, Inc. T/A TMG Constru	CONSTRUCTION	\$17,932,226	\$23,000	10/10/2017	10/9/2022
FQ16036D	Signature Renovations LLC	CONSTRUCTION	\$15,000,000	\$50,000	10/10/2017	10/9/2022
FQ18110	CHK America Inc	3RD_PARTY	\$14,443,906	\$27,248	4/12/2018	4/11/2023
FQ19129	Patuxent Roofing and Contracting, Inc.	CONSTRUCTION	\$11,873,125	\$16,656,250	4/18/2019	10/9/2021
FQ19021B	Harbor Roofing and Contracting, Inc.	CONSTRUCTION	\$10,000,000	\$33,788	9/30/2019	9/29/2021
FQ16036-E	W M Schlosser Co Inc	CONSTRUCTION	\$6,166,000	\$2,544,000	10/11/2018	10/9/2022
FQ18063	Patuxent Roofing and Contracting, Inc.	CONSTRUCTION	\$4,737,918	\$4,453,418	6/13/2018	6/11/2020
FQ19021D	Trumble Construction, Inc.	CONSTRUCTION	\$4,000,000	\$124,912	9/30/2019	9/26/2024



WASHINGTON METROPOLITAN AREA TRANSIT AUTHORITY

(CIP0185) Escalator Replacement


FY2023 Q1

Initiative Type: Program
 Investment Program: Vertical Transportation
 Investment Category: Stations and Passenger Facilities

Mode: Rail
 Location: Systemwide

Description

This program replaces escalators that have reached the end of their useful life.



Expected Outcome




Maintains escalators in a state of good repair to prevent potential safety issues and preserve availability as measured by the Escalator Availability key performance indicator [FY21 target ≥92%]. In addition, modernized units are as much as 30% more energy efficient than the old units.

Strategic Drivers

 Safety	 Security	 Reliability/SGR
---	--	---

Overall Status

(Programs are ongoing)

Development & Evaluation	
Implementation & Construction	
Operations Activation	

In Q1 FY2023, Metro completed the replacement of seven escalator units – Ballston (2), Capitol South, Takoma, Metro Center(2) & Tenley Town Metrorail stations.

Budget and Funding (\$ Millions)

FY23 Current Budget	YTD % Budget Expended
\$18.50	52%

FY23 Funding Sources	YTD Expended
Formula	\$0.00
PRIIA	\$3.57
Other	\$0.00
Federal Subtotal	\$3.57
System Performance	\$0.00
Reimbursable/Other	\$0.00
DC Dedicated Funding	\$0.00
MD Dedicated Funding	\$0.00
VA Non-Restricted Dedicated Funding	\$0.00
VA Restricted Dedicated Funding	\$0.00
Local Subtotal	\$0.09
Debt	\$0.09
Net Accruals	\$6.04
Total FY23 Expenditures	\$9.70



WASHINGTON METROPOLITAN AREA TRANSIT AUTHORITY

(CIP0185)

Top 30 Active Contracts by Allocated CIP Value

Contract Number	Vendor	Activity	Contract Value	Allocated CIP Value	Contract Start Date	Contract Expiration Date
F20064	Kone Inc	CONSTRUCTION	\$179,798,318	\$385,319	12/24/2020	12/23/2027
FQ12220	Kone Inc	CONSTRUCTION	\$176,405,737	\$83,272	1/14/2013	1/31/2021
FQ18033F	DHA/RK&K Joint Venture	CONSULT	\$80,700,000	\$229,835	8/16/2018	8/16/2023
C20147	K&J Consulting Services Inc	CONSTRUCTION	\$19,773,890	\$75,000	9/30/2020	10/31/2025
FQ18110	CHK America Inc	3RD_PARTY	\$14,443,906	\$54,495	4/12/2018	4/11/2023
C20113	Transportation Management Service Inc	3RD_PARTY	\$10,196,919	\$218,207	5/22/2020	5/21/2022
CCSCM211074	Sharp And Company	CONSULT	\$4,868,000	\$51,238	5/17/2021	5/17/2023
FQ15191-FY19	Gannett Fleming-Parsons Joint Venture II	CONSULT		\$763,551	5/2/2017	6/30/2020



WASHINGTON METROPOLITAN AREA TRANSIT AUTHORITY

(CIP0197) Support Facility Improvements

FY2023 Q1

Initiative Type: Program
 Investment Program: Support Equipment/Services
 Investment Category: Business & Operations Support
 Mode: Systemwide
 Location: Systemwide

Description

This program will provide for the rehabilitation of support facilities to maintain them in a state of good repair.



Expected Outcome




Improves the productivity and satisfaction of Metro employees and improves Metro's ability to recruit and maintain workforce by providing safer and more modern facilities and worker amenities.

Strategic Drivers

 Safety	 Security	 Reliability/SGR
---	--	---

Overall Status

(Programs are ongoing)

Development & Evaluation	
Implementation & Construction	
Operations Activation	

Metro continued work to replace HVAC units at the Carmen Turner Facility. The continued work includes Mechanical Upgrades at CTF to include: 6 Exhaust Fans Removed and Replaced, Removal and Replacement of 3 Roof Top Units, CTF Data Center HVAC upgrade, and installation of a Turnkey Dynamometer.

Budget and Funding (\$ Millions)

FY23 Current Budget	YTD % Budget Expended
\$8.39	7%

FY23 Funding Sources	YTD Expended
Formula	\$0.00
PRIIA	\$0.00
Other	\$0.00
Federal Subtotal	\$0.00
System Performance	\$0.00
Reimbursable/Other	\$0.00
DC Dedicated Funding	\$0.29
MD Dedicated Funding	\$0.27
VA Non-Restricted Dedicated Funding	\$0.19
VA Restricted Dedicated Funding	\$0.06
Local Subtotal	\$0.82
Debt	\$0.00
Net Accruals	(\$0.21)
Total FY23 Expenditures	\$0.60



WASHINGTON METROPOLITAN AREA TRANSIT AUTHORITY

(CIP0197)

Top 30 Active Contracts by Allocated CIP Value

Contract Number	Vendor	Activity	Contract Value	Allocated CIP Value	Contract Start Date	Contract Expiration Date
FQ18033G	Gannett Fleming Engineers and Architects	CONSULT	\$96,700,000	\$343,207	8/23/2018	8/23/2023
FQ15192-FY18	Mott MacDonald I&E, LLC	CONSULT	\$75,000,000	\$150,000	3/8/2017	12/31/2019
FQ18033B	HNTB Corporation	ENGINEERING	\$67,141,893	\$278,446	8/2/2018	8/2/2023
CIRPG211139	W M Schlosser Co Inc	CONSTRUCTION	\$7,688,000	\$7,688,000	4/19/2022	7/31/2023



WASHINGTON METROPOLITAN AREA TRANSIT AUTHORITY

(CIP0204) Railcar Rooftop Access Platform

FY2023 Q1

Initiative Type: Project
 Investment Program: Maintenance Facilities
 Investment Category: Railcar and Railcar Facilities

Mode: Rail
 Location: Systemwide

Description

This project installs railcar rooftop access platforms at Alexandria, Brentwood, Shady Grove, Branch Avenue and Greenbelt railyards to allow safe and efficient maintenance of HVAC units on railcars.




Expected Outcome

Provides safe access to the rooftop HVAC units on railcars for maintenance personnel.

Strategic Drivers

 Safety	 Security	 Reliability/SGR
---	--	---

Overall Status

Development & Evaluation	
Implementation & Construction	
Operations Activation	

Railcar Rooftop Platform work has been completed at all planned locations. The project will be 100% complete upon installation of an auxilliary power box at Brentwood which is underway and anticipated to be completed in Q3 FY2023.

Budget and Funding (\$ Millions)

FY23 Current Budget	YTD % Budget Expended

FY23 Funding Sources	YTD Expended
Formula	
PRIIA	
Other	
Federal Subtotal	
System Performance	
Reimbursable/Other	
DC Dedicated Funding	
MD Dedicated Funding	
VA Non-Restricted Dedicated Funding	
VA Restricted Dedicated Funding	
Local Subtotal	
Debt	
Net Accruals	
Total FY23 Expenditures	



WASHINGTON METROPOLITAN AREA TRANSIT AUTHORITY

(CIP0204)

Top 30 Active Contracts by Allocated CIP Value

Contract Number	Vendor	Activity	Contract Value	Allocated CIP Value	Contract Start Date	Contract Expiration Date
FQ15191-FY18	Gannett Fleming-Parsons Joint Venture II	CONSULT	\$100,000,000	\$5,532,338	2/11/2017	3/31/2020
FQ18033G	Gannett Fleming Engineers and Architects	ENGINEERING	\$82,000,000	\$100,000	8/23/2018	8/23/2023
FQ16036A	Potomac Construction Co Inc	CONSTRUCTION	\$17,972,366	\$9,210	10/10/2017	10/9/2022
FQ19172G	Gannett Fleming Engineers and Architects	ENGINEERING	\$6,250,000	\$268,232	10/3/2019	10/3/2024
C20069	Steven Goodrich/City Construction LLC	CONSTRUCTION	\$4,198,212	\$45,700	12/16/2020	2/23/2022
FQ15191-FY19	Gannett Fleming-Parsons Joint Venture II	ENGINEERING		\$142,833	5/2/2017	6/30/2020



WASHINGTON METROPOLITAN AREA TRANSIT AUTHORITY

(CIP0212) Sustainability/Resiliency Program

FY2023 Q1

Initiative Type: Program
 Investment Program: Support Equipment/Services
 Investment Category: Business & Operations Support

Mode: Systemwide
 Location: Systemwide

Description

This program develops and pilots projects to test and evaluate new technology and practices for suitability and performance within Metro operations. Once tested and evaluated by the sustainability team, these new technologies and processes can be rolled out fully across Metro as part of wider capital investments or operational improvements. Projects typically focus on methods to reduce waste, decrease consumption of energy and water, and assess resilience against environmental factors.



Expected Outcome




Identify investments to reduce Metro's energy consumption, improve environmental stewardship, increase Metro's resiliency, and contribute to improved quality of life in the region.

Strategic Drivers

 Safety	 Security	 Reliability/SGR
---	--	---

Overall Status

(Programs are ongoing)

Development & Evaluation	
Implementation & Construction	
Operations Activation	

Metro is nearing completion of the draft agency-wide Sustainability Action Plan, anticipated in Q3 FY2023. There are plans to analyze climate resiliency in addition to this work beginning in Q2 FY2023. Metro is also advancing construction on a solar carport program. Installation is substantially complete at 2 of 3 locations and construction is anticipated to begin at the final site in Q2 of FY2023.

Budget and Funding (\$ Millions)

FY23 Current Budget	YTD % Budget Expended
\$3.19	15%

FY23 Funding Sources	YTD Expended
Formula	\$0.00
PRIIA	\$0.00
Other	\$0.00
Federal Subtotal	\$0.00
System Performance	\$0.46
Reimbursable/Other	\$0.00
DC Dedicated Funding	\$0.00
MD Dedicated Funding	\$0.00
VA Non-Restricted Dedicated Funding	\$0.00
VA Restricted Dedicated Funding	\$0.00
Local Subtotal	\$0.46
Debt	\$0.00
Net Accruals	\$0.02
Total FY23 Expenditures	\$0.49



WASHINGTON METROPOLITAN AREA TRANSIT AUTHORITY

(CIP0212)

Top 30 Active Contracts by Allocated CIP Value

Contract Number	Vendor	Activity	Contract Value	Allocated CIP Value	Contract Start Date	Contract Expiration Date
FQ15191-FY18	Gannett Fleming-Parsons Joint Venture II	CONSULT	\$100,000,000	\$10,000	2/11/2017	3/31/2020
FQ18033I	AECOM-STV JV	CONSULT	\$45,500,000	\$863,237	7/1/2018	6/30/2025
FQ18033E	Louis Berger (DC), PLLC/Urban Engineers	CONSULT	\$22,500,000	\$304,054	8/21/2018	8/21/2023
FQ18033H	AECOM, USA, INC.	CONSULT	\$12,500,000	\$705,068	8/23/2018	8/23/2023
FQ18110	CHK America Inc	EQUIP_MATL	\$8,635,950	\$34,650	4/12/2018	4/11/2022
C20102A	AECOM, USA, INC.	CONSULT	\$2,239,138	\$313,490	10/1/2020	9/30/2023
17COUN024_H L	Hogan Lovells US LLP	CONSULT	\$1,097,480	\$94,500	7/1/2017	6/30/2020
FQ18165	Mobilight International, Inc.	EQUIP_MATL	\$1,002,080	\$3,600	8/11/2018	8/10/2020
CTRST22034	Robel North America Corp	EQUIP_MATL	\$502,212	\$98,344	9/30/2022	12/30/2022
CQ19163	Happy Valley Intermediate Holdco Inc	3RD_PARTY	\$200,075	\$200,075	6/21/2019	10/20/2020
FQ15190C	Parsons Transportation Group Inc	CONSULT	\$0	\$95,755	3/29/2018	3/28/2023



WASHINGTON METROPOLITAN AREA TRANSIT AUTHORITY

(CIP0213) Capital Program Development Support

FY2023 Q1

Initiative Type: Program
 Investment Program: Support Equipment/Services
 Investment Category: Business & Operations Support

Mode: Systemwide
 Location: Systemwide

Description

This program supports resources necessary to perform capital program development, monitoring, reporting, and strategic planning.



Expected Outcome

Improves Metro's ability to plan, evaluate, prioritize, and report on its extensive capital improvement program.

Strategic Drivers

 Safety	 Security	 Reliability/SGR
---	--	---

Overall Status

(Programs are ongoing)

Development & Evaluation	
Implementation & Construction	●
Operations Activation	

Metro continues to work on capital program communications content, templates, reports & assets.

Budget and Funding (\$ Millions)

FY23 Current Budget	YTD % Budget Expended
\$21.60	20%

FY23 Funding Sources	YTD Expended
Formula	\$0.00
PRIIA	\$0.00
Other	\$0.00
Federal Subtotal	\$0.00
System Performance	\$4.84
Reimbursable/Other	\$0.00
DC Dedicated Funding	\$0.00
MD Dedicated Funding	\$0.00
VA Non-Restricted Dedicated Funding	\$0.00
VA Restricted Dedicated Funding	\$0.00
Local Subtotal	\$4.82
Debt	(\$0.02)
Net Accruals	(\$0.56)
Total FY23 Expenditures	\$4.27



WASHINGTON METROPOLITAN AREA TRANSIT AUTHORITY

(CIP0213)

Top 30 Active Contracts by Allocated CIP Value

Contract Number	Vendor	Activity	Contract Value	Allocated CIP Value	Contract Start Date	Contract Expiration Date
FQ18033F	DHA/RK&K Joint Venture	CONSULT	\$80,700,000	\$5,796,335	8/16/2018	8/16/2023
FQ18033C	WSP USA Inc.	CONSULT	\$70,000,000	\$127,719	8/15/2018	8/15/2023
FQ15190A	AECOM, USA, INC.	CONSULT	\$30,500,000	\$17,176,509	3/29/2018	3/28/2023
FQ10218-18	WSP USA Inc.	CONSULT	\$26,900,640	\$858,905	10/6/2017	12/31/2019
FQ15005A	AECOM, USA, INC.	CONSULT	\$9,307,449	\$764,935	6/5/2015	5/31/2020
FQ15190A-FY19	AECOM, USA, INC.	CONSULT	\$0	\$3,872,352	3/22/2019	6/30/2022
FQ15190D-FY19	WSP USA Inc.	CONSULT	\$0	\$6,994,024	3/22/2019	3/28/2023



WASHINGTON METROPOLITAN AREA TRANSIT AUTHORITY

(CIP0218) Metrorail Station Improvements

FY2023 Q1

Initiative Type: Program
 Investment Program: Platforms & Structures
 Investment Category: Stations and Passenger Facilities

Mode: Rail
 Location: Systemwide

Description

This program supports rehabilitation of station components throughout the system including shaft repairs, entry gates, flooring, and other components and amenities.



Expected Outcome

Improves safety and customer experience by modernizing and maintaining Metrorail station infrastructure and systems in a state of good repair as measured by the Metrorail customer injury rate performance indicator [FY21 target of ≤177 injuries]. Prevents crime and increases the security of employees and customers by ensuring station entry gates are functional.

Strategic Drivers

Overall Status

(Programs are ongoing)

Development & Evaluation	●
Implementation & Construction	●
Operations Activation	

Budget and Funding (\$ Millions)

FY23 Current Budget	YTD % Budget Expended
\$1.00	2%

FY23 Funding Sources	YTD Expended
Formula	\$0.00
PRIIA	\$0.00
Other	\$0.00
Federal Subtotal	\$0.00
System Performance	\$0.00
Reimbursable/Other	\$0.00
DC Dedicated Funding	\$0.00
MD Dedicated Funding	\$0.00
VA Non-Restricted Dedicated Funding	\$0.00
VA Restricted Dedicated Funding	\$0.00
Local Subtotal	\$0.00
Debt	\$0.00
Net Accruals	\$0.02
Total FY23 Expenditures	\$0.02

Notes: All figures are preliminary and unaudited.



WASHINGTON METROPOLITAN AREA TRANSIT AUTHORITY

(CIP0218) Top 30 Active Contracts by Allocated CIP Value

Contract Number	Vendor	Activity	Contract Value	Allocated CIP Value	Contract Start Date	Contract Expiration Date
FQ15191-FY18	Gannett Fleming-Parsons Joint Venture II	CONSULT	\$100,000,000	\$75,000	2/11/2017	3/31/2020
FQ18033G	Gannett Fleming Engineers and Architects	CONSULT	\$90,000,000	\$20,000	8/23/2018	8/23/2023
FQ18033D	Jacobs Engineering Group, Inc.	ENGINEERING	\$84,500,000	\$3,310,989	8/21/2018	8/21/2023
FQ15191-FY19	Gannett Fleming-Parsons Joint Venture II	CONSULT	\$75,000,000	\$33,489	5/2/2017	12/31/2021
FQ15192-FY20	Mott MacDonald I&E, LLC	CONSULT	\$46,000,000	\$1	7/18/2019	6/30/2021
FQ16036A	Potomac Construction Co Inc	CONSTRUCTION	\$25,000,000	\$58,000	10/10/2017	10/9/2022
FQ18033B	HNTB Corporation	CONSULT	\$24,500,000	\$104,595	8/2/2018	8/2/2023



WASHINGTON METROPOLITAN AREA TRANSIT AUTHORITY

(CIP0219) Rail Station Lighting Improvements

FY2023 Q1

Initiative Type: Program
 Investment Program: Station Systems
 Investment Category: Stations and Passenger Facilities

Mode: Rail
 Location: Systemwide

Description

This program improves the lighting and illumination levels within rail stations, including mezzanines, lower level platforms and track beds of Metrorail stations. In addition, exterior lighting as customers access the stations including station pathways and bus loops, are also replaced through this program.



Expected Outcome

Provides lighting to improve customer and employee safety and security as measured by the Metrorail customer injury rate performance indicator [FY21 target of ≤177 injuries], and the rate of crimes against passengers performance indicator [FY21 target of ≤840 crimes]. In addition, newer lights are more efficient and reduce Metro's energy consumption.

Strategic Drivers



Overall Status

(Programs are ongoing)

Development & Evaluation	
Implementation & Construction	●
Operations Activation	●

Metro anticipates releasing an RFP for edge lighting installation at the 49 remaining stations and completing escalator incline lighting work in FY2023. Designs for above ground station site lighting at 12 priority stations are progressing.

Budget and Funding (\$ Millions)

FY23 Current Budget	YTD % Budget Expended
\$19.12	4%

FY23 Funding Sources	YTD Expended
Formula	\$0.52
PRIIA	\$0.00
Other	\$0.00
Federal Subtotal	\$0.52
System Performance	\$0.00
Reimbursable/Other	\$0.00
DC Dedicated Funding	\$0.03
MD Dedicated Funding	\$0.03
VA Non-Restricted Dedicated Funding	\$0.02
VA Restricted Dedicated Funding	\$0.01
Local Subtotal	\$0.24
Debt	\$0.16
Net Accruals	(\$0.07)
Total FY23 Expenditures	\$0.69



WASHINGTON METROPOLITAN AREA TRANSIT AUTHORITY

(CIP0219)

Top 30 Active Contracts by Allocated CIP Value

Contract Number	Vendor	Activity	Contract Value	Allocated CIP Value	Contract Start Date	Contract Expiration Date
FQ15191-FY18	Gannett Fleming-Parsons Joint Venture II	CONSULT	\$100,000,000	\$450,295	2/11/2017	3/31/2020
FQ16148	C3M Power Systems, LLC	CONSTRUCTION	\$96,659,772	\$348,593	8/7/2017	10/25/2022
FQ18033G	Gannett Fleming Engineers and Architects	ENGINEERING	\$91,200,000	\$303,511	8/23/2018	8/23/2023
FQ18033F	DHA/RK&K Joint Venture	CONSULT	\$88,000,000	\$2,541,832	8/16/2018	8/16/2023
FQ18033A	Parsons Transportation Group Inc	CONSULT	\$77,500,000	\$63,321	9/24/2018	9/24/2023
FQ15191-FY19	Gannett Fleming-Parsons Joint Venture II	CONSULT	\$75,000,000	\$1,743,715	5/2/2017	12/31/2021
FQ18033B	HNTB Corporation	CONSULT	\$70,636,109	\$156,550	8/2/2018	8/2/2023
FQ17179	M.C. Dean, Inc.	CONSTRUCTION	\$64,178,998	\$8,738,049	4/17/2018	4/2/2021
FQ15192-FY18	Mott MacDonald I&E, LLC	CONSULT	\$60,000,000	\$1,245,151	3/8/2017	12/31/2019
FQ170440	Orion Management LLC	CONSTRUCTION	\$11,789,771	\$60,816	12/27/2018	6/30/2022
CQ18173-COOP	Graybar Electric Co Inc	EQUIP_MATL	\$5,000,000	\$8,029	10/30/2018	1/31/2023
CQ16105	C N Robinson Lighting Supply	EQUIP_MATL	\$5,000,000	\$85,033	3/25/2016	4/30/2021
FQ17044A	Aldridge Electric Inc	CONSTRUCTION	\$0	\$881,745	12/27/2018	6/30/2020



WASHINGTON METROPOLITAN AREA TRANSIT AUTHORITY

(CIP0220) Bus Planning Studies Program

FY2023 Q1

Initiative Type: Program
 Investment Program: Passenger Facilities/Systems
 Investment Category: Bus, Bus Facilities & Paratransit

Mode: Bus
 Location: Systemwide

Description

This program advances Metrobus planning studies necessary to sustain the network of services and facilities. Efforts focus on service plans, customer information, facilities management, bus stop accessibility, transit operations, traffic management and service delivery.



Expected Outcome




Optimizes bus service levels and delivery by Metro and other bus services across the region.

Strategic Drivers

 Safety	 Security	 Reliability/SGR
---	--	---

Overall Status

(Programs are ongoing)

Development & Evaluation	
Implementation & Construction	
Operations Activation	

In Q1 FY2023 Metro continued to advance studies related to (1) Annual Line Performance Report; (2) Bus Planning Software (3) Silver Spring Metrobus Facility - Feasibility Study.

Budget and Funding (\$ Millions)

FY23 Current Budget	YTD % Budget Expended
\$1.23	3%

FY23 Funding Sources	YTD Expended
Formula	\$0.00
PRIIA	\$0.00
Other	\$0.00
Federal Subtotal	\$0.00
System Performance	\$0.00
Reimbursable/Other	\$0.00
DC Dedicated Funding	\$0.00
MD Dedicated Funding	\$0.00
VA Non-Restricted Dedicated Funding	\$0.00
VA Restricted Dedicated Funding	\$0.00
Local Subtotal	\$0.15
Debt	\$0.15
Net Accruals	(\$0.11)
Total FY23 Expenditures	\$0.04



WASHINGTON METROPOLITAN AREA TRANSIT AUTHORITY

(CIP0220)

Top 30 Active Contracts by Allocated CIP Value

Contract Number	Vendor	Activity	Contract Value	Allocated CIP Value	Contract Start Date	Contract Expiration Date
FQ18033D	Jacobs Engineering Group, Inc.	CONSULT	\$84,500,000	\$545,193	8/21/2018	8/21/2023
FQ15005A	AECOM, USA, INC.	PLANNING	\$10,003,061	\$327,157	6/5/2015	9/30/2020
FQ15005B	Kimley-Horn and Associates, Inc.	PLANNING	\$5,107,625	\$148,650	6/16/2015	4/30/2021
FQ15205	Sharp And Company	CONSULT	\$2,269,974	\$24,036	1/8/2016	1/7/2020
C20102A	AECOM, USA, INC.	PLANNING	\$2,239,138	\$197,830	10/1/2020	9/30/2023
C20102L	WSP USA Inc.	PLANNING	\$2,062,556	\$463,949	10/1/2020	9/30/2023
C20102K	VHB - Vanasse Hangen Brustlin, Inc.	PLANNING	\$707,534	\$392,740	10/1/2020	9/30/2023
CPLAN222056-KJC	Via Transportation Inc	CONSULT	\$245,365	\$245,365	4/29/2022	4/28/2023



WASHINGTON METROPOLITAN AREA TRANSIT AUTHORITY

(CIP0221) Bus Customer Facility Improvements

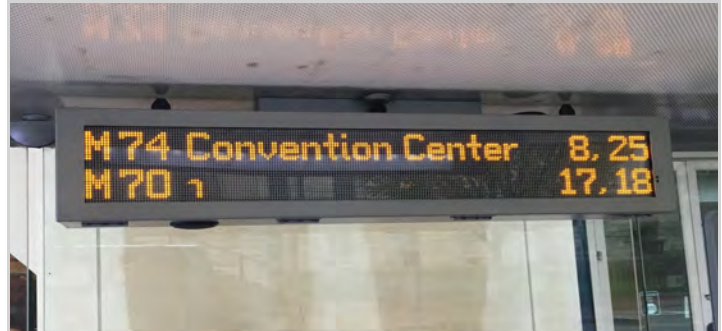
FY2023 Q1

Initiative Type: Program
 Investment Program: Passenger Facilities/Systems
 Investment Category: Bus, Bus Facilities & Paratransit

Mode: Bus
 Location: Systemwide

Description

This program upgrades Metrobus facilities and amenities to achieve and maintain a state of good repair and improve delivery of customer information.



Expected Outcome




Provides more comfortable bus shelters and improves compliance with ADA guidelines. Improves customer communication and information through proper signage, maps and schedules for riders to clearly see bus stops and bus route timetables resulting in improved bus customer satisfaction.

Strategic Drivers

		
Safety	Security	Reliability/SGR

Overall Status

(Programs are ongoing)

Development & Evaluation	
Implementation & Construction	
Operations Activation	

Installation of new bus shelters at College Park-UMD is ongoing, with anticipated completion in Q4 FY2023 and milestones have now been shifted to Q2 FY2023.

Budget and Funding (\$ Millions)

FY23 Current Budget	YTD % Budget Expended
\$25.15	5%

FY23 Funding Sources	YTD Expended
Formula	(\$0.03)
PRIIA	\$0.00
Other	\$0.00
Federal Subtotal	(\$0.03)
System Performance	\$0.00
Reimbursable/Other	\$0.00
DC Dedicated Funding	\$0.00
MD Dedicated Funding	\$0.00
VA Non-Restricted Dedicated Funding	\$0.00
VA Restricted Dedicated Funding	\$0.00
Local Subtotal	\$0.74
Debt	\$0.74
Net Accruals	\$0.66
Total FY23 Expenditures	\$1.36



WASHINGTON METROPOLITAN AREA TRANSIT AUTHORITY

(CIP0221)

Top 30 Active Contracts by Allocated CIP Value

Contract Number	Vendor	Activity	Contract Value	Allocated CIP Value	Contract Start Date	Contract Expiration Date
FQ18033G	Gannett Fleming Engineers and Architects	CONSULT	\$90,000,000	\$100,000	8/23/2018	8/23/2023
FQ15192-FY18	Mott MacDonald I&E, LLC	CONSULT	\$75,000,000	\$70,000	3/8/2017	12/31/2019
FQ18033F	DHA/RK&K Joint Venture	CONSULT	\$70,000,000	\$601,443	8/16/2018	8/16/2023
FQ18033B	HNTB Corporation	CONSULT	\$67,141,893	\$214,189	8/2/2018	8/2/2023
FQ18110	CHK America Inc	EQUIP_MATL	\$14,443,906	\$1,199,905	4/12/2018	4/11/2023
FQ18155	Luminator Technology Group, Inc.	EQUIP_MATL	\$10,751,335	\$707,752	2/28/2019	2/27/2023
FQ16036D	Signature Renovations LLC	CONSTRUCTION	\$9,266,001	\$31,915	10/10/2017	10/9/2022
FQ17044E	eVigilant Security	CONSTRUCTION	\$9,000,000	\$25,433	8/9/2018	6/30/2020
CQ15092A	Mb Staffing Services LLC	CONSULT	\$6,107,024	\$73,730	3/31/2015	3/31/2020
FQ19273D	ADP Consultants, Inc.	CONSTRUCTION	\$2,604,621	\$2,104,620	9/21/2020	4/12/2023
FQ19223	Swiftly, Inc.	IT_SOFTWARE_OTH	\$1,173,500	\$300,000	2/24/2020	2/23/2023
FQ19172Q	CSI Engineering P C	CONSULT	\$500,000	\$436,266	10/3/2019	10/3/2024
F20160	Transit Information Products	EQUIP_MATL	\$276,750	\$276,750	6/8/2020	6/30/2021
FQ19273C	Wycliffe Technologies, Inc.	CONSTRUCTION	\$120,781	\$32,961	4/13/2020	4/12/2023
FQ17044A	Aldridge Electric Inc	CONSTRUCTION	\$0	\$209,000	12/27/2018	6/30/2020



WASHINGTON METROPOLITAN AREA TRANSIT AUTHORITY

(CIP0225) Heavy Repair and Overhaul Facility

FY2023 Q1

Initiative Type: Project
 Investment Program: Maintenance Facilities
 Investment Category: Railcar and Railcar Facilities

Mode: Rail
 Location: Maryland

Description

This project constructs a new Heavy Repair and Overhaul (HRO) Facility in Landover, MD. This will consolidate railcar overhaul functions into a dedicated facility. Currently, railcar rehabilitation and overhaul functions are split between Brentwood and Greenbelt Rail Yards.



Expected Outcome

Improves the efficiency of railcar maintenance by consolidating overhaul operations into one facility. Also provides workers with a modern facility and shop equipment.

Strategic Drivers

Overall Status

Development & Evaluation	●
Implementation & Construction	●
Operations Activation	

Contractor submitted the building design (60%), and site work design (100%) in July, additionally the contractor submitted Phase 2 schedule for a review in July. Resolution meetings are ongoing to maintain quality assurance.

Budget and Funding (\$ Millions)

FY23 Current Budget	YTD % Budget Expended
\$59.76	5%

FY23 Funding Sources	YTD Expended
Formula	\$2.72
PRIIA	\$0.00
Other	\$0.00
Federal Subtotal	\$2.72
System Performance	\$0.00
Reimbursable/Other	\$0.00
DC Dedicated Funding	\$0.00
MD Dedicated Funding	\$0.00
VA Non-Restricted Dedicated Funding	\$0.00
VA Restricted Dedicated Funding	\$0.00
Local Subtotal	\$1.09
Debt	\$1.08
Net Accruals	(\$0.82)
Total FY23 Expenditures	\$2.99

Notes: All figures are preliminary and unaudited.



WASHINGTON METROPOLITAN AREA TRANSIT AUTHORITY

(CIP0225)

Top 30 Active Contracts by Allocated CIP Value

Contract Number	Vendor	Activity	Contract Value	Allocated CIP Value	Contract Start Date	Contract Expiration Date
FQ18033G	Gannett Fleming Engineers and Architects	CONSULT	\$90,000,000	\$200,000	8/23/2018	8/23/2023
FQ18033D	Jacobs Engineering Group, Inc.	ENGINEERING	\$86,000,000	\$1,323,636	8/21/2018	8/21/2023
FQ15192-FY18	Mott MacDonald I&E, LLC	CONSULT	\$75,000,000	\$456,333	3/8/2017	12/31/2019
FQ18033C	WSP USA Inc.	CONSULT	\$73,566,000	\$249,721	8/15/2018	8/15/2023
FQ18033B	HNTB Corporation	ENGINEERING	\$67,141,893	\$64,257	8/2/2018	8/2/2023
FQ19172M	Mott MacDonald-WSP Joint Venture	ENGINEERING	\$50,000,000	\$365,938	10/3/2019	10/3/2024
C20147	K&J Consulting Services Inc	CONSTRUCTION	\$19,773,890	\$120,000	9/30/2020	10/31/2025
FQ19267	Hensel Phelps Construction Co	CONSTRUCTION	\$16,907,966	\$1,700,000	9/1/2020	9/1/2022
FQ19172L	Johnson, Mirmiran & Thompson Inc.	ENGINEERING	\$5,000,000	\$636,361	10/3/2019	10/3/2024
17COUN024_H L	Hogan Lovells US LLP	CONSULT	\$1,097,480	\$237,308	7/1/2017	6/30/2020
17COUN042	Diversified Property Services Inc	CONSULT	\$237,738	\$70,731	10/2/2018	10/2/2021
FQ15190B	HNTB Corporation	CONSULT	\$0	\$355,491	3/29/2018	3/28/2023



WASHINGTON METROPOLITAN AREA TRANSIT AUTHORITY

(CIP0231) Good Luck Road Facility

FY2023 Q1

Initiative Type: Project
 Investment Program: Support Equipment/Services
 Investment Category: Business & Operations Support

Mode: Systemwide
 Location: Maryland

Description

This project builds out the Good Luck Road facility, a support facility for printing, maintenance functions, and storage.



Expected Outcome

Increase workforce productivity and manage operating cost by consolidating multiple leased warehouse and other facilities into a Metro owned facility.

Strategic Drivers

 Safety	 Security	 Reliability/SGR
---	--	---

Overall Status

Development & Evaluation	
Implementation & Construction	●
Operations Activation	

Budget and Funding (\$ Millions)

FY23 Current Budget	YTD % Budget Expended

FY23 Funding Sources	YTD Expended
Formula	
PRIIA	
Other	
Federal Subtotal	
System Performance	
Reimbursable/Other	
DC Dedicated Funding	
MD Dedicated Funding	
VA Non-Restricted Dedicated Funding	
VA Restricted Dedicated Funding	
Local Subtotal	
Debt	
Net Accruals	
Total FY23 Expenditures	



WASHINGTON METROPOLITAN AREA TRANSIT AUTHORITY

(CIP0231)

Top 30 Active Contracts by Allocated CIP Value

Contract Number	Vendor	Activity	Contract Value	Allocated CIP Value	Contract Start Date	Contract Expiration Date
FQ15191-FY18	Gannett Fleming-Parsons Joint Venture II	CONSULT	\$100,000,000	\$10,000	2/11/2017	3/31/2020
FQ18033G	Gannett Fleming Engineers and Architects	CONSULT	\$90,000,000	\$1,682,950	8/23/2018	8/23/2023
FQ18033F	DHA/RK&K Joint Venture	CONSULT	\$88,000,000	\$122,820	8/16/2018	8/16/2023
FQ18033C	WSP USA Inc.	CONSULT	\$60,000,000	\$95,000	8/15/2018	8/15/2023
FQ19021C	Patuxent Roofing and Contracting, Inc.	CONSTRUCTION	\$20,000,000	\$471,554	9/30/2019	9/29/2021
FQ16036-G	F.H. Paschen, S.N. Nielsen & Assoc., LLC	CONSTRUCTION	\$4,137,195	\$12,245	10/15/2018	2/9/2023
FQ19273A	Consolidated Construction & Engineering	CONSTRUCTION	\$500,000	\$47,784	4/13/2020	4/12/2023
CFRADS2000212	Atlantic Graphic Systems Inc	CONSTRUCTION	\$490,528	\$490,528	8/21/2020	10/21/2020
FQ17044E	eVigilant Security	CONSTRUCTION	\$0	\$3,448	8/9/2018	6/30/2022
FQ17125	W M Schlosser Co Inc	CONSTRUCTION	\$0	\$386,789	1/20/2018	7/1/2020
FQ15191-FY19	Gannett Fleming-Parsons Joint Venture II	ENGINEERING		\$52,578	5/2/2017	6/30/2020



WASHINGTON METROPOLITAN AREA TRANSIT AUTHORITY

(CIP0241) Flood Resiliency Infrastructure Upgrades

FY2023 Q1

Initiative Type: Project
 Investment Program: Station Systems
 Investment Category: Stations and Passenger Facilities

Mode: Rail
 Location: Systemwide

Description

Since the opening of the first Metro line over 40 years ago, changes in local development, aging of the system, updates in design guidelines and criteria, and the effects of extreme weather events have led to flooding vulnerabilities in the system. This project will assess and construct mitigations to protect stations from flood waters entering into the rail system.



Expected Outcome

Reduces disruption to revenue service and increases passenger safety by mitigating the risk of fire, smoke, and other incidents caused by water intrusion into Metrorail tunnels and stations as measured by the Rail Infrastructure Availability performance indicator [FY21 target ≤7.9% of track under performance restrictions] and the number of fire incidents performance indicator [FY21 target of ≤ 66 incidents annually]. Protects Metro infrastructure and equipment which reduces the frequency and cost of repairs and replacements.

Strategic Drivers



Safety



Security



Reliability/SGR

Overall Status

Development & Evaluation	
Implementation & Construction	
Operations Activation	

Metro continues advancing the design for solutions to flooding issues at 18 underground utility locations. Metro continues to assess the effectiveness of previously raised vent shafts in advance of developing comprehensive flood mitigation solutions for stations.

Budget and Funding (\$ Millions)

FY23 Current Budget	YTD % Budget Expended
FY23 Funding Sources	YTD Expended
Formula	
PRIIA	
Other	
Federal Subtotal	
System Performance	
Reimbursable/Other	
DC Dedicated Funding	
MD Dedicated Funding	
VA Non-Restricted Dedicated Funding	
VA Restricted Dedicated Funding	
Local Subtotal	
Debt	
Net Accruals	
Total FY23 Expenditures	



WASHINGTON METROPOLITAN AREA TRANSIT AUTHORITY

(CIP0241)

Top 30 Active Contracts by Allocated CIP Value

Contract Number	Vendor	Activity	Contract Value	Allocated CIP Value	Contract Start Date	Contract Expiration Date
FQ15191-FY18	Gannett Fleming-Parsons Joint Venture II	CONSULT	\$100,000,000	\$263,713	2/11/2017	3/31/2020
FQ19172M	Mott MacDonald-WSP Joint Venture	ENGINEERING	\$51,000,000	\$879,354	10/3/2019	10/3/2024
FQ18033I	AECOM-STV JV	CONSULT	\$40,000,000	\$1,344,170	7/1/2018	6/30/2025
FQ16036A	Potomac Construction Co Inc	CONSTRUCTION	\$25,000,000	\$515,461	10/10/2017	10/9/2022
FQ19172D	Jacobs Engineering Group, Inc.	ENGINEERING	\$3,500,000	\$958,890	10/3/2019	10/3/2024
FQ16036B	The Matthews Group, Inc. T/A TMG Constru	CONSTRUCTION	\$1,932,810	\$165,343	10/10/2017	10/9/2022
FQ16036-G	F.H. Paschen, S.N. Nielsen & Assoc., LLC	CONSTRUCTION	\$819,000	\$819,000	10/15/2018	10/9/2022



WASHINGTON METROPOLITAN AREA TRANSIT AUTHORITY

(CIP0242) Rail System Drainage Rehabilitation Program

FY2023 Q1

Initiative Type: Program
 Investment Program: Station Systems
 Investment Category: Stations and Passenger Facilities

Mode: Rail
 Location: Systemwide

Description

This program replaces and improves drainage pumping stations that have exceeded their lifecycle throughout the Metrorail system and supports implementation of flood resiliency improvements.



Expected Outcome

Reduces disruption to revenue service and mitigates some of the risk of fire, smoke, and other incidents caused by excess water collecting within Metrorail tunnels and stations as measured by the Rail Infrastructure Availability performance indicator [FY21 target ≤7.9% of track under performance restrictions]. Protects Metro infrastructure and equipment which reduces the frequency and cost of repairs and replacements and helps prevent potential safety issues.

Strategic Drivers

 Safety	 Security	 Reliability/SGR
---	--	---

Overall Status

(Programs are ongoing)

Development & Evaluation	
Implementation & Construction	●
Operations Activation	

Metro continues to work with external parties to conduct design services for replacement of drainage pumping stations and discharge line piping for entire WMATA system. Drainage pump replacement work is ongoing at Wheaton and Federal Triangle with work planned at four additional locations.

Budget and Funding (\$ Millions)

FY23 Current Budget	YTD % Budget Expended
\$17.29	20%

FY23 Funding Sources	YTD Expended
Formula	\$0.00
PRIIA	\$0.00
Other	\$0.00
Federal Subtotal	\$0.00
System Performance	\$0.06
Reimbursable/Other	\$0.00
DC Dedicated Funding	\$0.00
MD Dedicated Funding	\$0.00
VA Non-Restricted Dedicated Funding	\$0.00
VA Restricted Dedicated Funding	\$0.00
Local Subtotal	\$3.23
Debt	\$3.16
Net Accruals	\$0.25
Total FY23 Expenditures	\$3.48



WASHINGTON METROPOLITAN AREA TRANSIT AUTHORITY

(CIP0242)

Top 30 Active Contracts by Allocated CIP Value

Contract Number	Vendor	Activity	Contract Value	Allocated CIP Value	Contract Start Date	Contract Expiration Date
FQ15191-FY18	Gannett Fleming-Parsons Joint Venture II	CONSULT	\$100,000,000	\$1,378,251	2/11/2017	3/31/2020
FQ18033G	Gannett Fleming Engineers and Architects	CONSULT	\$96,700,000	\$223,340	8/23/2018	8/23/2023
FQ18033F	DHA/RK&K Joint Venture	CONSULT	\$78,000,000	\$714,683	8/16/2018	8/16/2023
FQ15192-FY18	Mott MacDonald I&E, LLC	CONSULT	\$75,000,000	\$100,000	3/8/2017	12/31/2019
FQ15191-FY19	Gannett Fleming-Parsons Joint Venture II	ENGINEERING	\$70,000,000	\$212,874	5/2/2017	6/30/2021
FQ18033B	HNTB Corporation	ENGINEERING	\$65,000,000	\$397	8/2/2018	8/2/2023
FQ18033A	Parsons Transportation Group Inc	CONSULT	\$45,000,000	\$1,620	9/24/2018	9/24/2023
FIRPG211167	M & M Welding & Fabricators Inc	CONSTRUCTION	\$26,800,200	\$10,814,518	9/24/2021	9/23/2024
FQ17080	M & M Welding & Fabricators Inc	CONSTRUCTION	\$10,367,542	\$82,043	9/29/2017	6/30/2021



WASHINGTON METROPOLITAN AREA TRANSIT AUTHORITY

(CIP0246) General Engineering

FY2023 Q1

Initiative Type: Program
 Investment Program: Fixed Rail
 Investment Category: Track and Structures Rehabilitation

Mode: Rail
 Location: Systemwide

Description

This program provides general engineering support services for the development of architectural and engineering concept designs to help define the capital projects and address needs that may not be captured as part of other larger capital initiatives. This program helps resolve priority issues identified by Metro's engineers.



Expected Outcome

Develops engineering solutions for maintenance and improvement needs that could lead to a capital investment.

Strategic Drivers

 Safety	 Security	 Reliability/SGR
---	--	---

Overall Status

(Programs are ongoing)

Development & Evaluation	
Implementation & Construction	●
Operations Activation	

Metro continued systemwide bridge inspections and load bearing ratings in Q1 FY2023. The staff augmentation continues to provide State of Good Repair electrical support at Silver Line and Potomac Yard. Metro continues to update its Building information modeling manual.

Budget and Funding (\$ Millions)

FY23 Current Budget	YTD % Budget Expended
\$16.92	31%

FY23 Funding Sources	YTD Expended
Formula	\$0.00
PRIIA	\$0.00
Other	\$0.00
Federal Subtotal	\$0.00
System Performance	\$4.19
Reimbursable/Other	\$0.00
DC Dedicated Funding	\$0.00
MD Dedicated Funding	\$0.00
VA Non-Restricted Dedicated Funding	\$0.00
VA Restricted Dedicated Funding	\$0.00
Local Subtotal	\$4.20
Debt	\$0.00
Net Accruals	\$0.98
Total FY23 Expenditures	\$5.18



WASHINGTON METROPOLITAN AREA TRANSIT AUTHORITY

(CIP0246)

Top 30 Active Contracts by Allocated CIP Value

Contract Number	Vendor	Activity	Contract Value	Allocated CIP Value	Contract Start Date	Contract Expiration Date
FQ15191-FY18	Gannett Fleming-Parsons Joint Venture II	CONSULT	\$100,000,000	\$724,435	2/11/2017	3/31/2020
FQ15191-FY19	Gannett Fleming-Parsons Joint Venture II	ENGINEERING	\$75,000,000	\$9,866	5/2/2017	12/31/2021
FQ19172G	Gannett Fleming Engineers and Architects	CONSULT	\$75,000,000	\$45,500	10/3/2019	10/3/2024
FQ18033C	WSP USA Inc.	ENGINEERING	\$74,300,000	\$329,586	8/15/2018	8/15/2023
FQ18033I	AECOM-STV JV	ENGINEERING	\$70,000,000	\$134,036	7/1/2018	6/30/2025
FQ18033B	HNTB Corporation	CONSULT	\$65,000,000	\$200,000	8/2/2018	8/2/2023
FQ18033F	DHA/RK&K Joint Venture	CONSULT	\$60,000,000	\$150,255	8/16/2018	8/16/2023
FQ18033A	Parsons Transportation Group Inc	CONSULT	\$55,000,000	\$461,393	9/24/2018	9/24/2023
FQ19172M	Mott MacDonald-WSP Joint Venture	ENGINEERING	\$50,000,000	\$3,111,522	10/3/2019	10/3/2024
FQ15191-FY17R	Gannett Fleming-Parsons Joint Venture II	ENGINEERING	\$40,000,000	\$302,064	7/1/2016	7/31/2020
CENGA211235	DLT Solutions, LLC	IT_SOFTWARE_OTH	\$510,484	\$510,484	6/30/2021	6/30/2024
FQ19172R	KGP Design Studio LLC.	ENGINEERING	\$300,000	\$289,596	10/3/2019	10/3/2024
FQ19172KGP	KGP Design Studio, LLC	ENGINEERING	\$300,000	\$289,596	10/3/2019	10/3/2024



WASHINGTON METROPOLITAN AREA TRANSIT AUTHORITY

(CIP0247) Emergency Construction and Emerging Needs Program

FY2023 Q1

Initiative Type: Program
 Investment Program: Fixed Rail
 Investment Category: Track and Structures Rehabilitation

Mode: Rail
 Location: Systemwide

Description

This program supports emergent and emergency needs that arise across the system beyond the scope of other established capital investments.



Expected Outcome

Resolves emergency and emergent issues that impact Metro service and reliability.

Strategic Drivers

		
Safety	Security	Reliability/SGR

Overall Status

(Programs are ongoing)

Development & Evaluation	
Implementation & Construction	●
Operations Activation	●

In Q1 FY2023 Construction of a ledge to catch debris at Gallery Place and concrete work at the Southern Ave parking garage deck are ongoing. Work is ongoing at Gallery Station for debris collection, Southern Ave for concrete repairs, Addison & Vienna for Fire Alarm replacement and Rosslyn Egress for Hatch protection. All anticipated to be completed in Q4 FY2023.

Budget and Funding (\$ Millions)

FY23 Current Budget	YTD % Budget Expended
\$27.54	3%

FY23 Funding Sources	YTD Expended
Formula	\$0.00
PRIIA	\$0.00
Other	\$0.00
Federal Subtotal	\$0.00
System Performance	\$0.00
Reimbursable/Other	\$0.00
DC Dedicated Funding	\$0.00
MD Dedicated Funding	\$0.00
VA Non-Restricted Dedicated Funding	\$0.00
VA Restricted Dedicated Funding	\$0.00
Local Subtotal	\$0.56
Debt	\$0.56
Net Accruals	\$0.35
Total FY23 Expenditures	\$0.91

Notes: All figures are preliminary and unaudited.



WASHINGTON METROPOLITAN AREA TRANSIT AUTHORITY

(CIP0247)

Top 30 Active Contracts by Allocated CIP Value

Contract Number	Vendor	Activity	Contract Value	Allocated CIP Value	Contract Start Date	Contract Expiration Date
FQ19021A	DJB Contracting Inc	CONSTRUCTION	\$100,000,000	\$44,698	9/30/2019	9/29/2021
FQ15191-FY18	Gannett Fleming-Parsons Joint Venture II	CONSULT	\$100,000,000	\$120,000	2/11/2017	3/31/2020
FQ18033G	Gannett Fleming Engineers and Architects	CONSULT	\$90,000,000	\$1,782,950	8/23/2018	8/23/2023
FQ18033F	DHA/RK&K Joint Venture	CONSULT	\$88,000,000	\$122,820	8/16/2018	8/16/2023
FQ16036A	Potomac Construction Co Inc	CONSTRUCTION	\$25,000,000	\$45,045	10/10/2017	10/9/2022
FQ16036B	The Matthews Group, Inc. T/A TMG Constru	CONSTRUCTION	\$18,896,292	\$964,066	10/10/2017	10/9/2022
FQ16036D	Signature Renovations LLC	CONSTRUCTION	\$15,000,000	\$585,800	10/10/2017	2/9/2023
FQ16036-E	W M Schlosser Co Inc	CONSTRUCTION	\$8,935,657	\$45,000	10/11/2018	2/9/2023
FQ19273A	Consolidated Construction & Engineering	CONSTRUCTION	\$669,430	\$169,430	4/13/2020	4/12/2023
FQ19273C	Wycliffe Technologies, Inc.	CONSTRUCTION	\$120,781	\$87,820	4/13/2020	4/12/2023



WASHINGTON METROPOLITAN AREA TRANSIT AUTHORITY

(CIP0251) Automatic Train Control State of Good Repair

FY2023 Q1

Initiative Type: Program
 Investment Program: Signals & Communications
 Investment Category: Rail Systems

Mode: Rail
 Location: Systemwide

Description

This program replaces aging Automatic Train Control (ATC) systems, Train Control Room (TCR) infrastructure and wayside equipment. Obsolete and failing equipment must be replaced at intervals ranging from 20 to 40 years.



Expected Outcome

Increases the safety of Metrorail operations and provides reliable signal operation to minimize disruptions to rail service as measured by the Rail Infrastructure Availability performance indicator [FY21 target ≤7.9% of track under performance restrictions] and the Metrorail customer injury rate performance indicator [FY21 target of ≤177 customer injuries] and prevent potential safety issues.

Strategic Drivers

		
Safety	Security	Reliability/SGR

Overall Status

(Programs are ongoing)

Development & Evaluation	
Implementation & Construction	●
Operations Activation	●

As of FY23 Q1, replacement of outdated signaling/track equipment under both Train Control Room Phases 1 & 2 (TCR1/TCR2) have been combined into a single procurement covering 24 sites and a Notice to Proceed was issued.

Budget and Funding (\$ Millions)

FY23 Current Budget	YTD % Budget Expended
\$56.01	24%

FY23 Funding Sources	YTD Expended
Formula	\$0.00
PRIIA	\$0.98
Other	\$0.00
Federal Subtotal	\$0.98
System Performance	\$0.20
Reimbursable/Other	\$0.00
DC Dedicated Funding	\$0.01
MD Dedicated Funding	\$0.01
VA Non-Restricted Dedicated Funding	\$0.01
VA Restricted Dedicated Funding	\$0.00
Local Subtotal	\$6.48
Debt	\$6.24
Net Accruals	\$5.76
Total FY23 Expenditures	\$13.22



WASHINGTON METROPOLITAN AREA TRANSIT AUTHORITY

(CIP0251)

Top 30 Active Contracts by Allocated CIP Value

Contract Number	Vendor	Activity	Contract Value	Allocated CIP Value	Contract Start Date	Contract Expiration Date
FQ16148	C3M Power Systems, LLC	CONSTRUCTION	\$120,977,362	\$1,455,760	8/7/2017	10/25/2022
FQ15191-FY18	Gannett Fleming-Parsons Joint Venture II	CONSULT	\$100,000,000	\$2,000	2/11/2017	3/31/2020
FQ15192-FY19	Mott MacDonald I&E, LLC	ENGINEERING	\$100,000,000	\$313,674	11/4/2017	6/30/2020
FQ18033G	Gannett Fleming Engineers and Architects	CONSULT	\$90,000,000	\$120,000	8/23/2018	8/23/2023
FQ18033F	DHA/RK&K Joint Venture	CONSULT	\$80,700,000	\$1,076,253	8/16/2018	8/16/2023
FQ15192-FY18	Mott MacDonald I&E, LLC	ENGINEERING	\$75,000,000	\$737,474	3/8/2017	12/31/2019
FQ18033I	AECOM-STV JV	CONSULT	\$71,000,000	\$249,771	7/1/2018	6/30/2025
FQ19172M	Mott MacDonald-WSP Joint Venture	CONSULT	\$57,400,000	\$1,409,285	10/3/2019	10/3/2024
FQ18033A	Parsons Transportation Group Inc	CONSULT	\$56,700,000	\$2,167,982	9/24/2018	9/24/2023
FQ15192-FY20	Mott MacDonald I&E, LLC	ENGINEERING	\$46,000,000	\$2,404,472	7/18/2019	8/1/2021
FQ18134	M.C. Dean, Inc.	CONSTRUCTION	\$27,109,629	\$128,601	1/2/2019	12/31/2023
FQ18033B	HNTB Corporation	CONSULT	\$24,500,000	\$104,595	8/2/2018	8/2/2023
C20147	K&J Consulting Services Inc	CONSTRUCTION	\$19,773,890	\$195,000	9/30/2020	10/31/2025
FQ16036B	The Matthews Group, Inc. T/A TMG Constru	CONSTRUCTION	\$17,932,226	\$5,400	10/10/2017	10/9/2022
FQ18110	CHK America Inc	3RD_PARTY	\$14,443,906	\$27,248	4/12/2018	4/11/2023
C20113	Transportation Management Service Inc	3RD_PARTY	\$10,784,752	\$1,563	5/22/2020	5/21/2022
FQ17131	A & K Railroad Materials Inc	EQUIP_MATL	\$9,332,040	\$7,690	7/18/2017	7/17/2020
FQ13065	Ideal Electrical Supply Corp	EQUIP_MATL	\$8,036,000	\$229,180	10/3/2013	10/6/2019
FQ18070	B&C Transit Consultants Inc.	CONSTRUCTION	\$6,040,000	\$5,988,855	11/5/2018	11/9/2021
CQ16014	Staples Business Advantage	EQUIP_MATL	\$6,000,000	\$202	11/2/2015	8/1/2019
FQ19187	Alstom Signaling Inc	EQUIP_MATL	\$5,136,803	\$804,113	2/28/2019	9/8/2020
CQ18197-COOP-1	GRAINGER	EQUIP_MATL	\$5,000,000	\$56,585	11/1/2018	10/21/2019
CQ18173-COOP	Graybar Electric Co Inc	EQUIP_MATL	\$5,000,000	\$893,765	10/30/2018	1/31/2023
FQ15205	Sharp And Company	3RD_PARTY	\$4,544,391	\$48,091	1/8/2016	7/7/2021
FQ17132	Unitrac Railroad Materials, Inc.	EQUIP_MATL	\$4,001,839	\$192,870	3/2/2018	3/1/2023
FSSRP222180	HITACHI Rail STS USA, Inc.	CONSTRUCTION	\$3,219,810	\$3,219,810	5/9/2022	5/8/2027
FQ18119	B&C Transit Consultants Inc.	CONSTRUCTION	\$2,651,145	\$40,000	12/31/2018	1/15/2022
FQ19043	Stella-Jones Corporation	EQUIP_MATL	\$1,968,506	\$6,220	10/26/2018	11/30/2020
FATCM200227	HITACHI Rail STS USA, Inc.	EQUIP_MATL	\$510,822	\$510,822	9/30/2020	9/30/2021
FQ18191	RailComm	EQUIP_MATL	\$267,144	\$267,144	7/23/2018	7/22/2023
FQ19093 (A)	Anixter Wire And Cable	EQUIP_MATL	\$0	\$35,701	8/30/2019	8/29/2024
FQ19275A	HITACHI Rail STS USA, Inc.	EQUIP_MATL	\$0	\$432,888	6/11/2020	11/4/2022

Notes: All figures are preliminary and unaudited.



WASHINGTON METROPOLITAN AREA TRANSIT AUTHORITY

Contract Number	Vendor	Activity	Contract Value	Allocated CIP Value	Contract Start Date	Contract Expiration Date
FQ18050 (A)	Prysmian Group Specialty Cables LLC	EQUIP_MATL	\$0	\$1,522,039	4/18/2018	4/22/2023



WASHINGTON METROPOLITAN AREA TRANSIT AUTHORITY

(CIP0252) Low Voltage Power State of Good Repair

FY2023 Q1

Initiative Type: Program
 Investment Program: Station Systems
 Investment Category: Stations and Passenger Facilities

Mode: Rail
 Location: Systemwide

Description

This program replaces low voltage power systems, improves various power components, and maintains existing low voltage power systems in a state of good repair.



Expected Outcome

Maintains the reliability of systems that support service by keeping the infrastructure that provides power to station lighting, HVAC, elevators and escalators, train control and communication systems, drainage pumping stations, and other Metrorail station infrastructure in a state of good repair.

Strategic Drivers

Overall Status

(Programs are ongoing)

Development & Evaluation	●
Implementation & Construction	●
Operations Activation	●

In Q1 FY2023 seven (7) 62.5KVA UPS' were delivered and six (6) - 62.5 kV were commissioned. Additional deliveries and commissions are scheduled for Q2.

Budget and Funding (\$ Millions)

FY23 Current Budget	YTD % Budget Expended
\$32.08	25%

FY23 Funding Sources	YTD Expended
Formula	\$2.69
PRIIA	\$0.00
Other	\$0.00
Federal Subtotal	\$2.69
System Performance	\$0.00
Reimbursable/Other	\$0.00
DC Dedicated Funding	\$0.01
MD Dedicated Funding	\$0.01
VA Non-Restricted Dedicated Funding	\$0.00
VA Restricted Dedicated Funding	\$0.00
Local Subtotal	\$4.70
Debt	\$4.68
Net Accruals	\$0.77
Total FY23 Expenditures	\$8.16

Notes: All figures are preliminary and unaudited.



WASHINGTON METROPOLITAN AREA TRANSIT AUTHORITY

(CIP0252)

Top 30 Active Contracts by Allocated CIP Value

Contract Number	Vendor	Activity	Contract Value	Allocated CIP Value	Contract Start Date	Contract Expiration Date
FQ16148	C3M Power Systems, LLC	CONSTRUCTION	\$120,977,362	\$2,784,712	8/7/2017	10/25/2022
FQ15192-FY19	Mott MacDonald I&E, LLC	CONSULT	\$100,000,000	\$42,094	11/4/2017	6/30/2020
FQ18033G	Gannett Fleming Engineers and Architects	CONSULT	\$92,700,000	\$713,474	8/23/2018	8/23/2023
FQ18033D	Jacobs Engineering Group, Inc.	CONSULT	\$86,600,000	\$323,728	8/21/2018	8/21/2023
FQ15192-FY18	Mott MacDonald I&E, LLC	CONSULT	\$75,000,000	\$57,904	3/8/2017	12/31/2019
FQ18033A	Parsons Transportation Group Inc	CONSULT	\$74,000,000	\$0	9/24/2018	9/24/2023
FQ18033C	WSP USA Inc.	ENGINEERING	\$70,000,000	\$869,023	8/15/2018	8/15/2023
FQ18033B	HNTB Corporation	CONSULT	\$65,000,000	\$5,000	8/2/2018	8/2/2023
FQ15191-FY19	Gannett Fleming-Parsons Joint Venture II	CONSULT	\$62,000,000	\$468,037	5/2/2017	6/30/2020
FQ19218	Helix Electric Inc	CONSTRUCTION	\$27,858,004	\$73,000	10/14/2020	10/13/2023
FQ19172M	Mott MacDonald-WSP Joint Venture	ENGINEERING	\$18,000,000	\$189,380	10/3/2019	10/3/2024
FQ16036A	Potomac Construction Co Inc	CONSTRUCTION	\$17,933,366	\$4,900,000	10/10/2017	10/9/2022
FQ16036D	Signature Renovations LLC	CONSTRUCTION	\$15,000,000	\$34,317	10/10/2017	10/9/2022
FQ16150	Benning Power Electronics Inc	CONSTRUCTION	\$8,004,078	\$1,305,600	10/12/2016	10/11/2021
CQ18173-COOP	Graybar Electric Co Inc	EQUIP_MATL	\$5,000,000	\$14,940	10/30/2018	1/31/2023
FQ18050 (C)	Anixter Wire And Cable	EQUIP_MATL	\$4,000,000	\$893,057	4/18/2018	4/22/2023
CQ19274-COOP	CDW Direct LLC CDW Direct	IT_HARDWARE_OTH	\$2,401,714	\$333,578	6/28/2019	6/27/2020
FQ19152	Benning Power Electronics Inc	EQUIP_MATL	\$1,687,600	\$1,687,600	5/28/2019	5/27/2020
CRAIL211020	A&A Transfer, Inc.	EQUIP_MATL	\$674,518	\$9,060	12/8/2020	12/7/2022
CMOWE21015	Sortac Systems LLC	ENGINEERING	\$500,000	\$107,752	7/6/2021	7/6/2023
FQ18050 (B)	Prysmian Group Specialty Cables LLC	EQUIP_MATL	\$0	\$342,729	4/18/2018	4/22/2023
FQ17044E	eVigilant Security	CONSTRUCTION	\$0	\$86,900	8/9/2018	6/30/2022
FQ17044A	Aldridge Electric Inc	CONSTRUCTION	\$0	\$112,250	12/27/2018	9/30/2022
FQ17044S	Singleton Electric Company, Inc.	CONSTRUCTION	\$0	\$356,000	8/9/2018	7/31/2022
FQ11289-FY17	Potomac Construction Co Inc	CONSTRUCTION	\$0	\$2,214,825	1/12/2017	11/30/2019



WASHINGTON METROPOLITAN AREA TRANSIT AUTHORITY

(CIP0253) Traction Power State of Good Repair

FY2023 Q1

Initiative Type: Program
 Investment Program: Power
 Investment Category: Rail Systems

Mode: Rail
 Location: Systemwide

Description

This program replaces traction power systems, improves various traction power components, and maintains existing traction power systems in a state of good repair in order to deliver safe and reliable Metrorail operations.



Expected Outcome




Addresses the ability to provide Metrorail service through replacement or rehabilitation of critical infrastructure that delivers propulsion power to Metrorail. Improvements decrease speed restrictions imposed on trains, and reduce the risk of safety incidents including track fire incidents and stray current problems as measured by the Rail Infrastructure Availability performance indicator [FY21 target ≤7.9% of track under performance restrictions] and the number of fire incidents performance indicator [FY21 target of ≤ 66 incidents annually].

Strategic Drivers

 Safety	 Security	 Reliability/SGR
---	--	---

Overall Status

(Programs are ongoing)

Development & Evaluation	
Implementation & Construction	
Operations Activation	

Metro will begin a four-year effort to replace equipment at 12 Traction Power Substations and 9 Tie Breaker Stations in FY2024. The replacement of the cable tray at Rosslyn and installation of the negative return switchgear has been completed. Transformer replacements are ongoing at various locations. Metro continues to megger and replace cable.

Budget and Funding (\$ Millions)

FY23 Current Budget	YTD % Budget Expended
\$43.23	43%

FY23 Funding Sources	YTD Expended
Formula	\$4.10
PRIIA	\$0.00
Other	\$0.00
Federal Subtotal	\$4.10
System Performance	\$0.00
Reimbursable/Other	\$0.00
DC Dedicated Funding	\$0.39
MD Dedicated Funding	\$0.37
VA Non-Restricted Dedicated Funding	\$0.26
VA Restricted Dedicated Funding	\$0.08
Local Subtotal	\$8.20
Debt	\$7.11
Net Accruals	\$6.07
Total FY23 Expenditures	\$18.38

Notes: All figures are preliminary and unaudited.



WASHINGTON METROPOLITAN AREA TRANSIT AUTHORITY

(CIP0253)

Top 30 Active Contracts by Allocated CIP Value

Contract Number	Vendor	Activity	Contract Value	Allocated CIP Value	Contract Start Date	Contract Expiration Date
FQ18117AWD	Kiewit Infrastructure Company	CONSTRUCTION	\$297,350,000	\$13,100,000	12/10/2018	4/10/2020
FQ16148	C3M Power Systems, LLC	CONSTRUCTION	\$120,977,362	\$10,308,033	8/7/2017	10/25/2022
FIRPG211191	C3M Power Systems, LLC	CONSTRUCTION	\$109,309,197	\$109,309,197	1/21/2022	12/31/2025
FQ15191-FY18	Gannett Fleming-Parsons Joint Venture II	CONSULT	\$100,000,000	\$100,000	2/11/2017	3/31/2020
FQ15192-FY19	Mott MacDonald I&E, LLC	ENGINEERING	\$100,000,000	\$332,578	11/4/2017	6/30/2020
FQ18033G	Gannett Fleming Engineers and Architects	CONSULT	\$92,700,000	\$713,474	8/23/2018	8/23/2023
FQ18033F	DHA/RK&K Joint Venture	CONSULT	\$88,000,000	\$116,820	8/16/2018	8/16/2023
FQ18033D	Jacobs Engineering Group, Inc.	CONSULT	\$86,600,000	\$323,728	8/21/2018	8/21/2023
FQ19061	C3M Power Systems, LLC	CONSTRUCTION	\$80,071,512	\$33,000	4/22/2019	6/30/2022
FQ17165	C3M Power Systems, LLC	CONSTRUCTION	\$76,926,315	\$1,070,000	4/20/2018	6/30/2023
FQ15192-FY18	Mott MacDonald I&E, LLC	ENGINEERING	\$75,000,000	\$898,689	3/8/2017	12/31/2019
FQ18033A	Parsons Transportation Group Inc	CONSULT	\$74,000,000	\$66,829	9/24/2018	9/24/2023
FQ19172G	Gannett Fleming Engineers and Architects	ENGINEERING	\$72,500,000	\$1,787,852	10/3/2019	10/3/2024
FQ18033I	AECOM-STV JV	ENGINEERING	\$70,500,000	\$255,920	7/1/2018	6/30/2025
FQ18033C	WSP USA Inc.	ENGINEERING	\$70,000,000	\$863,484	8/15/2018	8/15/2023
FQ18033B	HNTB Corporation	ENGINEERING	\$67,141,893	\$42,838	8/2/2018	8/2/2023
FQ19172M	Mott MacDonald-WSP Joint Venture	ENGINEERING	\$55,500,000	\$99,516	10/3/2019	10/3/2024
FQ15192-FY20	Mott MacDonald I&E, LLC	ENGINEERING	\$46,000,000	\$40,781	7/18/2019	6/30/2020
C20147	K&J Consulting Services Inc	CONSTRUCTION	\$19,773,890	\$75,000	9/30/2020	10/31/2025
FQ16036B	The Matthews Group, Inc. T/A TMG Constru	CONSTRUCTION	\$18,896,292	\$39,349	10/10/2017	2/9/2023
FQ17101B	Kupper Engineering, Inc.	EQUIP_MATL	\$10,638,016	\$39,900	5/7/2018	6/30/2023
CQ16014	Staples Business Advantage	EQUIP_MATL	\$6,000,000	\$4,370	11/2/2015	8/1/2019
C20065	GRAINGER	EQUIP_MATL	\$5,000,000	\$42,620	11/13/2019	12/21/2022
CQ18173-COOP	Graybar Electric Co Inc	EQUIP_MATL	\$5,000,000	\$1,274,082	10/30/2018	1/31/2023
FIRPG211014	C3M Power Systems, LLC	CONSTRUCTION	\$4,186,209	\$11,500	2/2/2021	6/30/2022
FQ18050 (C)	Anixter Wire And Cable	EQUIP_MATL	\$4,000,000	\$62,493	4/18/2018	4/22/2023
CQ19274-COOP	CDW Direct LLC CDW Direct	IT_HARDWARE_OTH	\$2,401,714	\$218,551	6/28/2019	6/27/2020
FQ19135	Mac Products Inc	EQUIP_MATL	\$1,391,378	\$452,389	12/20/2019	12/19/2022
CQ19056-COOP	MSC Industrial Supply Co	EQUIP_MATL	\$1,000,000	\$46,587	10/22/2018	6/30/2023
FIT01222285-1	Copper River Information Technology	EQUIP_MATL	\$823,950	\$735,670	7/1/2022	8/31/2022
CMOWE21015	Sortac Systems LLC	ENGINEERING	\$500,000	\$107,752	7/6/2021	7/6/2023
CQ19117	The NEFCO Corporation	EQUIP_MATL	\$419,235	\$414,756	4/17/2019	4/16/2020
FQ17101A	Relay & Power Systems	EQUIP_MATL	\$331,948	\$105,602	5/4/2018	6/30/2023
F20152	MAC Electric, LLC	EQUIP_MATL	\$163,620	\$163,620	6/23/2020	6/22/2021

Notes: All figures are preliminary and unaudited.



WASHINGTON METROPOLITAN AREA TRANSIT AUTHORITY

Contract Number	Vendor	Activity	Contract Value	Allocated CIP Value	Contract Start Date	Contract Expiration Date
F20046	EL Tex Industries, Inc.	EQUIP_MATL	\$149,535	\$149,535	11/23/2020	11/22/2022
FMOWE211036	Mac Products Inc	EQUIP_MATL	\$0	\$305,222	12/3/2020	12/31/2021
FQ18050 (B)	Prysmian Group Specialty Cables LLC	EQUIP_MATL	\$0	\$6,014	4/18/2018	4/22/2023
FQ18099	M.C. Dean, Inc.	EQUIP_MATL	\$0	\$526,256	3/15/2019	3/14/2024
FQ18050 (A)	Prysmian Group Specialty Cables LLC	EQUIP_MATL	\$0	\$1,497,593	4/18/2018	4/22/2023
FQ11289-FY17	Potomac Construction Co Inc	CONSTRUCTION	\$0	\$1,753,557	1/12/2017	11/30/2019



WASHINGTON METROPOLITAN AREA TRANSIT AUTHORITY

(CIP0254) Bus Priority Program Development

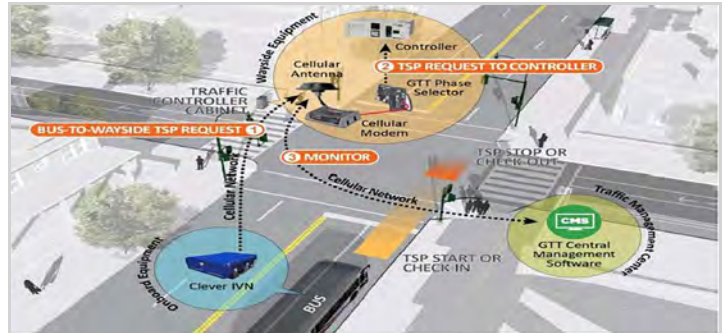
FY2023 Q1

Initiative Type: Program
 Investment Program: Passenger Facilities/Systems
 Investment Category: Bus, Bus Facilities & Paratransit

Mode: Bus
 Location: Systemwide

Description

The Bus Priority Program aims to improve bus service and equity by allowing buses to travel smoothly and efficiently with the aid of new technology and intelligent roadway design. This program plans and implements new initiatives and technology to advance bus priority strategies.



Expected Outcome

Increases the reliability of Metrobus service by developing strategies and working with jurisdictions to reduce travel time of buses through technology that prioritizes bus travel. The development of this program will improve bus operating speeds and reliability for improved rider experience, environmental sustainability, and financial stewardship

Strategic Drivers



Safety



Security



Reliability/SGR

Overall Status

(Programs are ongoing)

Development & Evaluation	●
Implementation & Construction	●
Operations Activation	

In Q1 FY2023 Metro is working with regional transportation entities to expand bus lanes, queue jumps, all door boarding, and Transit Signal Priority. Metro has reviewed Vendor Proposals, identified vendors for demo, coordinated with BMNT and BTRA for implementation and has completed bus exploration and vendor safety training.

Budget and Funding (\$ Millions)

FY23 Current Budget	YTD % Budget Expended
\$3.57	15%

FY23 Funding Sources	YTD Expended
Formula	\$0.00
PRIIA	\$0.00
Other	\$0.00
Federal Subtotal	\$0.00
System Performance	\$0.00
Reimbursable/Other	\$0.00
DC Dedicated Funding	\$0.15
MD Dedicated Funding	\$0.14
VA Non-Restricted Dedicated Funding	\$0.10
VA Restricted Dedicated Funding	\$0.03
Local Subtotal	\$0.42
Debt	\$0.00
Net Accruals	\$0.11
Total FY23 Expenditures	\$0.53

Notes: All figures are preliminary and unaudited.



WASHINGTON METROPOLITAN AREA TRANSIT AUTHORITY

(CIP0254)

Top 30 Active Contracts by Allocated CIP Value

Contract Number	Vendor	Activity	Contract Value	Allocated CIP Value	Contract Start Date	Contract Expiration Date
CQ19104	Dell Marketing LP	EQUIP_MATL	\$194,300,000	\$10,765	7/23/2019	7/22/2023
FQ18033C	WSP USA Inc.	ENGINEERING	\$70,000,000	\$51,394	8/15/2018	8/15/2023
FQ18110	CHK America Inc	EQUIP_MATL	\$14,443,906	\$45,413	4/12/2018	4/11/2023
FQ19131	Clever Devices Ltd.	EQUIP_MATL	\$1,771,011	\$1,585,980	1/11/2019	1/10/2020
C20102A	AECOM, USA, INC.	CONSULT	\$498,531	\$250,781	10/1/2020	9/30/2023
COBTR222084	Mead and Hunt Inc	CONSULT	\$182,380	\$182,380	12/27/2021	12/26/2022
FQ15190C-FY19	Parsons Transportation Group Inc	ENGINEERING	\$0	\$89,732	3/18/2019	6/30/2021
FQ15190C	Parsons Transportation Group Inc	ENGINEERING	\$0	\$872,786	3/29/2018	3/28/2023



WASHINGTON METROPOLITAN AREA TRANSIT AUTHORITY

(CIP0255) Fare Collection Modernization

FY2023 Q1

Initiative Type: Project
 Investment Program: Station Systems
 Investment Category: Stations and Passenger Facilities

Mode: Systemwide
 Location: Systemwide

Description

This project replaces Metro's aging fare collection systems in rail stations, on Metrobuses, and upgrades the back end system that supports fare collection. The investment includes new methods for customers to pay and manage payment accounts.






Expected Outcome

Provides modern infrastructure and payment options for Metro customers that will improve convenience, reliability and decrease maintenance and repair costs.

Strategic Drivers

 Safety	 Security	 Reliability/SGR
---	--	---

Overall Status

Development & Evaluation	
Implementation & Construction	
Operations Activation	

Ongoing Fareboxes testing with installation scheduled for January 2023. Faregates deployment on schedule with 7 mezzanines left to install in Q4 FY2023. Mobile 2.0 enhancement is ongoing, along with Website design, SmartBenefits application upgrades.

Budget and Funding (\$ Millions)

FY23 Current Budget	YTD % Budget Expended
\$53.56	27%

FY23 Funding Sources	YTD Expended
Formula	\$0.00
PRIIA	\$0.00
Other	\$0.00
Federal Subtotal	\$0.00
System Performance	\$0.16
Reimbursable/Other	\$0.00
DC Dedicated Funding	\$0.04
MD Dedicated Funding	\$0.04
VA Non-Restricted Dedicated Funding	\$0.03
VA Restricted Dedicated Funding	\$0.01
Local Subtotal	\$11.71
Debt	\$11.44
Net Accruals	\$2.72
Total FY23 Expenditures	\$14.43



WASHINGTON METROPOLITAN AREA TRANSIT AUTHORITY

(CIP0255)

Top 30 Active Contracts by Allocated CIP Value

Contract Number	Vendor	Activity	Contract Value	Allocated CIP Value	Contract Start Date	Contract Expiration Date
CQ19104	Dell Marketing LP	EQUIP_MATL	\$194,300,000	\$203,897	7/23/2019	7/22/2023
FQ15191-FY18	Gannett Fleming-Parsons Joint Venture II	CONSULT	\$100,000,000	\$10,000	2/11/2017	3/31/2020
FQ18033G	Gannett Fleming Engineers and Architects	CONSULT	\$90,000,000	\$500,000	8/23/2018	8/23/2023
FQ18033F	DHA/RK&K Joint Venture	CONSULT	\$88,000,000	\$40,000	8/16/2018	8/16/2023
FQ15192-FY18	Mott MacDonald I&E, LLC	CONSULT	\$70,000,000	\$1,357,849	3/8/2017	12/31/2019
FQ18033A	Parsons Transportation Group Inc	CONSULT	\$50,000,000	\$130,113	9/24/2018	9/24/2023
FQ18152	STraffic America LLC	DESIGN_BUILD	\$47,947,294	\$2,701,360	6/21/2019	12/31/2022
FQ15192-FY20	Mott MacDonald I&E, LLC	CONSULT	\$46,000,000	\$376,826	7/18/2019	3/6/2021
FCPPM200214-W01	Cubic Transportation Systems Inc.	DESIGN_BUILD	\$38,417,616	\$250,000	12/24/2020	12/23/2024
CQ19236	Cubic Transportation Systems Inc.	IT_SOFTWARE_OTH	\$28,279,665	\$846,848	10/1/2019	9/30/2023
CQ19016	Cubic Transportation Systems Inc.	DESIGN_BUILD	\$19,991,317	\$2,400,969	6/18/2019	12/31/2022
C20147	K&J Consulting Services Inc	CONSTRUCTION	\$19,773,890	\$75,000	9/30/2020	10/31/2025
FQ18056	Cubic Transportation Systems Inc.	IT_HARDWARE_OTH	\$17,002,876	\$1,489,225	6/14/2018	9/24/2022
FQ16036D	Signature Renovations LLC	CONSTRUCTION	\$15,000,000	\$5,158,295	10/10/2017	2/9/2023
FQ14079	Birlasoft Consulting Inc.	CONSULT	\$12,866,516	\$1,026,000	9/15/2014	6/30/2021
CQ18159	Cubic Transportation Systems Inc.	IT_SOFTWARE_OTH	\$10,746,639	\$10,632,970	6/11/2018	12/31/2019
FQ15005A	AECOM, USA, INC.	CONSULT	\$9,307,449	\$86,005	6/5/2015	5/31/2020
CCPPM21014	LTK Engineering Services	CONSULT	\$5,000,000	\$2,021,692	8/23/2021	8/23/2023
CQ15009	Cubic Transporation Systems Inc	CONSULT	\$4,725,520	\$386,296	2/2/2015	9/30/2019
CQ19277	CHYP USA, Inc.	CONSULT	\$3,219,302	\$1,038,179	9/27/2019	9/26/2022
CQ19234	Cubic Transportation Systems Inc.	EQUIP_MATL	\$3,000,000	\$300,000	9/6/2019	9/5/2021
COBTR211208-W03	Reflexions Data LLC	CONSULT	\$2,719,184	\$703,015	10/29/2021	7/17/2023
F20085R	Dell Marketing LP	IT_SOFTWARE_OTH	\$2,293,584	\$315,665	5/11/2020	5/10/2023
FQ17021	eVigilant Security	CONSTRUCTION	\$2,244,485	\$400,000	8/1/2017	12/1/2019
FIT01211022	Insight Public Sector, Inc.	EQUIP_MATL	\$2,148,860	\$879,330	10/6/2020	5/31/2021
CCSCM211074	Sharp And Company	CONSULT	\$1,768,000	\$257,497	5/17/2021	5/17/2023
CCPPM21012	LTK Engineering Services	ENGINEERING	\$1,350,000	\$1,321,327	7/6/2021	7/6/2023
FOBTR211279-W04	Four Nines Technologies	CONSULT	\$1,171,325	\$1,171,325	1/4/2022	1/3/2027
CIT01222273	EastBanc Technologies, LLC	CONSULT	\$1,056,540	\$237,667	5/4/2022	5/3/2023
COBTR21003	LTK Engineering Services	CONSULT	\$1,000,000	\$887,403	7/14/2021	7/6/2023
CIT01211073	Sun Management, Inc.	CONSULT	\$835,274	\$835,274	10/19/2020	6/30/2021
17COUN022_H L	Hogan Lovells US LLP	CONSULT	\$562,275	\$100,000	8/21/2017	1/31/2020
CQ19149	PSI Repair Services Inc	IT_HARDWARE_OTH	\$520,000	\$147,439	4/10/2019	4/9/2020

Notes: All figures are preliminary and unaudited.



WASHINGTON METROPOLITAN AREA TRANSIT AUTHORITY

Contract Number	Vendor	Activity	Contract Value	Allocated CIP Value	Contract Start Date	Contract Expiration Date
CQ18209	Professional Management Consulting	CONSULT	\$474,488	\$474,488	8/8/2018	8/7/2019
C20173-COOP	Copper River Information Technology	CONSULT	\$354,417	\$354,417	7/1/2020	3/23/2021
CQ18167	protoCAD Corporation	EQUIP_MATL	\$342,436	\$342,436	8/13/2018	8/12/2019
CIT01200225	Networking for Future, Inc. (NFF, Inc.)	EQUIP_MATL	\$79,362	\$79,362	7/14/2020	7/13/2021
CIT01211124	Boxboat Technologies LLC	IT_SOFTWARE_OTH	\$65,400	\$65,400	1/8/2021	1/7/2022
CIT01211002	Advanced Computer Concepts	EQUIP_MATL	\$45,927	\$45,927	8/11/2020	11/30/2020
FQ15124_PO W	Powersolv Inc	CONSULT	\$0	\$54,280	4/14/2016	4/30/2021
FQ15124_SIR C*	Software Information Resource Corporatio	CONSULT	\$0	\$39,591	4/13/2016	4/30/2021
FQ15124_COM	Compass Solutions LLC	CONSULT	\$0	\$38,388	4/14/2016	4/30/2021
FQ15124_SFA	Susan Fitzgerald & Associates, Inc.	CONSULT	\$0	\$145,920	4/14/2016	4/30/2021
FQ15124_BIS	Biswas Information Technology Solutions	CONSULT	\$0	\$113,280	4/14/2016	4/30/2020
FQ15124_NFF	Networking for Future, Inc. (NFF, Inc.)	CONSULT	\$0	\$59,390	4/14/2016	4/30/2021
FQ15124_TRI	Trigyn Technologies, Inc.	CONSULT	\$0	\$162,320	4/14/2016	4/30/2021
FQ15124_VIV	Viva USA Inc	CONSULT	\$0	\$177,000	4/14/2016	10/31/2022
FQ15124_EBT	EastBanc Technologies, LLC	CONSULT	\$0	\$4,286,762	4/14/2016	4/30/2021



WASHINGTON METROPOLITAN AREA TRANSIT AUTHORITY

(CIP0256) 7000-Series Railcars

FY2023 Q1

Initiative Type: Project
 Investment Program: Acquisition
 Investment Category: Railcar and Railcar Facilities

Mode: Rail
 Location: Systemwide

Description

This project procures 620 of the 7000 series railcars to replace the 1000, 4000, 5000 series fleets, plus 28 additional railcars. 128 additional 7000 series railcars were acquired through Silver Line Phase 1 and 2 extension projects and funded by the Metropolitan Washington Airports Authority.



Expected Outcome

Replaces the unreliable 1000, 4000, and 5000 series vehicles, which will improve customer safety and reduce failures that interrupt revenue service as measured by the Metrorail customer injury rate performance indicator [FY21 target of ≤177 injuries] and the Rail Fleet Reliability performance indicator [FY21 ≥15,000 miles between failure].

Strategic Drivers

Safety	Security	Reliability/SGR

Overall Status

Development & Evaluation	
Implementation & Construction	●
Operations Activation	

Metro continues to investigate the 7000-Series derailment and perform root-cause analysis, delaying the milestone payment schedule for railcar warranties. Work has resumed on various outstanding 7000 Series modifications for Automatic Train Control software upgrades, railcar door wiring, cybersecurity enhancements, reduction of power consumption, and troubleshooting training for railcar maintenance. Sixty-nine truck assemblies were delivered in FY2022 (11 remaining for FY2023). Metro has installed eight railcar training simulators, with the remaining 12 anticipated to occur throughout FY2023.

Budget and Funding (\$ Millions)

FY23 Current Budget	YTD % Budget Expended
\$42.98	7%

FY23 Funding Sources	YTD Expended
Formula	\$0.00
PRIIA	\$0.61
Other	\$1.64
Federal Subtotal	\$2.26
System Performance	\$0.15
Reimbursable/Other	\$0.00
DC Dedicated Funding	\$0.01
MD Dedicated Funding	\$0.01
VA Non-Restricted Dedicated Funding	\$0.01
VA Restricted Dedicated Funding	\$0.00
Local Subtotal	\$4.93
Debt	\$4.75
Net Accruals	(\$4.33)
Total FY23 Expenditures	\$2.86

Notes: All figures are preliminary and unaudited.



WASHINGTON METROPOLITAN AREA TRANSIT AUTHORITY

(CIP0256)

Top 30 Active Contracts by Allocated CIP Value

Contract Number	Vendor	Activity	Contract Value	Allocated CIP Value	Contract Start Date	Contract Expiration Date
RC7000	Kawasaki Rail Car Inc	RAILCARS	\$1,601,457,905	\$488,428	10/8/2010	12/31/2024
FQ17039	Kawasaki Rail Car Inc	EQUIP_MATL	\$200,000,000	\$5,023,315	8/28/2017	7/30/2020
C20050-A	Kawasaki Rail Car Inc	RAILCARS	\$42,240,000	\$42,240,000	5/4/2020	3/31/2022
FQ19148	LTK Engineering Services	ENGINEERING	\$31,476,039	\$6,799,988	7/8/2019	6/30/2026
C20147	K&J Consulting Services Inc	CONSTRUCTION	\$19,773,890	\$3,000	9/30/2020	10/31/2025
CQ19284	Fundacion Fomento Innovacion Industrial	IT_HARDWARE_OTH	\$3,200,640	\$98,000	6/16/2020	6/15/2025
FCENV222230-RLJ	Transportation Technology Center Inc	ENGINEERING	\$1,600,000	\$312,000	5/13/2022	12/31/2022
CQ18198	RemacUSA, Inc.	RAILCARS	\$930,722	\$33,210	8/20/2018	8/19/2023
CQ17158	Saft America Inc	EQUIP_MATL	\$800,000	\$69,190	10/6/2017	10/5/2019



WASHINGTON METROPOLITAN AREA TRANSIT AUTHORITY

(CIP0257) Emergency Trip Station (ETS) Rehabilitation

FY2023 Q1

Initiative Type: Project
 Investment Program: Signals & Communications
 Investment Category: Rail Systems

Mode: Rail
 Location: Systemwide

Description

The existing Emergency Trip Station (ETS) system has an aging, deteriorating infrastructure and utilizes obsolete electrical components and communications technology. This project upgrades the Rail Right-Of-Way (ROW) ETS system including the box that houses the components, telephone, LED lights, and mushroom button that controls third rail power.



Expected Outcome

Improves the safety of Metro customers and employees through state of good repair replacement with newer and more reliable equipment as measured by the Metrorail customer injury rate performance indicator [FY21 target of ≤177 injuries] and the Metrorail system employee injury rate performance indicator [FY21 target of ≤3.5 per 100 employees].

Strategic Drivers

		
Safety	Security	Reliability/SGR

Overall Status

Development & Evaluation	
Implementation & Construction	●
Operations Activation	

Metro continues developing a plan to overhaul the ETS system.

Budget and Funding (\$ Millions)

FY23 Current Budget	YTD % Budget Expended
\$1.40	2%

FY23 Funding Sources	YTD Expended
Formula	\$0.00
PRIIA	\$0.00
Other	\$0.00
Federal Subtotal	\$0.00
System Performance	\$0.00
Reimbursable/Other	\$0.00
DC Dedicated Funding	\$0.01
MD Dedicated Funding	\$0.01
VA Non-Restricted Dedicated Funding	\$0.01
VA Restricted Dedicated Funding	\$0.00
Local Subtotal	\$0.02
Debt	\$0.00
Net Accruals	\$0.00
Total FY23 Expenditures	\$0.03



WASHINGTON METROPOLITAN AREA TRANSIT AUTHORITY

(CIP0257)

Top 30 Active Contracts by Allocated CIP Value

Contract Number	Vendor	Activity	Contract Value	Allocated CIP Value	Contract Start Date	Contract Expiration Date
CQ19177E	Susan Fitzgerald & Associates, Inc.	CONSULT	\$810,856	\$123,120	5/13/2019	5/12/2020
CQ18153	Five Points Infrastructure Services, LLC	EQUIP_MATL	\$535,033	\$535,033	5/13/2019	5/12/2020



WASHINGTON METROPOLITAN AREA TRANSIT AUTHORITY

(CIP0258) Station and Tunnel Fire Alarm Rehabilitation

FY2023 Q1

Initiative Type: Program
 Investment Program: Station Systems
 Investment Category: Stations and Passenger Facilities

Mode: Rail
 Location: Systemwide

Description

This program upgrades fire alarm systems in Metrorail tunnels and stations.



Expected Outcome




Improves Metro's compliance with National Fire Protection Association standards and addresses recommendations made by the National Transportation Safety Board. Improves customer and employee safety by accurately measuring and responding to fire incidents as measured by the Metrorail customer injury rate performance indicator [FY21 target of ≤ 177 injuries] and the Metrorail system employee injury rate performance indicator [FY21 target of ≤ 3.5 per 100 employees].

Strategic Drivers

 Safety	 Security	 Reliability/SGR
---	--	---

Overall Status

(Programs are ongoing)

Development & Evaluation	
Implementation & Construction	
Operations Activation	

Fire Alarm upgrades at New Carrollton Rail Yard currently on hold to ensure safety standards are being met. A Notice to Proceed is anticipated in Q3 FY2023.

Budget and Funding (\$ Millions)

FY23 Current Budget	YTD % Budget Expended
\$2.55	14%

FY23 Funding Sources	YTD Expended
Formula	\$0.00
PRIIA	\$0.00
Other	\$0.00
Federal Subtotal	\$0.00
System Performance	\$0.00
Reimbursable/Other	\$0.00
DC Dedicated Funding	\$0.11
MD Dedicated Funding	\$0.10
VA Non-Restricted Dedicated Funding	\$0.07
VA Restricted Dedicated Funding	\$0.02
Local Subtotal	\$0.31
Debt	\$0.00
Net Accruals	\$0.06
Total FY23 Expenditures	\$0.36



WASHINGTON METROPOLITAN AREA TRANSIT AUTHORITY

(CIP0258)

Top 30 Active Contracts by Allocated CIP Value

Contract Number	Vendor	Activity	Contract Value	Allocated CIP Value	Contract Start Date	Contract Expiration Date
FQ15191-FY18	Gannett Fleming-Parsons Joint Venture II	CONSULT	\$100,000,000	\$50,000	2/11/2017	3/31/2020
FQ16148	C3M Power Systems, LLC	CONSTRUCTION	\$96,659,772	\$700,000	8/7/2017	10/25/2022
FQ18033G	Gannett Fleming Engineers and Architects	CONSULT	\$90,000,000	\$50,000	8/23/2018	8/23/2023
FQ15191-FY19	Gannett Fleming-Parsons Joint Venture II	CONSULT	\$75,000,000	\$33,489	5/2/2017	12/31/2021
FQ15192-FY20	Mott MacDonald I&E, LLC	CONSULT	\$46,000,000	\$57,027	7/18/2019	6/30/2021
FQ15192-FY17	Mott MacDonald I&E, LLC	CONSULT	\$40,000,000	\$369,023	7/8/2016	3/31/2020
FQ18033B	HNTB Corporation	CONSULT	\$24,500,000	\$104,595	8/2/2018	8/2/2023
FQ19172M	Mott MacDonald-WSP Joint Venture	ENGINEERING	\$18,000,000	\$3,147,203	10/3/2019	10/3/2024
FQ19172A	AECOM, USA, INC.	ENGINEERING	\$8,500,000	\$5,430,163	10/3/2019	10/3/2024
FQ17044E	eVigilant Security	CONSTRUCTION	\$0	\$29,000	8/9/2018	6/30/2021



WASHINGTON METROPOLITAN AREA TRANSIT AUTHORITY

(CIP0259) Employee Timekeeping System


FY2023 Q1

Initiative Type: Project
 Investment Program: IT
 Investment Category: Business & Operations Support

Mode: Systemwide
 Location: Systemwide

Description

This project implements a new automated time and attendance system for Metro employees.



Expected Outcome

Consolidates Metro's timekeeping into a platform that provides improved controls and compliance with regulations while reducing operating and maintenance costs through a modern and streamlined application.

Strategic Drivers

Safety	Security	Reliability/SGR

Overall Status

Development & Evaluation	
Implementation & Construction	●
Operations Activation	●

Metro has completed a pilot program (three stations, 11 locations). Evaluation of pilot in progress. An estimate of the evaluation completion Q4 FY2023.

Budget and Funding (\$ Millions)

FY23 Current Budget	YTD % Budget Expended
\$2.31	5%

FY23 Funding Sources	YTD Expended
Formula	\$0.00
PRIIA	\$0.00
Other	\$0.00
Federal Subtotal	\$0.00
System Performance	\$0.02
Reimbursable/Other	\$0.00
DC Dedicated Funding	\$0.00
MD Dedicated Funding	\$0.00
VA Non-Restricted Dedicated Funding	\$0.00
VA Restricted Dedicated Funding	\$0.00
Local Subtotal	\$0.02
Debt	\$0.00
Net Accruals	\$0.09
Total FY23 Expenditures	\$0.11

Notes: All figures are preliminary and unaudited.



WASHINGTON METROPOLITAN AREA TRANSIT AUTHORITY

(CIP0259)

Top 30 Active Contracts by Allocated CIP Value

Contract Number	Vendor	Activity	Contract Value	Allocated CIP Value	Contract Start Date	Contract Expiration Date
CQ18047	NuAxis Innovations, LLC	CONSULT	\$24,553,638	\$129,043	2/13/2018	2/19/2022
FQ16082	immixTechnology Inc	CONSULT	\$9,341,979	\$415,571	3/11/2016	12/31/2022
CQ19054	immixTechnology Inc	IT_SOFTWARE_OTH	\$1,625,974	\$58,665	10/12/2018	10/31/2022
FQ15124_IEL	Ideal ERP, LLC	CONSULT	\$0	\$255,200	4/14/2016	4/30/2021
FQ15124_SIR C*	Software Information Resource Corporatio	CONSULT	\$0	\$220,400	4/13/2016	4/30/2021
FQ15124_TRI	Trigyn Technologies, Inc.	CONSULT	\$0	\$12,120	4/14/2016	4/30/2021
FQ15124_22N D*	22nd Century Technologies Inc	CONSULT	\$0	\$81,335	4/13/2016	4/30/2021
FQ15124_DKC	DK Consulting LLC	CONSULT	\$0	\$163,200	4/14/2016	4/30/2021
FQ15124_PO W	Powersolv Inc	CONSULT	\$0	\$239,660	4/14/2016	4/30/2021
FQ15124_NFF	Networking for Future, Inc. (NFF, Inc.)	CONSULT	\$0	\$470,203	4/14/2016	4/30/2021
FQ15124_VIV	Viva USA Inc	CONSULT	\$0	\$488,304	4/14/2016	4/30/2021
FQ15124_SFA	Susan Fitzgerald & Associates, Inc.	CONSULT	\$0	\$3,532,108	4/14/2016	4/30/2021



WASHINGTON METROPOLITAN AREA TRANSIT AUTHORITY

(CIP0261) Rail Tunnel Lighting Replacement

FY2023 Q1

Initiative Type: Project
 Investment Program:
 Investment Category: Track and Structures Rehabilitation

Mode: Rail
 Location:

Description

This program replaces tunnel lights and fixtures with LED lamps. This program addresses a recommendation from the 2017 agency wide energy audit and a safety corrective action plan to finish replacing light fixtures in all tunnels.



Expected Outcome

Intensifies tunnel illumination, increasing the safety of the work environment for Metro's workforce and first responders accessing tunnels as measured by the Metrorail system employee injury rate performance indicator [FY20 target of less than 3.4 per 200,000 hours worked]. Additionally reduces energy consumption and improves the efficiency of maintenance for tunnel lights.

Strategic Drivers

 Safety	 Security	 Reliability/SGR
---	--	---

Overall Status

(Programs are ongoing)

Development & Evaluation	
Implementation & Construction	
Operations Activation	

Metro anticipates completing lighting upgrade installations on Red Line tunnel segments in Q2 of FY2023.

Budget and Funding (\$ Millions)

FY23 Current Budget	YTD % Budget Expended
\$2.10	71%

FY23 Funding Sources	YTD Expended
Formula	\$0.00
PRIIA	\$0.00
Other	\$0.00
Federal Subtotal	\$0.00
System Performance	\$0.00
Reimbursable/Other	\$0.00
DC Dedicated Funding	\$0.00
MD Dedicated Funding	\$0.00
VA Non-Restricted Dedicated Funding	\$0.00
VA Restricted Dedicated Funding	\$0.00
Local Subtotal	\$0.91
Debt	\$0.91
Net Accruals	\$0.59
Total FY23 Expenditures	\$1.50



WASHINGTON METROPOLITAN AREA TRANSIT AUTHORITY

(CIP0261)

Top 30 Active Contracts by Allocated CIP Value

Contract Number	Vendor	Activity	Contract Value	Allocated CIP Value	Contract Start Date	Contract Expiration Date
FQ16148	C3M Power Systems, LLC	CONSTRUCTION	\$120,977,362	\$1,503,940	8/7/2017	10/25/2022
CQ16105	C N Robinson Lighting Supply	EQUIP_MATL	\$932,323	\$207,000	3/25/2016	4/30/2020



WASHINGTON METROPOLITAN AREA TRANSIT AUTHORITY

(CIP0262) Tunnel Water Leak Mitigation

FY2023 Q1

Initiative Type: Program
 Investment Program: Structures
 Investment Category: Track and Structures Rehabilitation

Mode: Rail
 Location: Systemwide

Description

This program mitigates water infiltration into the Metrorail tunnel and vent shaft system.



Expected Outcome

Reduces disruption to revenue service and increases passenger and employee safety by mitigating the risk of water intrusion which can cause fire and smoke events as measured by the number of fire incidents performance indicator [FY21 target of ≤ 66 incidents annually] and the Metrorail customer on-time performance indicator [FY21 target ≥88% on-time]. Protects Metro infrastructure and equipment which reduces the frequency and cost of repairs and replacements.

Strategic Drivers

 Safety	 Security	 Reliability/SGR
---	--	---

Overall Status

(Programs are ongoing)

Development & Evaluation	
Implementation & Construction	●
Operations Activation	●

Metro is conducting water mitigation work along two segments of the Red Line (from Silver Spring to Forest Glen and Tenleytown-AU to Friendship Heights). In Q1 FY2023, project delays are to ensure equipment meets Metro safety standards. Metro has retained a third part to ensure quality assurance and safety standards are met going forward.

Budget and Funding (\$ Millions)

FY23 Current Budget	YTD % Budget Expended
\$27.75	16%

FY23 Funding Sources	YTD Expended
Formula	\$0.00
PRIIA	\$3.41
Other	\$0.00
Federal Subtotal	\$3.40
System Performance	\$0.02
Reimbursable/Other	\$0.00
DC Dedicated Funding	\$0.08
MD Dedicated Funding	\$0.07
VA Non-Restricted Dedicated Funding	\$0.05
VA Restricted Dedicated Funding	\$0.02
Local Subtotal	\$1.13
Debt	\$0.89
Net Accruals	(\$0.12)
Total FY23 Expenditures	\$4.41



WASHINGTON METROPOLITAN AREA TRANSIT AUTHORITY

(CIP0262)

Top 30 Active Contracts by Allocated CIP Value

Contract Number	Vendor	Activity	Contract Value	Allocated CIP Value	Contract Start Date	Contract Expiration Date
FQ15191-FY18	Gannett Fleming-Parsons Joint Venture II	CONSULT	\$100,000,000	\$894,029	2/11/2017	3/31/2020
FQ18033D	Jacobs Engineering Group, Inc.	CONSULT	\$84,500,000	\$2,212,570	8/21/2018	8/21/2023
FQ15192-FY18	Mott MacDonald I&E, LLC	CONSULT	\$75,000,000	\$100,000	3/8/2017	12/31/2019
FQ19172G	Gannett Fleming Engineers and Architects	ENGINEERING	\$70,250,000	\$109,630	10/3/2019	10/3/2024
FQ18033C	WSP USA Inc.	CONSULT	\$68,250,000	\$1,098,457	8/15/2018	8/15/2023
FQ18033B	HNTB Corporation	ENGINEERING	\$65,000,000	\$10,000	8/2/2018	8/2/2023
FIRPG211179	Sovereign Hydroseal East Inc	CONSTRUCTION	\$16,584,683	\$694,900	1/27/2022	1/27/2024



WASHINGTON METROPOLITAN AREA TRANSIT AUTHORITY

(CIP0266) Historic Bus Loop and Facility Rehabilitation

FY2023 Q1

Initiative Type: Project
 Investment Program: Passenger Facilities/Systems
 Investment Category: Bus, Bus Facilities & Paratransit

Mode: Bus
 Location: District of Columbia

Description

This project rehabilitates historic bus terminals that are in failing condition and returns the terminals to a state of good repair.




Expected Outcome

Improves employee and customer satisfaction by providing modern restroom facilities, wider bus stops, improved canopies for the public, and overall safer facilities that comply with ADA guidelines.

Strategic Drivers

		
Safety	Security	Reliability/SGR

Overall Status

Development & Evaluation	
Implementation & Construction	
Operations Activation	

Construction is nearing completion at the Colorado and Calvert historic bus passenger facilities. Full completion, including close out of remaining punch list items, is expected in Q2 FY2023.

Budget and Funding (\$ Millions)

FY23 Current Budget	YTD % Budget Expended
\$0.10	360%

FY23 Funding Sources	YTD Expended
Formula	\$0.00
PRIIA	\$0.00
Other	\$0.00
Federal Subtotal	\$0.00
System Performance	\$0.00
Reimbursable/Other	\$0.00
DC Dedicated Funding	\$0.12
MD Dedicated Funding	\$0.11
VA Non-Restricted Dedicated Funding	\$0.08
VA Restricted Dedicated Funding	\$0.02
Local Subtotal	\$0.34
Debt	\$0.00
Net Accruals	\$0.02
Total FY23 Expenditures	\$0.36

Notes: All figures are preliminary and unaudited.



WASHINGTON METROPOLITAN AREA TRANSIT AUTHORITY

(CIP0266)

Top 30 Active Contracts by Allocated CIP Value

Contract Number	Vendor	Activity	Contract Value	Allocated CIP Value	Contract Start Date	Contract Expiration Date
FQ15191-FY18	Gannett Fleming-Parsons Joint Venture II	CONSULT	\$100,000,000	\$50,000	2/11/2017	3/31/2020
FQ18033G	Gannett Fleming Engineers and Architects	CONSULT	\$96,700,000	\$622,505	8/23/2018	8/23/2023
FQ18110	CHK America Inc	EQUIP_MATL	\$8,635,950	\$63,911	4/12/2018	4/11/2022
C20057	Potomac Construction Co Inc	CONSTRUCTION	\$3,161,559	\$334,371	8/5/2020	4/22/2022
FQ19172A	AECOM, USA, INC.	CONSULT	\$2,500,000	\$119,701	10/3/2019	10/3/2024



WASHINGTON METROPOLITAN AREA TRANSIT AUTHORITY

(CIP0269) Asset Management Software

FY2023 Q1

Initiative Type: Program
 Investment Program: IT
 Investment Category: Business & Operations Support

Mode: Systemwide
 Location: Systemwide

Description

This program develops asset lifecycle management plans by asset group as required by the Federal Transit Administration (FTA). The program also establishes a consistent methodology for assessing asset conditions and standardizes how new assets are inducted into Metro's systems.



Expected Outcome



Improves Metro's ability to track and maintain physical assets to enable proper maintenance in support of safe and reliable service.

Strategic Drivers

 Safety	 Security	 Reliability/SGR
---	--	---

Overall Status

(Programs are ongoing)

Development & Evaluation	
Implementation & Construction	
Operations Activation	

Metro anticipates full implementation in Q4 FY2023. This project will then move to operating budget.

Budget and Funding (\$ Millions)

FY23 Current Budget	YTD % Budget Expended
\$1.87	37%

FY23 Funding Sources	YTD Expended
Formula	\$0.00
PRIIA	\$0.00
Other	\$0.00
Federal Subtotal	\$0.00
System Performance	\$0.00
Reimbursable/Other	\$0.00
DC Dedicated Funding	\$0.21
MD Dedicated Funding	\$0.20
VA Non-Restricted Dedicated Funding	\$0.14
VA Restricted Dedicated Funding	\$0.04
Local Subtotal	\$0.59
Debt	\$0.00
Net Accruals	\$0.11
Total FY23 Expenditures	\$0.70



WASHINGTON METROPOLITAN AREA TRANSIT AUTHORITY

(CIP0269)

Top 30 Active Contracts by Allocated CIP Value

Contract Number	Vendor	Activity	Contract Value	Allocated CIP Value	Contract Start Date	Contract Expiration Date
FQ18033G	Gannett Fleming Engineers and Architects	CONSULT	\$88,500,000	\$628,164	8/23/2018	8/23/2023
FQ18033F	DHA/RK&K Joint Venture	CONSULT	\$80,700,000	\$712,925	8/16/2018	8/16/2023
FQ18033D	Jacobs Engineering Group, Inc.	ENGINEERING	\$80,500,000	\$1,912,922	8/21/2018	8/21/2023
FQ18033C	WSP USA Inc.	CONSULT	\$70,000,000	\$3,149,206	8/15/2018	8/15/2023
FQ15005B	Kimley-Horn and Associates, Inc.	CONSULT	\$4,664,215	\$919,150	6/16/2015	5/31/2020
FQ15005C	VHB - Vanasse Hangen Brustlin, Inc.	CONSULT	\$2,283,179	\$399,337	6/5/2015	5/31/2020
FQ15124_C2H	CH2M HILL Inc	CONSULT	\$0	\$298,218	4/14/2016	4/30/2021



WASHINGTON METROPOLITAN AREA TRANSIT AUTHORITY

(CIP0270) Capital Delivery Program Support

FY2023 Q1

Initiative Type: Program
 Investment Program: Support Equipment/Services
 Investment Category: Business & Operations Support

Mode: Systemwide
 Location: Systemwide

Description

This program provides project administration, planning, scheduling, and management support for the portfolio of major construction projects.



Expected Outcome

Improves Metro's ability to plan and deliver the Capital Improvement Program. This improves Metro's financial responsibility and supports state of good repair efforts.

Strategic Drivers

 Safety	 Security	 Reliability/SGR
---	--	---

Overall Status

(Programs are ongoing)

Development & Evaluation	
Implementation & Construction	●
Operations Activation	

Budget and Funding (\$ Millions)

FY23 Current Budget	YTD % Budget Expended
\$28.16	28%

FY23 Funding Sources	YTD Expended
Formula	\$0.00
PRIIA	\$0.00
Other	\$0.00
Federal Subtotal	\$0.00
System Performance	\$5.99
Reimbursable/Other	\$0.00
DC Dedicated Funding	\$0.00
MD Dedicated Funding	\$0.00
VA Non-Restricted Dedicated Funding	\$0.00
VA Restricted Dedicated Funding	\$0.00
Local Subtotal	\$5.99
Debt	\$0.00
Net Accruals	\$1.97
Total FY23 Expenditures	\$7.96



WASHINGTON METROPOLITAN AREA TRANSIT AUTHORITY

(CIP0270)

Top 30 Active Contracts by Allocated CIP Value

Contract Number	Vendor	Activity	Contract Value	Allocated CIP Value	Contract Start Date	Contract Expiration Date
FQ15191-FY18	Gannett Fleming-Parsons Joint Venture II	CONSULT	\$100,000,000	\$1,267,969	2/11/2017	3/31/2020
FQ18033G	Gannett Fleming Engineers and Architects	CONSULT	\$90,000,000	\$500,000	8/23/2018	8/23/2023
FQ18033F	DHA/RK&K Joint Venture	CONSULT	\$88,000,000	\$333,449	8/16/2018	8/16/2023
FQ15192-FY18	Mott MacDonald I&E, LLC	CONSULT	\$75,000,000	\$131,661	3/8/2017	12/31/2019
FQ15191-FY19	Gannett Fleming-Parsons Joint Venture II	CONSULT	\$75,000,000	\$1,200,288	5/2/2017	12/31/2021
FQ18033B	HNTB Corporation	CONSULT	\$70,636,109	\$587,673	8/2/2018	8/2/2023
FQ18033I	AECOM-STV JV	CONSULT	\$70,250,000	\$289,452	7/1/2018	6/30/2025
FQ18033C	WSP USA Inc.	ENGINEERING	\$70,000,000	\$430,123	8/15/2018	8/15/2023
FQ18033A	Parsons Transportation Group Inc	CONSULT	\$50,000,000	\$446,918	9/24/2018	9/24/2023
FQ10218-18	WSP USA Inc.	CONSULT	\$26,900,640	\$2,320,230	10/6/2017	12/31/2019
FQ18033E	Louis Berger (DC), PLLC/Urban Engineers	CONSULT	\$22,500,000	\$999,529	8/21/2018	8/21/2023
C20147	K&J Consulting Services Inc	CONSULT	\$19,773,890	\$3,219,080	9/30/2020	10/31/2025
FQ15005A	AECOM, USA, INC.	CONSULT	\$9,307,449	\$2,882,315	6/5/2015	5/31/2020
FQ16092	Procore Technologies Inc	IT_SOFTWARE_OTH	\$1,397,830	\$88,630	11/1/2016	1/31/2021
17COUN024_H L	Hogan Lovells US LLP	CONSULT	\$1,097,480	\$157,000	7/1/2017	6/30/2020
CENGA211097	Procore Technologies Inc	IT_SOFTWARE_OTH	\$1,068,700	\$465,000	1/29/2021	1/31/2023
CPFCM21001	Arora Engineers Inc	CONSULT	\$1,000,000	\$932,591	1/12/2022	11/18/2023
C20118	Sandoval Consulting Services LLC	CONSULT	\$254,255	\$29,540	3/30/2020	3/29/2021
CQ19089-H	HR&A Advisors Inc	CONSULT	\$0	\$199,980	4/9/2019	2/5/2023
FQ15124_SIR C*	Software Information Resource Corporatio	CONSULT	\$0	\$422,400	4/13/2016	4/30/2020
FQ15124_ANN	Annuk Incorporated	CONSULT	\$0	\$565,066	4/14/2016	4/30/2020



WASHINGTON METROPOLITAN AREA TRANSIT AUTHORITY

(CIP0272) Digital Display and Wayfinding Improvements

FY2023 Q1

Initiative Type: Program
 Investment Program: Station Systems
 Investment Category: Stations and Passenger Facilities

Mode: Systemwide
 Location: Systemwide

Description

This program invests in new equipment and space improvements designed to increase non-fare revenue in stations. Investments include upgrading digital displays, improving signage and wayfinding, as well as other customer amenities.



Expected Outcome

Improves Metro's ability to generate advertising revenue and improve the customer experience through modern wayfinding and digital signage at Metrorail stations.

Strategic Drivers

 Safety	 Security	 Reliability/SGR
---	--	---

Overall Status

(Programs are ongoing)

Development & Evaluation	
Implementation & Construction	●
Operations Activation	●

Metro completed the installation of 40 digital advertising displays at East Falls Church, West Falls Church, Dunn Loring, and Vienna. An additional 52 displays were ordered for installation in FY2023 at six stations. Anticipated delivery is now Q3 FY2023.

Budget and Funding (\$ Millions)

FY23 Current Budget	YTD % Budget Expended
\$1.27	242%

FY23 Funding Sources	YTD Expended
Formula	\$0.00
PRIIA	\$0.00
Other	\$0.00
Federal Subtotal	\$0.00
System Performance	\$0.00
Reimbursable/Other	\$0.00
DC Dedicated Funding	\$0.00
MD Dedicated Funding	\$0.00
VA Non-Restricted Dedicated Funding	\$0.00
VA Restricted Dedicated Funding	\$0.00
Local Subtotal	\$0.03
Debt	\$0.03
Net Accruals	\$3.04
Total FY23 Expenditures	\$3.06



WASHINGTON METROPOLITAN AREA TRANSIT AUTHORITY

(CIP0272)

Top 30 Active Contracts by Allocated CIP Value

Contract Number	Vendor	Activity	Contract Value	Allocated CIP Value	Contract Start Date	Contract Expiration Date
FQ15191-FY18	Gannett Fleming-Parsons Joint Venture II	CONSULT	\$100,000,000	\$10,000	2/11/2017	3/31/2020
FQ15192-FY19	Mott MacDonald I&E, LLC	ENGINEERING	\$100,000,000	\$1,051,000	11/4/2017	6/30/2020
FQ18033C	WSP USA Inc.	CONSULT	\$70,000,000	\$71,726	8/15/2018	8/15/2023
FQ15192-FY20	Mott MacDonald I&E, LLC	ENGINEERING	\$46,000,000	\$321,789	7/18/2019	8/1/2021
CQ18193	ANC Sports Enterprises LLC	EQUIP_MATL	\$19,000,000	\$18,711,848	8/23/2018	12/31/2020
CQ14034	Outfront Media Group LLC	EQUIP_MATL	\$6,869,541	\$1,247,973	7/1/2014	12/31/2022
17COUN024_B D	Beveridge & Diamond PC	CONSULT	\$486,275	\$44,650	7/1/2017	6/30/2020
FQ17044E	eVigilant Security	CONSTRUCTION	\$0	\$668,516	8/9/2018	6/30/2020



WASHINGTON METROPOLITAN AREA TRANSIT AUTHORITY

(CIP0273) Support Facility Rehabilitation

FY2023 Q1

Initiative Type: Program
 Investment Program: Support Equipment/Services
 Investment Category: Business & Operations Support

Mode: Systemwide
 Location: Systemwide

Description

This program provides assessments on condition, designs for necessary improvements, and performs minor emergent improvements for administrative facilities for employees, including breakrooms, bathrooms, and work areas.



Expected Outcome




Complete minor improvements to administrative facilities for employees, enabling departments to be better organized and contributing to Metro's fiscal responsibility through improved productivity. Minor facility improvements will address immediate safety concerns, improve employee satisfaction, and contribute to Metro's goal to be an employer-of-choice.

Strategic Drivers

		
Safety	Security	Reliability/SGR

Overall Status

(Programs are ongoing)

Development & Evaluation	
Implementation & Construction	
Operations Activation	

Metro is preparing an RFP for the renovation of station, rail yard, and bus garage breakrooms. The Brentwood Railyard office reconfiguration has been completed. As of Q1 FY2023, facility LED lighting upgrades are approximately 95% complete - reaching substantial completion at the final three facilities. Since 2019, Metro has upgraded approximately 80,000 lamps to energy efficient LEDs at 35 facilities and 959 auxiliary rooms within 74 stations system-wide. This work is anticipated to be finished in Q2 FY2023.

Budget and Funding (\$ Millions)

FY23 Current Budget	YTD % Budget Expended
\$4.89	17%

FY23 Funding Sources	YTD Expended
Formula	\$0.00
PRIIA	\$0.00
Other	\$0.00
Federal Subtotal	\$0.00
System Performance	\$0.02
Reimbursable/Other	\$0.00
DC Dedicated Funding	\$0.00
MD Dedicated Funding	\$0.00
VA Non-Restricted Dedicated Funding	\$0.00
VA Restricted Dedicated Funding	\$0.00
Local Subtotal	\$0.95
Debt	\$0.93
Net Accruals	(\$0.13)
Total FY23 Expenditures	\$0.82

Notes: All figures are preliminary and unaudited.



WASHINGTON METROPOLITAN AREA TRANSIT AUTHORITY

(CIP0273)

Top 30 Active Contracts by Allocated CIP Value

Contract Number	Vendor	Activity	Contract Value	Allocated CIP Value	Contract Start Date	Contract Expiration Date
FQ15191-FY18	Gannett Fleming-Parsons Joint Venture II	CONSULT	\$100,000,000	\$2,300,000	2/11/2017	3/31/2020
FQ16148	C3M Power Systems, LLC	CONSTRUCTION	\$94,093,146	\$273,722	8/7/2017	10/25/2022
FQ18033G	Gannett Fleming Engineers and Architects	CONSULT	\$90,000,000	\$2,182,950	8/23/2018	8/23/2023
FQ18033F	DHA/RK&K Joint Venture	CONSULT	\$88,000,000	\$122,820	8/16/2018	8/16/2023
FQ18033D	Jacobs Engineering Group, Inc.	CONSULT	\$80,500,000	\$982,957	8/21/2018	8/21/2023
FQ15191-FY19	Gannett Fleming-Parsons Joint Venture II	ENGINEERING	\$75,000,000	\$18,287	5/2/2017	8/1/2021
FQ19172G	Gannett Fleming Engineers and Architects	ENGINEERING	\$72,755,000	\$255,009	10/3/2019	10/3/2024
FQ18033C	WSP USA Inc.	CONSULT	\$60,000,000	\$278,117	8/15/2018	8/15/2023
FQ16036A	Potomac Construction Co Inc	CONSTRUCTION	\$25,000,000	\$85,000	10/10/2017	10/9/2022
FQ16036B	The Matthews Group, Inc. T/A TMG Constru	CONSTRUCTION	\$17,932,226	\$132,835	10/10/2017	10/9/2022
FQ16036D	Signature Renovations LLC	CONSTRUCTION	\$15,000,000	\$369,965	10/10/2017	10/9/2022
FQ170440	Orion Management LLC	CONSTRUCTION	\$11,705,689	\$1,159,241	12/27/2018	6/30/2021
CQ18173-COOP	Graybar Electric Co Inc	EQUIP_MATL	\$5,000,000	\$1,993	10/30/2018	1/31/2023
CQ16105	C N Robinson Lighting Supply	EQUIP_MATL	\$5,000,000	\$190,077	3/25/2016	4/30/2021
FQ16036-G	F.H. Paschen, S.N. Nielsen & Assoc., LLC	CONSTRUCTION	\$4,124,317	\$45,674	10/15/2018	10/9/2022
FQ19273D	ADP Consultants, Inc.	CONSTRUCTION	\$500,000	\$25,000	9/21/2020	4/12/2023
CQ19059	Price Modern LLC	EQUIP_MATL	\$493,571	\$493,571	10/29/2018	10/28/2019
FQ19273B	Signature Renovations LLC	CONSTRUCTION	\$300,000	\$280,819	6/10/2020	4/12/2023
CROCC222244	Adaptaspace Inc	EQUIP_MATL	\$39,444	\$39,444	5/19/2022	5/18/2023



WASHINGTON METROPOLITAN AREA TRANSIT AUTHORITY

(CIP0275) New Carrollton Garage and Bus Bays

FY2023 Q1

Initiative Type: Project
 Investment Program: Passenger Facilities/Systems
 Investment Category: Bus, Bus Facilities & Paratransit

Mode: Bus
 Location: Maryland

Description

This project supports the joint development at New Carrollton Station. Metro has entered into a third-party joint development agreement for mixed-use development in New Carrollton Station area. The development also includes the new Metro office building. As a part of this development Metro will demolish the obsolete parking garage and construct a replacement garage and bus loop.



Expected Outcome

Increase station access, ridership, economic development and the customer experience.

Strategic Drivers



Overall Status

Development & Evaluation	
Implementation & Construction	●
Operations Activation	●

In Q1 of FY2023 a Transformer was removed. Metro's contractor started demolition and working on foundation permit. Pre-cast is scheduled to be on-site by Q3 FY2023. Additional components to this project-Solar conduit and License Plate Recognition (LPR) are still under review.

Budget and Funding (\$ Millions)

FY23 Current Budget	YTD % Budget Expended
\$29.92	62%

FY23 Funding Sources	YTD Expended
Formula	\$0.00
PRIIA	\$0.00
Other	\$0.00
Federal Subtotal	\$0.00
System Performance	\$0.00
Reimbursable/Other	\$0.00
DC Dedicated Funding	\$0.00
MD Dedicated Funding	\$0.00
VA Non-Restricted Dedicated Funding	\$0.00
VA Restricted Dedicated Funding	\$0.00
Local Subtotal	\$4.50
Debt	\$4.50
Net Accruals	\$13.91
Total FY23 Expenditures	\$18.41



WASHINGTON METROPOLITAN AREA TRANSIT AUTHORITY

(CIP0275) Top 30 Active Contracts by Allocated CIP Value

Contract Number	Vendor	Activity	Contract Value	Allocated CIP Value	Contract Start Date	Contract Expiration Date
FQ15191-FY18	Gannett Fleming-Parsons Joint Venture II	CONSULT	\$100,000,000	\$5,000	2/11/2017	3/31/2020
FQ18033D	Jacobs Engineering Group, Inc.	CONSULT	\$84,500,000	\$36,423	8/21/2018	8/21/2023
FQ18110	CHK America Inc	3RD_PARTY	\$14,443,906	\$54,495	4/12/2018	4/11/2023



WASHINGTON METROPOLITAN AREA TRANSIT AUTHORITY

(CIP0276) Art in Transit and Station Commercialization Program

FY2023 Q1

Initiative Type: Program
 Investment Program: Station Systems
 Investment Category: Stations and Passenger Facilities

Mode: Systemwide
 Location: Systemwide

Description

This program restores Metro's art collection and helps Metro develop plans to commercialize underutilized space in Metrorail stations.



Expected Outcome



Expands customer amenities in the form of retail and advertising, and develops consistent design standards to improve the customer experience and provide diverse revenue streams for Metro. Restores Metro's art collection.

Strategic Drivers

 Safety	 Security	 Reliability/SGR
---	--	---

Overall Status

(Programs are ongoing)

Development & Evaluation	
Implementation & Construction	
Operations Activation	

In Q1, restoration work was performed on the art piece at Glenmont station. A procurement for design standards and station commercialization strategies continues to be developed.

Budget and Funding (\$ Millions)

FY23 Current Budget	YTD % Budget Expended
\$1.30	8%

FY23 Funding Sources	YTD Expended
Formula	\$0.00
PRIIA	\$0.00
Other	\$0.00
Federal Subtotal	\$0.00
System Performance	\$0.07
Reimbursable/Other	\$0.00
DC Dedicated Funding	\$0.00
MD Dedicated Funding	\$0.00
VA Non-Restricted Dedicated Funding	\$0.00
VA Restricted Dedicated Funding	\$0.00
Local Subtotal	\$0.07
Debt	\$0.00
Net Accruals	\$0.02
Total FY23 Expenditures	\$0.10



WASHINGTON METROPOLITAN AREA TRANSIT AUTHORITY

(CIP0276)

Top 30 Active Contracts by Allocated CIP Value

Contract Number	Vendor	Activity	Contract Value	Allocated CIP Value	Contract Start Date	Contract Expiration Date
FQ18033A	Parsons Transportation Group Inc	CONSULT	\$57,000,000	\$404,567	9/24/2018	9/24/2023
FQ19172D	Jacobs Engineering Group, Inc.	CONSULT	\$4,600,000	\$1,041,941	10/3/2019	10/3/2024
CARCH222022	Artbridge LLC	CONSTRUCTION	\$116,447	\$17,011	11/30/2021	12/30/2022



WASHINGTON METROPOLITAN AREA TRANSIT AUTHORITY

(CIP0277) Supply Chain Modernization

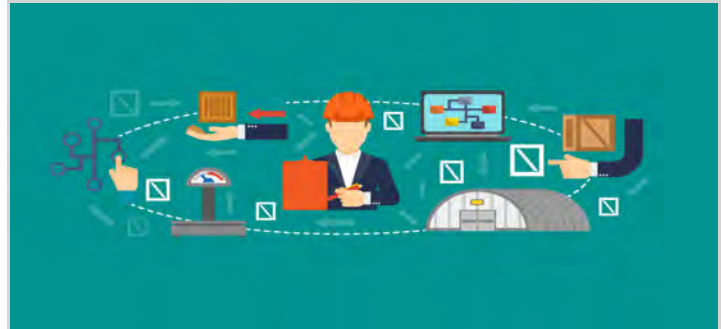
FY2023 Q1

Initiative Type: Project
 Investment Program: Support Equipment/Services
 Investment Category: Business & Operations Support

Mode: Systemwide
 Location: Systemwide

Description

This project modernizes Metro's warehouses, including the supply chain for logistics, warehousing, planning, and ordering of inventory.



Expected Outcome

Improves Metro's ability to manage inventory and supplies the right parts at the right time to maintenance operations, increasing efficiency and lowering inventory levels and costs.

Strategic Drivers

Safety	Security	Reliability/SGR

Overall Status

Development & Evaluation	
Implementation & Construction	
Operations Activation	

In Q1 FY2023 A consultant completed assessment and solicitation development work for a new warehouse management system.

Budget and Funding (\$ Millions)

FY23 Current Budget	YTD % Budget Expended
\$1.15	0%

FY23 Funding Sources	YTD Expended
Formula	\$0.00
PRIIA	\$0.00
Other	\$0.00
Federal Subtotal	\$0.00
System Performance	\$0.00
Reimbursable/Other	\$0.00
DC Dedicated Funding	\$0.00
MD Dedicated Funding	\$0.00
VA Non-Restricted Dedicated Funding	\$0.00
VA Restricted Dedicated Funding	\$0.00
Local Subtotal	\$0.00
Debt	\$0.00
Net Accruals	\$0.00
Total FY23 Expenditures	\$0.00



WASHINGTON METROPOLITAN AREA TRANSIT AUTHORITY

(CIP0277)

Top 30 Active Contracts by Allocated CIP Value

Contract Number	Vendor	Activity	Contract Value	Allocated CIP Value	Contract Start Date	Contract Expiration Date
CQ18187C	KPMG LLP	CONSULT	\$1,122,999	\$1,122,999	6/1/2019	12/31/2019
CSCES211182	ST ONGE COMPANY	CONSULT	\$654,840	\$42,840	9/29/2021	10/3/2022



WASHINGTON METROPOLITAN AREA TRANSIT AUTHORITY

(CIP0279) Railyard Shop Equipment Replacement

FY2023 Q1

Initiative Type: Program
 Investment Program: Maintenance Facilities
 Investment Category: Railcar and Railcar Facilities

Mode: Rail
 Location: Systemwide

Description

This program replaces or rehabilitates Metro rail shop maintenance equipment, such as overhead cranes, rail train lifts, hoists, or industrial shop air compressors that are inoperable, deficient, or have reached the end of useful life.



Expected Outcome

Allows railcar maintenance activities to be completed safely and efficiently using equipment that is maintained in a state of good repair as measured by the Metrorail system employee injury rate performance indicator [FY21 target of ≤3.3 per 100 employees] and the Rail Fleet Reliability performance indicator [FY21 ≥15,000 miles between failure].

Strategic Drivers

 Safety	 Security	 Reliability/SGR
---	--	---

Overall Status

(Programs are ongoing)

Development & Evaluation	
Implementation & Construction	●
Operations Activation	●

Metro plans to purchase two 7K tramping tables for use at the Brentwood Yards and Dulles railyards.

Budget and Funding (\$ Millions)

FY23 Current Budget	YTD % Budget Expended
\$1.30	1%

FY23 Funding Sources	YTD Expended
Formula	\$0.00
PRIIA	\$0.00
Other	\$0.00
Federal Subtotal	\$0.00
System Performance	\$0.00
Reimbursable/Other	\$0.00
DC Dedicated Funding	\$0.00
MD Dedicated Funding	\$0.00
VA Non-Restricted Dedicated Funding	\$0.00
VA Restricted Dedicated Funding	\$0.00
Local Subtotal	\$0.00
Debt	\$0.00
Net Accruals	\$0.01
Total FY23 Expenditures	\$0.01



WASHINGTON METROPOLITAN AREA TRANSIT AUTHORITY

(CIP0279)

Top 30 Active Contracts by Allocated CIP Value

Contract Number	Vendor	Activity	Contract Value	Allocated CIP Value	Contract Start Date	Contract Expiration Date
FQ18033G	Gannett Fleming Engineers and Architects	CONSULT	\$90,000,000	\$100,000	8/23/2018	8/23/2023



WASHINGTON METROPOLITAN AREA TRANSIT AUTHORITY

(CIP0283) Railcar Maintenance Facilities State of Good Repair

FY2023 Q1

Initiative Type: Program
 Investment Program: Maintenance Facilities
 Investment Category: Railcar and Railcar Facilities

Mode: Rail
 Location: Systemwide

Description

This program rehabilitates and replaces major railcar maintenance equipment including those requiring facility modifications such as railcar washes.



Expected Outcome

Provides employees with equipment to maintain railcars in a state of good repair as measured by Rail Fleet Reliability performance indicator [FY21 ≥15,000 miles between failure].

Strategic Drivers

		
Safety	Security	Reliability/SGR

Overall Status

(Programs are ongoing)

Development & Evaluation	
Implementation & Construction	●
Operations Activation	●

In Q1 FY2023, Metro embarked on a redesign of the train wash stations at 7 Metrorail service and inspection yards due to a regulatory change. This redesign effort is anticipated to continue through FY2023.

Budget and Funding (\$ Millions)

FY23 Current Budget	YTD % Budget Expended
\$3.26	8%

FY23 Funding Sources	YTD Expended
Formula	\$0.00
PRIIA	\$0.00
Other	\$0.00
Federal Subtotal	\$0.00
System Performance	\$0.00
Reimbursable/Other	\$0.00
DC Dedicated Funding	\$0.00
MD Dedicated Funding	\$0.00
VA Non-Restricted Dedicated Funding	\$0.00
VA Restricted Dedicated Funding	\$0.00
Local Subtotal	\$0.17
Debt	\$0.16
Net Accruals	\$0.09
Total FY23 Expenditures	\$0.27



WASHINGTON METROPOLITAN AREA TRANSIT AUTHORITY

(CIP0283)

Top 30 Active Contracts by Allocated CIP Value

Contract Number	Vendor	Activity	Contract Value	Allocated CIP Value	Contract Start Date	Contract Expiration Date
FQ18033F	DHA/RK&K Joint Venture	CONSULT	\$78,000,000	\$609,683	8/16/2018	8/16/2023
FQ18033B	HNTB Corporation	ENGINEERING	\$67,141,893	\$149,933	8/2/2018	8/2/2023
FQ19172G	Gannett Fleming Engineers and Architects	ENGINEERING	\$12,250,000	\$4,628,352	10/3/2019	10/3/2024
FQ15191-FY19	Gannett Fleming-Parsons Joint Venture II	ENGINEERING		\$979,997	5/2/2017	6/30/2020



WASHINGTON METROPOLITAN AREA TRANSIT AUTHORITY

(CIP0284) Railyard Facility and Site Rehabilitation

FY2023 Q1

Initiative Type: Program
 Investment Program: Maintenance Facilities
 Investment Category: Railcar and Railcar Facilities

Mode: Rail
 Location: Systemwide

Description

This program rehabilitates railyard facilities, systems, and site assets to achieve and maintain a state of good repair and improve the safety of employees and operational efficiency.



Expected Outcome




Maintains railyard facilities in a state of good repair to support efficient operations and the wide range of functions on site.

Strategic Drivers

 Safety	 Security	 Reliability/SGR
---	--	---

Overall Status

(Programs are ongoing)

Development & Evaluation	
Implementation & Construction	
Operations Activation	

Metro is conducting a preliminary planning assessment with stakeholder engagement to determine a design-bid-build scenario for a yard optimization and State of Good Repair rehabilitation at New Carrollton. Metro is also undertaking a systemwide replacement of sewage ejectors reaching the end of their 25 year lifecycle. Phase A is underway, covering 10 of 95 ejectors. Metro intends to replace 3 to 5 ejectors annually with subsequent phases to be determined based on asset age and condition. Finally, design is expected to be complete for a design-build sewage lift upgrade at Greenbelt by Q4 of FY2023.

Budget and Funding (\$ Millions)

FY23 Current Budget	YTD % Budget Expended
\$3.21	5%

FY23 Funding Sources	YTD Expended
Formula	\$0.00
PRIIA	\$0.00
Other	\$0.00
Federal Subtotal	\$0.00
System Performance	\$0.00
Reimbursable/Other	\$0.00
DC Dedicated Funding	\$0.00
MD Dedicated Funding	\$0.00
VA Non-Restricted Dedicated Funding	\$0.00
VA Restricted Dedicated Funding	\$0.00
Local Subtotal	\$0.10
Debt	\$0.10
Net Accruals	\$0.07
Total FY23 Expenditures	\$0.17

Notes: All figures are preliminary and unaudited.



WASHINGTON METROPOLITAN AREA TRANSIT AUTHORITY

(CIP0284)

Top 30 Active Contracts by Allocated CIP Value

Contract Number	Vendor	Activity	Contract Value	Allocated CIP Value	Contract Start Date	Contract Expiration Date
FQ15191-FY18	Gannett Fleming-Parsons Joint Venture II	CONSULT	\$100,000,000	\$824,595	2/11/2017	3/31/2020
FQ18033G	Gannett Fleming Engineers and Architects	CONSULT	\$90,000,000	\$2,182,950	8/23/2018	8/23/2023
FQ18033F	DHA/RK&K Joint Venture	CONSULT	\$88,000,000	\$41,410	8/16/2018	8/16/2023
FQ16036A	Potomac Construction Co Inc	CONSTRUCTION	\$25,000,000	\$29,000	10/10/2017	10/9/2022
FQ18033E	Louis Berger (DC), PLLC/Urban Engineers	CONSULT	\$22,500,000	\$1,086,491	8/21/2018	8/21/2023
FQ19172P	C C Johnson & Malhotra PC	ENGINEERING	\$900,000	\$278,568	10/3/2019	10/3/2024
C20192	Railquip	CONSTRUCTION	\$406,550	\$406,550	10/23/2020	10/22/2021
FQ170440	Orion Management LLC	CONSTRUCTION	\$0	\$15,000	12/27/2018	6/30/2021
FQ15191-FY19	Gannett Fleming-Parsons Joint Venture II	CONSULT		\$79,700	5/2/2017	6/30/2020



WASHINGTON METROPOLITAN AREA TRANSIT AUTHORITY

(CIP0286) Power Generator Replacement

FY2023 Q1

Initiative Type: Program
 Investment Program: Power
 Investment Category: Rail Systems

Mode: Rail
 Location: Systemwide

Description

This program provides for the replacement of power generators throughout the Metrorail system.



Expected Outcome

Provides additional resiliency to the Metrorail system by providing a back up power source to critical infrastructure including fire and life safety and communications systems and equipment.

Strategic Drivers

		
Safety	Security	Reliability/SGR

Overall Status

(Programs are ongoing)

Development & Evaluation	
Implementation & Construction	●
Operations Activation	●

Metro is finalizing installation of 1 of 3 new power generators. Two (2) generators are now anticipated to be installed in Q3 FY2023.

Budget and Funding (\$ Millions)

FY23 Current Budget	YTD % Budget Expended
\$5.42	5%

FY23 Funding Sources	YTD Expended
Formula	\$0.00
PRIIA	\$0.00
Other	\$0.00
Federal Subtotal	\$0.00
System Performance	\$0.00
Reimbursable/Other	\$0.00
DC Dedicated Funding	\$0.15
MD Dedicated Funding	\$0.14
VA Non-Restricted Dedicated Funding	\$0.10
VA Restricted Dedicated Funding	\$0.03
Local Subtotal	\$0.43
Debt	\$0.00
Net Accruals	(\$0.15)
Total FY23 Expenditures	\$0.28



WASHINGTON METROPOLITAN AREA TRANSIT AUTHORITY

(CIP0286)

Top 30 Active Contracts by Allocated CIP Value

Contract Number	Vendor	Activity	Contract Value	Allocated CIP Value	Contract Start Date	Contract Expiration Date
FQ18033G	Gannett Fleming Engineers and Architects	CONSULT	\$90,000,000	\$50,000	8/23/2018	8/23/2023
FQ17044S	Singleton Electric Company, Inc.	CONSTRUCTION	\$0	\$470,000	8/9/2018	6/30/2021



WASHINGTON METROPOLITAN AREA TRANSIT AUTHORITY

(CIP0291) Tunnel Ventilation Improvements

FY2023 Q1

Initiative Type: Project
 Investment Program: Structures
 Investment Category: Track and Structures Rehabilitation

Mode: Rail
 Location: District of Columbia

Description

This project upgrades and installs additional underground ventilation fans, including components such as electrical infrastructure, lighting, communications equipment, ladders, steps, smoke detectors, alarms, and information technology infrastructure. Under CIP0356, a pilot and evaluation to rehabilitate ventilation shaft components will be implemented on the Red Line to serve as a proof of concept for future designs across the Metrorail system.



Expected Outcome

Improves the tunnel ventilation system performance and capacity by installing additional fans to move smoke more efficiently, increasing passenger and employee safety as measured by the Metrorail customer injury rate performance indicator [FY21 target of ≤1.40 injuries per million passengers] and the Metrorail system employee injury rate performance indicator [FY21 target of ≤3.5 per 100 employees].

Strategic Drivers

 Safety	 Security	 Reliability/SGR
---	--	---

Overall Status

Development & Evaluation	●
Implementation & Construction	
Operations Activation	

Metro continues to develop a plan for future work which will rely on results and lessons learned from the pilot project (CIP0356).

Budget and Funding (\$ Millions)

FY23 Current Budget	YTD % Budget Expended
\$1.88	5%

FY23 Funding Sources	YTD Expended
Formula	\$0.00
PRIIA	\$0.00
Other	\$0.00
Federal Subtotal	\$0.00
System Performance	\$0.00
Reimbursable/Other	\$0.00
DC Dedicated Funding	\$0.01
MD Dedicated Funding	\$0.01
VA Non-Restricted Dedicated Funding	\$0.01
VA Restricted Dedicated Funding	\$0.00
Local Subtotal	\$0.07
Debt	\$0.05
Net Accruals	\$0.02
Total FY23 Expenditures	\$0.10



WASHINGTON METROPOLITAN AREA TRANSIT AUTHORITY

(CIP0291)

Top 30 Active Contracts by Allocated CIP Value

Contract Number	Vendor	Activity	Contract Value	Allocated CIP Value	Contract Start Date	Contract Expiration Date
FQ15191-FY18	Gannett Fleming-Parsons Joint Venture II	CONSULT	\$100,000,000	\$424,865	2/11/2017	3/31/2020
FQ18033F	DHA/RK&K Joint Venture	CONSULT	\$78,000,000	\$714,683	8/16/2018	8/16/2023
FQ15192-FY18	Mott MacDonald I&E, LLC	CONSULT	\$75,000,000	\$350,001	3/8/2017	12/31/2019
FQ15191-FY19	Gannett Fleming-Parsons Joint Venture II	CONSULT	\$64,000,000	\$137,131	5/2/2017	6/30/2020
FQ15192-FY20	Mott MacDonald I&E, LLC	ENGINEERING	\$46,000,000	\$5,298,482	7/18/2019	6/30/2020
FQ18033B	HNTB Corporation	CONSULT	\$24,500,000	\$104,595	8/2/2018	8/2/2023
C20147	K&J Consulting Services Inc	CONSTRUCTION	\$19,773,890	\$120,000	9/30/2020	10/31/2025
FQ19172M	Mott MacDonald-WSP Joint Venture	ENGINEERING	\$10,000,000	\$314,663	10/3/2019	10/3/2024
FQ18110	CHK America Inc	EQUIP_MATL	\$8,635,950	\$17,325	4/12/2018	4/11/2022



WASHINGTON METROPOLITAN AREA TRANSIT AUTHORITY

(CIP0294) Bridge Rehabilitation Program

FY2023 Q1

Initiative Type: Program
 Investment Program: Structures
 Investment Category: Track and Structures Rehabilitation

Mode: Rail
 Location: Systemwide

Description

This program rehabilitates structural and system components of 162 aerial structures across the Metro system. Metro is rehabilitating additional structural and system components under Structural Rehabilitation - Package A (CIP0348).



Expected Outcome




Returns bridges to a state of good repair, avoiding future emergency shutdowns to address major defects identified in inspections.

Strategic Drivers

 Safety	 Security	 Reliability/SGR
---	--	---

Overall Status

(Programs are ongoing)

Development & Evaluation	
Implementation & Construction	
Operations Activation	

Metro is currently advancing design and engaging stakeholders for the demolition of three existing 1890s streetcar trestle bridges in DC and MD. Repairs to the Eisenhower and Rockville bridges were completed in Q1 FY2022, and repairs to the Glenmont pedestrian bridge were completed in Q3 FY2022. Design work is on-going for the demolition of three bridges: Walkhonding Bridge (MD), Wilson Lane Bridge (MD), and Foundry Branch Bridge (MD).

Budget and Funding (\$ Millions)

FY23 Current Budget	YTD % Budget Expended
\$1.20	-19%

FY23 Funding Sources	YTD Expended
Formula	\$0.00
PRIIA	\$0.00
Other	\$0.00
Federal Subtotal	\$0.00
System Performance	\$0.00
Reimbursable/Other	\$0.00
DC Dedicated Funding	\$0.00
MD Dedicated Funding	\$0.00
VA Non-Restricted Dedicated Funding	\$0.00
VA Restricted Dedicated Funding	\$0.00
Local Subtotal	\$0.03
Debt	\$0.03
Net Accruals	(\$0.26)
Total FY23 Expenditures	(\$0.23)

Notes: All figures are preliminary and unaudited.



WASHINGTON METROPOLITAN AREA TRANSIT AUTHORITY

(CIP0294)

Top 30 Active Contracts by Allocated CIP Value

Contract Number	Vendor	Activity	Contract Value	Allocated CIP Value	Contract Start Date	Contract Expiration Date
FQ15191-FY18	Gannett Fleming-Parsons Joint Venture II	CONSULT	\$100,000,000	\$30,000	2/11/2017	3/31/2020
FQ18033G	Gannett Fleming Engineers and Architects	CONSULT	\$90,000,000	\$2,167,950	8/23/2018	8/23/2023
FQ18033F	DHA/RK&K Joint Venture	CONSULT	\$88,000,000	\$122,820	8/16/2018	8/16/2023
FQ15191-FY19	Gannett Fleming-Parsons Joint Venture II	CONSULT	\$75,000,000	\$48,246	5/2/2017	12/31/2021
FQ15192-FY18	Mott MacDonald I&E, LLC	CONSULT	\$75,000,000	\$150,000	3/8/2017	12/31/2019
FQ18033B	HNTB Corporation	ENGINEERING	\$65,000,000	\$90,000	8/2/2018	8/2/2023
FQ15192-FY20	Mott MacDonald I&E, LLC	CONSULT	\$46,000,000	\$86,345	7/18/2019	6/30/2021
FQ16036A	Potomac Construction Co Inc	CONSTRUCTION	\$25,205,005	\$141,470	10/10/2017	10/9/2022
FQ16036B	The Matthews Group, Inc. T/A TMG Constru	CONSTRUCTION	\$18,896,292	\$176,000	10/10/2017	10/9/2022
FQ19172A	AECOM, USA, INC.	CONSTRUCTION	\$15,200,000	\$56,341	10/3/2019	10/3/2024
FQ18110	CHK America Inc	3RD_PARTY	\$8,635,950	\$37,923	4/12/2018	4/11/2022
FQ16036-G	F.H. Paschen, S.N. Nielsen & Assoc., LLC	CONSTRUCTION	\$4,124,317	\$435,024	10/15/2018	10/9/2022
FQ19172J	AECOM Technical Services Inc	ENGINEERING	\$2,500,000	\$1,307,528	10/3/2019	10/3/2024



WASHINGTON METROPOLITAN AREA TRANSIT AUTHORITY

(CIP0297) Union Station Improvements

FY2023 Q1

Initiative Type: Project
 Investment Program: Platforms & Structures
 Investment Category: Stations and Passenger Facilities

Mode: Rail
 Location: District of Columbia

Description

This project will relieve congestion at Union Station by implementing a redesign of the First Street northeast entrance, including expanding the north mezzanine by adding stairs, adding additional fare gates, and relocating the fare vending machines.



Expected Outcome

Improves customer crowding and convenience by providing a better flow for riders as they enter and exit the station, as well as improved lighting and an additional staircase.

Strategic Drivers

 Safety	 Security	 Reliability/SGR
---	--	---

Overall Status

Development & Evaluation	
Implementation & Construction	●
Operations Activation	●

Metro is currently updating designs and finalizing agreements with Amtrak for the Union Station - 1st NE Entrance improvements. Construction is anticipated to occur in the first half of FY2024

Budget and Funding (\$ Millions)

FY23 Current Budget	YTD % Budget Expended
\$7.64	1%

FY23 Funding Sources	YTD Expended
Formula	\$0.00
PRIIA	\$0.00
Other	\$0.00
Federal Subtotal	\$0.00
System Performance	\$0.00
Reimbursable/Other	\$0.00
DC Dedicated Funding	\$0.01
MD Dedicated Funding	\$0.01
VA Non-Restricted Dedicated Funding	\$0.01
VA Restricted Dedicated Funding	\$0.00
Local Subtotal	\$0.03
Debt	\$0.00
Net Accruals	\$0.03
Total FY23 Expenditures	\$0.07



WASHINGTON METROPOLITAN AREA TRANSIT AUTHORITY

(CIP0297)

Top 30 Active Contracts by Allocated CIP Value

Contract Number	Vendor	Activity	Contract Value	Allocated CIP Value	Contract Start Date	Contract Expiration Date
FQ19172G	Gannett Fleming Engineers and Architects	ENGINEERING	\$72,500,000	\$23,165	10/3/2019	10/3/2024
FQ18033I	AECOM-STV JV	CONSULT	\$70,000,000	\$120,000	7/1/2018	6/30/2025



WASHINGTON METROPOLITAN AREA TRANSIT AUTHORITY

(CIP0302) Huntington Station Parking Garage Demolition

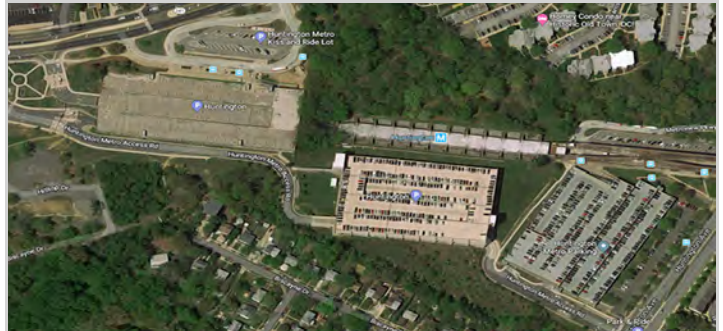
FY2023 Q1

Initiative Type: Project
 Investment Program: Platforms & Structures
 Investment Category: Stations and Passenger Facilities

Mode: Rail
 Location: Commonwealth of Virginia

Description

This project is part of a joint development between Metro and Fairfax County to replace the south parking garage at Huntington Station in Fairfax County. The development enables Metro to offer up to 12 acres for private development.



Expected Outcome

Enables development of a new bus loop to accommodate Fairfax County's planned Bus Rapid Transit terminus at Huntington Station while replacing a closed parking facility.

Strategic Drivers



Safety



Security



Reliability/SGR

Overall Status

Development & Evaluation	
Implementation & Construction	
Operations Activation	

Metro is continuing to work with Fairfax County on creating a Master Plan for development at the south end of the Huntington Station. Work is anticipated to continue through FY2023.

Budget and Funding (\$ Millions)

FY23 Current Budget	YTD % Budget Expended

FY23 Funding Sources	YTD Expended
Formula	
PRIIA	
Other	
Federal Subtotal	
System Performance	
Reimbursable/Other	
DC Dedicated Funding	
MD Dedicated Funding	
VA Non-Restricted Dedicated Funding	
VA Restricted Dedicated Funding	
Local Subtotal	
Debt	
Net Accruals	
Total FY23 Expenditures	



WASHINGTON METROPOLITAN AREA TRANSIT AUTHORITY

(CIP0302)

Top 30 Active Contracts by Allocated CIP Value

Contract Number	Vendor	Activity	Contract Value	Allocated CIP Value	Contract Start Date	Contract Expiration Date
FQ15191-FY19	Gannett Fleming-Parsons Joint Venture II	ENGINEERING	\$75,000,000	\$880,000	5/2/2017	9/1/2021



WASHINGTON METROPOLITAN AREA TRANSIT AUTHORITY

(CIP0305) Rail Passenger Facility State of Good Repair Program

FY2023 Q1

Initiative Type: Program
 Investment Program: Platforms & Structures
 Investment Category: Stations and Passenger Facilities

Mode: Rail
 Location: Systemwide

Description

This program repairs and replaces antiquated systems and infrastructure in passenger facilities including ceilings, sewage ejector pumps, and other systems.



Expected Outcome




Increases the efficiency and reliability of passenger facilities. Also improves customers' experience and helps prevent potential safety issues.

Strategic Drivers

 Safety	 Security	 Reliability/SGR
---	--	---

Overall Status

(Programs are ongoing)

Development & Evaluation	
Implementation & Construction	
Operations Activation	

Budget and Funding (\$ Millions)

FY23 Current Budget	YTD % Budget Expended
\$3.00	1%

FY23 Funding Sources	YTD Expended
Formula	\$0.00
PRIIA	\$0.00
Other	\$0.00
Federal Subtotal	\$0.00
System Performance	\$0.00
Reimbursable/Other	\$0.00
DC Dedicated Funding	\$0.01
MD Dedicated Funding	\$0.01
VA Non-Restricted Dedicated Funding	\$0.01
VA Restricted Dedicated Funding	\$0.00
Local Subtotal	\$0.03
Debt	\$0.00
Net Accruals	\$0.00
Total FY23 Expenditures	\$0.03

Notes: All figures are preliminary and unaudited.



WASHINGTON METROPOLITAN AREA TRANSIT AUTHORITY

(CIP0305)

Top 30 Active Contracts by Allocated CIP Value

Contract Number	Vendor	Activity	Contract Value	Allocated CIP Value	Contract Start Date	Contract Expiration Date
FQ16036B	The Matthews Group, Inc. T/A TMG Constru	CONSTRUCTION	\$17,161,752	\$419,480	10/10/2017	10/9/2022



WASHINGTON METROPOLITAN AREA TRANSIT AUTHORITY

(CIP0307) Station Platform Rehabilitation - Phase 2

FY2023 Q1

Initiative Type: Project
 Investment Program:
 Investment Category: Stations and Passenger Facilities

Mode: Rail
 Location:

Description

This project rehabilitates and repairs platforms and systems at the following Orange and Blue/Yellow Lines stations in Virginia to address potentially unsafe and deteriorating conditions: East Falls Church, West Falls Church, Dunn Loring, Vienna, and Reagan National Airport. Customer experience improvements include slip-resistant tile, improved lighting, upgraded passenger shelters, new passenger information displays, improved public address system, new closed-circuit television system, and renovated bathrooms.



Expected Outcome

Upgrades and improves above-ground stations for customer comfort and to increase the lifespan of these assets, reducing future maintenance requirements and improving the quality of rail service provided for customers accessing these stations.

Strategic Drivers

Safety	Security	Reliability/SGR

Overall Status

Development & Evaluation	
Implementation & Construction	
Operations Activation	

Budget and Funding (\$ Millions)

FY23 Current Budget	YTD % Budget Expended

FY23 Funding Sources	YTD Expended
Formula	
PRIIA	
Other	
Federal Subtotal	
System Performance	
Reimbursable/Other	
DC Dedicated Funding	
MD Dedicated Funding	
VA Non-Restricted Dedicated Funding	
VA Restricted Dedicated Funding	
Local Subtotal	
Debt	
Net Accruals	
Total FY23 Expenditures	

Notes: All figures are preliminary and unaudited.



WASHINGTON METROPOLITAN AREA TRANSIT AUTHORITY

(CIP0307)

Top 30 Active Contracts by Allocated CIP Value

Contract Number	Vendor	Activity	Contract Value	Allocated CIP Value	Contract Start Date	Contract Expiration Date
F20051AWD	Kiewit Infrastructure Company	CONSTRUCTION	\$285,000,000	\$4,757,319	1/4/2020	2/25/2022
FQ15191-FY18	Gannett Fleming-Parsons Joint Venture II	CONSULT	\$100,000,000	\$1,000,000	2/11/2017	3/31/2020
FQ18033A	Parsons Transportation Group Inc	CONSULT	\$77,500,000	\$3,584,684	9/24/2018	9/24/2023
FQ18033I	AECOM-STV JV	CONSULT	\$70,000,000	\$2,412,602	7/1/2018	6/30/2025
C20088A	Transportation Management Service Inc	3RD_PARTY	\$30,000,000	\$14,603,572	2/3/2020	2/2/2023
C20147	K&J Consulting Services Inc	CONSTRUCTION	\$19,773,890	\$90,000	9/30/2020	10/31/2025
FQ18033F	DHA/RK&K Joint Venture	ENGINEERING	\$12,500,000	\$548,312	8/16/2018	8/16/2023
C20113	Transportation Management Service Inc	3RD_PARTY	\$10,196,919	\$1,979,747	5/22/2020	5/21/2022
C20090	Summitville Tiles Inc	CONSTRUCTION	\$5,000,000	\$150,414	12/30/2019	12/29/2022
C20094	North Carolina Granite Co	CONSTRUCTION	\$2,000,000	\$7,039	4/2/2020	12/29/2022
FQ18050 (B)	Prysmian Group Specialty Cables LLC	EQUIP_MATL	\$0	\$233,963	4/18/2018	4/22/2023



WASHINGTON METROPOLITAN AREA TRANSIT AUTHORITY

(CIP0308) Station Platform Rehabilitation - Phase 3

FY2023 Q1

Initiative Type: Project
 Investment Program: Platforms & Structures
 Investment Category: Stations and Passenger Facilities

Mode: Rail
 Location: Systemwide

Description

This project rehabilitates and repairs platforms and station systems at the following stations along the Green and Blue Lines in Maryland and Virginia to address potentially unsafe and deteriorating conditions: Arlington Cemetery, Addison Road, West Hyattsville, Prince George's Plaza, College Park, and Greenbelt. Customer experience improvements include slip-resistant tile, improved lighting, upgraded passenger shelters, new passenger information displays, and improved public address system.



Expected Outcome

Upgrades and improves above-ground stations for customer safety and comfort, as measured by the Metrorail customer injury rate performance indicator [FY21 target of ≤177 injuries]. New platforms and other new/rehabilitated station assets will increase the lifespan of these assets, reducing future maintenance requirements and improving the quality of rail service provided for customers accessing these stations.

Strategic Drivers

Overall Status

Development & Evaluation	
Implementation & Construction	
Operations Activation	●

Metro reopened four Green Line stations for revenue service after major platform construction in Q1 FY 2023. Punch list items are currently being addressed along with some final safety issues concerning the handrailing which are anticipated to be resolved at the end of Q1.

Budget and Funding (\$ Millions)

FY23 Current Budget	YTD % Budget Expended
\$4.08	75%

FY23 Funding Sources	YTD Expended
Formula	\$0.00
PRIIA	\$1.79
Other	\$0.00
Federal Subtotal	\$1.79
System Performance	\$0.00
Reimbursable/Other	\$0.00
DC Dedicated Funding	\$0.00
MD Dedicated Funding	\$0.00
VA Non-Restricted Dedicated Funding	\$0.00
VA Restricted Dedicated Funding	\$0.00
Local Subtotal	\$2.17
Debt	\$2.17
Net Accruals	(\$0.89)
Total FY23 Expenditures	\$3.07



WASHINGTON METROPOLITAN AREA TRANSIT AUTHORITY

(CIP0308)

Top 30 Active Contracts by Allocated CIP Value

Contract Number	Vendor	Activity	Contract Value	Allocated CIP Value	Contract Start Date	Contract Expiration Date
F20164	Kiewit Infrastructure Company	CONSTRUCTION	\$347,000,000	\$2,173,000	10/30/2020	6/25/2022
FQ15191-FY18	Gannett Fleming-Parsons Joint Venture II	CONSULT	\$100,000,000	\$300,000	2/11/2017	3/31/2020
FQ18033A	Parsons Transportation Group Inc	CONSULT	\$77,500,000	\$6,705,598	9/24/2018	9/24/2023
FQ18033I	AECOM-STV JV	CONSULT	\$70,000,000	\$1,900,132	7/1/2018	6/30/2025
FQ18033G	Gannett Fleming Engineers and Architects	CONSULT	\$49,000,000	\$1,651,837	8/23/2018	8/23/2023
C20088A	Transportation Management Service Inc	3RD_PARTY	\$30,000,000	\$2,712,714	2/3/2020	2/2/2023
FQ18033B	HNTB Corporation	CONSULT	\$24,500,000	\$104,595	8/2/2018	8/2/2023
C20147	K&J Consulting Services Inc	CONSTRUCTION	\$19,773,890	\$90,000	9/30/2020	10/31/2025
C20113	Transportation Management Service Inc	3RD_PARTY	\$10,784,752	\$730,255	5/22/2020	5/21/2022
FQ19172M	Mott MacDonald-WSP Joint Venture	ENGINEERING	\$10,000,000	\$204,866	10/3/2019	10/3/2024
FQ18110	CHK America Inc	EQUIP_MATL	\$8,635,950	\$69,300	4/12/2018	4/11/2022
C20090	Summitville Tiles Inc	CONSTRUCTION	\$5,000,000	\$267,936	12/30/2019	12/29/2022
C20094	North Carolina Granite Co	CONSTRUCTION	\$2,000,000	\$68,415	4/2/2020	12/29/2022
FQ18060	Benons LLC dba Falcon Transport	3RD_PARTY	\$1,915,996	\$36,193	10/15/2018	10/14/2022



WASHINGTON METROPOLITAN AREA TRANSIT AUTHORITY

(CIP0310) Station Platform Rehabilitation - Phase 4

FY2023 Q1

Initiative Type: Project
 Investment Program: Platforms & Structures
 Investment Category: Stations and Passenger Facilities

Mode: Rail
 Location: Systemwide

Description

This project rehabilitates and repairs platforms and systems at the following Orange Line stations to address potentially unsafe and deteriorating conditions: Minnesota Avenue, Deanwood, Cheverly, Landover, and New Carrollton. Customer experience improvements include slip-resistant tile, improved lighting, upgraded passenger shelters, new passenger information displays, improved public address system, new closed-circuit television system, and renovated bathrooms.



Expected Outcome

Upgrades and improves above-ground stations for customer safety and comfort. New platforms and other new/rehabilitated station assets will increase the lifespan of these assets, reducing future maintenance requirements and improving the quality of rail service provided for customers accessing these stations.

Strategic Drivers

Overall Status

Development & Evaluation	
Implementation & Construction	●
Operations Activation	●

The closure of the five Orange Line stations and major construction began in Q4 FY2022 and will continue into FY2023. Structural renovations and repairs are also ongoing at seven bridges east of Stadium Armory. Anticipated return to service is Q2.

Budget and Funding (\$ Millions)

FY23 Current Budget	YTD % Budget Expended
\$195.37	68%

FY23 Funding Sources	YTD Expended
Formula	\$0.00
PRIIA	\$79.55
Other	\$0.00
Federal Subtotal	\$79.55
System Performance	\$0.04
Reimbursable/Other	\$0.00
DC Dedicated Funding	\$0.00
MD Dedicated Funding	\$0.00
VA Non-Restricted Dedicated Funding	\$0.00
VA Restricted Dedicated Funding	\$0.00
Local Subtotal	\$11.70
Debt	\$11.66
Net Accruals	\$41.21
Total FY23 Expenditures	\$132.45



WASHINGTON METROPOLITAN AREA TRANSIT AUTHORITY

(CIP0310) Top 30 Active Contracts by Allocated CIP Value

Contract Number	Vendor	Activity	Contract Value	Allocated CIP Value	Contract Start Date	Contract Expiration Date
FIRPG211121	Kiewit Infrastructure Company	CONSTRUCTION	\$284,902,000	\$583,445	7/8/2021	12/31/2022
FQ18033G	Gannett Fleming Engineers and Architects	CONSTRUCTION	\$88,050,000	\$1,334,853	8/23/2018	8/23/2023
FQ18033A	Parsons Transportation Group Inc	CONSULT	\$77,500,000	\$2,662,720	9/24/2018	9/24/2023
FQ15192-FY18	Mott MacDonald I&E, LLC	CONSULT	\$75,000,000	\$250,000	3/8/2017	12/31/2019
FQ18033B	HNTB Corporation	ENGINEERING	\$65,000,000	\$31,000	8/2/2018	8/2/2023
FQ19172M	Mott MacDonald-WSP Joint Venture	ENGINEERING	\$55,500,000	\$99,516	10/3/2019	10/3/2024
C20088A	Transportation Management Service Inc	3RD_PARTY	\$40,588,929	\$10,588,929	2/3/2020	2/2/2023
C20113	Transportation Management Service Inc	3RD_PARTY	\$15,489,859	\$11,233	5/22/2020	5/21/2023
FQ18110	CHK America Inc	3RD_PARTY	\$14,443,906	\$72,660	4/12/2018	4/11/2023
C20088B	Yankee Line Transportation Management	3RD_PARTY	\$7,316,153	\$517,127	6/6/2020	2/2/2023
FQ18060	Benons LLC dba Falcon Transport	3RD_PARTY	\$2,701,265	\$785,269	10/15/2018	10/14/2022
FQ15191-FY18	Gannett Fleming-Parsons Joint Venture II	CONSULT		\$51,000	2/11/2017	3/31/2020



WASHINGTON METROPOLITAN AREA TRANSIT AUTHORITY

(CIP0311) Bladensburg Bus Garage Replacement

FY2023 Q1

Initiative Type: Project
 Investment Program: Maintenance Facilities
 Investment Category: Bus, Bus Facilities & Paratransit

Mode: Bus
 Location: District of Columbia

Description

This project will demolish and replace the existing obsolete bus maintenance and operations facility at Bladensburg to improve use and capacity of limited facility space. The new facility, to be designed to achieve LEED certification, will have an on-site employee parking lot, multiple access points, parking for up to 300 buses, 25 maintenance bays, and a compressed natural gas (CNG) fueling station. The facility will be ready for future electric bus infrastructure as Metro begins full implementation of 100% electric vehicles.



Expected Outcome

Provides a new LEED-certified bus facility that will improve bus safety, efficiency, maintenance and operations, while maximizing bus fleet availability as measured by the bus system employee injury rate performance indicator [FY21 target of ≤11.2 injuries per 100 employees] and the Bus Fleet Reliability performance indicator [FY21 target ≥7,000 miles between failures].

Strategic Drivers

		
Safety	Security	Reliability/SGR

Overall Status

Development & Evaluation	
Implementation & Construction	●
Operations Activation	

Demolition of the existing facility has been completed. Excavation and environmental remediation are ongoing. Work on the foundation has begun.

Budget and Funding (\$ Millions)

FY23 Current Budget	YTD % Budget Expended
\$78.41	14%

FY23 Funding Sources	YTD Expended
Formula	\$10.09
PRIIA	\$0.00
Other	\$0.00
Federal Subtotal	\$10.09
System Performance	\$0.00
Reimbursable/Other	\$0.01
DC Dedicated Funding	\$0.00
MD Dedicated Funding	\$0.00
VA Non-Restricted Dedicated Funding	\$0.00
VA Restricted Dedicated Funding	\$0.00
Local Subtotal	\$2.76
Debt	\$2.75
Net Accruals	(\$1.72)
Total FY23 Expenditures	\$11.14

Notes: All figures are preliminary and unaudited.



WASHINGTON METROPOLITAN AREA TRANSIT AUTHORITY

(CIP0311)

Top 30 Active Contracts by Allocated CIP Value

Contract Number	Vendor	Activity	Contract Value	Allocated CIP Value	Contract Start Date	Contract Expiration Date
FQ19144B-2	Hensel Phelps Construction Co	CONSTRUCTION	\$252,911,000	\$350,000	10/8/2021	3/31/2027
FQ15191-FY18	Gannett Fleming-Parsons Joint Venture II	CONSULT	\$100,000,000	\$250,000	2/11/2017	3/31/2020
FQ18033G	Gannett Fleming Engineers and Architects	CONSULT	\$90,000,000	\$50,000	8/23/2018	8/23/2023
FQ15192-FY18	Mott MacDonald I&E, LLC	CONSULT	\$75,000,000	\$456,338	3/8/2017	12/31/2019
FQ18033C	WSP USA Inc.	CONSULT	\$73,566,000	\$249,721	8/15/2018	8/15/2023
FQ18033I	AECOM-STV JV	ENGINEERING	\$70,000,000	\$2,717,003	7/1/2018	6/30/2025
C20147	K&J Consulting Services Inc	CONSTRUCTION	\$19,773,890	\$120,000	9/30/2020	10/31/2025
FQ18110	CHK America Inc	3RD_PARTY	\$14,443,906	\$27,248	4/12/2018	4/11/2023
FQ18033A	Parsons Transportation Group Inc	ENGINEERING	\$12,500,000	\$440,173	9/24/2018	9/24/2023
FQ18033F	DHA/RK&K Joint Venture	ENGINEERING	\$12,500,000	\$548,312	8/16/2018	8/16/2023
FQ170440	Orion Management LLC	CONSTRUCTION	\$11,705,689	\$198,668	12/27/2018	6/30/2021
FQ19144B	Hensel Phelps Construction Co	CONSTRUCTION	\$8,000,000	\$260,000	5/27/2020	3/31/2027
FQ19172L	Johnson, Mirmiran & Thompson Inc.	ENGINEERING	\$5,000,000	\$556,819	10/3/2019	10/3/2024
FQ19172D	Jacobs Engineering Group, Inc.	ENGINEERING	\$2,500,000	\$1,442,300	10/3/2019	10/3/2024
FMCAP200229	Clever Devices Ltd.	CONSTRUCTION	\$797,831	\$14,267	12/28/2020	6/30/2022
FQ15190B	HNTB Corporation	CONSULT	\$0	\$574,805	3/29/2018	3/28/2023



WASHINGTON METROPOLITAN AREA TRANSIT AUTHORITY

(CIP0312) Four Mile Run Bus Garage Rehabilitation

FY2023 Q1

Initiative Type: Project
 Investment Program: Maintenance Facilities
 Investment Category: Bus, Bus Facilities & Paratransit

Mode: Bus
 Location: Commonwealth of Virginia

Description

The project rehabilitates interior and exterior elements of the Four Mile Run bus facility to restore a state of good repair and meet short-term fleet capacity needs due to other bus facility replacement projects.



Expected Outcome

Provides a more modern facility while incorporating operating efficiencies that enable Metro to increase throughput to accommodate fleet requirements arising from other bus facility replacements.

Strategic Drivers

		
Safety	Security	Reliability/SGR

Overall Status

Development & Evaluation	
Implementation & Construction	
Operations Activation	

Metro will conduct a study at the 4 Mile Run Bus Garage facility in Virginia, which is in need of rehabilitation to expand capacity. The purpose of the study is to develop alternative design concepts to inform the future rehabilitation strategy.

Budget and Funding (\$ Millions)

FY23 Current Budget	YTD % Budget Expended
\$0.87	1%

FY23 Funding Sources	YTD Expended
Formula	\$0.00
PRIIA	\$0.00
Other	\$0.00
Federal Subtotal	\$0.00
System Performance	\$0.00
Reimbursable/Other	\$0.00
DC Dedicated Funding	\$0.00
MD Dedicated Funding	\$0.00
VA Non-Restricted Dedicated Funding	\$0.00
VA Restricted Dedicated Funding	\$0.00
Local Subtotal	\$0.00
Debt	\$0.00
Net Accruals	\$0.00
Total FY23 Expenditures	\$0.00



There are no active contracts associated with this CIP



WASHINGTON METROPOLITAN AREA TRANSIT AUTHORITY

(CIP0315) Northern Bus Garage Replacement

FY2023 Q1

Initiative Type: Project
 Investment Program: Maintenance Facilities
 Investment Category: Bus, Bus Facilities & Paratransit

Mode: Bus
 Location: District of Columbia

Description

This project replaces the obsolete Northern Bus Garage to address structural deficiencies and improve use of limited facility space. The new facility will be designed to achieve LEED certification and retain the historical façade, provide multiple access points and parking for approximately 150 buses, support future electric bus charging infrastructure, and incorporate potential retail or public space. Northern Bus Garage will fully support 100% electric vehicles.



Expected Outcome

Provides a modern and safe bus operations and maintenance facility that will reduce associated energy consumption and operating costs and maximize bus fleet availability as measured by the Bus Fleet Reliability performance indicator [FY21 target ≥7,000 miles between failures]. Northern will become Metro's first all electric bus garage. The design will preserve the historic façade, offering potential retail space for revenue generation and/or provide public space.

Strategic Drivers

 Safety	 Security	 Reliability/SGR
---	--	---

Overall Status

Development & Evaluation	
Implementation & Construction	●
Operations Activation	

Pre-construction activities are ongoing while final approvals are obtained. Construction on the bus garage facility is now anticipated to begin in Q2 of FY2023.

Budget and Funding (\$ Millions)

FY23 Current Budget	YTD % Budget Expended
\$79.12	2%

FY23 Funding Sources	YTD Expended
Formula	\$0.76
PRIIA	\$0.00
Other	\$0.00
Federal Subtotal	\$0.76
System Performance	\$0.00
Reimbursable/Other	\$0.00
DC Dedicated Funding	\$0.00
MD Dedicated Funding	\$0.00
VA Non-Restricted Dedicated Funding	\$0.00
VA Restricted Dedicated Funding	\$0.00
Local Subtotal	\$0.51
Debt	\$0.51
Net Accruals	\$0.68
Total FY23 Expenditures	\$1.95



WASHINGTON METROPOLITAN AREA TRANSIT AUTHORITY

(CIP0315)

Top 30 Active Contracts by Allocated CIP Value

Contract Number	Vendor	Activity	Contract Value	Allocated CIP Value	Contract Start Date	Contract Expiration Date
FQ18033G	Gannett Fleming Engineers and Architects	CONSULT	\$90,000,000	\$7,344,132	8/23/2018	8/23/2023
FQ18033D	Jacobs Engineering Group, Inc.	CONSULT	\$80,500,000	\$81,114	8/21/2018	8/21/2023
FQ15192-FY18	Mott MacDonald I&E, LLC	CONSULT	\$75,000,000	\$456,333	3/8/2017	12/31/2019
FQ18033C	WSP USA Inc.	CONSULT	\$73,566,000	\$249,721	8/15/2018	8/15/2023
FQ18033I	AECOM-STV JV	CONSULT	\$70,000,000	\$984,669	7/1/2018	6/30/2025
FQ19144N	Clark Construction Group, LLC	CONSTRUCTION	\$51,000,000	\$383,176	8/29/2019	9/30/2022
C20147	K&J Consulting Services Inc	CONSTRUCTION	\$19,773,890	\$120,000	9/30/2020	10/31/2025
FQ16036B	The Matthews Group, Inc. T/A TMG Constru	CONSTRUCTION	\$17,386,226	\$85,581	10/10/2017	10/9/2022
FQ18110	CHK America Inc	3RD_PARTY	\$14,443,906	\$27,248	4/12/2018	4/11/2023
FQ18033A	Parsons Transportation Group Inc	ENGINEERING	\$12,500,000	\$440,173	9/24/2018	9/24/2023
FQ18033F	DHA/RK&K Joint Venture	ENGINEERING	\$12,500,000	\$548,314	8/16/2018	8/16/2023
FQ19172L	Johnson, Mirmiran & Thompson Inc.	ENGINEERING	\$5,000,000	\$772,345	10/3/2019	10/3/2024
FMCAP200229	Clever Devices Ltd.	3RD_PARTY	\$705,395	\$116,019	12/28/2020	7/30/2021
FQ15190B	HNTB Corporation	CONSULT	\$0	\$514,497	3/29/2018	3/28/2023



WASHINGTON METROPOLITAN AREA TRANSIT AUTHORITY

(CIP0319) Bus Maintenance Facility State of Good Repair Program

FY2023 Q1

Initiative Type: Program
 Investment Program:
 Investment Category: Bus, Bus Facilities & Paratransit

Mode: Bus
 Location:

Description

This program renovates bus maintenance facilities and equipment to achieve a state of good repair.



Expected Outcome

Provides modern, efficient, and safe bus operations and maintenance facilities as measured by the Metrobus customer injury rate performance indicator [FY20 target of less than 2.45 injuries per million passengers].

Strategic Drivers

Safety	Security	Reliability/SGR

Overall Status

(Programs are ongoing)

Development & Evaluation	
Implementation & Construction	
Operations Activation	

Metro will undertake an analysis to determine the design and engineering of restrooms and break rooms for bus drivers and WMATA personnel at 9 priority locations. These include bus loops, Metro parking garages and a portion of the platform at New Carrollton Metrorail station.

Budget and Funding (\$ Millions)

FY23 Current Budget	YTD % Budget Expended
\$0.32	1%

FY23 Funding Sources	YTD Expended
Formula	\$0.00
PRIIA	\$0.00
Other	\$0.00
Federal Subtotal	\$0.00
System Performance	\$0.00
Reimbursable/Other	\$0.00
DC Dedicated Funding	\$0.00
MD Dedicated Funding	\$0.00
VA Non-Restricted Dedicated Funding	\$0.00
VA Restricted Dedicated Funding	\$0.00
Local Subtotal	\$0.00
Debt	\$0.00
Net Accruals	\$0.00
Total FY23 Expenditures	\$0.00

Notes: All figures are preliminary and unaudited.



WASHINGTON METROPOLITAN AREA TRANSIT AUTHORITY

(CIP0319)

Top 30 Active Contracts by Allocated CIP Value

Contract Number	Vendor	Activity	Contract Value	Allocated CIP Value	Contract Start Date	Contract Expiration Date
FQ18033F	DHA/RK&K Joint Venture	CONSULT	\$78,000,000	\$305,692	8/16/2018	8/16/2023



WASHINGTON METROPOLITAN AREA TRANSIT AUTHORITY

(CIP0322) Bus Passenger Facility Improvements

FY2023 Q1

Initiative Type: Program
 Investment Program:
 Investment Category: Bus, Bus Facilities & Paratransit

Mode: Bus
 Location:

Description

This project improves bus passenger accessibility at revenue facilities.



Expected Outcome

This project improves customer satisfaction and regulatory compliance.

Strategic Drivers

Safety	Security	Reliability/SGR

Overall Status

(Programs are ongoing)

Development & Evaluation	
Implementation & Construction	
Operations Activation	

Budget and Funding (\$ Millions)

FY23 Current Budget	YTD % Budget Expended

FY23 Funding Sources	YTD Expended
Formula	
PRIIA	
Other	
Federal Subtotal	
System Performance	
Reimbursable/Other	
DC Dedicated Funding	
MD Dedicated Funding	
VA Non-Restricted Dedicated Funding	
VA Restricted Dedicated Funding	
Local Subtotal	
Debt	
Net Accruals	
Total FY23 Expenditures	



WASHINGTON METROPOLITAN AREA TRANSIT AUTHORITY

(CIP0322)

Top 30 Active Contracts by Allocated CIP Value

Contract Number	Vendor	Activity	Contract Value	Allocated CIP Value	Contract Start Date	Contract Expiration Date
FQ15190D-FY19	WSP USA Inc.	CONSULT	\$0	\$750,000	3/22/2019	6/30/2021



WASHINGTON METROPOLITAN AREA TRANSIT AUTHORITY

(CIP0324) Capital Program Financial Support

FY2023 Q1

Initiative Type: Program
 Investment Program: Support Equipment/Services
 Investment Category: Business & Operations Support
 Mode: Systemwide
 Location: Systemwide

Description

This program provides support for the financial management of the capital program, including jurisdictional funds and federal grants.



Expected Outcome

Improves Metro's ability to compliantly manage the sources of funding for Metro's capital improvement program. This program supports Metro's financial responsibility, compliance, and state of good repair efforts.

Strategic Drivers

 Safety	 Security	 Reliability/SGR
---	--	---

Overall Status

(Programs are ongoing)

Development & Evaluation	
Implementation & Construction	●
Operations Activation	

Budget and Funding (\$ Millions)

FY23 Current Budget	YTD % Budget Expended
\$0.40	3%

FY23 Funding Sources	YTD Expended
Formula	\$0.00
PRIIA	\$0.00
Other	\$0.00
Federal Subtotal	\$0.00
System Performance	\$0.00
Reimbursable/Other	\$0.00
DC Dedicated Funding	\$0.00
MD Dedicated Funding	\$0.00
VA Non-Restricted Dedicated Funding	\$0.00
VA Restricted Dedicated Funding	\$0.00
Local Subtotal	\$0.00
Debt	\$0.00
Net Accruals	\$0.01
Total FY23 Expenditures	\$0.01



WASHINGTON METROPOLITAN AREA TRANSIT AUTHORITY

(CIP0324)

Top 30 Active Contracts by Allocated CIP Value

Contract Number	Vendor	Activity	Contract Value	Allocated CIP Value	Contract Start Date	Contract Expiration Date
FQ10218-18	WSP USA Inc.	CONSULT	\$26,900,640	\$299,171	10/6/2017	12/31/2019
CQ19243	InfraStrategies LLC	CONSULT	\$1,568,732	\$1,568,732	10/9/2019	10/8/2020



WASHINGTON METROPOLITAN AREA TRANSIT AUTHORITY

(CIP0326) Real-time Bus and Rail Data Feed Development

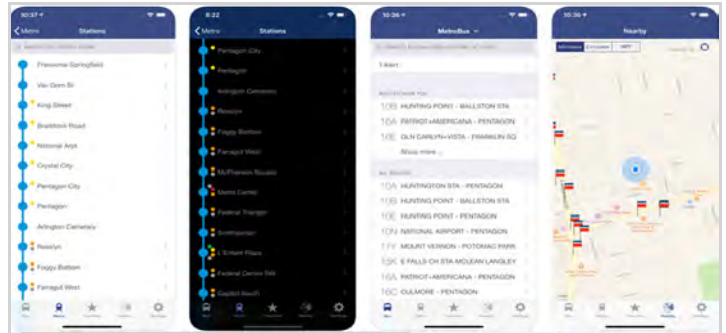
FY2023 Q1

Initiative Type: Project
 Investment Program:
 Investment Category: Business & Operations Support

Mode: Systemwide
 Location:

Description

This project develops general transit feed specifications (GTFS) for real-time data feeds for bus and rail service.



Expected Outcome

Provides a real-time information feed that contains schedule, fare, and geographic transit information, which improves the customer experience.

Strategic Drivers



Overall Status

Development & Evaluation	
Implementation & Construction	
Operations Activation	

Metro estimates bids will be completed Q2 FY2023.

Budget and Funding (\$ Millions)

FY23 Current Budget	YTD % Budget Expended
\$0.24	0%

FY23 Funding Sources	YTD Expended
Formula	\$0.00
PRIIA	\$0.00
Other	\$0.00
Federal Subtotal	\$0.00
System Performance	\$0.00
Reimbursable/Other	\$0.00
DC Dedicated Funding	\$0.00
MD Dedicated Funding	\$0.00
VA Non-Restricted Dedicated Funding	\$0.00
VA Restricted Dedicated Funding	\$0.00
Local Subtotal	\$0.00
Debt	\$0.00
Net Accruals	\$0.00
Total FY23 Expenditures	\$0.00

Notes: All figures are preliminary and unaudited.



WASHINGTON METROPOLITAN AREA TRANSIT AUTHORITY

(CIP0326)

Top 30 Active Contracts by Allocated CIP Value

Contract Number	Vendor	Activity	Contract Value	Allocated CIP Value	Contract Start Date	Contract Expiration Date
CQ18192	Trapeze Software Group Inc	CONSULT	\$5,906,667	\$7,200	9/1/2019	6/30/2021
CQ15044	Cambridge Systematics, Inc.	EQUIP_MATL	\$1,196,993	\$64,860	9/2/2015	7/31/2021
FQ19223	Swiftly, Inc.	3RD_PARTY	\$573,500	\$17,000	2/24/2020	2/23/2021
FQ15124_SFA	Susan Fitzgerald & Associates, Inc.	CONSULT	\$0	\$375,000	4/14/2016	4/30/2021



WASHINGTON METROPOLITAN AREA TRANSIT AUTHORITY

(CIP0330) Information Technology Data Center

FY2023 Q1

Initiative Type: Project
 Investment Program: IT
 Investment Category: Business & Operations Support

Mode: Systemwide
 Location: Systemwide

Description

This project constructs a new data center to replace the existing data center at the Jackson Graham building that is being vacated. Metro will build a modern data center that blends new technologies with existing capabilities to continually improve and scale services to users, customers, and partners.



Expected Outcome

Replaces Metro's existing data center with a new modern facility to support the system and that will also enable Metro to generate revenue through the leasing of excess capacity.

Strategic Drivers

 Safety	 Security	 Reliability/SGR
---	--	---

Overall Status

Development & Evaluation	
Implementation & Construction	●
Operations Activation	

In Q1 FY2023, preparations for cutover are being made (installed train control equipment, traction power in various locations, installed new track North and South of station). Installation of communication devices has been completed along with the concrete portion of the retaining wall. Project team has started roofing on pedestrian bridges and has finished the elevator and escalator install.

Budget and Funding (\$ Millions)

FY23 Current Budget	YTD % Budget Expended
\$27.78	23%

FY23 Funding Sources	YTD Expended
Formula	\$0.00
PRIIA	\$0.00
Other	\$0.00
Federal Subtotal	\$0.00
System Performance	\$0.00
Reimbursable/Other	\$0.00
DC Dedicated Funding	\$0.00
MD Dedicated Funding	\$0.00
VA Non-Restricted Dedicated Funding	\$0.00
VA Restricted Dedicated Funding	\$0.00
Local Subtotal	\$10.84
Debt	\$10.84
Net Accruals	(\$4.51)
Total FY23 Expenditures	\$6.34

Notes: All figures are preliminary and unaudited.



WASHINGTON METROPOLITAN AREA TRANSIT AUTHORITY

(CIP0330)

Top 30 Active Contracts by Allocated CIP Value

Contract Number	Vendor	Activity	Contract Value	Allocated CIP Value	Contract Start Date	Contract Expiration Date
CQ19104	Dell Marketing LP	CONSULT	\$194,300,000	\$15,547,512	7/23/2019	7/22/2023
CIT01211282	Copper River Information Technology	EQUIP_MATL	\$17,540,063	\$13,838,195	7/26/2021	7/30/2022
2021049630U A	AT&T Corp	CONSULT	\$13,300,524	\$5,000,000	7/14/2022	7/13/2025
CDCI1211225	Insight Public Sector, Inc.	CONSULT	\$12,318,017	\$628,233	8/1/2021	4/30/2023
CQ19119	Canon Solutions America Inc	EQUIP_MATL	\$6,164,399	\$98,104	12/27/2018	2/28/2023
CIT01222078	Sirius Computer Solutions	IT_HARDWARE_OTH	\$4,747,661	\$4,747,661	3/7/2022	3/6/2027
CQ17089	ACI Worldwide Corp	CONSULT	\$3,136,220	\$30,183	2/8/2018	2/7/2023
CIT01222343- COOP	CAS Severn Inc	IT_HARDWARE_OTH	\$1,302,577	\$1,302,577	6/30/2022	6/29/2023
CIT01211155	Copper River Information Technology	CONSULT	\$909,039	\$225,000	3/2/2021	3/1/2022
CIT01222189	Avaya Inc	CONSULT	\$638,422	\$638,422	6/30/2022	6/29/2023
CIT01222117	Software Information Resource Corp SIRC	IT_SOFTWARE_OTH	\$251,034	\$251,034	12/30/2021	12/30/2022
CQ19089	Jones Lang LaSalle Americas Inc	CONSULT	\$0	\$170,216	6/1/2019	12/10/2020
FQ15124_ANN	Annuk Incorporated	CONSULT	\$0	\$326,971	4/14/2016	4/30/2021
FQ15124_SIR C*	Software Information Resource Corporatio	CONSULT	\$0	\$387,750	4/13/2016	4/30/2021



WASHINGTON METROPOLITAN AREA TRANSIT AUTHORITY

(CIP0331) Enterprise Resource Planning Software Replacement

FY2023 Q1

Initiative Type: Project
 Investment Program: IT
 Investment Category: Business & Operations Support

Mode: Systemwide
 Location: Systemwide

Description

This project will implement a new enterprise resource planning (ERP) system. Metro will perform any necessary upgrades to the current ERP system to maximize vendor support until the current program sunsets.



Expected Outcome

Replaces the existing ERP system that is scheduled to sunset by the vendor in approximately 2030. Provides the financial management and related systems critical to compliant financial managing and reporting.

Strategic Drivers

 Safety	 Security	 Reliability/SGR
---	--	---

Overall Status

Development & Evaluation	●
Implementation & Construction	
Operations Activation	

On-going progress. Current completion estimate is end of Q1 FY2024.

Budget and Funding (\$ Millions)

FY23 Current Budget	YTD % Budget Expended
\$7.50	8%

FY23 Funding Sources	YTD Expended
Formula	\$0.00
PRIIA	\$0.00
Other	\$0.00
Federal Subtotal	\$0.00
System Performance	\$0.54
Reimbursable/Other	\$0.00
DC Dedicated Funding	\$0.00
MD Dedicated Funding	\$0.00
VA Non-Restricted Dedicated Funding	\$0.00
VA Restricted Dedicated Funding	\$0.00
Local Subtotal	\$0.54
Debt	\$0.00
Net Accruals	\$0.09
Total FY23 Expenditures	\$0.64



WASHINGTON METROPOLITAN AREA TRANSIT AUTHORITY

(CIP0331)

Top 30 Active Contracts by Allocated CIP Value

Contract Number	Vendor	Activity	Contract Value	Allocated CIP Value	Contract Start Date	Contract Expiration Date
CQ19104	Dell Marketing LP	EQUIP_MATL	\$194,300,000	\$23,067	7/23/2019	7/22/2023
CIT01211234-PMG	Accenture LLP	CONSULT	\$5,100,000	\$200,000	1/14/2022	4/12/2023
FQ15124_ERP	ERP Analysts Inc.	CONSULT	\$0	\$288,000	4/13/2016	4/30/2021
FQ15124_IEL	Ideal ERP, LLC	CONSULT	\$0	\$268,800	4/14/2016	4/30/2021
FQ15124_SFA	Susan Fitzgerald & Associates, Inc.	CONSULT	\$0	\$326,800	4/14/2016	4/30/2021
FQ15124_SYA	American CyberSystems Inc	CONSULT	\$0	\$656,026	4/14/2016	4/30/2021



WASHINGTON METROPOLITAN AREA TRANSIT AUTHORITY

(CIP0332) Fiber Optic Cable Installation

FY2023 Q1

Initiative Type: Project
 Investment Program: Signals & Communications
 Investment Category: Rail Systems

Mode: Systemwide
 Location: Systemwide

Description

This project will install fiber optic cable for connectivity throughout the system to adjoining communication rooms along the rail Right-of-Way (ROW) and determine the appropriate strategy for installing fiber optic cabling to ancillary rooms such as traction power substations, low voltage power rooms, vent shafts, and tie breaker stations.



Expected Outcome

Replaces outdated copper wiring with fiber optic cable increasing bandwidth, speeds, reliability and enabling Metro to upgrade communication infrastructure to modern equipment that requires fiber-optic connectivity. New cabling will improve Metro's ability to remotely monitor assets, increasing the efficiency of maintenance.

Strategic Drivers

 Safety	 Security	 Reliability/SGR
---	--	---

Overall Status

Development & Evaluation	
Implementation & Construction	●
Operations Activation	●

Below ground radio fiber installation has been completed; above ground expected to exceed 50% completion by the end of FY2023. Surveying activities are ongoing and installation of IT ancillary fiber is in its initial stages below and above ground.

Budget and Funding (\$ Millions)

FY23 Current Budget	YTD % Budget Expended
\$28.19	86%

FY23 Funding Sources	YTD Expended
Formula	\$0.00
PRIIA	\$0.00
Other	\$0.00
Federal Subtotal	\$0.00
System Performance	\$0.00
Reimbursable/Other	\$0.00
DC Dedicated Funding	\$0.15
MD Dedicated Funding	\$0.14
VA Non-Restricted Dedicated Funding	\$0.10
VA Restricted Dedicated Funding	\$0.03
Local Subtotal	\$19.71
Debt	\$19.30
Net Accruals	\$4.58
Total FY23 Expenditures	\$24.29



WASHINGTON METROPOLITAN AREA TRANSIT AUTHORITY

(CIP0332)

Top 30 Active Contracts by Allocated CIP Value

Contract Number	Vendor	Activity	Contract Value	Allocated CIP Value	Contract Start Date	Contract Expiration Date
FQ16148	C3M Power Systems, LLC	CONSTRUCTION	\$120,977,362	\$6,606,748	8/7/2017	10/25/2022
FQ18033F	DHA/RK&K Joint Venture	CONSULT	\$93,000,000	\$2,768,807	8/16/2018	8/16/2023
FQ18033I	AECOM-STV JV	CONSULT	\$55,500,000	\$7,217,442	7/1/2018	6/30/2025
FQ15192-FY19	Mott MacDonald I&E, LLC	ENGINEERING	\$50,000,000	\$4,527,432	11/4/2017	6/30/2020
C20088B	Yankee Line Transportation Management	3RD_PARTY	\$7,316,153	\$381,410	6/6/2020	2/2/2023
FQ18050 (E)	Anixter Wire And Cable	EQUIP_MATL	\$0	\$1,203,600	4/18/2018	4/22/2023



WASHINGTON METROPOLITAN AREA TRANSIT AUTHORITY

(CIP0335) Office Consolidation - District of Columbia

FY2023 Q1

Initiative Type: Project
 Investment Program: Support Equipment/Services
 Investment Category: Business & Operations Support

Mode: Systemwide
 Location: District of Columbia

Description

As part of Metro's regional office consolidation plan which combines Metro's ten administrative facilities to four, this project funds the construction of a DC office building at 300 7th St. SW. The new site will be renovated to modern workplace standards, including new commercial amenities on the ground floor to activate the streetscape and benefit the community. In addition, Metro will improve the exterior appearance and add three floors, creating space for leases to generate additional revenue. The building will be designed with the goal of achieving LEED certification.



Expected Outcome

Updates and modernizes office space for employees that will streamline business processes, allow departments to be more logically organized and reduce Metro's long-term costs.

Strategic Drivers

 Safety	 Security	 Reliability/SGR
---	--	---

Overall Status

Development & Evaluation	
Implementation & Construction	●
Operations Activation	●

Buildouts for tenant improvement have started and will continue through Q3 FY2023.

Budget and Funding (\$ Millions)

FY23 Current Budget	YTD % Budget Expended
\$11.84	100%

FY23 Funding Sources	YTD Expended
Formula	\$0.00
PRIIA	\$0.00
Other	\$0.00
Federal Subtotal	\$0.00
System Performance	\$0.00
Reimbursable/Other	\$0.00
DC Dedicated Funding	\$0.00
MD Dedicated Funding	\$0.00
VA Non-Restricted Dedicated Funding	\$0.00
VA Restricted Dedicated Funding	\$0.00
Local Subtotal	\$10.78
Debt	\$10.78
Net Accruals	\$1.09
Total FY23 Expenditures	\$11.86

Notes: All figures are preliminary and unaudited.



WASHINGTON METROPOLITAN AREA TRANSIT AUTHORITY

(CIP0335)

Top 30 Active Contracts by Allocated CIP Value

Contract Number	Vendor	Activity	Contract Value	Allocated CIP Value	Contract Start Date	Contract Expiration Date
FQ15191-FY18	Gannett Fleming-Parsons Joint Venture II	CONSULT	\$100,000,000	\$130,000	2/11/2017	3/31/2020
CQ19104	Dell Marketing LP	EQUIP_MATL	\$93,300,000	\$80,248	7/23/2019	7/22/2022
FQ18033G	Gannett Fleming Engineers and Architects	CONSULT	\$90,000,000	\$100,000	8/23/2018	8/23/2023
FQ18033D	Jacobs Engineering Group, Inc.	CONSULT	\$82,500,000	\$42,602,194	8/21/2018	8/21/2023
FQ18033I	AECOM-STV JV	CONSULT	\$70,000,000	\$20,000	7/1/2018	6/30/2025
C20053	Clearing Inc	CONSULT	\$8,958,233	\$7,158,233	12/10/2019	12/31/2024
17COUN024_H L	Hogan Lovells US LLP	CONSULT	\$1,097,480	\$350,000	7/1/2017	6/30/2020



WASHINGTON METROPOLITAN AREA TRANSIT AUTHORITY

(CIP0336) Facility Energy Management Upgrades

FY2023 Q1

Initiative Type: Program
 Investment Program:
 Investment Category: Business & Operations Support

Mode: Systemwide
 Location:

Description

This program supports research, analysis and implementation of energy efficiency investments as well as purchase and management of energy as an asset.



Expected Outcome

Optimizes energy use and management strategies at Metro facilities and fleet.

Strategic Drivers

 Safety	 Security	 Reliability/SGR
---	--	---

Overall Status

(Programs are ongoing)

Development & Evaluation	
Implementation & Construction	
Operations Activation	

In Q1 FY2023, Metro completed an analysis of renewable energy purchasing in Virginia and executed a natural gas supply contract with that jurisdiction. Energy contracts with the other Compact jurisdictions (Maryland and District of Columbia) were executed in the previous fiscal year.

Budget and Funding (\$ Millions)

FY23 Current Budget	YTD % Budget Expended

FY23 Funding Sources	YTD Expended
Formula	
PRIIA	
Other	
Federal Subtotal	
System Performance	
Reimbursable/Other	
DC Dedicated Funding	
MD Dedicated Funding	
VA Non-Restricted Dedicated Funding	
VA Restricted Dedicated Funding	
Local Subtotal	
Debt	
Net Accruals	
Total FY23 Expenditures	



There are no active contracts associated with this CIP



WASHINGTON METROPOLITAN AREA TRANSIT AUTHORITY

(CIP0337) Office Consolidation - Virginia

FY2023 Q1

Initiative Type: Project
 Investment Program: Support Equipment/Services
 Investment Category: Business & Operations Support

Mode: Systemwide
 Location: Commonwealth of Virginia

Description

This project constructs a new office building in Virginia as part of Metro's regional office consolidation plan. The new office building will be constructed near the Eisenhower Avenue Metrorail Station in Alexandria, Virginia. The building will be designed with the goal of achieving LEED certification and is part of the larger redevelopment of the Eisenhower Avenue corridor.



Expected Outcome

Updates and modernizes office space for employees that will streamline business process, allow departments to be more logically organized and reduce Metro's long-term costs.

Strategic Drivers

 Safety	 Security	 Reliability/SGR
---	--	---

Overall Status

Development & Evaluation	
Implementation & Construction	●
Operations Activation	●

The building envelope has been closed, with interior work ongoing. Move-in and substantial completion anticipated in calendar 2023.

Budget and Funding (\$ Millions)

FY23 Current Budget	YTD % Budget Expended
\$71.10	27%

FY23 Funding Sources	YTD Expended
Formula	\$0.00
PRIIA	\$0.00
Other	\$0.00
Federal Subtotal	\$0.00
System Performance	\$0.00
Reimbursable/Other	\$0.00
DC Dedicated Funding	\$0.00
MD Dedicated Funding	\$0.00
VA Non-Restricted Dedicated Funding	\$0.00
VA Restricted Dedicated Funding	\$0.00
Local Subtotal	\$26.78
Debt	\$26.78
Net Accruals	(\$7.50)
Total FY23 Expenditures	\$19.28



WASHINGTON METROPOLITAN AREA TRANSIT AUTHORITY

(CIP0337)

Top 30 Active Contracts by Allocated CIP Value

Contract Number	Vendor	Activity	Contract Value	Allocated CIP Value	Contract Start Date	Contract Expiration Date
FQ15191-FY18	Gannett Fleming-Parsons Joint Venture II	CONSULT	\$100,000,000	\$120,000	2/11/2017	3/31/2020
CQ19104	Dell Marketing LP	EQUIP_MATL	\$93,300,000	\$81,539	7/23/2019	7/22/2022
FQ18033G	Gannett Fleming Engineers and Architects	CONSULT	\$90,000,000	\$200,000	8/23/2018	8/23/2023



WASHINGTON METROPOLITAN AREA TRANSIT AUTHORITY

(CIP0338) Office Consolidation - Maryland

FY2023 Q1

Initiative Type: Project
 Investment Program: Support Equipment/Services
 Investment Category: Business & Operations Support

Mode: Systemwide
 Location: State of Maryland

Description

This project constructs a new office building in Maryland as part of Metro's regional office consolidation plan. The new office building consolidates employees near the New Carrollton Metrorail Station in Prince George's County, Maryland. The station is one of the region's most significant transit hubs and is served by Metro, MARC, multiple local and regional buses, Amtrak, Greyhound, and the future Maryland MTA Purple Line. The building will be designed with the goal of achieving LEED certification and is part of the continued development of New Carrollton.



Expected Outcome

Updates and modernizes office space for employees that will streamline business processes, allow departments to be more logically organized and reduce Metro's long-term costs.

Strategic Drivers

		
Safety	Security	Reliability/SGR

Overall Status

Development & Evaluation	
Implementation & Construction	●
Operations Activation	●

Metro is currently conducting mechanical, electric, drywall, tile, ductwork and plumbing work. Move-in and substantial completion are anticipated for mid-FY2023.

Budget and Funding (\$ Millions)

FY23 Current Budget	YTD % Budget Expended
\$38.12	23%

FY23 Funding Sources	YTD Expended
Formula	\$0.00
PRIIA	\$0.00
Other	\$0.00
Federal Subtotal	\$0.00
System Performance	\$0.00
Reimbursable/Other	\$0.00
DC Dedicated Funding	\$0.00
MD Dedicated Funding	\$0.00
VA Non-Restricted Dedicated Funding	\$0.00
VA Restricted Dedicated Funding	\$0.00
Local Subtotal	\$18.06
Debt	\$18.06
Net Accruals	(\$9.17)
Total FY23 Expenditures	\$8.88

Notes: All figures are preliminary and unaudited.



WASHINGTON METROPOLITAN AREA TRANSIT AUTHORITY

(CIP0338) Top 30 Active Contracts by Allocated CIP Value

Contract Number	Vendor	Activity	Contract Value	Allocated CIP Value	Contract Start Date	Contract Expiration Date
FQ15191-FY18	Gannett Fleming-Parsons Joint Venture II	CONSULT	\$100,000,000	\$10,000	2/11/2017	3/31/2020
CQ19104	Dell Marketing LP	EQUIP_MATL	\$93,300,000	\$84,683	7/23/2019	7/22/2022



WASHINGTON METROPOLITAN AREA TRANSIT AUTHORITY

(CIP0339) Rail Station Emergency Egress Improvements

FY2023 Q1

Initiative Type: Program
 Investment Program: Support Equipment/Services
 Investment Category: Business & Operations Support

Mode: Systemwide
 Location: Systemwide

Description

This program improves first responder assess and direction throughout the Metrorail system. Addresses blocked access to fire department connection (FDCs) on standpipes and sprinklers, lack of access or limited signage of evacuation shafts, and unclear emergency egress routes that could impede first responder access and customer/employee evacuation.



Expected Outcome

Increases the safety of customers and employees by helping first responders reach emergency situations through unimpeded access to the system and improving evacuation routes for employees and customers.

Strategic Drivers

Overall Status

(Programs are ongoing)

Development & Evaluation	●
Implementation & Construction	●
Operations Activation	●

Budget and Funding (\$ Millions)

FY23 Current Budget	YTD % Budget Expended
\$0.50	0%

FY23 Funding Sources	YTD Expended
Formula	\$0.00
PRIIA	\$0.00
Other	\$0.00
Federal Subtotal	\$0.00
System Performance	\$0.00
Reimbursable/Other	\$0.00
DC Dedicated Funding	\$0.00
MD Dedicated Funding	\$0.00
VA Non-Restricted Dedicated Funding	\$0.00
VA Restricted Dedicated Funding	\$0.00
Local Subtotal	\$0.00
Debt	\$0.00
Net Accruals	\$0.00
Total FY23 Expenditures	\$0.00

Notes: All figures are preliminary and unaudited.



There are no active contracts associated with this CIP



WASHINGTON METROPOLITAN AREA TRANSIT AUTHORITY

(CIP0341) Rail System Standpipe Replacement Program

FY2023 Q1

Initiative Type: Program
 Investment Program: Station Systems
 Investment Category: Stations and Passenger Facilities

Mode: Rail
 Location: Systemwide

Description

This program replaces dry standpipes throughout the system that have reached the end of their useful life or need to be replaced based on asset condition.



Expected Outcome

Replaces dry standpipes used to extinguish fires in Metrorail tunnels and station platforms to keep assets in a state of good repair and in compliance with national and local regulatory maintenance standards.

Strategic Drivers



Safety



Security



Reliability/SGR

Overall Status

(Programs are ongoing)

Development & Evaluation	
Implementation & Construction	●
Operations Activation	

Metro has completed 29 out of 29 dry standpipe replacements systemwide.

Budget and Funding (\$ Millions)

FY23 Current Budget	YTD % Budget Expended
\$4.10	45%

FY23 Funding Sources	YTD Expended
Formula	\$0.00
PRIIA	\$0.00
Other	\$0.00
Federal Subtotal	\$0.00
System Performance	\$0.00
Reimbursable/Other	\$0.00
DC Dedicated Funding	\$0.00
MD Dedicated Funding	\$0.00
VA Non-Restricted Dedicated Funding	\$0.00
VA Restricted Dedicated Funding	\$0.00
Local Subtotal	\$1.99
Debt	\$1.99
Net Accruals	(\$0.13)
Total FY23 Expenditures	\$1.86



WASHINGTON METROPOLITAN AREA TRANSIT AUTHORITY

(CIP0341)

Top 30 Active Contracts by Allocated CIP Value

Contract Number	Vendor	Activity	Contract Value	Allocated CIP Value	Contract Start Date	Contract Expiration Date
FQ15191-FY18	Gannett Fleming-Parsons Joint Venture II	CONSULT	\$100,000,000	\$1,489,698	2/11/2017	3/31/2020
FQ18033G	Gannett Fleming Engineers and Architects	CONSULT	\$96,700,000	\$593,513	8/23/2018	8/23/2023
FQ18033F	DHA/RK&K Joint Venture	CONSULT	\$88,000,000	\$6,000	8/16/2018	8/16/2023
FQ15192-FY18	Mott MacDonald I&E, LLC	CONSULT	\$75,000,000	\$10,000	3/8/2017	12/31/2019
FQ18033B	HNTB Corporation	ENGINEERING	\$67,141,893	\$128,514	8/2/2018	8/2/2023
FQ15191-FY19	Gannett Fleming-Parsons Joint Venture II	CONSULT	\$64,000,000	\$137,131	5/2/2017	6/30/2020
C20147	K&J Consulting Services Inc	CONSTRUCTION	\$19,773,890	\$25,758	9/30/2020	10/31/2025
FQ18109	M & M Welding & Fabricators Inc	CONSTRUCTION	\$19,006,598	\$15,659	12/24/2018	12/23/2021
FRBIR222210	Property & Environmental Management Inc	CONSTRUCTION	\$15,680,421	\$2,100,000	9/16/2022	12/29/2025
C20113	Transportation Management Service Inc	3RD_PARTY	\$10,784,752	\$1,563	5/22/2020	5/21/2022
C20088B	Yankee Line Transportation Management	3RD_PARTY	\$5,467,383	\$8,750	6/6/2020	2/2/2023
FQ16036-G	F.H. Paschen, S.N. Nielsen & Assoc., LLC	CONSTRUCTION	\$4,124,317	\$666,200	10/15/2018	10/9/2022



WASHINGTON METROPOLITAN AREA TRANSIT AUTHORITY

(CIP0342) Information Technology Hardware State of Good Repair

FY2023 Q1

Initiative Type: Program
 Investment Program: IT
 Investment Category: Business & Operations Support

Mode: Systemwide
 Location: Systemwide

Description

This program implements data center infrastructure technology improvements to achieve higher operational efficiencies, increases capacity and service availability and reduces risk to the underlying business functions and communications network.



Expected Outcome




Supports continuity of operations by providing efficient, reliable, and secure computing and network infrastructure, communications hardware, and edge devices.

Strategic Drivers

 Safety	 Security	 Reliability/SGR
---	--	---

Overall Status

(Programs are ongoing)

Development & Evaluation	
Implementation & Construction	
Operations Activation	

Supply chain issues caused only partial delivery of information technology hardware. All items anticipated in Q2 FY2023.

Budget and Funding (\$ Millions)

FY23 Current Budget	YTD % Budget Expended
\$16.13	15%

FY23 Funding Sources	YTD Expended
Formula	\$0.00
PRIIA	\$0.00
Other	\$0.00
Federal Subtotal	\$0.00
System Performance	\$0.00
Reimbursable/Other	\$0.00
DC Dedicated Funding	\$0.60
MD Dedicated Funding	\$0.56
VA Non-Restricted Dedicated Funding	\$0.40
VA Restricted Dedicated Funding	\$0.12
Local Subtotal	\$1.69
Debt	\$0.00
Net Accruals	\$0.70
Total FY23 Expenditures	\$2.39



WASHINGTON METROPOLITAN AREA TRANSIT AUTHORITY

(CIP0342)

Top 30 Active Contracts by Allocated CIP Value

Contract Number	Vendor	Activity	Contract Value	Allocated CIP Value	Contract Start Date	Contract Expiration Date
CQ19104	Dell Marketing LP	IT_HARDWARE_OTH	\$194,300,000	\$197,292	7/23/2019	7/22/2023
CQ18183	Mythics, Inc.	CONSULT	\$39,005,737	\$17,501,938	5/16/2018	5/15/2025
FQ16036B	The Matthews Group, Inc. T/A TMG Constru	CONSTRUCTION	\$17,932,226	\$132,000	10/10/2017	10/9/2022
CIT01211282	Copper River Information Technology	EQUIP_MATL	\$17,540,063	\$1,071,887	7/26/2021	7/30/2022
CQ19177C_RE V1	Los Alamos Technical Associates Inc	CONSULT	\$8,414,755	\$5,466,202	5/13/2019	5/12/2023
CQ19177E	Susan Fitzgerald & Associates, Inc.	CONSULT	\$6,032,965	\$1,121,964	5/13/2019	5/12/2023
CQ19100 AV	Avaya Inc	CONSULT	\$2,073,555	\$2,013,555	5/1/2019	3/18/2022
CIT01211136R	CAS Severn Inc	IT_HARDWARE_OTH	\$1,890,000	\$1,890,000	3/5/2021	12/4/2022
CQ19246	Copper River Information Technology	IT_SOFTWARE_OTH	\$643,714	\$643,714	11/25/2019	11/24/2020
CQ19177D	Networking for Future, Inc. (NFF, Inc.)	CONSULT	\$538,851	\$270,931	5/13/2019	5/12/2023
CQ19080	MVS, Inc.	IT_HARDWARE_OTH	\$482,851	\$482,851	5/31/2019	5/30/2020
CQ19177A	Annuk Incorporated	CONSULT	\$469,730	\$468,730	5/13/2019	5/12/2023
CQ19176	Copper River Information Technology	IT_SOFTWARE_OTH	\$468,639	\$468,639	6/11/2019	6/10/2020
CQ19177G	Apex Consulting Services Group, Inc	CONSULT	\$447,003	\$216,288	5/13/2019	5/12/2023
CQ19177B	CLAVIS LLC	CONSULT	\$346,600	\$345,600	5/13/2019	5/12/2023
CQ20004	Accelera Solutions, Inc.	IT_HARDWARE_OTH	\$304,845	\$304,845	7/26/2019	7/25/2020
CIT01222182	Avaya Inc	CONSULT	\$195,411	\$195,411	3/31/2022	6/30/2023
CQ20006	CMG Media Ventures LLC	EQUIP_MATL	\$82,320	\$81,420	10/4/2019	10/3/2024
FQ15124_SIR C*	Software Information Resource Corporatio	CONSULT	\$0	\$137,092	4/13/2016	4/30/2021
FQ15124_NFF	Networking for Future, Inc. (NFF, Inc.)	CONSULT	\$0	\$60,662	4/14/2016	4/30/2021
FQ15124_COM	Compass Solutions LLC	CONSULT	\$0	\$240,000	4/14/2016	4/30/2021
FQ15124_SYA	American CyberSystems Inc	CONSULT	\$0	\$270,000	4/14/2016	4/30/2021
FQ15124_VIV	Viva USA Inc	CONSULT	\$0	\$275,678	4/14/2016	4/30/2020



WASHINGTON METROPOLITAN AREA TRANSIT AUTHORITY

(CIP0343) Information Technology Software State of Good Repair

FY2023 Q1

Initiative Type: Program
 Investment Program:
 Investment Category: Business & Operations Support

Mode: Systemwide
 Location:

Description

This program supports state of good repair activities for critical software applications including web applications, cybersecurity, rail operations, enterprise resource planning (ERP) systems.



Expected Outcome

Provides continuity of operations and data security of critical information software applications.

Strategic Drivers

 Safety	 Security	 Reliability/SGR
---	--	---

Overall Status

(Programs are ongoing)

Development & Evaluation	
Implementation & Construction	
Operations Activation	

Scope of work is in development.

Budget and Funding (\$ Millions)

FY23 Current Budget	YTD % Budget Expended

FY23 Funding Sources	YTD Expended
Formula	
PRIIA	
Other	
Federal Subtotal	
System Performance	
Reimbursable/Other	
DC Dedicated Funding	
MD Dedicated Funding	
VA Non-Restricted Dedicated Funding	
VA Restricted Dedicated Funding	
Local Subtotal	
Debt	
Net Accruals	
Total FY23 Expenditures	



WASHINGTON METROPOLITAN AREA TRANSIT AUTHORITY

(CIP0343)

Top 30 Active Contracts by Allocated CIP Value

Contract Number	Vendor	Activity	Contract Value	Allocated CIP Value	Contract Start Date	Contract Expiration Date
CQ19104	Dell Marketing LP	IT_SOFTWARE_OTH	\$90,000,000	\$92,359	7/23/2019	7/22/2022
FQ14079	Birlasoft Consulting Inc.	CONSULT	\$13,804,268	\$597,538	9/15/2014	12/31/2021
CQ15144	Emagine IT, Inc.	CONSULT	\$8,147,775	\$213,646	6/15/2015	12/31/2021
CQ19177E	Susan Fitzgerald & Associates, Inc.	CONSULT	\$5,426,912	\$177,840	5/13/2019	5/12/2021
CATS20101-22-T00012	Advanced Digital Systems, Inc.	CONSULT	\$1,406,016	\$1,406,016	5/11/2022	11/30/2022
CIT01222273	EastBanc Technologies, LLC	CONSULT	\$1,056,540	\$143,155	5/4/2022	5/3/2023
CIT01211155	Copper River Information Technology	EQUIP_MATL	\$684,039	\$684,039	3/2/2021	3/1/2022
CQ-19048	Copper River Information Technology	CONSULT	\$222,623	\$37,000	12/21/2018	12/20/2019
CIT01222015	Signature Technologies, Inc.	CONSULT	\$185,153	\$185,153	9/14/2021	9/13/2022
CIT01222116	Susan Fitzgerald & Associates, Inc.	CONSULT	\$173,443	\$173,443	10/5/2021	4/30/2022
FQ15124_ANN	AnnuK Incorporated	CONSULT	\$0	\$354,647	4/14/2016	4/30/2021
FQ15124_ERP	ERP Analysts Inc.	CONSULT	\$0	\$316,800	4/13/2016	4/30/2020
FQ15124_SYA	American CyberSystems Inc	CONSULT	\$0	\$294,624	4/14/2016	4/30/2021
FQ15124_COM	Compass Solutions LLC	CONSULT	\$0	\$245,760	4/14/2016	4/30/2021
FQ15124_JMT	Johnson, Mirmiran & Thompson Inc.	CONSULT	\$0	\$130,000	4/14/2016	4/30/2021
FQ15124_ADS	Advanced Digital Systems, Inc.	CONSULT	\$0	\$113,789	4/14/2016	4/30/2021
FQ15124_PO W	Powersolv Inc	CONSULT	\$0	\$67,860	4/14/2016	4/30/2020
FQ15124_ESI	Elegant Enterprise Wide Solutions, Inc.	CONSULT	\$0	\$43,200	4/14/2016	4/30/2020
FQ15124_TRI	Trigyn Technologies, Inc.	CONSULT	\$0	\$48,479	4/14/2016	4/30/2021
FQ15124_ECI	ELA Consulting	CONSULT	\$0	\$95,000	4/14/2016	4/30/2021
FQ15124_LIM	Limbic Systems Inc	CONSULT	\$0	\$103,500	4/14/2016	4/30/2020
FQ15124_BIS	Biswas Information Technology Solutions	CONSULT	\$0	\$114,195	4/14/2016	4/30/2021
FQ15124_SFI	Spatial Front, Inc.	CONSULT	\$0	\$157,620	4/14/2016	4/30/2021
FQ15124_SIR C*	Software Information Resource Corporatio	CONSULT	\$0	\$164,750	4/13/2016	4/30/2021
FQ15124_TEC	TechnoGen, Inc.	CONSULT	\$0	\$197,500	4/14/2016	4/30/2021
FQ15124_LSI	LanceSoft Inc	CONSULT	\$0	\$190,400	4/14/2016	4/30/2021
FQ15124_COM TECH	Comtech LLC	CONSULT	\$0	\$198,000	4/14/2016	4/30/2021
FQ15124_CW	CW Professional Services LLC	CONSULT	\$0	\$245,621	4/13/2016	4/30/2020
FQ15124_VIV	Viva USA Inc	CONSULT	\$0	\$271,155	4/14/2016	4/30/2021
FQ15124_22N D*	22nd Century Technologies Inc	CONSULT	\$0	\$309,000	4/13/2016	4/30/2021
FQ15124_VGI	V Group Inc	CONSULT	\$0	\$330,000	4/14/2016	4/30/2021
FQ15124_IEL	Ideal ERP, LLC	CONSULT	\$0	\$404,240	4/14/2016	4/30/2021

Notes: All figures are preliminary and unaudited.



WASHINGTON METROPOLITAN AREA TRANSIT AUTHORITY

Contract Number	Vendor	Activity	Contract Value	Allocated CIP Value	Contract Start Date	Contract Expiration Date
FQ15124_SFA	Susan Fitzgerald & Associates, Inc.	CONSULT	\$0	\$906,208	4/14/2016	4/30/2021
FQ15124_NFF	Networking for Future, Inc. (NFF, Inc.)	CONSULT	\$0	\$415,820	4/14/2016	4/30/2021
FQ15124_C2H	CH2M HILL Inc	CONSULT	\$0	\$3,954,774	4/14/2016	4/30/2021
FQ15124_EBT	EastBanc Technologies, LLC	CONSULT	\$0	\$4,470,671	4/14/2016	4/30/2021



WASHINGTON METROPOLITAN AREA TRANSIT AUTHORITY

(CIP0347) Accounting Capital Program Support

FY2023 Q1

Initiative Type: Program
 Investment Program: Support Equipment/Services
 Investment Category: Business & Operations Support

Mode: Systemwide
 Location: Systemwide

Description

This program provides accounting support to Metro's capital program. This includes tracking depreciation, maintaining an inventory of capital assets, reviewing invoices for projects and communicating with stakeholders.



Expected Outcome

Financial reporting entries for expenses and capital assets. This includes documenting depreciation of fixed assets and conducting a biannual inventory of capital assets. This program supports accurate and reliable financial reporting.

Strategic Drivers

Safety	Security	Reliability/SGR

Overall Status

(Programs are ongoing)

Development & Evaluation	
Implementation & Construction	
Operations Activation	

Budget and Funding (\$ Millions)

FY23 Current Budget	YTD % Budget Expended
\$2.34	11%

FY23 Funding Sources	YTD Expended
Formula	\$0.00
PRIIA	\$0.00
Other	\$0.00
Federal Subtotal	\$0.00
System Performance	\$0.26
Reimbursable/Other	\$0.00
DC Dedicated Funding	\$0.00
MD Dedicated Funding	\$0.00
VA Non-Restricted Dedicated Funding	\$0.00
VA Restricted Dedicated Funding	\$0.00
Local Subtotal	\$0.26
Debt	\$0.00
Net Accruals	\$0.01
Total FY23 Expenditures	\$0.27



There are no active contracts associated with this CIP



WASHINGTON METROPOLITAN AREA TRANSIT AUTHORITY

(CIP0348) Structural Rehabilitation - Package A

FY2023 Q1

Initiative Type: Project
 Investment Program: Structures
 Investment Category: Track and Structures Rehabilitation

Mode: Rail
 Location: Systemwide

Description

This project rehabilitates structural and system components of bridges, aerial structures, and the station platform canopy at Rockville Station.



Expected Outcome

Addresses structural issues on bridges, aerial structures, and the Rockville Station canopy identified during Metro safety inspections. Prevents emergency shutdowns of rail service due to structural deficiencies.

Strategic Drivers

 Safety	 Security	 Reliability/SGR
---	--	---

Overall Status

Development & Evaluation	
Implementation & Construction	●
Operations Activation	●

Construction is ongoing at the Minnesota Ave aerial bridge. Work is nearing completion on 27 piers on the Grosnevor aerial structures as well as the Blue and Green Line segmental bridges.

Budget and Funding (\$ Millions)

FY23 Current Budget	YTD % Budget Expended
\$40.08	23%

FY23 Funding Sources	YTD Expended
Formula	\$0.00
PRIIA	\$0.00
Other	\$0.00
Federal Subtotal	\$0.00
System Performance	\$0.00
Reimbursable/Other	\$0.00
DC Dedicated Funding	\$0.16
MD Dedicated Funding	\$0.15
VA Non-Restricted Dedicated Funding	\$0.10
VA Restricted Dedicated Funding	\$0.03
Local Subtotal	\$6.25
Debt	\$5.81
Net Accruals	\$2.83
Total FY23 Expenditures	\$9.07

Notes: All figures are preliminary and unaudited.



WASHINGTON METROPOLITAN AREA TRANSIT AUTHORITY

(CIP0348)

Top 30 Active Contracts by Allocated CIP Value

Contract Number	Vendor	Activity	Contract Value	Allocated CIP Value	Contract Start Date	Contract Expiration Date
FQ18033F	DHA/RK&K Joint Venture	CONSULT	\$78,000,000	\$11,830,199	8/16/2018	8/16/2023
FQ15192-FY18	Mott MacDonald I&E, LLC	CONSULT	\$75,000,000	\$100,000	3/8/2017	12/31/2019
FQ19172G	Gannett Fleming Engineers and Architects	ENGINEERING	\$73,000,000	\$454,059	10/3/2019	10/3/2024
FQ18033B	HNTB Corporation	ENGINEERING	\$67,141,893	\$214,189	8/2/2018	8/2/2023
FQ18033C	WSP USA Inc.	CONSULT	\$60,000,000	\$2,500	8/15/2018	8/15/2023
FIRPG211113	W M Schlosser Co Inc	CONSTRUCTION	\$57,402,570	\$350,716	4/8/2021	12/30/2022
FQ18033A	Parsons Transportation Group Inc	CONSULT	\$55,500,000	\$399,262	9/24/2018	9/24/2023
FQ18110	CHK America Inc	3RD_PARTY	\$14,443,906	\$54,495	4/12/2018	4/11/2023
C20113	Transportation Management Service Inc	3RD_PARTY	\$10,784,752	\$2,362,946	5/22/2020	5/21/2022
C20088B	Yankee Line Transportation Management	3RD_PARTY	\$7,316,153	\$597,317	6/6/2020	2/2/2023
C20088C	Dillons Bus Service Inc	3RD_PARTY	\$6,468,654	\$6,468,654	2/3/2020	2/2/2023
FQ15191-FY18	Gannett Fleming-Parsons Joint Venture II	CONSULT		\$51,000	2/11/2017	3/31/2020



WASHINGTON METROPOLITAN AREA TRANSIT AUTHORITY

(CIP0349) Yellow Line Tunnel and Bridge Rehabilitation

FY2023 Q1

Initiative Type: Project
 Investment Program: Structures
 Investment Category: Track and Structures Rehabilitation

Mode: Rail
 Location: District of Columbia

Description

This project rehabilitates sections of tunnel and the Potomac River Bridge located between L'Enfant Plaza and Pentagon Stations.



Expected Outcome

Prevents failure of the Yellow Line tunnel by addressing structural degradation of the tunnel liner. Extends the life of the tunnel and bridge to maintain the continuity of service and safety of Metro's customers and employees.

Strategic Drivers

 Safety	 Security	 Reliability/SGR
---	--	---

Overall Status

Development & Evaluation	
Implementation & Construction	●
Operations Activation	●

The Phase 2 construction contract was awarded in Q4, with construction to begin in FY2023. This work will require a shutdown between Pentagon and L'Enfant Plaza stations on the Yellow Line for seven to eight months beginning in September 2022. Work is currently anticipated to end in Q4 2023.

Budget and Funding (\$ Millions)

FY23 Current Budget	YTD % Budget Expended
\$208.69	23%

FY23 Funding Sources	YTD Expended
Formula	\$36.27
PRIIA	\$0.00
Other	\$0.00
Federal Subtotal	\$36.27
System Performance	\$0.02
Reimbursable/Other	\$0.00
DC Dedicated Funding	\$0.00
MD Dedicated Funding	\$0.00
VA Non-Restricted Dedicated Funding	\$0.00
VA Restricted Dedicated Funding	\$0.00
Local Subtotal	\$2.05
Debt	\$2.03
Net Accruals	\$10.50
Total FY23 Expenditures	\$48.82



WASHINGTON METROPOLITAN AREA TRANSIT AUTHORITY

(CIP0349)

Top 30 Active Contracts by Allocated CIP Value

Contract Number	Vendor	Activity	Contract Value	Allocated CIP Value	Contract Start Date	Contract Expiration Date
FIRPG211117A WD	Kiewit Infrastructure Company	CONSTRUCTION	\$302,876,800	\$299,964,039	7/1/2021	12/31/2022
FQ18033F	DHA/RK&K Joint Venture	CONSULT	\$80,700,000	\$1,210,930	8/16/2018	8/16/2023
FQ15192-FY18	Mott MacDonald I&E, LLC	CONSULT	\$75,000,000	\$500,000	3/8/2017	12/31/2019
FQ18033A	Parsons Transportation Group Inc	ENGINEERING	\$74,000,000	\$9,712,651	9/24/2018	9/24/2023
FQ19172G	Gannett Fleming Engineers and Architects	CONSTRUCTION	\$70,250,000	\$189,574	10/3/2019	10/3/2024
FQ18033B	HNTB Corporation	ENGINEERING	\$67,141,893	\$321,284	8/2/2018	8/2/2023
C20147	K&J Consulting Services Inc	CONSTRUCTION	\$19,773,890	\$64,243	9/30/2020	10/31/2025
C20088B	Yankee Line Transportation Management	3RD_PARTY	\$15,205,088	\$7,906,335	6/6/2020	2/2/2023
FQ18110	CHK America Inc	3RD_PARTY	\$14,443,906	\$27,248	4/12/2018	4/11/2023
FQ19172N	RK&K	CONSTRUCTION	\$13,500,000	\$59,362	10/3/2019	10/3/2024
C20113	Transportation Management Service Inc	3RD_PARTY	\$13,004,797	\$5,201	5/22/2020	5/21/2023
CCSCM211074	Sharp And Company	3RD_PARTY	\$5,868,000	\$781,454	5/17/2021	5/17/2023



WASHINGTON METROPOLITAN AREA TRANSIT AUTHORITY

(CIP0352) Rail Station Platform Canopy Rehabilitation Program

FY2023 Q1

Initiative Type: Program
 Investment Program: Platforms & Structures
 Investment Category: Stations and Passenger Facilities

Mode: Rail
 Location: Systemwide

Description

This program replaces or rehabilitates platform canopies at various Metrorail stations to maintain them in a state of good repair.



Expected Outcome

Provides customers with shelter from the elements on outdoor platforms and extends the life of Metro's platform assets and helps prevent future safety issues.

Strategic Drivers

 Safety	 Security	 Reliability/SGR
---	--	---

Overall Status

(Programs are ongoing)

Development & Evaluation	
Implementation & Construction	●
Operations Activation	

In Q1 FY2023 Work was paused at Shady Grove and Twinbrook stations due to limited track access and construction/crew support. Shady Grove is 95% complete and completing punch list items.

Budget and Funding (\$ Millions)

FY23 Current Budget	YTD % Budget Expended

FY23 Funding Sources	YTD Expended
Formula	
PRIIA	
Other	
Federal Subtotal	
System Performance	
Reimbursable/Other	
DC Dedicated Funding	
MD Dedicated Funding	
VA Non-Restricted Dedicated Funding	
VA Restricted Dedicated Funding	
Local Subtotal	
Debt	
Net Accruals	
Total FY23 Expenditures	



WASHINGTON METROPOLITAN AREA TRANSIT AUTHORITY

(CIP0352)

Top 30 Active Contracts by Allocated CIP Value

Contract Number	Vendor	Activity	Contract Value	Allocated CIP Value	Contract Start Date	Contract Expiration Date
FQ18033G	Gannett Fleming Engineers and Architects	CONSULT	\$90,000,000	\$549,281	8/23/2018	8/23/2023
FQ18033F	DHA/RK&K Joint Venture	CONSULT	\$88,000,000	\$19,658	8/16/2018	8/16/2023
FQ19172G	Gannett Fleming Engineers and Architects	ENGINEERING	\$70,250,000	\$14,969	10/3/2019	10/3/2024
FQ18033A	Parsons Transportation Group Inc	CONSULT	\$50,000,000	\$10,000	9/24/2018	9/24/2023
FQ19021B	Harbor Roofing and Contracting, Inc.	CONSTRUCTION	\$10,000,000	\$2,425,015	9/30/2019	9/29/2021



WASHINGTON METROPOLITAN AREA TRANSIT AUTHORITY

(CIP0354) ePerformance and eCompensation Upgrades

FY2023 Q1

Initiative Type: Project
 Investment Program: IT
 Investment Category: Business & Operations Support

Mode: Systemwide
 Location: Systemwide

Description

This project develops and deploys new modules for ePerformance and eCompensation, including the design, requirements, development, testing, and deployment of these modules.



Expected Outcome

Aligns organizational resources and systems for employee performance to improve analysis of performance-related metrics and increase options for data-driven gap analysis. Improves compensation programs for employees through planning, administration, and reporting activities.

Strategic Drivers

Safety	Security	Reliability/SGR

Overall Status

Development & Evaluation	
Implementation & Construction	●
Operations Activation	●

Metro is in the process of changing the project charter based on Executiv Safety Committee guidance and working with a vendor on the change order.

Budget and Funding (\$ Millions)

FY23 Current Budget	YTD % Budget Expended
\$0.70	0%

FY23 Funding Sources	YTD Expended
Formula	\$0.00
PRIIA	\$0.00
Other	\$0.00
Federal Subtotal	\$0.00
System Performance	\$0.00
Reimbursable/Other	\$0.00
DC Dedicated Funding	\$0.00
MD Dedicated Funding	\$0.00
VA Non-Restricted Dedicated Funding	\$0.00
VA Restricted Dedicated Funding	\$0.00
Local Subtotal	\$0.00
Debt	\$0.00
Net Accruals	\$0.00
Total FY23 Expenditures	\$0.00



WASHINGTON METROPOLITAN AREA TRANSIT AUTHORITY

(CIP0354)

Top 30 Active Contracts by Allocated CIP Value

Contract Number	Vendor	Activity	Contract Value	Allocated CIP Value	Contract Start Date	Contract Expiration Date
FQ15124_ERP	ERP Analysts Inc.	CONSULT	\$0	\$78,267	4/13/2016	4/30/2021
FQ15124_SFA	Susan Fitzgerald & Associates, Inc.	CONSULT	\$0	\$330,240	4/14/2016	4/30/2021



WASHINGTON METROPOLITAN AREA TRANSIT AUTHORITY

(CIP0355) Zero Emission Bus Acquisition and Evaluation

FY2023 Q1

Initiative Type: Project
Investment Program: Acquisition
Investment Category: Bus, Bus Facilities & Paratransit

Mode: Bus
Location: Systemwide

Description

This project purchases electric buses and evaluates the transition of the fleet to zero emissions technology. Results of the evaluation will inform, guide, and direct Metro's future bus fleet strategy and plans for supporting equipment and infrastructure.



Expected Outcome

Results of the pilot will inform and guide Metro's strategy for the future bus fleet. Zero-emission buses are expected to bring value by reducing local air pollution, providing a quieter, smoother ride and supporting a more livable region.

Strategic Drivers

Three circular icons representing Safety (hard hat and cross), Security (shield and lock), and Reliability/SGR (gears and wrench).

Overall Status

Table with 2 columns: Status Category and Progress Indicator (Green circle). Rows: Development & Evaluation, Implementation & Construction, Operations Activation.

Metro anticipates receipt of 12 buses (10, 40' and 2, 60') in total in FY2023. Two 60-foot battery-electric bus are expected to be delivered during Q2 and ten 40-foot battery-electric buses are now scheduled to be delivered in Q3 FY2023.

Budget and Funding (\$ Millions)

Table with 2 columns: FY23 Current Budget (\$14.41) and YTD % Budget Expended (7%).

Table with 2 columns: FY23 Funding Sources and YTD Expended. Rows include Formula, PRIIA, Other, Federal Subtotal, System Performance, Reimbursable/Other, DC/MD/VA Dedicated Funding, Local Subtotal, Debt, Net Accruals, and Total FY23 Expenditures (\$1.04).



WASHINGTON METROPOLITAN AREA TRANSIT AUTHORITY

(CIP0355)

Top 30 Active Contracts by Allocated CIP Value

Contract Number	Vendor	Activity	Contract Value	Allocated CIP Value	Contract Start Date	Contract Expiration Date
FQ19144B-2	Hensel Phelps Construction Co	CONSTRUCTION	\$252,911,000	\$900,000	10/8/2021	3/31/2027
FQ15005A	AECOM, USA, INC.	CONSULT	\$10,967,287	\$567,068	6/5/2015	8/31/2023
0000007828	New Flyer of America Inc	BUS_ARTICULATED	\$4,243,831	\$4,243,831	9/19/2022	12/31/2023
C20102L	WSP USA Inc.	CONSULT	\$2,326,463	\$263,907	10/1/2020	9/30/2023
0000007759	Center for Transportation & Environment	CONSULT	\$374,500	\$374,500	12/28/2020	1/1/2024



WASHINGTON METROPOLITAN AREA TRANSIT AUTHORITY

(CIP0356) Tunnel Ventilation Improvements - Red Line Pilot


FY2023 Q1

Initiative Type: Project
 Investment Program: Structures
 Investment Category: Track and Structures Rehabilitation

Mode: Rail
 Location: District of Columbia

Description

The project performs a pilot and evaluation to add ventilation fans and upgrade shaft components. The pilot will be implemented on the Red Line between Woodley Park through Cleveland Park Metrorail Stations. If successful, the project will serve as a proof of concept for future designs across the Metrorail System and will be used to update Metro's ventilation design criteria.



Expected Outcome

Improves ventilation infrastructure to expel smoke from tunnels in the event of a fire incident.

Strategic Drivers

Overall Status

Development & Evaluation	
Implementation & Construction	●
Operations Activation	●

Metro is building mezzanine platforms over tracks to house upgraded fans that will improve tunnel ventilation from Woodley Park to Cleveland park stations along the Red Line. Concrete pouring over tracks is anticipated in Q3 FY2023. In Q1, FY2023 - Metro installed structural steel and safety barriers, received electrical and mechanical equipment and approved fan design to allow fabrication.

Budget and Funding (\$ Millions)

FY23 Current Budget	YTD % Budget Expended
\$12.61	17%

FY23 Funding Sources	YTD Expended
Formula	\$0.00
PRIIA	\$0.00
Other	\$0.00
Federal Subtotal	\$0.00
System Performance	\$0.00
Reimbursable/Other	\$0.00
DC Dedicated Funding	\$0.01
MD Dedicated Funding	\$0.00
VA Non-Restricted Dedicated Funding	\$0.00
VA Restricted Dedicated Funding	\$0.00
Local Subtotal	\$3.19
Debt	\$3.18
Net Accruals	(\$1.08)
Total FY23 Expenditures	\$2.11



WASHINGTON METROPOLITAN AREA TRANSIT AUTHORITY

(CIP0356)

Top 30 Active Contracts by Allocated CIP Value

Contract Number	Vendor	Activity	Contract Value	Allocated CIP Value	Contract Start Date	Contract Expiration Date
FQ15191-FY18	Gannett Fleming-Parsons Joint Venture II	CONSULT	\$100,000,000	\$400,000	2/11/2017	3/31/2020
FQ15192-FY18	Mott MacDonald I&E, LLC	CONSULT	\$75,000,000	\$100,000	3/8/2017	12/31/2019
FQ18033B	HNTB Corporation	ENGINEERING	\$65,000,000	\$10,000	8/2/2018	8/2/2023
FQ18033C	WSP USA Inc.	CONSULT	\$60,000,000	\$2,500	8/15/2018	8/15/2023
FQ19172M	Mott MacDonald-WSP Joint Venture	CONSTRUCTION	\$50,000,000	\$200,826	10/3/2019	10/3/2024
FQ18033G	Gannett Fleming Engineers and Architects	CONSULT	\$49,000,000	\$8,646,254	8/23/2018	8/23/2023
FIRPG211104	Potomac Construction Co Inc	CONSTRUCTION	\$33,944,083	\$33,944,083	4/16/2021	9/29/2022
CIT01211282	Copper River Information Technology	EQUIP_MATL	\$22,061,314	\$669	7/26/2021	7/31/2024
FQ18110	CHK America Inc	3RD_PARTY	\$14,443,906	\$18,165	4/12/2018	4/11/2023
C20113	Transportation Management Service Inc	3RD_PARTY	\$10,784,752	\$88,000	5/22/2020	5/21/2022
CQ15052	ARINC Incorporated	CONSULT	\$3,522,520	\$9,004	3/31/2015	10/31/2021
CCSCM211074	Sharp And Company	CONSULT	\$1,768,000	\$320,891	5/17/2021	5/17/2023



WASHINGTON METROPOLITAN AREA TRANSIT AUTHORITY

(CIP0357) Cybersecurity Legacy Software Improvements

FY2023 Q1

Initiative Type: Project
 Investment Program: IT
 Investment Category: Business & Operations Support

Mode: Systemwide
 Location: Systemwide

Description

This project will improve, maintain and upgrade applications to improve cybersecurity.



Expected Outcome

Protects Metro IT systems from cybersecurity risks through direct improvements, maintenance and upgrade of existing systems and technologies across the system.

Strategic Drivers

 Safety	 Security	 Reliability/SGR
---	--	---

Overall Status

Development & Evaluation	
Implementation & Construction	●
Operations Activation	

This CIP addresses cybersecurity for legacy systems, 20 staff (instead of 30 original) in the cyber organizations supporting existing technology. Work is scheduled to continue through FY2023.

Budget and Funding (\$ Millions)

FY23 Current Budget	YTD % Budget Expended
\$3.70	25%

FY23 Funding Sources	YTD Expended
Formula	\$0.00
PRIIA	\$0.00
Other	\$0.00
Federal Subtotal	\$0.00
System Performance	\$0.00
Reimbursable/Other	\$0.00
DC Dedicated Funding	\$0.32
MD Dedicated Funding	\$0.30
VA Non-Restricted Dedicated Funding	\$0.21
VA Restricted Dedicated Funding	\$0.06
Local Subtotal	\$0.89
Debt	\$0.00
Net Accruals	\$0.03
Total FY23 Expenditures	\$0.91



There are no active contracts associated with this CIP



WASHINGTON METROPOLITAN AREA TRANSIT AUTHORITY

(CIP0358) Business Systems State of Good Repair

FY2023 Q1

Initiative Type: Program
 Mode: Systemwide
 Investment Program: IT
 Location: Systemwide
 Investment Category: Business & Operations Support

Description

This program supports state of good repair activities for critical business applications including web applications, timekeeping and enterprise resource planning (ERP) systems.



Expected Outcome

Provides continuity of operations and data security of critical information software applications.

Strategic Drivers

 Safety	 Security	 Reliability/SGR
---	--	---

Overall Status

(Programs are ongoing)

Development & Evaluation	
Implementation & Construction	
Operations Activation	

Budget and Funding (\$ Millions)

FY23 Current Budget	YTD % Budget Expended
\$14.51	22%

FY23 Funding Sources	YTD Expended
Formula	\$0.00
PRIIA	\$0.00
Other	\$0.00
Federal Subtotal	\$0.00
System Performance	\$0.00
Reimbursable/Other	\$0.00
DC Dedicated Funding	\$0.77
MD Dedicated Funding	\$0.72
VA Non-Restricted Dedicated Funding	\$0.52
VA Restricted Dedicated Funding	\$0.15
Local Subtotal	\$2.17
Debt	\$0.00
Net Accruals	\$1.08
Total FY23 Expenditures	\$3.25

Notes: All figures are preliminary and unaudited.



There are no active contracts associated with this CIP



WASHINGTON METROPOLITAN AREA TRANSIT AUTHORITY

(CIP0359) Enterprise Technology Platforms State of Good Repair


FY2023 Q1

Initiative Type: Program
 Investment Program: IT
 Investment Category: Business & Operations Support

Mode: Systemwide
 Location: Systemwide

Description

This program supports state of good repair activities for critical enterprise shared services including business intelligence, storing and building data structures and other enterprise tools.



Expected Outcome

This program supports tools and applications, as well as other shared services, utilized by both the Metro Business and Transit teams for their day-to-day sustainment operations.

Strategic Drivers

 Safety	 Security	 Reliability/SGR
---	--	---

Overall Status

(Programs are ongoing)

Development & Evaluation	
Implementation & Construction	
Operations Activation	

Budget and Funding (\$ Millions)

FY23 Current Budget	YTD % Budget Expended
\$4.54	25%

FY23 Funding Sources	YTD Expended
Formula	\$0.00
PRIIA	\$0.00
Other	\$0.00
Federal Subtotal	\$0.00
System Performance	\$0.76
Reimbursable/Other	\$0.00
DC Dedicated Funding	\$0.00
MD Dedicated Funding	\$0.00
VA Non-Restricted Dedicated Funding	\$0.00
VA Restricted Dedicated Funding	\$0.00
Local Subtotal	\$0.76
Debt	\$0.00
Net Accruals	\$0.38
Total FY23 Expenditures	\$1.14



WASHINGTON METROPOLITAN AREA TRANSIT AUTHORITY

(CIP0359)

Top 30 Active Contracts by Allocated CIP Value

Contract Number	Vendor	Activity	Contract Value	Allocated CIP Value	Contract Start Date	Contract Expiration Date
F20101_SS_A	Digital Mobile Innovation LLC	CONSULT	\$42,628,459	\$3,651,863	4/1/2021	3/31/2024



WASHINGTON METROPOLITAN AREA TRANSIT AUTHORITY

(CIP0360) Transit Systems State of Good Repair

FY2023 Q1

Initiative Type: Program
 Investment Program: IT
 Investment Category: Business & Operations Support
 Mode: Systemwide
 Location: Systemwide

Description

This program supports state of good repair activities for critical transit applications including Bus, Rail, Asset Management, Safety and Metro Transit Police Department (MTPD) systems.



Expected Outcome

Metro will continue to support the customer-facing services and related applications. This includes support for MTPD, Safety, Asset Management related to engineering and infrastructure assets, Geographic information system, Fare Collection, and other customer-facing websites.

Strategic Drivers

Safety	Security	Reliability/SGR

Overall Status

(Programs are ongoing)

Development & Evaluation	
Implementation & Construction	
Operations Activation	

Budget and Funding (\$ Millions)

FY23 Current Budget	YTD % Budget Expended
\$10.28	25%

FY23 Funding Sources	YTD Expended
Formula	\$0.00
PRIIA	\$0.00
Other	\$0.00
Federal Subtotal	\$0.00
System Performance	\$1.71
Reimbursable/Other	\$0.00
DC Dedicated Funding	\$0.00
MD Dedicated Funding	\$0.00
VA Non-Restricted Dedicated Funding	\$0.00
VA Restricted Dedicated Funding	\$0.00
Local Subtotal	\$1.71
Debt	\$0.00
Net Accruals	\$0.86
Total FY23 Expenditures	\$2.57



There are no active contracts associated with this CIP



WASHINGTON METROPOLITAN AREA TRANSIT AUTHORITY

(CIP0361) Service Oriented Architecture (SOA) Program

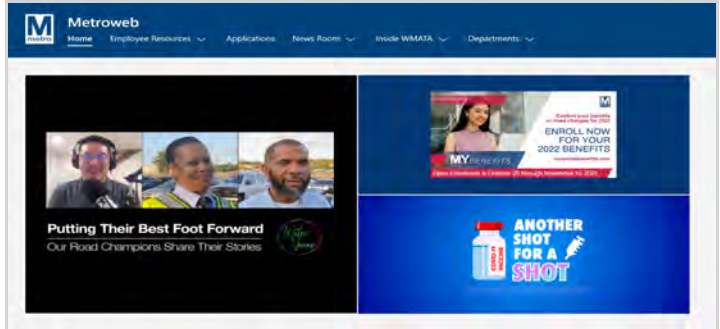
FY2023 Q1

Initiative Type: Program
 Investment Program: IT
 Investment Category: Business & Operations Support

Mode: Systemwide
 Location: Systemwide

Description

Service-Oriented Architecture (SOA) application platform enables organizations to share independent services to accomplish business goals. SOA enables the development of applications to be more efficient and secure. This supports the ability to adjust applications to align with changing business needs.



Expected Outcome

SOA offers flexibility by providing infrastructure automation and tools, thereby achieving a reduction in integration costs, as well as their efficient and effective coordination. SOA architecture enables IT structures to align to business goals.

Strategic Drivers

Overall Status

(Programs are ongoing)

Development & Evaluation	
Implementation & Construction	
Operations Activation	

Budget and Funding (\$ Millions)

FY23 Current Budget	YTD % Budget Expended
\$1.31	0%

FY23 Funding Sources	YTD Expended
Formula	\$0.00
PRIIA	\$0.00
Other	\$0.00
Federal Subtotal	\$0.00
System Performance	\$0.00
Reimbursable/Other	\$0.00
DC Dedicated Funding	\$0.00
MD Dedicated Funding	\$0.00
VA Non-Restricted Dedicated Funding	\$0.00
VA Restricted Dedicated Funding	\$0.00
Local Subtotal	\$0.00
Debt	\$0.00
Net Accruals	\$0.00
Total FY23 Expenditures	\$0.00

Notes: All figures are preliminary and unaudited.



There are no active contracts associated with this CIP



WASHINGTON METROPOLITAN AREA TRANSIT AUTHORITY

(CIP0362) Independent Verification & Validation program

FY2023 Q1

Initiative Type: Program
 Investment Program: IT
 Investment Category: Business & Operations Support

Mode: Systemwide
 Location: Systemwide

Description

For software products, the IV&V organization may perform reviews of the source code, examine the associated product documentation and analyze associated algorithms for static verification. It also performs dynamic verification by different testing methods such as integration testing to ensure that all software units (modules) are meshed as one, tested and properly work together. Functional testing is done to ensure that functionality meets user requirements. In addition, system testing is carried out over the entire software and hardware system to make sure that it is working as per the user requirements and acceptance.



Expected Outcome

The IV&V program will reduce discrepancies in the product quality and specifications. The program will also ensure that developers are adhering to Metro regulations and standards.

Strategic Drivers

 Safety	 Security	 Reliability/SGR
---	--	---

Overall Status

(Programs are ongoing)

Development & Evaluation	
Implementation & Construction	
Operations Activation	

Budget and Funding (\$ Millions)

FY23 Current Budget	YTD % Budget Expended

FY23 Funding Sources	YTD Expended
Formula	\$0.00
PRIIA	\$0.00
Other	\$0.00
Federal Subtotal	\$0.00
System Performance	\$0.00
Reimbursable/Other	\$0.00
DC Dedicated Funding	\$0.00
MD Dedicated Funding	\$0.00
VA Non-Restricted Dedicated Funding	\$0.00
VA Restricted Dedicated Funding	\$0.00
Local Subtotal	\$0.00
Debt	\$0.00
Net Accruals	\$0.00
Total FY23 Expenditures	\$0.00

Notes: All figures are preliminary and unaudited.



There are no active contracts associated with this CIP



WASHINGTON METROPOLITAN AREA TRANSIT AUTHORITY

(CIP0363) Cyber Security

FY2023 Q1

Initiative Type: Program
 Investment Program: IT
 Investment Category: Business & Operations Support

Mode: Systemwide
 Location: Systemwide

Description

This program supports state of good repair activities for critical cybersecurity software applications.



Expected Outcome

Provides continuity of operations and data security of software applications.

Strategic Drivers

 Safety	 Security	 Reliability/SGR
---	--	---

Overall Status

(Programs are ongoing)

Development & Evaluation	
Implementation & Construction	
Operations Activation	

Budget and Funding (\$ Millions)

FY23 Current Budget	YTD % Budget Expended
\$0.35	0%

FY23 Funding Sources	YTD Expended
Formula	\$0.00
PRIIA	\$0.00
Other	\$0.00
Federal Subtotal	\$0.00
System Performance	\$0.00
Reimbursable/Other	\$0.00
DC Dedicated Funding	\$0.00
MD Dedicated Funding	\$0.00
VA Non-Restricted Dedicated Funding	\$0.00
VA Restricted Dedicated Funding	\$0.00
Local Subtotal	\$0.00
Debt	\$0.00
Net Accruals	\$0.00
Total FY23 Expenditures	\$0.00



There are no active contracts associated with this CIP



WASHINGTON METROPOLITAN AREA TRANSIT AUTHORITY

(CIP0370) Structural Rehabilitation – Package B

FY2023 Q1

Initiative Type: Project
 Investment Program: Structures
 Investment Category: Track and Structures Rehabilitation

Mode: Rail
 Location: Systemwide

Description

This project rehabilitates bridges and aerial structures.



Expected Outcome

Address issues on bridges and aerial structures identified during Metro safety inspections. Prevents emergency shutdowns of rail service due to structural deficiencies.

Strategic Drivers

 Safety	 Security	 Reliability/SGR
---	--	---

Overall Status

Development & Evaluation	●
Implementation & Construction	
Operations Activation	

Metro awarded a design-build contract in Q1 of FY2023.

Budget and Funding (\$ Millions)

FY23 Current Budget	YTD % Budget Expended
\$2.70	1%

FY23 Funding Sources	YTD Expended
Formula	\$0.00
PRIIA	\$0.00
Other	\$0.00
Federal Subtotal	\$0.00
System Performance	\$0.00
Reimbursable/Other	\$0.00
DC Dedicated Funding	\$0.00
MD Dedicated Funding	\$0.00
VA Non-Restricted Dedicated Funding	\$0.00
VA Restricted Dedicated Funding	\$0.00
Local Subtotal	\$0.05
Debt	\$0.05
Net Accruals	(\$0.03)
Total FY23 Expenditures	\$0.03



WASHINGTON METROPOLITAN AREA TRANSIT AUTHORITY

(CIP0370)

Top 30 Active Contracts by Allocated CIP Value

Contract Number	Vendor	Activity	Contract Value	Allocated CIP Value	Contract Start Date	Contract Expiration Date
FQ18033F	DHA/RK&K Joint Venture	CONSULT	\$78,000,000	\$2,000,000	8/16/2018	8/16/2023
FQ19172G	Gannett Fleming Engineers and Architects	ENGINEERING	\$75,000,000	\$1,746,209	10/3/2019	10/3/2024
FQ18033A	Parsons Transportation Group Inc	CONSULT	\$74,000,000	\$177,212	9/24/2018	9/24/2023
FQ18033B	HNTB Corporation	ENGINEERING	\$67,141,893	\$278,446	8/2/2018	8/2/2023



WASHINGTON METROPOLITAN AREA TRANSIT AUTHORITY

(CIP0371) West Falls Church Development

FY2023 Q1

Initiative Type: Project
 Investment Program: Support Equipment/Services
 Investment Category: Business & Operations Support

Mode: Systemwide
 Location: West Falls Church Rail Station

Description

This project redevelops the West Falls Church Station parking lots and reconfigures the bus loop and kiss and ride at the station to create a street grid and connecting roads as part of a joint development.



Expected Outcome

Increase ridership and improve station access and the customer experience.

Strategic Drivers

Safety	Security	Reliability/SGR

Overall Status

Development & Evaluation	●
Implementation & Construction	
Operations Activation	

Budget and Funding (\$ Millions)

FY23 Current Budget	YTD % Budget Expended
\$0.08	0%

FY23 Funding Sources	YTD Expended
Formula	\$0.00
PRIIA	\$0.00
Other	\$0.00
Federal Subtotal	\$0.00
System Performance	\$0.00
Reimbursable/Other	\$0.00
DC Dedicated Funding	\$0.00
MD Dedicated Funding	\$0.00
VA Non-Restricted Dedicated Funding	\$0.00
VA Restricted Dedicated Funding	\$0.00
Local Subtotal	\$0.00
Debt	\$0.00
Net Accruals	\$0.00
Total FY23 Expenditures	\$0.00

Notes: All figures are preliminary and unaudited.



There are no active contracts associated with this CIP



WASHINGTON METROPOLITAN AREA TRANSIT AUTHORITY

(CIP0372) Station Revitalization

FY2023 Q1

Initiative Type: Project
 Investment Program: Station Systems
 Investment Category: Stations and Passenger Facilities

Mode: Rail
 Location: Systemwide

Description

This project will replace station systems including fire alarm systems, closed circuit television cameras, public address systems, lighting, station tile, customer information digital displays, static station signage and wayfinding at 18 stations (Farragut West, Judiciary Square, Union Station, National Airport, Mt. Vernon Square, Smithsonian, Federal Center SW, L'Enfant Plaza, Waterfront, McPherson Sq, Federal Triangle, Metro Center, Farragut North, Gallery Place, Archives, Foggy Bottom, Rosslyn and Court House)



Expected Outcome

Improve customer safety, upgrade information systems, and maintain fire and life safety assets in a state of good repair.

Strategic Drivers

 Safety	 Security	 Reliability/SGR
---	--	---

Overall Status

Development & Evaluation	●
Implementation & Construction	
Operations Activation	

Budget and Funding (\$ Millions)

FY23 Current Budget	YTD % Budget Expended
\$8.17	0%

FY23 Funding Sources	YTD Expended
Formula	\$0.00
PRIIA	\$0.00
Other	\$0.00
Federal Subtotal	\$0.00
System Performance	\$0.00
Reimbursable/Other	\$0.00
DC Dedicated Funding	\$0.00
MD Dedicated Funding	\$0.00
VA Non-Restricted Dedicated Funding	\$0.00
VA Restricted Dedicated Funding	\$0.00
Local Subtotal	\$0.00
Debt	\$0.00
Net Accruals	\$0.00
Total FY23 Expenditures	\$0.00

Notes: All figures are preliminary and unaudited.



WASHINGTON METROPOLITAN AREA TRANSIT AUTHORITY

(CIP0372)

Top 30 Active Contracts by Allocated CIP Value

Contract Number	Vendor	Activity	Contract Value	Allocated CIP Value	Contract Start Date	Contract Expiration Date
FQ18033F	DHA/RK&K Joint Venture	CONSULT	\$88,000,000	\$2,525,979	8/16/2018	8/16/2023



WASHINGTON METROPOLITAN AREA TRANSIT AUTHORITY

(CIP0373) Equipment to Support New Radio System

FY2023 Q1

Initiative Type: Project
 Investment Program: Support Equipment/Services
 Investment Category: Business & Operations Support

Mode: Systemwide
 Location: Systemwide

Description

This project renovates and relocates radio equipment at the Jackson Graham Building, upgrades CTF Operation Control Center equipment, and installs duct bank at the Alexandria, VA Office Building.



Expected Outcome

Strategic Drivers

		
Safety	Security	Reliability/SGR

Overall Status

Development & Evaluation	
Implementation & Construction	
Operations Activation	

Renovation work at Mt. Vernon Sq. Metrorail Station to install radio equipment, is estimated to be completed March 2023. JGB is being decommissioned and antennas are being moved to L'Enfant Plaza.

Budget and Funding (\$ Millions)

FY23 Current Budget	YTD % Budget Expended
\$30.00	24%

FY23 Funding Sources	YTD Expended
Formula	\$0.00
PRIIA	\$0.00
Other	\$0.00
Federal Subtotal	\$0.00
System Performance	\$0.00
Reimbursable/Other	\$0.00
DC Dedicated Funding	\$0.00
MD Dedicated Funding	\$0.00
VA Non-Restricted Dedicated Funding	\$0.00
VA Restricted Dedicated Funding	\$0.00
Local Subtotal	\$4.25
Debt	\$4.25
Net Accruals	\$2.87
Total FY23 Expenditures	\$7.12



WASHINGTON METROPOLITAN AREA TRANSIT AUTHORITY

(CIP0373)

Top 30 Active Contracts by Allocated CIP Value

Contract Number	Vendor	Activity	Contract Value	Allocated CIP Value	Contract Start Date	Contract Expiration Date
FQ15000	Motorola Solutions Inc.	CONSTRUCTION	\$218,631,811	\$8,471,520	12/23/2016	12/21/2022
CQ19104	Dell Marketing LP	EQUIPMENT	\$194,300,000	\$1,904,302	7/23/2019	7/22/2023
FQ18033B	HNTB Corporation	ENGINEERING	\$65,000,000	\$50,000	8/2/2018	8/2/2023
CIRPGEMRG22001	Kiewit Infrastructure Company	CONSULT	\$50,000,000	\$50,000,000	8/26/2022	12/31/2023



WASHINGTON METROPOLITAN AREA TRANSIT AUTHORITY

(CIP0374) Infrastructure Improvements Solar Power Installation

FY2023 Q1

Initiative Type: Project
 Investment Program: Support Equipment/Services
 Investment Category: Business & Operations Support

Mode: Systemwide
 Location: Systemwide

Description

This project supports the installation of solar carports at four Metro sites: Anacostia, Southern Ave, Naylor Road, and Cheverly. The 12.6 acres of solar panels will collectively generate nearly 10MW of electrical capacity.



Expected Outcome

The project is part of Metro’s sustainability initiatives and Energy Action Plan and will help advance the Clean Energy DC Plan that seeks to cut carbon emissions in half and transition to 100 percent renewable energy by 2032. The project also supports the authority’s operating budget through long-term revenue and improve customer amenities through covered parking (offering shade and protection from extreme weather), improved light-emitting diode (LED) lighting, new security cameras and emergency call boxes.

Strategic Drivers



Safety



Security



Reliability/SGR

Overall Status

Development & Evaluation	
Implementation & Construction	
Operations Activation	

In Q1 FY2023, Metro began closeout work at Anacostia garage and continue site development at Southern Ave site.

Budget and Funding (\$ Millions)

FY23 Current Budget	YTD % Budget Expended
\$11.08	18%

FY23 Funding Sources	YTD Expended
Formula	\$0.00
PRIIA	\$0.00
Other	\$0.00
Federal Subtotal	\$0.00
System Performance	\$0.00
Reimbursable/Other	\$0.00
DC Dedicated Funding	\$0.00
MD Dedicated Funding	\$0.00
VA Non-Restricted Dedicated Funding	\$0.00
VA Restricted Dedicated Funding	\$0.00
Local Subtotal	\$0.14
Debt	\$0.14
Net Accruals	\$1.83
Total FY23 Expenditures	\$1.97

Notes: All figures are preliminary and unaudited.



WASHINGTON METROPOLITAN AREA TRANSIT AUTHORITY

(CIP0374)

Top 30 Active Contracts by Allocated CIP Value

Contract Number	Vendor	Activity	Contract Value	Allocated CIP Value	Contract Start Date	Contract Expiration Date
FQ18033F	DHA/RK&K Joint Venture	CONSULT	\$80,700,000	\$132,295	8/16/2018	8/16/2023
FQ18033I	AECOM-STV JV	CONSULT	\$70,000,000	\$20,000	7/1/2018	6/30/2025
20-01-SOLAR-A	Solar Star Track Anacostia LLC	CONSTRUCTION	\$10,056,840	\$10,056,840	6/25/2020	6/5/2030



WASHINGTON METROPOLITAN AREA TRANSIT AUTHORITY

(CIP0375) Shaft Structural Rehabilitation - 7 Shafts

FY2023 Q1

Initiative Type: Project
 Investment Program: Structures
 Investment Category: Track and Structures Rehabilitation

Mode: Systemwide
 Location: Systemwide

Description

This project rehabilitates seven shafts to address damage to the structure from water infiltration, including repairs to grouting, concrete, ladders, stairs, electrical equipment, bollards, and drainage systems.



Expected Outcome

Addresses the state of good repair deficiencies to bring these assets into good working order, mitigating the risk of failure and injury to employees and customers.

Strategic Drivers

 Safety	 Security	 Reliability/SGR
---	--	---

Overall Status

Development & Evaluation	
Implementation & Construction	
Operations Activation	

Budget and Funding (\$ Millions)

FY23 Current Budget	YTD % Budget Expended
\$1.47	4%

FY23 Funding Sources	YTD Expended
Formula	\$0.00
PRIIA	\$0.00
Other	\$0.00
Federal Subtotal	\$0.00
System Performance	\$0.00
Reimbursable/Other	\$0.00
DC Dedicated Funding	\$0.00
MD Dedicated Funding	\$0.00
VA Non-Restricted Dedicated Funding	\$0.00
VA Restricted Dedicated Funding	\$0.00
Local Subtotal	\$0.01
Debt	\$0.01
Net Accruals	\$0.06
Total FY23 Expenditures	\$0.06

Notes: All figures are preliminary and unaudited.



WASHINGTON METROPOLITAN AREA TRANSIT AUTHORITY

(CIP0375)

Top 30 Active Contracts by Allocated CIP Value

Contract Number	Vendor	Activity	Contract Value	Allocated CIP Value	Contract Start Date	Contract Expiration Date
FQ19172M	Mott MacDonald-WSP Joint Venture	ENGINEERING	\$58,100,000	\$712,839	10/3/2019	10/3/2024



WASHINGTON METROPOLITAN AREA TRANSIT AUTHORITY

(CIP0376) Western Bus Garage Replacement

FY2023 Q1

Initiative Type: Project
 Investment Program: Maintenance Facilities
 Investment Category: Bus, Bus Facilities & Paratransit

Mode: Bus
 Location: District of Columbia

Description

This project replaces the obsolete Western Bus Garage maintenance and operations facility to improve use and capacity of limited facility space. The new facility, to be design to achieve LEED certification, will support full implementation of 100% electric vehicles, multiple access points, bus parking, and maintenance bays.



Expected Outcome

Provides a new LEED-certified bus facility that will improve bus safety as measured by the Safety performance target of ≤3.6 employee injuries per 200,000 hours worked, and efficiency, maintenance and operations as measured by the Bus Fleet Reliability performance target of ≥8,200 miles between failure (examples based on Metro’s FY23 targets).

Strategic Drivers

		
Safety	Security	Reliability/SGR

Overall Status

Development & Evaluation	
Implementation & Construction	
Operations Activation	

Budget and Funding (\$ Millions)

FY23 Current Budget	YTD % Budget Expended
\$56.00	0%

FY23 Funding Sources	YTD Expended
Formula	\$0.00
PRIIA	\$0.00
Other	\$0.00
Federal Subtotal	\$0.00
System Performance	\$0.00
Reimbursable/Other	\$0.00
DC Dedicated Funding	\$0.00
MD Dedicated Funding	\$0.00
VA Non-Restricted Dedicated Funding	\$0.00
VA Restricted Dedicated Funding	\$0.00
Local Subtotal	\$0.00
Debt	\$0.00
Net Accruals	\$0.00
Total FY23 Expenditures	\$0.00

Notes: All figures are preliminary and unaudited.



There are no active contracts associated with this CIP



WASHINGTON METROPOLITAN AREA TRANSIT AUTHORITY

(CIP0377) Unified Communications Strategy


FY2023 Q1

Initiative Type: Project
 Investment Program: Support Equipment/Services
 Investment Category: Business & Operations Support

Mode: Systemwide
 Location: Systemwide

Description

This project develops a strategy, including a staffing and training plan, to create a unified communications team to improve the accuracy and timeliness of service information communicated to customers and employees.



Expected Outcome

Improved communication to customers and employees on Metro services.

Strategic Drivers

 Safety	 Security	 Reliability/SGR
---	--	---

Overall Status

Development & Evaluation	
Implementation & Construction	
Operations Activation	

Budget and Funding (\$ Millions)

FY23 Current Budget	YTD % Budget Expended
\$0.45	0%

FY23 Funding Sources	YTD Expended
Formula	\$0.00
PRIIA	\$0.00
Other	\$0.00
Federal Subtotal	\$0.00
System Performance	\$0.00
Reimbursable/Other	\$0.00
DC Dedicated Funding	\$0.00
MD Dedicated Funding	\$0.00
VA Non-Restricted Dedicated Funding	\$0.00
VA Restricted Dedicated Funding	\$0.00
Local Subtotal	\$0.00
Debt	\$0.00
Net Accruals	\$0.00
Total FY23 Expenditures	\$0.00

Notes: All figures are preliminary and unaudited.



There are no active contracts associated with this CIP



WASHINGTON METROPOLITAN AREA TRANSIT AUTHORITY

(CIP0378) Metro Strategic Transformation Plan

FY2023 Q1

Initiative Type: Project
 Investment Program: Support Equipment/Services
 Investment Category: Business & Operations Support

Mode: Systemwide
 Location: Systemwide

Description

This project creates a new strategic plan for Metro. The strategic plan will be developed by the Board, jurisdictional partners, customers, and staff to move the organization forward.



Expected Outcome

Creates a new strategic plan to align the organization to deliver services in accordance with customer and jurisdictional needs.

Strategic Drivers

Safety	Security	Reliability/SGR

Overall Status

Development & Evaluation	
Implementation & Construction	
Operations Activation	

Budget and Funding (\$ Millions)

FY23 Current Budget	YTD % Budget Expended
\$3.50	0%

FY23 Funding Sources	YTD Expended
Formula	\$0.00
PRIIA	\$0.00
Other	\$0.00
Federal Subtotal	\$0.00
System Performance	\$0.00
Reimbursable/Other	\$0.00
DC Dedicated Funding	\$0.00
MD Dedicated Funding	\$0.00
VA Non-Restricted Dedicated Funding	\$0.00
VA Restricted Dedicated Funding	\$0.00
Local Subtotal	\$0.00
Debt	\$0.00
Net Accruals	\$0.00
Total FY23 Expenditures	\$0.00

Notes: All figures are preliminary and unaudited.



WASHINGTON METROPOLITAN AREA TRANSIT AUTHORITY

(CIP0378)

Top 30 Active Contracts by Allocated CIP Value

Contract Number	Vendor	Activity	Contract Value	Allocated CIP Value	Contract Start Date	Contract Expiration Date
FQ18033B	HNTB Corporation	CONSULT	\$70,636,109	\$2,749,993	8/2/2018	8/2/2023



WASHINGTON METROPOLITAN AREA TRANSIT AUTHORITY

(CIP8001) D&E Railcar Acquisition

FY2023 Q1

Initiative Type: Program
 Investment Program: D&E Railcar Acquisition
 Investment Category: Railcar and Railcar Facilities

Mode: Rail
 Location: Systemwide

Description

This program provides surveys, studies, engineering, and design tasks to support new railcar acquisition efforts.



Expected Outcome

Supports efforts to develop and prioritize projects related to railcar fleet acquisition needs. Railcar projects aid in maintaining a state of good repair of the railcar fleet by replacing the least reliable and poorest performing vehicles.

Strategic Drivers

 Safety	 Security	 Reliability/SGR
---	--	---

Overall Status

(Programs are ongoing)

Development & Evaluation	
Implementation & Construction	
Operations Activation	

Budget and Funding (\$ Millions)

FY23 Current Budget	YTD % Budget Expended

FY23 Funding Sources	YTD Expended
Formula	
PRIIA	
Other	
Federal Subtotal	
System Performance	
Reimbursable/Other	
DC Dedicated Funding	
MD Dedicated Funding	
VA Non-Restricted Dedicated Funding	
VA Restricted Dedicated Funding	
Local Subtotal	
Debt	
Net Accruals	
Total FY23 Expenditures	



There are no active contracts associated with this CIP



WASHINGTON METROPOLITAN AREA TRANSIT AUTHORITY

(CIP8003) D&E Railcar Maint/Overhaul


FY2023 Q1

Initiative Type: Program
 Investment Program: Maintenance/Overhaul
 Investment Category: Railcar and Railcar Facilities

Mode: Rail
 Location: Systemwide

Description

This program provides surveys, studies, engineering, and design tasks to support new railcar reliability maintenance and overhaul efforts.



Expected Outcome

Supports efforts to develop and prioritize projects related to maintenance and overhaul needs to improve railcar fleet reliability and safety. This work maintains railcar fleet in a state of good repair to prevent future safety and reliability concerns.

Strategic Drivers

		
Safety	Security	Reliability/SGR

Overall Status

(Programs are ongoing)

Development & Evaluation	
Implementation & Construction	
Operations Activation	

Budget and Funding (\$ Millions)

FY23 Current Budget	YTD % Budget Expended

FY23 Funding Sources	YTD Expended
Formula	
PRIIA	
Other	
Federal Subtotal	
System Performance	
Reimbursable/Other	
DC Dedicated Funding	
MD Dedicated Funding	
VA Non-Restricted Dedicated Funding	
VA Restricted Dedicated Funding	
Local Subtotal	
Debt	
Net Accruals	
Total FY23 Expenditures	



There are no active contracts associated with this CIP



WASHINGTON METROPOLITAN AREA TRANSIT AUTHORITY

(CIP8005) D&E Rail Yard Improvements

FY2023 Q1

Initiative Type: Program
 Investment Program: Maintenance Facilities
 Investment Category: Railcar and Railcar Facilities

Mode: Rail
 Location: Systemwide

Description

This program provides surveys, studies, engineering, and designs to support rail yard improvements.



Expected Outcome

Supports efforts to develop and evaluate potential solutions to emerging rail maintenance facility needs before committing to larger investments.

Strategic Drivers

 Safety	 Security	 Reliability/SGR
---	--	---

Overall Status

(Programs are ongoing)

Development & Evaluation	●
Implementation & Construction	
Operations Activation	

Budget and Funding (\$ Millions)

FY23 Current Budget	YTD % Budget Expended
\$0.48	0%

FY23 Funding Sources	YTD Expended
Formula	\$0.00
PRIIA	\$0.00
Other	\$0.00
Federal Subtotal	\$0.00
System Performance	\$0.00
Reimbursable/Other	\$0.00
DC Dedicated Funding	\$0.00
MD Dedicated Funding	\$0.00
VA Non-Restricted Dedicated Funding	\$0.00
VA Restricted Dedicated Funding	\$0.00
Local Subtotal	\$0.00
Debt	\$0.00
Net Accruals	\$0.00
Total FY23 Expenditures	\$0.00

Notes: All figures are preliminary and unaudited.



WASHINGTON METROPOLITAN AREA TRANSIT AUTHORITY

(CIP8005)

Top 30 Active Contracts by Allocated CIP Value

Contract Number	Vendor	Activity	Contract Value	Allocated CIP Value	Contract Start Date	Contract Expiration Date
FQ10218-18	WSP USA Inc.	ENGINEERING	\$26,509,858	\$469,816	10/6/2017	12/31/2019
17COUN024_H L	Hogan Lovells US LLP	CONSULT	\$1,097,480	\$11,767	7/1/2017	6/30/2020
17COUN042	Diversified Property Services Inc	CONSULT	\$237,738	\$167,007	10/2/2018	10/2/2021



WASHINGTON METROPOLITAN AREA TRANSIT AUTHORITY

(CIP8007) D&E Electrical Improvements

FY2023 Q1

Initiative Type: Program
 Investment Program: Power
 Investment Category: Rail Systems

Mode: Rail
 Location: Systemwide

Description

This program provides surveys, studies, engineering, and designs to support train propulsion needs that may lead to future capital initiatives.



Expected Outcome




Supports efforts to develop and evaluate potential solutions to emerging needs before committing to larger investments.

Strategic Drivers

 Safety	 Security	 Reliability/SGR
---	--	---

Overall Status

(Programs are ongoing)

Development & Evaluation	
Implementation & Construction	
Operations Activation	

There is currently no planned activity for FY2023.

Budget and Funding (\$ Millions)

FY23 Current Budget	YTD % Budget Expended
\$0.35	-60%

FY23 Funding Sources	YTD Expended
Formula	\$0.00
PRIIA	\$0.00
Other	\$0.00
Federal Subtotal	\$0.00
System Performance	\$0.00
Reimbursable/Other	\$0.00
DC Dedicated Funding	\$0.01
MD Dedicated Funding	\$0.01
VA Non-Restricted Dedicated Funding	\$0.00
VA Restricted Dedicated Funding	\$0.00
Local Subtotal	\$0.02
Debt	\$0.00
Net Accruals	(\$0.23)
Total FY23 Expenditures	(\$0.21)



WASHINGTON METROPOLITAN AREA TRANSIT AUTHORITY

(CIP8007)

Top 30 Active Contracts by Allocated CIP Value

Contract Number	Vendor	Activity	Contract Value	Allocated CIP Value	Contract Start Date	Contract Expiration Date
FQ15192-FY19	Mott MacDonald I&E, LLC	ENGINEERING	\$100,000,000	\$423,316	11/4/2017	6/30/2020
FQ15192-FY18	Mott MacDonald I&E, LLC	ENGINEERING	\$75,000,000	\$174,817	3/8/2017	12/31/2019
FQ19172G	Gannett Fleming Engineers and Architects	ENGINEERING	\$72,500,000	\$378,315	10/3/2019	10/3/2024
FQ15192-FY20	Mott MacDonald I&E, LLC	ENGINEERING	\$24,401,367	\$264,553	7/18/2019	6/30/2020
C20147	K&J Consulting Services Inc	CONSTRUCTION	\$19,773,890	\$60,000	9/30/2020	10/31/2025
CQ16019	Willis Towers Watson Northeast Inc	CONSULT	\$3,285,820	\$100,800	12/1/2015	11/30/2019
FQ17044E	eVigilant Security	CONSTRUCTION	\$1,355,112	\$1,329,680	8/9/2018	6/30/2020
FQ15124_EBT	EastBanc Technologies, LLC	CONSULT	\$0	\$239,395	4/14/2016	4/30/2020



WASHINGTON METROPOLITAN AREA TRANSIT AUTHORITY

(CIP8008) Future Traction Power Projects

FY2023 Q1

Initiative Type: Program
 Investment Program: Power
 Investment Category: Rail Systems

Mode: Rail
 Location: Systemwide

Description

This program identifies new traction power investment needs with the potential to develop into future projects based on outcomes of the development and evaluation process.



Expected Outcome

Identifies potential future investments as developments and evaluation efforts are undertaken to assess alternatives.

Strategic Drivers

		
Safety	Security	Reliability/SGR

Overall Status

(Programs are ongoing)

Development & Evaluation	
Implementation & Construction	
Operations Activation	

Budget and Funding (\$ Millions)

FY23 Current Budget	YTD % Budget Expended

FY23 Funding Sources	YTD Expended
Formula	
PRIIA	
Other	
Federal Subtotal	
System Performance	
Reimbursable/Other	
DC Dedicated Funding	
MD Dedicated Funding	
VA Non-Restricted Dedicated Funding	
VA Restricted Dedicated Funding	
Local Subtotal	
Debt	
Net Accruals	
Total FY23 Expenditures	



There are no active contracts associated with this CIP



(CIP8010) Future Signals and Communications Improvements

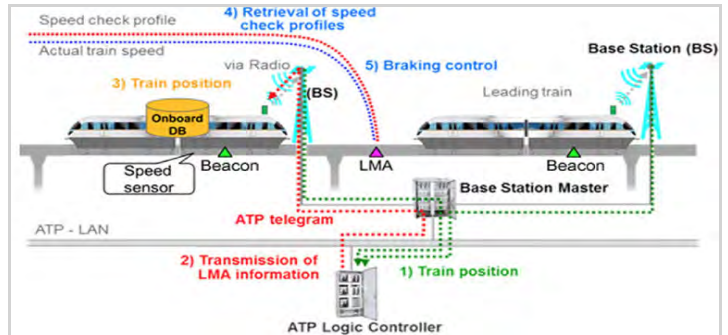
FY2023 Q1

Initiative Type: Program
 Investment Program: Signals & Communications
 Investment Category: Rail Systems

Mode: Rail
 Location: Systemwide

Description

This program identifies new signals and communications investment needs with the potential to develop into future projects based on outcomes of the development and evaluation process.



Expected Outcome

Identifies potential future investments as developments and evaluation efforts are undertaken to assess alternatives.

Strategic Drivers



Safety



Security



Reliability/SGR

Overall Status

(Programs are ongoing)

Development & Evaluation	
Implementation & Construction	
Operations Activation	

Budget and Funding (\$ Millions)

FY23 Current Budget	YTD % Budget Expended

FY23 Funding Sources	YTD Expended
Formula	
PRIIA	
Other	
Federal Subtotal	
System Performance	
Reimbursable/Other	
DC Dedicated Funding	
MD Dedicated Funding	
VA Non-Restricted Dedicated Funding	
VA Restricted Dedicated Funding	
Local Subtotal	
Debt	
Net Accruals	
Total FY23 Expenditures	



There are no active contracts associated with this CIP



WASHINGTON METROPOLITAN AREA TRANSIT AUTHORITY

(CIP8011) D&E Fixed Rail Improvements

FY2023 Q1

Initiative Type: Program
 Investment Program: Fixed Rail
 Investment Category: Track and Structures Rehabilitation

Mode: Rail
 Location: Systemwide

Description

This program supports the development and evaluation of new initiatives associated with railway improvements.



Expected Outcome

Supports efforts to develop and evaluate potential solutions to emerging needs before committing to larger investments.

Strategic Drivers

 Safety	 Security	 Reliability/SGR
---	--	---

Overall Status

(Programs are ongoing)

Development & Evaluation	●
Implementation & Construction	
Operations Activation	

Metro has completed an evaluation of the D&G and Red Line turnbacks. In Q1 FY2023 design and testing work for crossovers (Frog) that are wearing prematurely is ongoing with projected completion time in Q3 FY2023.

Budget and Funding (\$ Millions)

FY23 Current Budget	YTD % Budget Expended
\$1.06	23%

FY23 Funding Sources	YTD Expended
Formula	\$0.00
PRIIA	\$0.00
Other	\$0.00
Federal Subtotal	\$0.00
System Performance	\$0.00
Reimbursable/Other	\$0.00
DC Dedicated Funding	\$0.07
MD Dedicated Funding	\$0.06
VA Non-Restricted Dedicated Funding	\$0.05
VA Restricted Dedicated Funding	\$0.01
Local Subtotal	\$0.19
Debt	\$0.00
Net Accruals	\$0.05
Total FY23 Expenditures	\$0.25



WASHINGTON METROPOLITAN AREA TRANSIT AUTHORITY

(CIP8011)

Top 30 Active Contracts by Allocated CIP Value

Contract Number	Vendor	Activity	Contract Value	Allocated CIP Value	Contract Start Date	Contract Expiration Date
FQ15192-FY19	Mott MacDonald I&E, LLC	ENGINEERING	\$100,000,000	\$227,818	11/4/2017	6/30/2020
FQ15190A	AECOM, USA, INC.	CONSULT	\$22,500,000	\$256,880	3/29/2018	3/28/2023
FQ18033F	DHA/RK&K Joint Venture	CONSULT	\$12,500,000	\$2,040,377	8/16/2018	8/16/2023
F15190_A	AECOM Technical Services Inc	CONSULT	\$351,531	\$351,531	3/29/2018	3/28/2023
FQ15190D-FY19	WSP USA Inc.	CONSULT	\$0	\$383,050	3/22/2019	6/30/2020



WASHINGTON METROPOLITAN AREA TRANSIT AUTHORITY

(CIP8013) D&E Track Structures Improvements

FY2023 Q1

Initiative Type: Program
 Investment Program: Structures
 Investment Category: Track and Structures Rehabilitation

Mode: Rail
 Location: Systemwide

Description

This program supports Metro's efforts to complete surveys, studies, engineering, and design tasks for tracks' and structures' capital initiatives.



Expected Outcome

Supports efforts to develop and evaluate potential solutions for emerging track and structural needs before committing to larger investments.

Strategic Drivers

 Safety	 Security	 Reliability/SGR
---	--	---

Overall Status

(Programs are ongoing)

Development & Evaluation	●
Implementation & Construction	●
Operations Activation	

Staff augmentation to provide track inspection support, report writing, develop data dump and various tasks and support for all maintenance of Way mobile apps and creation and enhancements of various RIME reporting dashboards in Q1 FY2023.

Budget and Funding (\$ Millions)

FY23 Current Budget	YTD % Budget Expended
\$2.80	15%

FY23 Funding Sources	YTD Expended
Formula	\$0.00
PRIIA	\$0.00
Other	\$0.00
Federal Subtotal	\$0.00
System Performance	\$0.23
Reimbursable/Other	\$0.00
DC Dedicated Funding	\$0.00
MD Dedicated Funding	\$0.00
VA Non-Restricted Dedicated Funding	\$0.00
VA Restricted Dedicated Funding	\$0.00
Local Subtotal	\$0.23
Debt	\$0.00
Net Accruals	\$0.19
Total FY23 Expenditures	\$0.42



WASHINGTON METROPOLITAN AREA TRANSIT AUTHORITY

(CIP8013)

Top 30 Active Contracts by Allocated CIP Value

Contract Number	Vendor	Activity	Contract Value	Allocated CIP Value	Contract Start Date	Contract Expiration Date
FQ15191-FY19	Gannett Fleming-Parsons Joint Venture II	ENGINEERING	\$75,000,000	\$1,088,984	5/2/2017	12/31/2021
FQ18033B	HNTB Corporation	ENGINEERING	\$67,141,893	\$1,896,343	8/2/2018	8/2/2023
FQ15192-FY19	Mott MacDonald I&E, LLC	ENGINEERING	\$50,000,000	\$231,875	11/4/2017	6/30/2020
FQ15192-FY20	Mott MacDonald I&E, LLC	ENGINEERING	\$46,000,000	\$1,724,249	7/18/2019	6/30/2020
FQ15190-FY19	HNTB Corporation	CONSULT	\$6,000,000	\$380,400	11/21/2018	3/28/2023



WASHINGTON METROPOLITAN AREA TRANSIT AUTHORITY

(CIP8014) Future Track and Structures Improvements

FY2023 Q1

Initiative Type: Program
 Investment Program: Structures
 Investment Category: Track and Structures Rehabilitation

Mode: Rail
 Location: Systemwide

Description

This program identifies new track and structures investment needs with the potential to develop into future projects based on outcomes of the development and evaluation process.



Expected Outcome

Identifies potential future investments as developments and evaluation efforts are undertaken to assess alternatives.

Strategic Drivers

 Safety	 Security	 Reliability/SGR
---	--	---

Overall Status

(Programs are ongoing)

Development & Evaluation	●
Implementation & Construction	
Operations Activation	

Budget and Funding (\$ Millions)

FY23 Current Budget	YTD % Budget Expended

FY23 Funding Sources	YTD Expended
Formula	
PRIIA	
Other	
Federal Subtotal	
System Performance	
Reimbursable/Other	
DC Dedicated Funding	
MD Dedicated Funding	
VA Non-Restricted Dedicated Funding	
VA Restricted Dedicated Funding	
Local Subtotal	
Debt	
Net Accruals	
Total FY23 Expenditures	

Notes: All figures are preliminary and unaudited.



There are no active contracts associated with this CIP



WASHINGTON METROPOLITAN AREA TRANSIT AUTHORITY

(CIP8015) D&E Rail Station Improvements

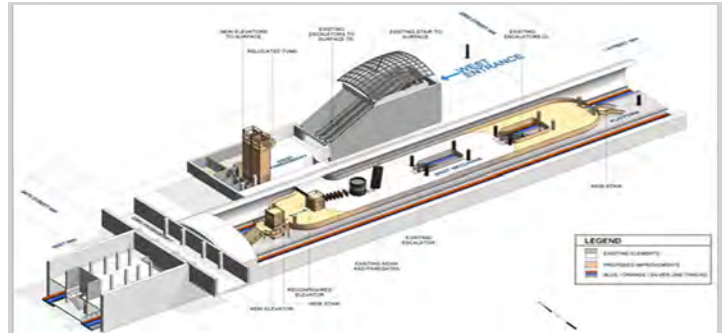
FY2023 Q1

Initiative Type: Program
 Investment Program: Platforms & Structures
 Investment Category: Stations and Passenger Facilities

Mode: Rail
 Location: Systemwide

Description

This program provides surveys, studies, engineering, and designs to support platform and structures improvement efforts that may lead to future capital initiatives.



Expected Outcome

Supports efforts to develop and evaluate potential solutions to emerging needs before committing to larger investments.

Strategic Drivers



Safety



Security



Reliability/SGR

Overall Status

(Programs are ongoing)

Development & Evaluation	●
Implementation & Construction	●
Operations Activation	●

Metro has completed several Development and Evaluation (D&E) studies to support platform and structures improvements that may lead to future capital initiatives. Future studies may take place at Columbia Heights and Federal Triangle Metrorail Stations.

Budget and Funding (\$ Millions)

FY23 Current Budget	YTD % Budget Expended
\$1.20	7%

FY23 Funding Sources	YTD Expended
Formula	\$0.00
PRIIA	\$0.00
Other	\$0.00
Federal Subtotal	\$0.00
System Performance	\$0.08
Reimbursable/Other	\$0.00
DC Dedicated Funding	\$0.00
MD Dedicated Funding	\$0.00
VA Non-Restricted Dedicated Funding	\$0.00
VA Restricted Dedicated Funding	\$0.00
Local Subtotal	\$0.08
Debt	\$0.00
Net Accruals	\$0.01
Total FY23 Expenditures	\$0.08

Notes: All figures are preliminary and unaudited.



WASHINGTON METROPOLITAN AREA TRANSIT AUTHORITY

(CIP8015)

Top 30 Active Contracts by Allocated CIP Value

Contract Number	Vendor	Activity	Contract Value	Allocated CIP Value	Contract Start Date	Contract Expiration Date
C20147	K&J Consulting Services Inc	CONSTRUCTION	\$19,773,890	\$195,000	9/30/2020	10/31/2025
FQ18110	CHK America Inc	3RD_PARTY	\$14,443,906	\$54,495	4/12/2018	4/11/2023
FQ18033F	DHA/RK&K Joint Venture	ENGINEERING	\$12,500,000	\$1,405,447	8/16/2018	8/16/2023
FQ15190C-FY19	Parsons Transportation Group Inc	CONSULT	\$3,000,000	\$781,714	3/18/2019	6/30/2020
FQ15190D-FY19	WSP USA Inc.	CONSULT	\$1,000,000	\$892,969	3/22/2019	6/30/2020
FQ15190A-FY19	AECOM, USA, INC.	CONSULT	\$0	\$217,113	3/22/2019	6/30/2020
FQ15190C	Parsons Transportation Group Inc	CONSULT	\$0	\$300,634	3/29/2018	3/28/2023
FQ15191-FY19	Gannett Fleming-Parsons Joint Venture II	ENGINEERING		\$70,796	5/2/2017	6/30/2020



WASHINGTON METROPOLITAN AREA TRANSIT AUTHORITY

(CIP8016) Future Platforms & Structures

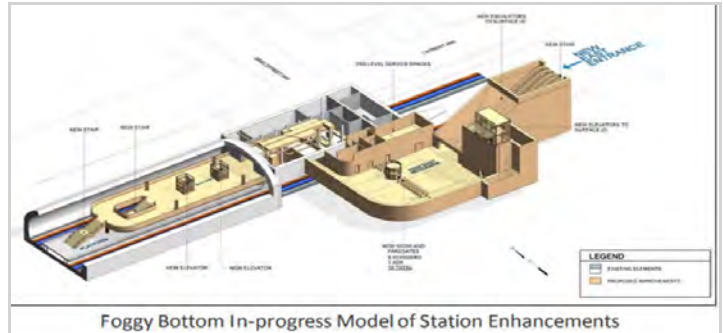
FY2023 Q1

Initiative Type: Program
 Investment Program: Platforms & Structures
 Investment Category: Stations and Passenger Facilities

Mode: Rail
 Location: Systemwide

Description

This program provides surveys, studies, engineering, and designs to support platform and structures improvement efforts that may lead to future capital initiatives.



Expected Outcome

Supports efforts to develop and evaluate potential solutions to emerging needs before committing to larger future investments.

Strategic Drivers



Safety



Security



Reliability/SGR

Overall Status

(Programs are ongoing)

Development & Evaluation	
Implementation & Construction	
Operations Activation	

Budget and Funding (\$ Millions)

FY23 Current Budget	YTD % Budget Expended

FY23 Funding Sources	YTD Expended
Formula	
PRIIA	
Other	
Federal Subtotal	
System Performance	
Reimbursable/Other	
DC Dedicated Funding	
MD Dedicated Funding	
VA Non-Restricted Dedicated Funding	
VA Restricted Dedicated Funding	
Local Subtotal	
Debt	
Net Accruals	
Total FY23 Expenditures	

Notes: All figures are preliminary and unaudited.



There are no active contracts associated with this CIP



WASHINGTON METROPOLITAN AREA TRANSIT AUTHORITY

(CIP8019) D&E Passenger Facility Improvements

FY2023 Q1

Initiative Type: Program
 Investment Program: Station Systems
 Investment Category: Stations and Passenger Facilities

Mode: Rail
 Location: Systemwide

Description

This program identifies improvements needed for Metro's passenger facilities. Supports the development of designs and evaluates potential solutions.



Expected Outcome

Supports efforts to develop and evaluate potential solutions to emerging needs before committing to larger investments.

Strategic Drivers



Overall Status

(Programs are ongoing)

Development & Evaluation	●
Implementation & Construction	●
Operations Activation	●

Metro began installation of 70 multi-space parking meter pay stations at rail stations and removing old parking meters (all spaces will take electronic payments from the pay station) PID scope and Charter design work is scheduled late FY2023. All 70 pay stations have been recieved, 65 have been installed.

Budget and Funding (\$ Millions)

FY23 Current Budget	YTD % Budget Expended
\$0.55	0%

FY23 Funding Sources	YTD Expended
Formula	\$0.00
PRIIA	\$0.00
Other	\$0.00
Federal Subtotal	\$0.00
System Performance	\$0.00
Reimbursable/Other	\$0.00
DC Dedicated Funding	\$0.00
MD Dedicated Funding	\$0.00
VA Non-Restricted Dedicated Funding	\$0.00
VA Restricted Dedicated Funding	\$0.00
Local Subtotal	\$0.00
Debt	\$0.00
Net Accruals	\$0.00
Total FY23 Expenditures	\$0.00



WASHINGTON METROPOLITAN AREA TRANSIT AUTHORITY

(CIP8019)

Top 30 Active Contracts by Allocated CIP Value

Contract Number	Vendor	Activity	Contract Value	Allocated CIP Value	Contract Start Date	Contract Expiration Date
C20180--	Laz Parking Mid-Atlantic, LLC	EQUIP_MATL	\$1,339,865	\$441,368	3/1/2021	2/28/2023



WASHINGTON METROPOLITAN AREA TRANSIT AUTHORITY

(CIP8021) D&E Bus & Paratransit Improvements

FY2023 Q1

Initiative Type: Program
 Investment Program: Acquisition
 Investment Category: Bus, Bus Facilities & Paratransit

Mode: Bus
 Location: Systemwide

Description

This program provides surveys, studies, engineering, and designs related to new bus and paratransit efforts that may lead to future capital initiatives. Metro will evaluate the feasibility of transitioning some of its bus fleet to electric vehicles and develop preliminary plans for infrastructure requirements to support an electric bus fleet.



Expected Outcome

Supports efforts to develop and evaluate potential solutions to emerging needs before committing to larger investments.

Strategic Drivers

 Safety	 Security	 Reliability/SGR
---	--	---

Overall Status

(Programs are ongoing)

Development & Evaluation	
Implementation & Construction	
Operations Activation	

Battery Electric Bus support has been transferred to CIP0355.

Budget and Funding (\$ Millions)

FY23 Current Budget	YTD % Budget Expended
\$0.23	1%

FY23 Funding Sources	YTD Expended
Formula	\$0.00
PRIIA	\$0.00
Other	\$0.00
Federal Subtotal	\$0.00
System Performance	\$0.00
Reimbursable/Other	\$0.00
DC Dedicated Funding	\$0.00
MD Dedicated Funding	\$0.00
VA Non-Restricted Dedicated Funding	\$0.00
VA Restricted Dedicated Funding	\$0.00
Local Subtotal	\$0.00
Debt	\$0.00
Net Accruals	\$0.00
Total FY23 Expenditures	\$0.00



WASHINGTON METROPOLITAN AREA TRANSIT AUTHORITY

(CIP8021)

Top 30 Active Contracts by Allocated CIP Value

Contract Number	Vendor	Activity	Contract Value	Allocated CIP Value	Contract Start Date	Contract Expiration Date
FQ15005A	AECOM, USA, INC.	CONSULT	\$10,967,287	\$390,161	6/5/2015	8/31/2023



WASHINGTON METROPOLITAN AREA TRANSIT AUTHORITY

(CIP8022) Future Bus & Paratransit

FY2023 Q1

Initiative Type: Program
 Investment Program: Acquisition
 Investment Category: Bus, Bus Facilities & Paratransit

Mode: Bus
 Location: Systemwide

Description

This program supports the development of future bus and paratransit vehicle acquisition to address identified needs. This program also supports future purchases of Zero Emissions Buses (ZEB) and associated bus infrastructure equipment to support an electric bus fleet.



Expected Outcome

Supports efforts to develop and evaluate potential solutions to emerging needs before committing to larger future investments.

Strategic Drivers

 Safety	 Security	 Reliability/SGR
---	--	---

Overall Status

(Programs are ongoing)

Development & Evaluation	
Implementation & Construction	
Operations Activation	

Budget and Funding (\$ Millions)

FY23 Current Budget	YTD % Budget Expended

FY23 Funding Sources	YTD Expended
Formula	
PRIIA	
Other	
Federal Subtotal	
System Performance	
Reimbursable/Other	
DC Dedicated Funding	
MD Dedicated Funding	
VA Non-Restricted Dedicated Funding	
VA Restricted Dedicated Funding	
Local Subtotal	
Debt	
Net Accruals	
Total FY23 Expenditures	



There are no active contracts associated with this CIP



WASHINGTON METROPOLITAN AREA TRANSIT AUTHORITY

(CIP8024) Future Bus Maint/Overhaul Proj

FY2023 Q1

Initiative Type: Program
 Investment Program: Maintenance/Overhaul
 Investment Category: Bus, Bus Facilities & Paratransit

Mode: Systemwide
 Location: Systemwide

Description

This program supports the development of converting future bus maintenance facilities to meet the needs of maintaining an electric bus fleet. This program also supports future needs related to planning, training and operational support for Zero Emissions Buses.



Expected Outcome

Supports efforts to develop and evaluate potential solutions to emerging needs before committing to larger future investments.

Strategic Drivers

Safety	Security	Reliability/SGR

Overall Status

(Programs are ongoing)

Development & Evaluation	
Implementation & Construction	
Operations Activation	

Budget and Funding (\$ Millions)

FY23 Current Budget	YTD % Budget Expended

FY23 Funding Sources	YTD Expended
Formula	
PRIIA	
Other	
Federal Subtotal	
System Performance	
Reimbursable/Other	
DC Dedicated Funding	
MD Dedicated Funding	
VA Non-Restricted Dedicated Funding	
VA Restricted Dedicated Funding	
Local Subtotal	
Debt	
Net Accruals	
Total FY23 Expenditures	



There are no active contracts associated with this CIP



WASHINGTON METROPOLITAN AREA TRANSIT AUTHORITY

(CIP8025) D&E Bus Maintenance Facility Improvements

FY2023 Q1

Initiative Type: Program
 Investment Program: Maintenance Facilities
 Investment Category: Bus, Bus Facilities & Paratransit

Mode: Bus
 Location: Systemwide

Description

This program provides surveys, studies, engineering, and designs related to new bus maintenance facility needs that may lead to future capital initiatives.



Expected Outcome


Supports efforts to identify rehabilitation or replacement needs of bus maintenance facilities and develop and evaluate potential solutions before committing to investments.

Strategic Drivers

 Safety	 Security	 Reliability/SGR
---	--	---

Overall Status

(Programs are ongoing)

Development & Evaluation	
Implementation & Construction	
Operations Activation	

Budget and Funding (\$ Millions)

FY23 Current Budget	YTD % Budget Expended
\$0.20	131%

FY23 Funding Sources	YTD Expended
Formula	\$0.00
PRIIA	\$0.00
Other	\$0.00
Federal Subtotal	\$0.00
System Performance	\$0.29
Reimbursable/Other	\$0.00
DC Dedicated Funding	\$0.00
MD Dedicated Funding	\$0.00
VA Non-Restricted Dedicated Funding	\$0.00
VA Restricted Dedicated Funding	\$0.00
Local Subtotal	\$0.29
Debt	\$0.00
Net Accruals	(\$0.03)
Total FY23 Expenditures	\$0.26

Notes: All figures are preliminary and unaudited.



WASHINGTON METROPOLITAN AREA TRANSIT AUTHORITY

(CIP8025)

Top 30 Active Contracts by Allocated CIP Value

Contract Number	Vendor	Activity	Contract Value	Allocated CIP Value	Contract Start Date	Contract Expiration Date
FQ10218-18	WSP USA Inc.	ENGINEERING	\$22,049,879	\$277,806	10/6/2017	12/31/2019
FQ19172P	C C Johnson & Malhotra PC	ENGINEERING	\$900,000	\$311,598	10/3/2019	10/3/2024
FQ15191-FY19	Gannett Fleming-Parsons Joint Venture II	ENGINEERING		\$342,999	5/2/2017	6/30/2020



WASHINGTON METROPOLITAN AREA TRANSIT AUTHORITY

(CIP8026) Future Bus Maintenance Facilities

FY2023 Q1

Initiative Type: Program
 Investment Program: Maintenance Facilities
 Investment Category: Bus, Bus Facilities & Paratransit

Mode: Bus
 Location: Systemwide

Description

This program identifies new bus maintenance facility investment needs with the potential to develop into future projects based on outcomes of the development and evaluation process.



Expected Outcome

Identifies potential future investments as developments and evaluation efforts are undertaken to assess alternatives.

Strategic Drivers

Safety	Security	Reliability/SGR

Overall Status

(Programs are ongoing)

Development & Evaluation	
Implementation & Construction	
Operations Activation	

In Q1, Metro has undertaken a feasibility study that would inform the redevelopment of the Western Bus Garage facility at or adjacent to the existing site, in order to streamline operations at the facility, increase bus capacity and facilitate integration of alternative fuels. Metro continues Staff augmentation and consulting services related to conceptual design of garage replacement alternatives.

Budget and Funding (\$ Millions)

FY23 Current Budget	YTD % Budget Expended

FY23 Funding Sources	YTD Expended
Formula	
PRIIA	
Other	
Federal Subtotal	
System Performance	
Reimbursable/Other	
DC Dedicated Funding	
MD Dedicated Funding	
VA Non-Restricted Dedicated Funding	
VA Restricted Dedicated Funding	
Local Subtotal	
Debt	
Net Accruals	
Total FY23 Expenditures	



WASHINGTON METROPOLITAN AREA TRANSIT AUTHORITY

(CIP8026)

Top 30 Active Contracts by Allocated CIP Value

Contract Number	Vendor	Activity	Contract Value	Allocated CIP Value	Contract Start Date	Contract Expiration Date
FQ18033C	WSP USA Inc.	CONSULT	\$70,000,000	\$652,297	8/15/2018	8/15/2023
FQ19172L	Johnson, Mirmiran & Thompson Inc.	ENGINEERING	\$5,800,000	\$888,313	10/3/2019	10/3/2024



WASHINGTON METROPOLITAN AREA TRANSIT AUTHORITY

(CIP8027) D&E Bus Passenger Facility Improvements

FY2023 Q1

Initiative Type: Program
 Investment Program: Passenger Facilities/Systems
 Investment Category: Bus, Bus Facilities & Paratransit

Mode: Bus
 Location: Systemwide

Description

This program provides surveys, studies, engineering, and designs related to bus passenger facilities that may lead to future capital projects or programs.



Expected Outcome

Supports efforts to develop and evaluate potential solutions to emerging rehabilitation or replacement needs of bus passenger facilities before committing to larger investments.

Strategic Drivers

Safety	Security	Reliability/SGR

Overall Status

(Programs are ongoing)

Development & Evaluation	
Implementation & Construction	
Operations Activation	

Budget and Funding (\$ Millions)

FY23 Current Budget	YTD % Budget Expended

FY23 Funding Sources	YTD Expended
Formula	
PRIIA	
Other	
Federal Subtotal	
System Performance	
Reimbursable/Other	
DC Dedicated Funding	
MD Dedicated Funding	
VA Non-Restricted Dedicated Funding	
VA Restricted Dedicated Funding	
Local Subtotal	
Debt	
Net Accruals	
Total FY23 Expenditures	



WASHINGTON METROPOLITAN AREA TRANSIT AUTHORITY

(CIP8027)

Top 30 Active Contracts by Allocated CIP Value

Contract Number	Vendor	Activity	Contract Value	Allocated CIP Value	Contract Start Date	Contract Expiration Date
FQ18033D	Jacobs Engineering Group, Inc.	CONSULT	\$84,500,000	\$282,334	8/21/2018	8/21/2023
FQ15190A	AECOM, USA, INC.	ENGINEERING	\$22,500,000	\$118,796	3/29/2018	3/28/2023
FQ15190A-FY19	AECOM, USA, INC.	ENGINEERING	\$2,000,000	\$280,050	3/22/2019	6/30/2020



WASHINGTON METROPOLITAN AREA TRANSIT AUTHORITY

(CIP8029) D&E Information Technology Improvements

FY2023 Q1

Initiative Type: Program
 Investment Program: IT
 Investment Category: Business & Operations Support

Mode: Systemwide
 Location: Systemwide

Description

This program identifies emerging information technology needs and develops and evaluates potential capital initiatives.



Expected Outcome




Supports efforts to develop and evaluate potential solutions to emerging information technology needs before committing to larger investments.

Strategic Drivers

 Safety	 Security	 Reliability/SGR
---	--	---

Overall Status

(Programs are ongoing)

Development & Evaluation	
Implementation & Construction	
Operations Activation	

This project has encountered delays due to staffing transitions.

Budget and Funding (\$ Millions)

FY23 Current Budget	YTD % Budget Expended
\$18.69	2%

FY23 Funding Sources	YTD Expended
Formula	\$0.00
PRIIA	\$0.00
Other	\$0.00
Federal Subtotal	\$0.00
System Performance	\$0.33
Reimbursable/Other	\$0.00
DC Dedicated Funding	\$0.00
MD Dedicated Funding	\$0.00
VA Non-Restricted Dedicated Funding	\$0.00
VA Restricted Dedicated Funding	\$0.00
Local Subtotal	\$0.33
Debt	\$0.00
Net Accruals	(\$0.04)
Total FY23 Expenditures	\$0.29



WASHINGTON METROPOLITAN AREA TRANSIT AUTHORITY

(CIP8029)

Top 30 Active Contracts by Allocated CIP Value

Contract Number	Vendor	Activity	Contract Value	Allocated CIP Value	Contract Start Date	Contract Expiration Date
CQ19104	Dell Marketing LP	IT_HARDWARE_OTH	\$90,000,000	\$36,135	7/23/2019	7/22/2022
F20101_SS_A	Digital Mobile Innovation LLC	CONSULT	\$42,628,459	\$812,937	4/1/2021	3/31/2024
CQ19211	Everbridge Inc	IT_SOFTWARE_OTH	\$2,278,435	\$56,696	6/26/2019	9/27/2023
CIT01211099-1	Annuk Incorporated	IT_SOFTWARE_OTH	\$1,841,443	\$2,383,436	1/15/2020	1/14/2023
CIT01222223	Insight Public Sector, Inc.	CONSULT	\$784,200	\$784,200	5/31/2022	4/30/2023
CIT01211229	CAS Severn Inc	IT_SOFTWARE_OTH	\$743,193	\$36,000	6/22/2021	12/4/2023
FQ18100	Vivsoft Technologies LLC	CONSULT	\$641,520	\$641,520	10/1/2018	9/30/2021
CIT01222220-COOP	Carahsoft Technology Corp	IT_SOFTWARE_OTH	\$534,434	\$534,434	4/8/2022	4/30/2023
CIT01211138	Insight Public Sector, Inc.	CONSULT	\$511,912	\$511,912	6/22/2021	4/30/2023
CQ19009	Optiv Security Inc.	IT_SOFTWARE_OTH	\$439,504	\$187,739	3/29/2019	10/28/2022
CIT01222216	Annuk Incorporated	IT_SOFTWARE_OTH	\$247,074	\$184,608	5/1/2022	2/28/2023
CATS20101	Ignyte Group	CONSULT	\$243,648	\$243,648	8/30/2022	8/30/2023
CIT01222076	Novacoast Federal Inc	IT_HARDWARE_OTH	\$202,496	\$202,496	1/27/2022	1/26/2023
CATS20101-22ND	22nd Century Technologies Inc	CONSULT	\$153,120	\$153,120	8/30/2022	8/30/2023
FQ15124_PO W	Powersolv Inc	CONSULT	\$0	\$42,456	4/14/2016	4/30/2020
FQ15124_SYA	American CyberSystems Inc	CONSULT	\$0	\$137,894	4/14/2016	4/30/2021
FQ15124_SIR C*	Software Information Resource Corporatio	CONSULT	\$0	\$159,939	4/13/2016	4/30/2021
FQ15124_ADS	Advanced Digital Systems, Inc.	CONSULT	\$0	\$145,766	4/14/2016	4/30/2021
FQ15124_LIM	Limbic Systems Inc	CONSULT	\$0	\$165,000	4/14/2016	4/30/2020
FQ15124_SFA	Susan Fitzgerald & Associates, Inc.	CONSULT	\$0	\$206,086	4/14/2016	4/30/2021



WASHINGTON METROPOLITAN AREA TRANSIT AUTHORITY

(CIP8030) Future Information Technology Projects

FY2023 Q1

Initiative Type: Program
 Investment Program: IT
 Investment Category: Business & Operations Support

Mode: Systemwide
 Location: Systemwide

Description

This program identifies new information technology investments needs with the potential to develop into future projects based on outcomes of the development and evaluation process.



Expected Outcome

Identifies potential future investments as developments and evaluation efforts are undertaken to assess alternatives.

Strategic Drivers



Overall Status

(Programs are ongoing)

Development & Evaluation	
Implementation & Construction	
Operations Activation	

Metro is improving the Public Participation Management System. A contract is anticipated to be awarded in Q2 FY2023.

Budget and Funding (\$ Millions)

FY23 Current Budget	YTD % Budget Expended
\$1.46	0%

FY23 Funding Sources	YTD Expended
Formula	\$0.00
PRIIA	\$0.00
Other	\$0.00
Federal Subtotal	\$0.00
System Performance	\$0.00
Reimbursable/Other	\$0.00
DC Dedicated Funding	\$0.00
MD Dedicated Funding	\$0.00
VA Non-Restricted Dedicated Funding	\$0.00
VA Restricted Dedicated Funding	\$0.00
Local Subtotal	\$0.00
Debt	\$0.00
Net Accruals	\$0.00
Total FY23 Expenditures	\$0.00



There are no active contracts associated with this CIP



WASHINGTON METROPOLITAN AREA TRANSIT AUTHORITY

(CIP8031) D&E Metro Transit Police Improvements

FY2023 Q1

Initiative Type: Program
 Investment Program:
 Investment Category: Business & Operations Support

Mode: Systemwide
 Location:

Description

This program supports the development and evaluation of new potential Metro Transit Police initiatives.



Expected Outcome

Supports efforts to develop and evaluate potential solutions to emerging needs before committing to larger investments.

Strategic Drivers

 Safety	 Security	 Reliability/SGR
---	--	---

Overall Status

(Programs are ongoing)

Development & Evaluation	
Implementation & Construction	
Operations Activation	

No activity under this CIP in Q1 FY2023.

Budget and Funding (\$ Millions)

FY23 Current Budget	YTD % Budget Expended

FY23 Funding Sources	YTD Expended
Formula	
PRIIA	
Other	
Federal Subtotal	
System Performance	
Reimbursable/Other	
DC Dedicated Funding	
MD Dedicated Funding	
VA Non-Restricted Dedicated Funding	
VA Restricted Dedicated Funding	
Local Subtotal	
Debt	
Net Accruals	
Total FY23 Expenditures	



WASHINGTON METROPOLITAN AREA TRANSIT AUTHORITY

(CIP8031) Top 30 Active Contracts by Allocated CIP Value

Contract Number	Vendor	Activity	Contract Value	Allocated CIP Value	Contract Start Date	Contract Expiration Date
FQ10218-18	WSP USA Inc.	ENGINEERING	\$21,772,073	\$314,207	10/6/2017	12/31/2019



WASHINGTON METROPOLITAN AREA TRANSIT AUTHORITY

(CIP8032) Future Metro Transit Police Projects

FY2023 Q1

Initiative Type: Program
 Investment Program: MTPD
 Investment Category: Business & Operations Support

Mode: Systemwide
 Location: Systemwide

Description

This program identifies new Metro Transit Police investment needs with the potential to develop into future projects based on outcomes of the development and evaluation process.



Expected Outcome

Identifies potential future investments as developments and evaluation efforts are undertaken to assess alternatives.

Strategic Drivers

Safety	Security	Reliability/SGR

Overall Status

(Programs are ongoing)

Development & Evaluation	
Implementation & Construction	●
Operations Activation	

Budget and Funding (\$ Millions)

FY23 Current Budget	YTD % Budget Expended

FY23 Funding Sources	YTD Expended
Formula	
PRIIA	
Other	
Federal Subtotal	
System Performance	
Reimbursable/Other	
DC Dedicated Funding	
MD Dedicated Funding	
VA Non-Restricted Dedicated Funding	
VA Restricted Dedicated Funding	
Local Subtotal	
Debt	
Net Accruals	
Total FY23 Expenditures	



There are no active contracts associated with this CIP



WASHINGTON METROPOLITAN AREA TRANSIT AUTHORITY

(CIP8033) D&E Support Equipment Improvements

FY2023 Q1

Initiative Type: Program
 Investment Program: Support Equipment/Services
 Investment Category: Business & Operations Support

Mode: Systemwide
 Location: Systemwide

Description

This program evaluates the purchase of equipment, services, and systems.



Expected Outcome

Supports efforts to develop and evaluate potential solutions to emerging needs before committing to larger investments.

Strategic Drivers

 Safety	 Security	 Reliability/SGR
---	--	---

Overall Status

(Programs are ongoing)

Development & Evaluation	
Implementation & Construction	
Operations Activation	

Budget and Funding (\$ Millions)

FY23 Current Budget	YTD % Budget Expended

FY23 Funding Sources	YTD Expended
Formula	
PRIIA	
Other	
Federal Subtotal	
System Performance	
Reimbursable/Other	
DC Dedicated Funding	
MD Dedicated Funding	
VA Non-Restricted Dedicated Funding	
VA Restricted Dedicated Funding	
Local Subtotal	
Debt	
Net Accruals	
Total FY23 Expenditures	



WASHINGTON METROPOLITAN AREA TRANSIT AUTHORITY

(CIP8033)

Top 30 Active Contracts by Allocated CIP Value

Contract Number	Vendor	Activity	Contract Value	Allocated CIP Value	Contract Start Date	Contract Expiration Date
FQ18033C	WSP USA Inc.	CONSULT	\$70,000,000	\$147,190	8/15/2018	8/15/2023
FQ10218-18	WSP USA Inc.	ENGINEERING	\$21,457,866	\$1,189,525	10/6/2017	12/31/2019
CQ19207	Insight Public Sector, Inc.	CONSULT	\$421,600	\$421,600	5/13/2019	4/30/2021



WASHINGTON METROPOLITAN AREA TRANSIT AUTHORITY

(CIP8034) Future Support Equipment Projects

FY2023 Q1

Initiative Type: Program
 Investment Program: Support Equipment/Services
 Investment Category: Business & Operations Support

Mode: Systemwide
 Location: Systemwide

Description

This program identifies new equipment and services investment needs with the potential to develop into future projects based on outcomes of the development and evaluation process.



Expected Outcome

Identifies potential future investments as development and evaluation efforts are undertaken to assess alternatives.

Strategic Drivers

 Safety	 Security	 Reliability/SGR
---	--	---

Overall Status

(Programs are ongoing)

Development & Evaluation	●
Implementation & Construction	●
Operations Activation	

Metro anticipates obtaining services by Q3 FY2023.

Budget and Funding (\$ Millions)

FY23 Current Budget	YTD % Budget Expended
\$0.50	0%

FY23 Funding Sources	YTD Expended
Formula	\$0.00
PRIIA	\$0.00
Other	\$0.00
Federal Subtotal	\$0.00
System Performance	\$0.00
Reimbursable/Other	\$0.00
DC Dedicated Funding	\$0.00
MD Dedicated Funding	\$0.00
VA Non-Restricted Dedicated Funding	\$0.00
VA Restricted Dedicated Funding	\$0.00
Local Subtotal	\$0.00
Debt	\$0.00
Net Accruals	\$0.00
Total FY23 Expenditures	\$0.00



There are no active contracts associated with this CIP



WASHINGTON METROPOLITAN AREA TRANSIT AUTHORITY

(CRB0005) Planning Support for the District of Columbia

FY2023 Q1

Initiative Type: Program
 Investment Program: Support Equipment/Services
 Investment Category: Business & Operations Support

Mode: Systemwide
 Location: District of Columbia

Description

This program facilitates planning and design of potential future transit projects and transit oriented development efforts which create pedestrian-oriented, mixed-use communities centered around Metro stations. This also includes other projects that are of priority interest to Metro and the District of Columbia.



Expected Outcome

Facilitates improvements in station circulation, station access, regional transportation planning, and joint development activities that are of mutual interest to Metro and the District of Columbia.

Strategic Drivers

 Safety	 Security	 Reliability/SGR
---	--	---

Overall Status

(Programs are ongoing)

Development & Evaluation	
Implementation & Construction	●
Operations Activation	

Metro is planning for Transit Oriented Development at Anacostia, Potomac Ave, Deanwood, Friendship Heights, Brookland and Fort Totten. In Q1, development and evaluation of station improvements are ongoing for Navy Yard, Cleveland Park, and Brookland. Metro is continuing Development and Evaluation (D&E) studies related to capacity and safety improvements at the Navy Yard, Cleveland Park and Brookland Metrorail stations. D&E studies are planned for station improvements at Farragut West and customer experience enhancements at various bus transfer points in DC.

Budget and Funding (\$ Millions)

FY23 Current Budget	YTD % Budget Expended
\$1.09	87%

FY23 Funding Sources	YTD Expended
Formula	\$0.00
PRIIA	\$0.00
Other	\$0.00
Federal Subtotal	\$0.00
System Performance	\$0.00
Reimbursable/Other	\$0.93
DC Dedicated Funding	\$0.00
MD Dedicated Funding	\$0.00
VA Non-Restricted Dedicated Funding	\$0.00
VA Restricted Dedicated Funding	\$0.00
Local Subtotal	\$0.93
Debt	\$0.00
Net Accruals	\$0.02
Total FY23 Expenditures	\$0.95

Notes: All figures are preliminary and unaudited.



WASHINGTON METROPOLITAN AREA TRANSIT AUTHORITY

(CRB0005)

Top 30 Active Contracts by Allocated CIP Value

Contract Number	Vendor	Activity	Contract Value	Allocated CIP Value	Contract Start Date	Contract Expiration Date
FQ18033C	WSP USA Inc.	PLANNING	\$60,000,000	\$200,000	8/15/2018	8/15/2023
FQ15190A	AECOM, USA, INC.	CONSULT	\$22,500,000	\$294,255	3/29/2018	3/28/2023
FQ15190D	WSP USA Inc.	CONSULT	\$5,000,000	\$529,052	3/29/2018	3/28/2023
FQ15005C	VHB - Vanasse Hangen Brustlin, Inc.	CONSULT	\$2,865,831	\$175,316	6/5/2015	5/31/2020
CQ19089-A	HR&A Advisors Inc	PLANNING	\$297,409	\$297,409	4/28/2019	7/31/2020
FQ15190C	Parsons Transportation Group Inc	CONSULT	\$0	\$30,642	3/29/2018	3/28/2023
CQ19089-H	HR&A Advisors Inc	PLANNING	\$0	\$706,184	4/9/2019	2/5/2023



WASHINGTON METROPOLITAN AREA TRANSIT AUTHORITY

(CRB0009) Planning Support for Maryland Jurisdictions

FY2023 Q1

Initiative Type: Program
 Investment Program: Support Equipment/Services
 Investment Category: Business & Operations Support

Mode: Systemwide
 Location: State of Maryland

Description

This program facilitates planning and design of potential future transit projects and transit oriented development efforts which create pedestrian-oriented, mixed-use communities centered around Metro stations. This also includes other projects that are of priority interest to Metro and the Maryland jurisdictions.



Expected Outcome

Facilitates improvements in station circulation, station access, regional transportation planning, and joint development activities that are of mutual interest to Metro and the Maryland jurisdictions.

Strategic Drivers

 Safety	 Security	 Reliability/SGR
---	--	---

Overall Status

(Programs are ongoing)

Development & Evaluation	
Implementation & Construction	●
Operations Activation	

Metro is planning for Transit Oriented Development at Wheaton, Greenbelt, Friendship Heights, Forest Glen, Morgan Boulevard, Suitland, and Rockville. In Q1, development and evaluation of station improvements are ongoing at Bethesda and Twinbrook. Metro is continuing Development & Evaluation studies for safety and capacity improvements at the Bethesda and Twinbrook stations. A D&E study is planned for the Turnback Pocket Track.

Budget and Funding (\$ Millions)

FY23 Current Budget	YTD % Budget Expended
\$0.94	13%

FY23 Funding Sources	YTD Expended
Formula	\$0.00
PRIIA	\$0.00
Other	\$0.00
Federal Subtotal	\$0.00
System Performance	\$0.00
Reimbursable/Other	\$0.30
DC Dedicated Funding	\$0.00
MD Dedicated Funding	\$0.00
VA Non-Restricted Dedicated Funding	\$0.00
VA Restricted Dedicated Funding	\$0.00
Local Subtotal	\$0.30
Debt	\$0.00
Net Accruals	(\$0.18)
Total FY23 Expenditures	\$0.12

Notes: All figures are preliminary and unaudited.



WASHINGTON METROPOLITAN AREA TRANSIT AUTHORITY

(CRB0009)

Top 30 Active Contracts by Allocated CIP Value

Contract Number	Vendor	Activity	Contract Value	Allocated CIP Value	Contract Start Date	Contract Expiration Date
FQ18033C	WSP USA Inc.	PLANNING	\$50,000,000	\$500,000	8/15/2018	8/15/2023
FQ15190A	AECOM, USA, INC.	CONSULT	\$22,500,000	\$122,287	3/29/2018	3/28/2023
FQ18110	CHK America Inc	3RD_PARTY	\$14,443,906	\$36,330	4/12/2018	4/11/2023
FQ10065-FY18	AECOM, USA, INC.	PLANNING	\$7,000,000	\$488,065	9/20/2016	12/30/2019
FQ15005C	VHB - Vanasse Hangen Brustlin, Inc.	PLANNING	\$1,883,842	\$225,000	6/5/2015	5/31/2020
CQ19089-H	HR&A Advisors Inc	PLANNING	\$0	\$59,600	4/9/2019	2/5/2023
FQ15190B	HNTB Corporation	CONSULT	\$0	\$535,658	3/29/2018	3/28/2023
FQ15190C	Parsons Transportation Group Inc	CONSULT	\$0	\$563,672	3/29/2018	3/28/2023



WASHINGTON METROPOLITAN AREA TRANSIT AUTHORITY

(CRB0013) Potomac Yard Station Construction

FY2023 Q1

Initiative Type: Project
 Investment Program: Platforms & Structures
 Investment Category: Stations and Passenger Facilities

Mode: Rail
 Location: Commonwealth of Virginia

Description

The project supports the design and construction of a new Metrorail station on the Yellow and Blue Lines between the existing Braddock Road and Ronald Reagan Washington National Airport Stations. This project is a partnership between Metro and the City of Alexandria, which is funding the new station.



Expected Outcome

Increases access to Metrorail in the City of Alexandria, accommodating economic development, reduced vehicle traffic, and improved quality of life in the City of Alexandria and the surrounding community.

Strategic Drivers



Overall Status

Development & Evaluation	
Implementation & Construction	●
Operations Activation	●

Construction is currently ongoing for the South pavilion entrance, station escalators and elevators, electrical and communications systems, double crossover, retaining wall, and metal roof. In Q1 FY2023, work began to connect the new tracks to “tie in” the station to the system and ensure proper signal integration.

Budget and Funding (\$ Millions)

FY23 Current Budget	YTD % Budget Expended
\$32.21	78%

FY23 Funding Sources	YTD Expended
Formula	\$0.00
PRIIA	\$0.00
Other	\$0.00
Federal Subtotal	\$0.00
System Performance	\$0.00
Reimbursable/Other	\$20.50
DC Dedicated Funding	\$0.00
MD Dedicated Funding	\$0.00
VA Non-Restricted Dedicated Funding	\$0.00
VA Restricted Dedicated Funding	\$0.00
Local Subtotal	\$20.50
Debt	\$0.00
Net Accruals	\$4.75
Total FY23 Expenditures	\$25.25

Notes: All figures are preliminary and unaudited.



WASHINGTON METROPOLITAN AREA TRANSIT AUTHORITY

(CRB0013)

Top 30 Active Contracts by Allocated CIP Value

Contract Number	Vendor	Activity	Contract Value	Allocated CIP Value	Contract Start Date	Contract Expiration Date
FQ16146	Potomac Yard Constructors	DESIGN_BUILD	\$280,241,538	\$16,544,118	9/11/2018	6/30/2023
FQ18033G	Gannett Fleming Engineers and Architects	CONSULT	\$96,700,000	\$7,311,707	8/23/2018	8/23/2023
CQ19104	Dell Marketing LP	IT_HARDWARE_OTH	\$90,000,000	\$81,537	7/23/2019	7/22/2022
FQ18033F	DHA/RK&K Joint Venture	CONSULT	\$80,700,000	\$200,000	8/16/2018	8/16/2023
FQ15192-FY18	Mott MacDonald I&E, LLC	CONSULT	\$75,000,000	\$150,000	3/8/2017	12/31/2019
FQ18033C	WSP USA Inc.	CONSULT	\$70,322,000	\$322,698	8/15/2018	8/15/2023
FQ18033B	HNTB Corporation	ENGINEERING	\$67,141,893	\$107,095	8/2/2018	8/2/2023
FQ15191-FY19	Gannett Fleming-Parsons Joint Venture II	CONSULT	\$64,000,000	\$409,393	5/2/2017	6/30/2020
FQ15192-FY20	Mott MacDonald I&E, LLC	ENGINEERING	\$46,000,000	\$159,720	7/18/2019	8/1/2021
FQ18033I	AECOM-STV JV	CONSULT	\$22,500,000	\$658,002	7/1/2018	6/30/2025
C20147	K&J Consulting Services Inc	CONSULT	\$19,773,890	\$120,000	9/30/2020	10/31/2025
C20113	Transportation Management Service Inc	3RD_PARTY	\$15,489,859	\$2,473,828	5/22/2020	5/21/2023
FQ18110	CHK America Inc	3RD_PARTY	\$14,443,906	\$27,248	4/12/2018	4/11/2023
C20088B	Yankee Line Transportation Management	3RD_PARTY	\$7,316,153	\$116,344	6/6/2020	2/2/2023
CCSCM211074	Sharp And Company	3RD_PARTY	\$4,868,000	\$1,198,588	5/17/2021	5/17/2023
CQ15052	ARINC Incorporated	CONSULT	\$3,522,520	\$497,845	3/31/2015	10/31/2021
FQ15191-FY18	Gannett Fleming-Parsons Joint Venture II	CONSULT		\$682,715	2/11/2017	3/31/2020



WASHINGTON METROPOLITAN AREA TRANSIT AUTHORITY

(CRB0018) Planning Support for Virginia Jurisdictions

FY2023 Q1

Initiative Type: Program
 Investment Program: Support Equipment/Services
 Investment Category: Business & Operations Support

Mode: Systemwide
 Location: Commonwealth of Virginia

Description

This program facilitates planning and design of potential future transit projects and transit oriented development efforts which create pedestrian-oriented, mixed-use communities centered around Metro stations. This also includes other projects that are of priority interest to Metro and the Virginia jurisdictions.



Expected Outcome

Facilitates improvements in station circulation, station access, regional transportation planning, and joint development activities that are of mutual interest to Metro and the Virginia jurisdictions.

Strategic Drivers

 Safety	 Security	 Reliability/SGR
---	--	---

Overall Status

(Programs are ongoing)

Development & Evaluation	
Implementation & Construction	●
Operations Activation	

Development and evaluation of station improvements at Rosslyn and Pentagon stations is ongoing. Metro is planning new studies for Pentagon City and bus stations in Virginia.

Budget and Funding (\$ Millions)

FY23 Current Budget	YTD % Budget Expended
\$1.08	25%

FY23 Funding Sources	YTD Expended
Formula	\$0.00
PRIIA	\$0.00
Other	\$0.00
Federal Subtotal	\$0.00
System Performance	\$0.00
Reimbursable/Other	\$0.28
DC Dedicated Funding	\$0.00
MD Dedicated Funding	\$0.00
VA Non-Restricted Dedicated Funding	\$0.00
VA Restricted Dedicated Funding	\$0.00
Local Subtotal	\$0.28
Debt	\$0.00
Net Accruals	(\$0.01)
Total FY23 Expenditures	\$0.27



WASHINGTON METROPOLITAN AREA TRANSIT AUTHORITY

(CRB0018)

Top 30 Active Contracts by Allocated CIP Value

Contract Number	Vendor	Activity	Contract Value	Allocated CIP Value	Contract Start Date	Contract Expiration Date
FQ18033C	WSP USA Inc.	PLANNING	\$60,000,000	\$300,000	8/15/2018	8/15/2023
FQ18110	CHK America Inc	3RD_PARTY	\$14,443,906	\$54,495	4/12/2018	4/11/2023
FQ15190D	WSP USA Inc.	CONSULT	\$5,000,000	\$543,522	3/29/2018	3/28/2023
FQ15190A-FY19	AECOM, USA, INC.	PLANNING	\$1,000,000	\$76,176	3/22/2019	6/30/2020
FQ15190C	Parsons Transportation Group Inc	CONSULT	\$0	\$30,641	3/29/2018	3/28/2023
CQ19089-H	HR&A Advisors Inc	PLANNING	\$0	\$403,471	4/9/2019	2/5/2023
FQ15190B	HNTB Corporation	CONSULT	\$0	\$587,704	3/29/2018	3/28/2023



WASHINGTON METROPOLITAN AREA TRANSIT AUTHORITY

(CRB0019_19) Silver Line Phase 1 Railcars

FY2023 Q1

Initiative Type: Project
 Investment Program: Acquisition
 Investment Category: Railcar and Railcar Facilities

Mode: Rail
 Location: Systemwide

Description

This project acquires 64 new 7000 series railcars for phase 1 construction of the Silver Line. The railcars are funded by the Metropolitan Washington Airports Authority.



Expected Outcome

Provides additional railcars necessary for the phase 1 portion of the new Silver Line rail service. All railcars have been received.

Strategic Drivers

 Safety	 Security	 Reliability/SGR
---	--	---

Overall Status

Development & Evaluation	
Implementation & Construction	
Operations Activation	

Delivery and acceptance of as-built drawings, as well as warranty and milestone payments continue to be been delayed to FY2023 due to the 7000-Seres derailment and investigation.

Budget and Funding (\$ Millions)

FY23 Current Budget	YTD % Budget Expended
\$5.48	0%

FY23 Funding Sources	YTD Expended
Formula	\$0.00
PRIIA	\$0.00
Other	\$0.00
Federal Subtotal	\$0.00
System Performance	\$0.00
Reimbursable/Other	\$0.00
DC Dedicated Funding	\$0.00
MD Dedicated Funding	\$0.00
VA Non-Restricted Dedicated Funding	\$0.00
VA Restricted Dedicated Funding	\$0.00
Local Subtotal	\$0.00
Debt	\$0.00
Net Accruals	\$0.00
Total FY23 Expenditures	\$0.00



There are no active contracts associated with this CIP



WASHINGTON METROPOLITAN AREA TRANSIT AUTHORITY

(CRB0020) Silver Line Phase 2 Construction Support

FY2023 Q1

Initiative Type: Project
 Investment Program: Platforms & Structures
 Investment Category: Stations and Passenger Facilities

Mode: Rail
 Location: Commonwealth of Virginia

Description

This project supports Phase 2 construction, integration, and infrastructure improvements for the Silver Line extension of six stations. This project is managed and funded by the Metropolitan Washington Airports Authority



Expected Outcome

Provides rail customers a direct connection to Dulles International Airport and better access to rail service for residents, visitors, and businesses in Western Fairfax County and Loudoun County.

Strategic Drivers



Overall Status

Development & Evaluation	
Implementation & Construction	
Operations Activation	

Signage, graphics, and art installation, as well as the purchasing of non-revenue vehicles and railyard shop equipment are ongoing. Consulting and engineering work are concluding. Final acceptance testing for AFC equipment is has been completed. The six new stations are anticipated to open for passenger service in FY2023.

Budget and Funding (\$ Millions)

FY23 Current Budget	YTD % Budget Expended
\$3.37	174%

FY23 Funding Sources	YTD Expended
Formula	\$0.00
PRIIA	\$0.00
Other	\$0.00
Federal Subtotal	\$0.00
System Performance	\$0.00
Reimbursable/Other	\$5.55
DC Dedicated Funding	\$0.00
MD Dedicated Funding	\$0.00
VA Non-Restricted Dedicated Funding	\$0.00
VA Restricted Dedicated Funding	\$0.00
Local Subtotal	\$5.55
Debt	\$0.00
Net Accruals	\$0.30
Total FY23 Expenditures	\$5.85

Notes: All figures are preliminary and unaudited.



WASHINGTON METROPOLITAN AREA TRANSIT AUTHORITY

(CRB0020)

Top 30 Active Contracts by Allocated CIP Value

Contract Number	Vendor	Activity	Contract Value	Allocated CIP Value	Contract Start Date	Contract Expiration Date
RC7000	Kawasaki Rail Car Inc	RAILCARS	\$1,531,608,945	\$105,106,637	10/8/2010	8/15/2019
CQ19104	Dell Marketing LP	EQUIPMENT	\$194,300,000	\$16,140	7/23/2019	7/22/2023
FQ15191-FY18	Gannett Fleming-Parsons Joint Venture II	DESIGN	\$100,000,000	\$361,316	2/11/2017	3/31/2020
FQ18033G	Gannett Fleming Engineers and Architects	CONSULT	\$96,700,000	\$49,728	8/23/2018	8/23/2023
FQ18033D	Jacobs Engineering Group, Inc.	CONSULT	\$86,900,000	\$366,466	8/21/2018	8/21/2023
FQ15191-FY19	Gannett Fleming-Parsons Joint Venture II	CONSULT	\$75,000,000	\$1,377,165	5/2/2017	12/31/2021
FQ15192-FY18	Mott MacDonald I&E, LLC	CONSULT	\$70,000,000	\$16,955,023	3/8/2017	12/31/2019
FQ15191-FY17R	Gannett Fleming-Parsons Joint Venture II	CONSULT	\$40,000,000	\$19,012	7/1/2016	7/31/2020
FQ15192-FY17	Mott MacDonald I&E, LLC	CONSULT	\$40,000,000	\$2,808,297	7/8/2016	3/31/2020
FQ15192-FY20	Mott MacDonald I&E, LLC	CONSULT	\$24,650,902	\$309,534	7/18/2019	6/30/2020
C20147	K&J Consulting Services Inc	CONSULT	\$19,773,890	\$800,000	9/30/2020	10/31/2025
FQ18098	Clark Construction Group, LLC	CONSTRUCTION	\$13,756,531	\$14,651	11/7/2019	12/31/2020
FQ18056	Cubic Transportation Systems Inc.	AFC_EQUIPMENT	\$13,586,538	\$2,260,936	6/14/2018	12/13/2020
FQ18110	CHK America Inc	DESIGN	\$12,031,487	\$83,498	4/12/2018	4/11/2022
C20113	Transportation Management Service Inc	CONSULT	\$10,784,752	\$70,247	5/22/2020	5/21/2022
CQ19177C_RE V1	Los Alamos Technical Associates Inc	CONSULT	\$8,414,755	\$765,370	5/13/2019	5/12/2023
CQ19177E	Susan Fitzgerald & Associates, Inc.	CONSULT	\$5,426,912	\$208,498	5/13/2019	5/12/2021
FQ18185	Schneider Electric Critical Systems, Inc	EQUIP_MATL	\$5,383,924	\$707,671	6/29/2018	6/30/2021
FDULS211272	Mott MacDonald I&E, LLC	CONSULT	\$4,133,951	\$4,133,950	8/6/2021	11/30/2022
FQ19215	ARINC Incorporated	CONSULT	\$2,676,892	\$204,250	10/17/2019	4/29/2022
CQ18048A	A-Connection, Inc.	EQUIPMENT	\$1,709,354	\$233,594	4/1/2018	3/31/2021
FQ19039/SDM	George W Allen Company Inc	EQUIP_MATL	\$1,308,702	\$43,000	7/3/2019	3/31/2022
C20099	CDW Direct LLC CDW Direct	EQUIP_MATL	\$1,240,405	\$80,904	6/30/2020	6/30/2021
C20056	Criswell Chevrolet	VEHICLES_RAIL	\$1,088,927	\$1,088,927	2/12/2020	2/11/2021
C20061	Lindsay Ford LLC	VEHICLES_RAIL	\$739,200	\$739,200	3/17/2020	12/31/2020
FQ15038	Cliff Garten and Associates Inc	DESIGN	\$720,000	\$250,000	5/7/2018	5/7/2021
FSVMT211055-ACM-A	Criswell Chevrolet	VEHICLES_RAIL	\$620,384	\$620,384	4/7/2021	4/4/2022
C20025A	Western Star Trucks of Delmarva, LLC	VEHICLES_RAIL	\$438,498	\$438,498	3/12/2020	1/15/2021
FQ19259	Eastern Lift Truck Company Inc	VEHICLES_RAIL	\$390,540	\$390,540	6/3/2020	12/31/2021
FSVMT211055-ACM (B)	Brian Hoskins Ford	VEHICLES_RAIL	\$352,760	\$352,760	3/23/2021	3/22/2022
FIT01222091	Business Marketers Group Inc	EQUIP_MATL	\$349,360	\$349,360	1/20/2022	7/23/2022

Notes: All figures are preliminary and unaudited.



WASHINGTON METROPOLITAN AREA TRANSIT AUTHORITY

Contract Number	Vendor	Activity	Contract Value	Allocated CIP Value	Contract Start Date	Contract Expiration Date
FQ15037	Brad J Goldberg Inc	DESIGN	\$290,000	\$278,602	3/10/2017	12/31/2020
FQ15040	Haddad Drugan, LLC	DESIGN	\$250,000	\$250,000	9/20/2017	9/19/2020
C20025	K Neal International Trucks Inc	VEHICLES_RAIL	\$243,300	\$243,300	3/12/2020	1/15/2021
FDULS222141	DeSimone Consulting Engineers	CONSULT	\$123,500	\$123,500	4/25/2022	4/24/2027
FQ15124_22ND* D*	22nd Century Technologies Inc	CONSULT	\$0	\$42,800	4/13/2016	4/30/2021
FQ15124_SIR* C*	Software Information Resource Corporatio	CONSULT	\$0	\$119,980	4/13/2016	4/30/2021
FQ15124_CW	CW Professional Services LLC	CONSULT	\$0	\$173,631	4/13/2016	4/30/2020
FQ15124_PO* W	Powersolv Inc	CONSULT	\$0	\$169,210	4/14/2016	4/30/2021
FQ15124_NFF	Networking for Future, Inc. (NFF, Inc.)	CONSULT	\$0	\$245,842	4/14/2016	4/30/2021
FQ15124_SFA	Susan Fitzgerald & Associates, Inc.	CONSULT	\$0	\$1,051,594	4/14/2016	4/30/2021



WASHINGTON METROPOLITAN AREA TRANSIT AUTHORITY

(CRB0020_01) Silver Line Phase 2 Railcars

FY2023 Q1

Initiative Type: Project
 Investment Program: Acquisition
 Investment Category: Railcar and Railcar Facilities

Mode: Rail
 Location: Systemwide

Description

This project acquires 64 new 7000 series railcars for phase 2 construction of the Silver Line. The railcars are funded by the Metropolitan Washington Airports Authority.



Expected Outcome

Provides additional railcars necessary for the phase 2 portion of the new Silver Line rail service. All railcars have been received.

Strategic Drivers

 Safety	 Security	 Reliability/SGR
---	--	---

Overall Status

Development & Evaluation	
Implementation & Construction	●
Operations Activation	

Budget and Funding (\$ Millions)

FY23 Current Budget	YTD % Budget Expended
\$1.20	0%

FY23 Funding Sources	YTD Expended
Formula	\$0.00
PRIIA	\$0.00
Other	\$0.00
Federal Subtotal	\$0.00
System Performance	\$0.00
Reimbursable/Other	\$0.00
DC Dedicated Funding	\$0.00
MD Dedicated Funding	\$0.00
VA Non-Restricted Dedicated Funding	\$0.00
VA Restricted Dedicated Funding	\$0.00
Local Subtotal	\$0.00
Debt	\$0.00
Net Accruals	\$0.00
Total FY23 Expenditures	\$0.00

Notes: All figures are preliminary and unaudited.



There are no active contracts associated with this CIP



WASHINGTON METROPOLITAN AREA TRANSIT AUTHORITY

(CRB0127) Purple Line Construction Support

FY2023 Q1

Initiative Type: Project
 Investment Program: Platforms & Structures
 Investment Category: Stations and Passenger Facilities

Mode: Rail
 Location: Maryland

Description

This project supports the Purple Line, a 16-mile light rail transit line extending from Bethesda to New Carrollton. The Maryland Transit Administration (MTA) is managing and funding the development of the line which will connect to four Metrorail stations: Bethesda, Silver Spring, College Park, and New Carrollton. This project includes design and engineering support to integrate Metro facilities with the Purple Line and a new entrance into the South Mezzanine at Bethesda Station.



Expected Outcome

Supports future multi-modal connections that will increase transit access in the region. Increases passengers flexibility and convenience.

Strategic Drivers

Safety	Security	Reliability/SGR

Overall Status

Development & Evaluation	
Implementation & Construction	
Operations Activation	

MTA recently approved a new contractor to construct and operate the Purple line and the schedule is being reviewed. Bridging documents to bring Bethesda design up to 30% by consultants was awarded and Metro is preparing a staff augmentation to review. Inspection support is ongoing.

Budget and Funding (\$ Millions)

FY23 Current Budget	YTD % Budget Expended
\$4.71	18%

FY23 Funding Sources	YTD Expended
Formula	\$0.00
PRIIA	\$0.00
Other	\$0.00
Federal Subtotal	\$0.00
System Performance	\$0.00
Reimbursable/Other	\$1.02
DC Dedicated Funding	\$0.00
MD Dedicated Funding	\$0.00
VA Non-Restricted Dedicated Funding	\$0.00
VA Restricted Dedicated Funding	\$0.00
Local Subtotal	\$1.02
Debt	\$0.00
Net Accruals	(\$0.18)
Total FY23 Expenditures	\$0.84



WASHINGTON METROPOLITAN AREA TRANSIT AUTHORITY

(CRB0127)

Top 30 Active Contracts by Allocated CIP Value

Contract Number	Vendor	Activity	Contract Value	Allocated CIP Value	Contract Start Date	Contract Expiration Date
FQ18033G	Gannett Fleming Engineers and Architects	ENGINEERING	\$90,800,000	\$803,411	8/23/2018	8/23/2023
CQ19104	Dell Marketing LP	IT_HARDWARE_OTH	\$35,000,000	\$23,205	7/23/2019	7/22/2022
C20147	K&J Consulting Services Inc	CONSTRUCTION	\$19,773,890	\$45,000	9/30/2020	10/31/2025
FQ18110	CHK America Inc	3RD_PARTY	\$14,443,906	\$18,165	4/12/2018	4/11/2023
CCSCM211074	Sharp And Company	CONSULT	\$4,868,000	\$46,701	5/17/2021	5/17/2023
FQ15205	Sharp And Company	CONSULT	\$3,223,889	\$90,077	1/8/2016	1/7/2020
FQ19172KGP	KGP Design Studio, LLC	ENGINEERING	\$2,000,000	\$1,427,568	10/3/2019	10/3/2024
FQ17044S	Singleton Electric Company, Inc.	CONSTRUCTION	\$0	\$92,369	8/9/2018	6/30/2020
FQ15191-FY18	Gannett Fleming-Parsons Joint Venture II	CONSULT		\$2,292,987	2/11/2017	3/31/2020



WASHINGTON METROPOLITAN AREA TRANSIT AUTHORITY

(CRB0136) McLean Station - New Entrance

FY2023 Q1

Initiative Type: Project
 Investment Program:
 Investment Category: Stations and Passenger Facilities

Mode: Rail
 Location:

Description

Construction of a new second entrance to McLean Station.



Expected Outcome

Strategic Drivers



Overall Status

Development & Evaluation	
Implementation & Construction	
Operations Activation	

Base contract completion date extended to Q3 FY2023 due to site access delays. A change order is underway due to additional work requested by Capitol One and Fairfax County.

Budget and Funding (\$ Millions)

FY23 Current Budget	YTD % Budget Expended
\$0.80	6%

FY23 Funding Sources	YTD Expended
Formula	\$0.00
PRIIA	\$0.00
Other	\$0.00
Federal Subtotal	\$0.00
System Performance	\$0.00
Reimbursable/Other	\$0.03
DC Dedicated Funding	\$0.00
MD Dedicated Funding	\$0.00
VA Non-Restricted Dedicated Funding	\$0.00
VA Restricted Dedicated Funding	\$0.00
Local Subtotal	\$0.03
Debt	\$0.00
Net Accruals	\$0.02
Total FY23 Expenditures	\$0.05



WASHINGTON METROPOLITAN AREA TRANSIT AUTHORITY

(CRB0136)

Top 30 Active Contracts by Allocated CIP Value

Contract Number	Vendor	Activity	Contract Value	Allocated CIP Value	Contract Start Date	Contract Expiration Date
FQ18033G	Gannett Fleming Engineers and Architects	CONSULT	\$90,000,000	\$500,000	8/23/2018	8/23/2023