

Metro Ridership Snapshot

December 2021

Last updated April 21, 2022

Washington Metropolitan Area Transit Authority

Table of Contents

- Rail Ridership
- Bus Ridership
- Parking Utilization
- [Online Ridership Data Portal](#)

Note: All percentage changes in this document represent year-over-year changes in ridership, compared to the same time, location, and day type **two years ago** – to compare back to pre-pandemic ridership data. For more details, see [How to Use and Interpret Metro Ridership Data](#)

Bus ridership shown here is from Metro’s automatic passenger counters, in both current and baseline months. Rail and parking ridership is from the farebox system.

Overall Ridership in December

▪ Rail

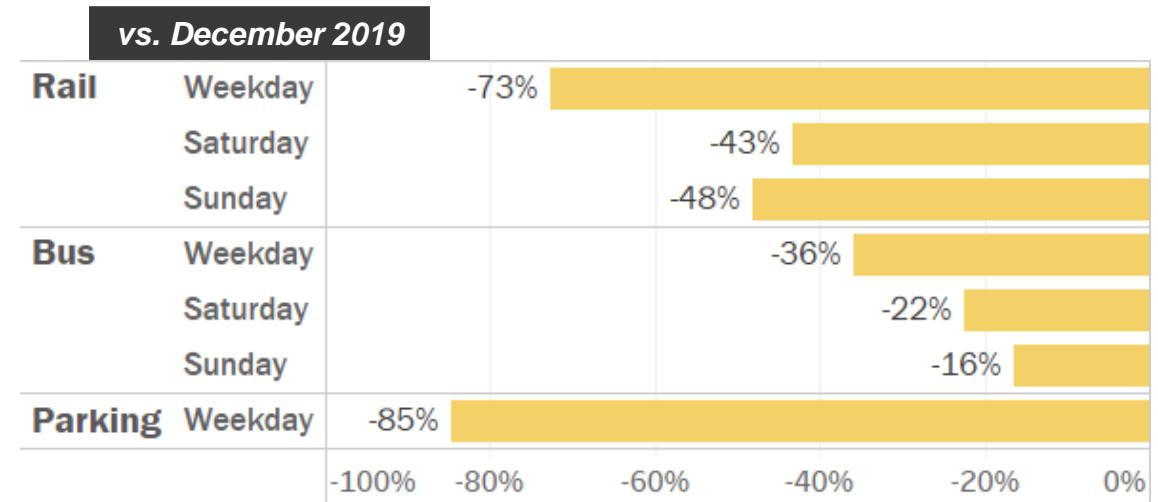
- At 27% of pre-pandemic levels on weekdays, about 50% on weekends
- Ridership loss of 15-20% coinciding with the suspension of the 7000-series rail cars in mid-October, followed by relative stability in November then decline in ridership starting in mid-December
- Normal seasonal lull around holidays near end of month

▪ Bus

- At 64% of pre-pandemic levels on weekdays, with ridership closer to pre-pandemic levels on weekends

▪ Parking

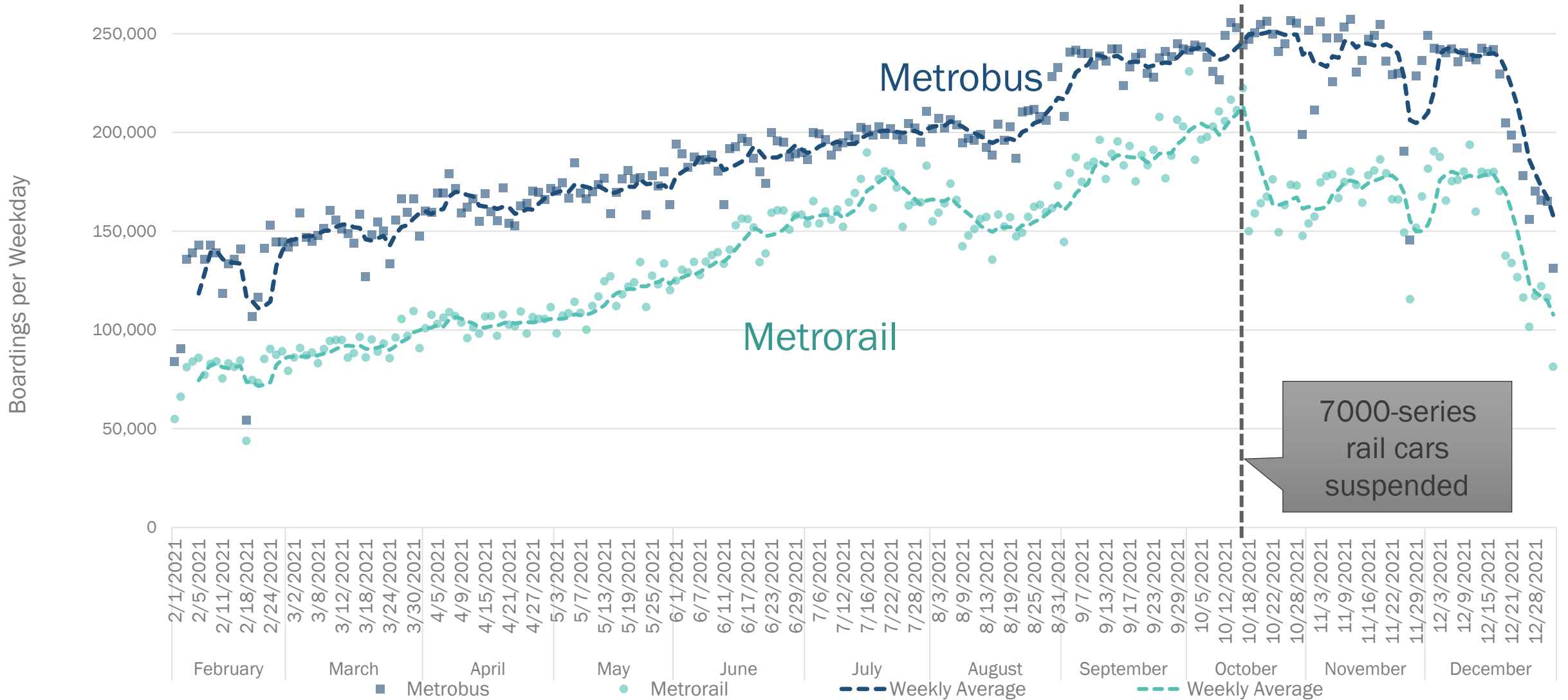
- Usage at 15% of pre-pandemic levels



December 2021 Averages	Weekday	Saturday	Sunday
Rail	153,000	136,000	71,000
Bus (APC)	217,000	140,000	104,000
Parking	6,000		



Ridership Trends Since February

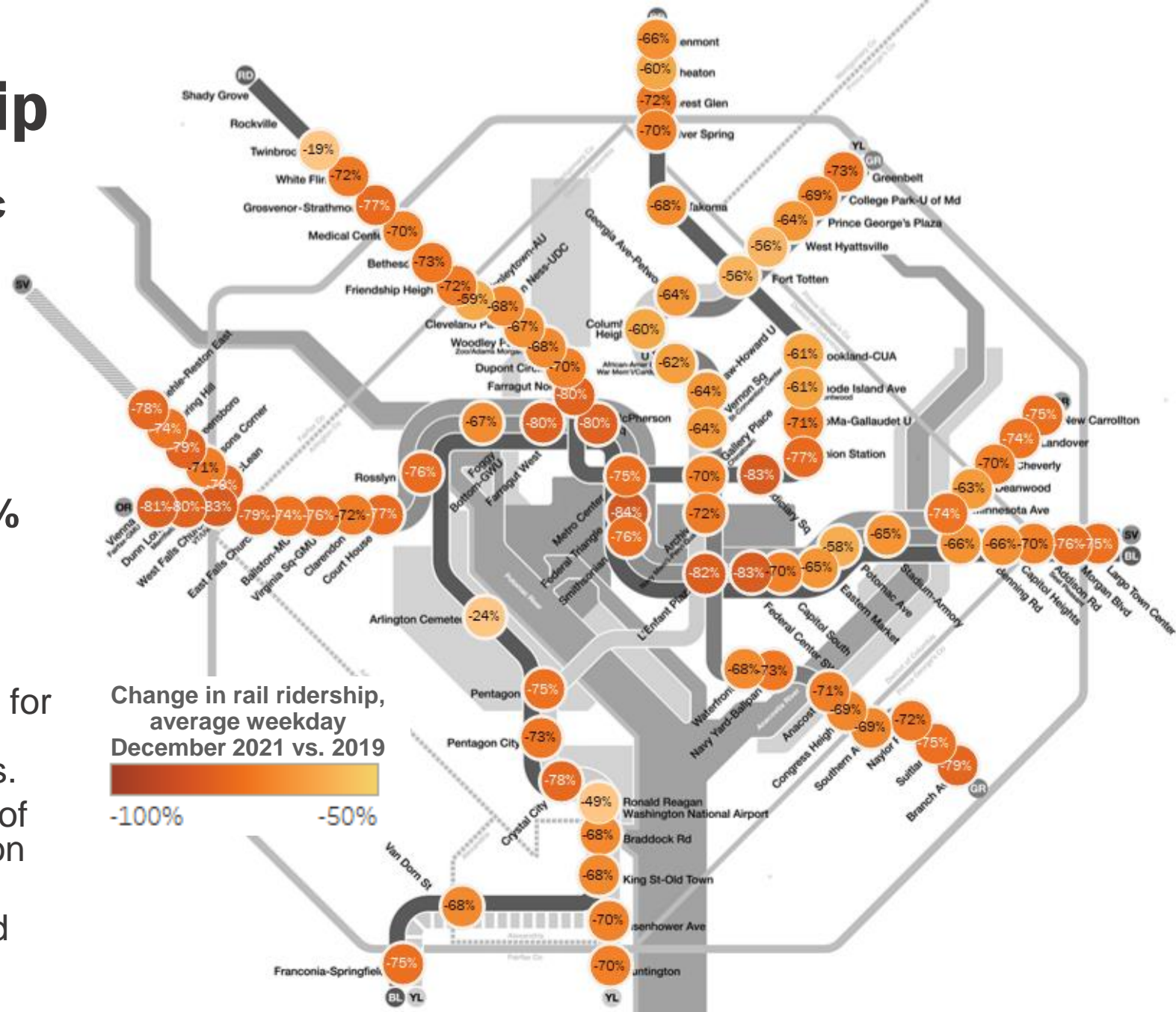


7000-series rail cars suspended



Metrorail Ridership

- Ridership at 27% of pre-pandemic levels on weekdays
- Normal seasonal lull around holidays near end of month
- Ridership on weekends about 50% of pre-pandemic levels
- Notes:
 - Shady Grove and Rockville closed for repairs. Ridership at Twinbrook impacted by shuttle bus operations.
 - Rail service reduced by over 50% of normal levels due to the suspension of the 7000-series rail cars.
 - Wreaths Across America increased ridership at Arlington Cemetery



Metrobus Ridership

- Ridership at 64% of pre-pandemic levels on weekdays
- Stronger retention on weekends - around 80% of pre-pandemic levels
- Notes:
 - Cinder Bed Road division work stoppage impacted December 2019 ridership. Lines with no ridership in 2019 have been omitted from this chart
 - Bus service levels (scheduled revenue hours) remained around 93% of pre-pandemic levels on weekdays, 110-125% on weekends



