

Metro Ridership Snapshot

December 2020



Washington Metropolitan Area Transit Authority

Table of Contents

- Rail Ridership
- Bus Ridership
- Parking Utilization
- [Online Ridership Data Portal](#)

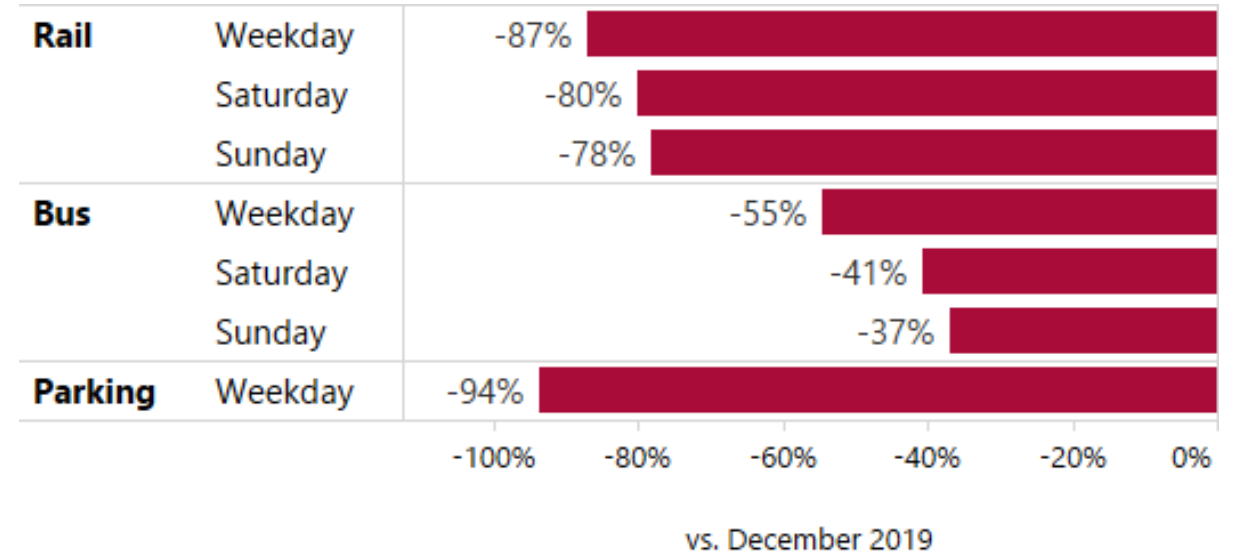
Note: Bus ridership data shown in this report is based on raw data from Automatic Passenger Counters installed on both front and rear doors. The data is partially processed and is preliminary. Bus ridership data shown on the Online Ridership Data Portal on WMATA's website is based on the farebox system, which is very low during rear-door boarding and waived fares.

More ridership data related to COVID-19 is available on www.wmata.com/covidstats

Note: all percentage changes in this document represent year-over-year changes in farebox-based ridership, compared to the same time, location, and day type last year. For more details, see [How to Use and Interpret Metro Ridership Data](#)

Overall Ridership in December

- **Continuing impacts from COVID-19**
- **Rail**
 - Ridership 87% lower than 2019 on weekdays
- **Bus**
 - Ridership 55% lower than 2019 on weekdays
 - 37-41% lower on weekends
 - Fares waived, rear-door boarding
 - *Note: This report shows preliminary bus APC data; online portal shows farebox data (operator-logged boardings only)*
- **Parking**
 - Usage 94% lower than 2019



December 2020 Averages	Weekday	Saturday	Sunday
Rail	73,000	48,000	30,000
Bus	153,000	107,000	78,000
Parking	2,500		

Metrorail Ridership

- Ridership significantly lower than last year due to COVID-19
- Retention higher on eastern side of the region
- Notes:
 - Reductions in frequencies, and hours of operation compared to 2019
 - South entrance to Huntington station closed due to escalator replacement
 - Franconia and Van Dorn stations closed for signal upgrades from 12/19 – 12/31

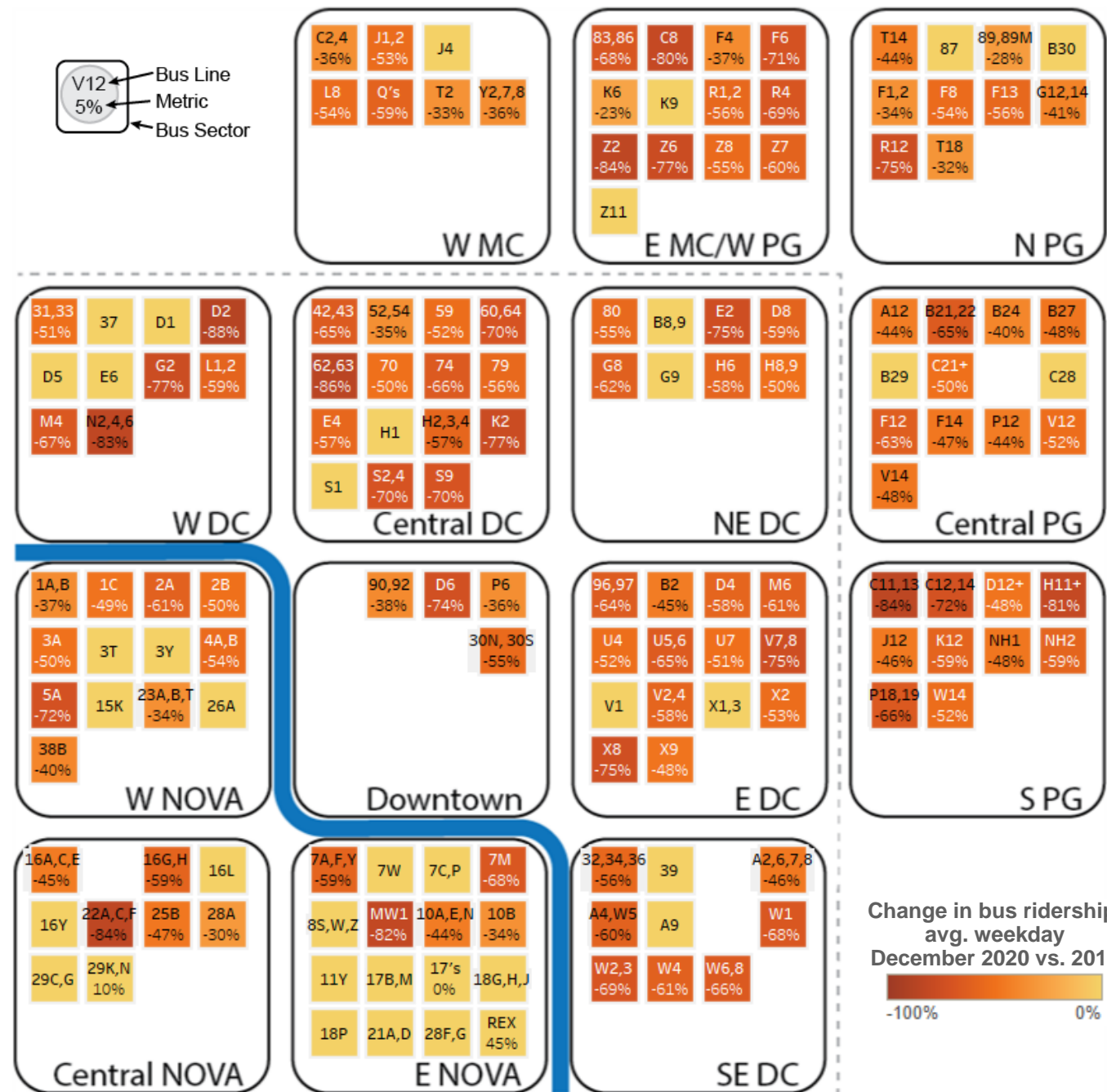
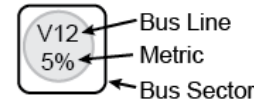


Metrobus Ridership

- Weekday ridership 55% lower than 2019 levels
- Stronger retention on weekends – around 60% of pre-COVID ridership retained

Notes:

- Bus service around 75% of pre-COVID levels. Some routes suspended.
- No fares charged; rear-door boarding continued. (Farebox data consists of operator-recorded ridership only.)
- Data for several lines in Virginia abnormal or not shown due to Cinder Bed Road work stoppage in November-December 2019. (17B,G,H,K,L,M; 18G,H,J,P; 29C,G,K,N,W; S80,91, REX)



Change in bus ridership, avg. weekday December 2020 vs. 2019

Bus ridership based on automatic passenger counters, partially processed data (preliminary)



