

**WASHINGTON
METROPOLITAN AREA
TRANSIT AUTHORITY**



FY2023 Quarter 2

Appendix 1:

Capital Program Project Pages



February 2023



WASHINGTON METROPOLITAN AREA TRANSIT AUTHORITY

TABLE OF CONTENTS

(CIP0002) Bus Onboard Location Equipment and Software Program 5
(CIP0004) Bus Maintenance Facility and Equipment State of Good Repair Program 7
(CIP0005) Bus Vehicle Rehabilitation Program 9
(CIP0006) Bus Fleet Acquisition Program 11
(CIP0007) Bus Closed Circuit Television Replacement Program 13
(CIP0009) Service Vehicle Acquisition Program 15
(CIP0010) Environmental Compliance Program 17
(CIP0015) MetroAccess Fleet Acquisition 19
(CIP0024) Track Rehabilitation Program 21
(CIP0025) Roadway Equipment and Vehicle Program 23
(CIP0029) Warehouse Storage Improvements 25
(CIP0033) Revenue Facility Equipment Replacement 27
(CIP0034) Revenue Collection Facility Rehabilitation 29
(CIP0035) Bicycle and Pedestrian Facility Rehabilitation 31
(CIP0036) Procurement Program Support 33
(CIP0039) System Planning and Development 35
(CIP0042) Asset Management Software Improvements 37
(CIP0043) Bus and Rail Scheduling and Operations Software Improvements 39
(CIP0056) Rail Service Management Software Improvements 41
(CIP0059) 8000-Series Railcars 43
(CIP0063) Rail Vehicle Scheduled Maintenance Program 45
(CIP0067) Rail Vehicle Safety & Reliability Improvements 47
(CIP0072) Elevator Rehabilitation Program 49
(CIP0073) Escalator Rehabilitation Program 51
(CIP0076) Rail System Power Upgrades 53
(CIP0087) Station and Facility Restoration Program 55
(CIP0088) Station Entrance Canopy Installation 57
(CIP0099) Joint Development Program Support 59
(CIP0101) Internal Compliance Capital Management Support 61
(CIP0102) Police District III Substation 63
(CIP0127) Transit Police Support Equipment 65
(CIP0132) Escalator and Elevator Overhaul Program 67
(CIP0133) Train Detection and Warning System 69
(CIP0136) Radio Infrastructure Replacement 71
(CIP0139) Safety Audit Recommendations 73
(CIP0142) Rail Vehicle Preventive Maintenance 75
(CIP0143) Bus Vehicle Preventive Maintenance 77
(CIP0145) Facility Security Monitoring Equipment Program 79
(CIP0150) Support Facility Fire System Rehabilitation 81
(CIP0151) Rail Station Cooling Rehabilitation Program 83
(CIP0152) Parking Garage and Surface Lot Rehabilitation 85
(CIP0170) Facility Roof Rehabilitation and Replacement 87
(CIP0185) Escalator Replacement 89
(CIP0197) Support Facility Improvements 91
(CIP0204) Railcar Rooftop Access Platform 93
(CIP0212) Sustainability/Resiliency Program 95
(CIP0213) Capital Program Development Support 97
(CIP0218) Metrorail Station Improvements 99
(CIP0219) Rail Station Lighting Improvements 101
(CIP0220) Bus Planning Studies Program 103
(CIP0221) Bus Customer Facility Improvements 105
(CIP0225) Heavy Repair and Overhaul Facility 107
(CIP0241) Flood Resiliency Infrastructure Upgrades 109
(CIP0242) Rail System Drainage Rehabilitation Program 111
(CIP0246) General Engineering 113
(CIP0247) Emergency Construction and Emerging Needs Program 115



WASHINGTON METROPOLITAN AREA TRANSIT AUTHORITY

(CIP0251) Automatic Train Control State of Good Repair	117
(CIP0252) Low Voltage Power State of Good Repair	119
(CIP0253) Traction Power State of Good Repair	121
(CIP0254) Bus Priority Program Development	123
(CIP0255) Fare Collection Modernization	125
(CIP0256) 7000-Series Railcars	127
(CIP0257) Emergency Trip Station (ETS) Rehabilitation	129
(CIP0258) Station and Tunnel Fire Alarm Rehabilitation	131
(CIP0259) Employee Timekeeping System	133
(CIP0261) Rail Tunnel Lighting Replacement	135
(CIP0262) Tunnel Water Leak Mitigation	137
(CIP0266) Historic Bus Loop and Facility Rehabilitation	139
(CIP0269) Asset Management Software	141
(CIP0270) Capital Delivery Program Support	143
(CIP0272) Digital Display and Wayfinding Improvements	145
(CIP0273) Support Facility Rehabilitation	147
(CIP0275) New Carrollton Garage and Bus Bays	149
(CIP0276) Art in Transit and Station Commercialization Program	151
(CIP0277) Supply Chain Modernization	153
(CIP0279) Railyard Shop Equipment Replacement	155
(CIP0283) Railcar Maintenance Facilities State of Good Repair	157
(CIP0284) Railyard Facility and Site Rehabilitation	159
(CIP0286) Power Generator Replacement	161
(CIP0291) Tunnel Ventilation Improvements	163
(CIP0294) Bridge Rehabilitation Program	165
(CIP0297) Union Station Improvements	167
(CIP0302) Huntington Station Parking Garage Demolition	169
(CIP0305) Rail Passenger Facility State of Good Repair Program	171
(CIP0308) Station Platform Rehabilitation - Phase 3	173
(CIP0310) Station Platform Rehabilitation - Phase 4	175
(CIP0311) Bladensburg Bus Garage Replacement	177
(CIP0312) Four Mile Run Bus Garage Rehabilitation	179
(CIP0315) Northern Bus Garage Replacement	181
(CIP0319) Bus Maintenance Facility State of Good Repair Program	183
(CIP0324) Capital Program Financial Support	185
(CIP0326) Real-time Bus and Rail Data Feed Development	187
(CIP0330) Information Technology Data Center	189
(CIP0331) Enterprise Resource Planning Software Replacement	191
(CIP0332) Fiber Optic Cable Installation	193
(CIP0335) Office Consolidation - District of Columbia	195
(CIP0336) Facility Energy Management Upgrades	197
(CIP0337) Office Consolidation - Virginia	199
(CIP0338) Office Consolidation - Maryland	201
(CIP0341) Rail System Standpipe Replacement Program	203
(CIP0342) Information Technology Hardware State of Good Repair	205
(CIP0343) Information Technology Software State of Good Repair	207
(CIP0347) Accounting Capital Program Support	209
(CIP0348) Structural Rehabilitation - Package A	211
(CIP0349) Yellow Line Tunnel and Bridge Rehabilitation	213
(CIP0352) Rail Station Platform Canopy Rehabilitation Program	215
(CIP0354) ePerformance and eCompensation Upgrades	217
(CIP0355) Zero Emission Bus Acquisition and Evaluation	219
(CIP0356) Tunnel Ventilation Improvements - Red Line Pilot	221
(CIP0357) Cybersecurity Legacy Software Improvements	223
(CIP0358) Business Systems State of Good Repair	225
(CIP0359) Enterprise Technology Platforms State of Good Repair	227
(CIP0360) Transit Systems State of Good Repair	229
(CIP0361) Service Oriented Architecture (SOA) Program	231

Notes: All figures are preliminary and unaudited.



WASHINGTON METROPOLITAN AREA TRANSIT AUTHORITY

(CIP0362) Independent Verification & Validation program	233
(CIP0363) Cyber Security	235
(CIP0370) Structural Rehabilitation – Package B	237
(CIP0372) Station Revitalization	239
(CIP0373) Equipment to Support New Radio System	241
(CIP0374) Infrastructure Improvements Solar Power Installation	243
(CIP0375) Shaft Structural Rehabilitation - 7 Shafts	245
(CIP0376) Western Bus Garage Replacement	247
(CIP0377) Unified Communications Strategy	249
(CIP0378) Metro Strategic Transformation Plan	251
(CIP8007) D&E Electrical Improvements	253
(CIP8011) D&E Fixed Rail Improvements	255
(CIP8013) D&E Track Structures Improvements	257
(CIP8015) D&E Rail Station Improvements	259
(CIP8019) D&E Passenger Facility Improvements	261
(CIP8021) D&E Bus & Paratransit Improvements	263
(CIP8025) D&E Bus Maintenance Facility Improvements	265
(CIP8026) Future Bus Maintenance Facilities	267
(CIP8029) D&E Information Technology Improvements	269
(CIP8030) Future Information Technology Projects	271
(CIP8034) Future Support Equipment Projects	273
(CRB0005) Planning Support for the District of Columbia	275
(CRB0009) Planning Support for Maryland Jurisdictions	277
(CRB0013) Potomac Yard Station Construction	279
(CRB0018) Planning Support for Virginia Jurisdictions	281
(CRB0019_19) Silver Line Phase 1 Railcars	283
(CRB0020) Silver Line Phase 2 Construction Support	285
(CRB0020_01) Silver Line Phase 2 Railcars	287
(CRB0127) Purple Line Construction Support	289
(CRB0136) McLean Station - New Entrance	291



WASHINGTON METROPOLITAN AREA TRANSIT AUTHORITY

(CIP0002) Bus Onboard Location Equipment and Software Program

FY2023 Q2

Initiative Type: Program
 Investment Program: Maintenance/Overhaul
 Investment Category: Bus, Bus Facilities & Paratransit

Mode: Bus
 Location: Systemwide

Description

This program supports the design and replacement of automatic vehicle location (AVL) and related equipment on buses. This equipment is vital to bus operations, bus location tracking Global Positioning System (GPS) and bus diagnostics.



Expected Outcome

Increases fleet availability and reliability through on board diagnostics that alert maintenance personnel of defects and failures that can be corrected proactively as measured by the Bus Fleet Reliability performance indicator [FY21 target ≥ 7,000 miles between failures]. Improves efficiency of revenue service through reliable GPS and route mapping abilities. Enables buses to communicate with Transit Signal Prioritization equipment along service routes.

Strategic Drivers

Safety	Security	Reliability/SGR

Overall Status

(Programs are ongoing)

Development & Evaluation	
Implementation & Construction	
Operations Activation	

In Q2 The software that was scheduled to be activated has been delayed due to several power outages to Q3. Currently 500 out of 1200 are installed. This Program is still on schedule conclude in FY2024.

Budget and Funding (\$ Millions)

FY23 Current Budget	YTD % Budget Expended
\$11.73	0%

FY23 Funding Sources	YTD Expended
Formula	\$0.00
PRIIA	\$0.00
Other	\$0.00
Federal Subtotal	\$0.00
System Performance	\$0.00
Reimbursable/Other	\$0.00
DC Dedicated Funding	\$0.00
MD Dedicated Funding	\$0.00
VA Non-Restricted Dedicated Funding	\$0.00
VA Restricted Dedicated Funding	\$0.00
Local Subtotal	\$0.00
Debt	\$0.00
Net Accruals	\$0.00
Total FY23 Expenditures	\$0.00



WASHINGTON METROPOLITAN AREA TRANSIT AUTHORITY

(CIP0002)

Top 30 Active Contracts by Allocated CIP Value

Contract Number	Vendor	Activity	Contract Value	Allocated CIP Value	Contract Start Date	Contract Expiration Date
CQ18037	Clever Devices Ltd.	EQUIP_MATL	\$16,740,575	\$1,257,748	1/19/2017	1/18/2020
FQ15005B	Kimley-Horn and Associates, Inc.	CONSULT	\$3,132,809	\$338,454	1/16/2015	1/31/2020
FBMNT22210 9	Clever Devices Ltd.	EQUIP_MATL	\$2,427,129	\$2,427,129	1/4/2022	1/3/2023



WASHINGTON METROPOLITAN AREA TRANSIT AUTHORITY

(CIP0004) Bus Maintenance Facility and Equipment State of Good Repair Program

FY2023 Q2

Initiative Type: Program
 Investment Program: Maintenance/Overhaul
 Investment Category: Bus, Bus Facilities & Paratransit

Mode: Bus
 Location: Systemwide

Description

This program replaces existing equipment past useful life and provides new equipment to support the repair and maintenance of the bus and non-revenue fleets. Additionally, this project supports the construction of minor garage improvements.



Expected Outcome




Maximizes the efficiency of bus maintenance operations to support improved fleet availability as measured by the Bus Fleet Reliability performance indicator [FY21 target ≥7,000 miles between failures].

Strategic Drivers

		
Safety	Security	Reliability/SGR

Overall Status

(Programs are ongoing)

Development & Evaluation	
Implementation & Construction	
Operations Activation	

In Q2 Metro continues to purchase tool boxes and tool kits for bus maintenance activities. Bus simulator installation in late FY23 and programming and training is scheduled for FY24.

Budget and Funding (\$ Millions)

FY23 Current Budget	YTD % Budget Expended
\$4.49	9%

FY23 Funding Sources	YTD Expended
Formula	\$0.00
PRIIA	\$0.00
Other	\$0.00
Federal Subtotal	\$0.00
System Performance	\$0.00
Reimbursable/Other	\$0.00
DC Dedicated Funding	\$0.00
MD Dedicated Funding	\$0.00
VA Non-Restricted Dedicated Funding	\$0.00
VA Restricted Dedicated Funding	\$0.00
Local Subtotal	\$0.47
Debt	\$0.47
Net Accruals	(\$0.06)
Total FY23 Expenditures	\$0.41



WASHINGTON METROPOLITAN AREA TRANSIT AUTHORITY

(CIP0004)

Top 30 Active Contracts by Allocated CIP Value

Contract Number	Vendor	Activity	Contract Value	Allocated CIP Value	Contract Start Date	Contract Expiration Date
FQ15191-FY18	Gannett Fleming-Parsons Joint Venture II	EQUIP_MATL	\$100,000,000	\$21,034	1/11/2017	1/31/2020
FQ15191-FY17R	Gannett Fleming-Parsons Joint Venture II	EQUIP_MATL	\$40,000,000	\$78,840	1/1/2016	1/31/2020
CQ19104	Dell Marketing LP	IT_HARDWARE_BUS	\$35,000,000	\$46,941	1/23/2019	1/22/2022
FQ16036B	The Matthews Group, Inc. T/A TMG Constru	CONSTRUCTION	\$17,932,226	\$202,889	1/10/2017	1/9/2022
FQ15194	CH2M HILL Inc	CONSULT	\$10,443,803	\$136,670	1/30/2015	1/29/2020
C20065	GRAINGER	EQUIP_MATL	\$5,000,000	\$28,971	1/13/2019	1/31/2022
CBMNT22212-1-BTK--1	ETech Simulation Corp	EQUIP_MATL	\$1,010,000	\$1,010,000	1/29/2022	1/28/2023
CQ17121	Badger Mill Supply Corp	EQUIP_MATL	\$552,000	\$184,000	1/4/2017	1/30/2019
FQ19079	Alan Tye & Associates L.C.	EQUIPMENT	\$527,823	\$527,823	1/13/2019	1/12/2020
CBMNT22234-5-SV	Badger Mill Supply Corp	EQUIPMENT	\$485,000	\$485,000	1/1/2022	1/31/2023
C20110	Better Engineering Mfg Inc	EQUIPMENT	\$259,104	\$259,104	1/29/2020	1/28/2021
FQ19213	Snap On Tools Company	EQUIP_MATL	\$181,459	\$92,806	1/29/2020	1/28/2022
C20166-RRR	Snap On Tools Company	EQUIPMENT	\$80,321	\$79,959	1/27/2020	1/26/2021
FQ14125	Global Networks, Inc.	OTHER	\$56,809	\$56,809	1/4/2015	1/3/2020



WASHINGTON METROPOLITAN AREA TRANSIT AUTHORITY

(CIP0005) Bus Vehicle Rehabilitation Program

FY2023 Q2

Initiative Type: Program
 Investment Program: Maintenance/Overhaul
 Investment Category: Bus, Bus Facilities & Paratransit

Mode: Bus
 Location: Systemwide

Description

This program provides for the complete rehabilitation of bus mechanical, electrical and structural systems when a bus is approximately 7.5 years of age. Additionally, the program supports the procurement of components to replace those that can no longer be overhauled.



Expected Outcome

Allows Metro to achieve the maximum useful life of a bus which extends the period between bus replacements while minimizing routine maintenance costs. Also, maintains bus reliability and addresses reliable revenue service availability as measured by the Bus Fleet Reliability performance indicator [FY21 target ≥7,000 miles between failures].

Strategic Drivers

 Safety	 Security	 Reliability/SGR
---	--	---

Overall Status

(Programs are ongoing)

Development & Evaluation	
Implementation & Construction	●
Operations Activation	

There were approximately 27 out of a forecast of 50 buses rehabbed in Q2 due to an ongoing parts shortage. 12 engine assemblies, 26 transmission assemblies, 18 fare boxes, and 23 energy storage systems were completed.

Budget and Funding (\$ Millions)

FY23 Current Budget	YTD % Budget Expended
\$56.39	34%

FY23 Funding Sources	YTD Expended
Formula	\$18.31
PRIIA	\$0.00
Other	\$0.00
Federal Subtotal	\$18.31
System Performance	\$0.76
Reimbursable/Other	\$0.00
DC Dedicated Funding	\$0.24
MD Dedicated Funding	\$0.22
VA Non-Restricted Dedicated Funding	\$0.16
VA Restricted Dedicated Funding	\$0.05
Local Subtotal	\$1.68
Debt	\$0.25
Net Accruals	(\$0.60)
Total FY23 Expenditures	\$19.39



WASHINGTON METROPOLITAN AREA TRANSIT AUTHORITY

(CIP0005)

Top 30 Active Contracts by Allocated CIP Value

Contract Number	Vendor	Activity	Contract Value	Allocated CIP Value	Contract Start Date	Contract Expiration Date
FQ17057B	Dartco Transmission Sales & Service, Inc	REPAIRABLES	\$25,000,000	\$1,909,144	1/27/2017	1/26/2020
FQ-15141A	Johnson & Towers	VEHICLE_REHAB	\$13,264,698	\$13,264,698	1/14/2015	1/31/2019
FBMNT233081	The Aftermarket Parts Company LLC	VEHICLE_REHAB	\$7,421,641	\$7,421,641	1/14/2023	1/13/2024
FQ15194	CH2M HILL Inc	ENGINEERING	\$7,200,201	\$615,284	1/30/2015	1/29/2019
F20155	The Aftermarket Parts Company LLC	VEHICLE_REHAB	\$6,682,447	\$2,812,846	1/16/2021	1/21/2026
FQ19084	Johnson & Towers Baltimore Inc	VEHICLE_REHAB	\$6,096,111	\$6,096,111	1/18/2019	1/17/2020
FQ19279BK	North Eastern Bus Rebuilders Inc.	VEHICLE_REHAB	\$6,023,105	\$6,023,105	1/19/2019	1/19/2020
FQ15182	Engineered Machined Products, Inc.	VEHICLE_REHAB	\$4,643,380	\$136,570	1/30/2015	1/7/2019
FQ15159R	Needles Eye	VEHICLE_REHAB	\$4,548,846	\$1,023,026	1/14/2015	1/13/2019
FQ19034	The Aftermarket Parts Company LLC	VEHICLE_REHAB	\$4,278,374	\$584,669	1/14/2018	1/13/2019
FQ19035	The Aftermarket Parts Company LLC	VEHICLE_REHAB	\$3,830,374	\$1,532,150	1/28/2018	1/27/2019
FBMNT233076	Cummins Inc	VEHICLE_REHAB	\$3,469,072	\$6,938,144	1/8/2022	1/8/2023
FQ17108B	Johnson Truck Center LLC	VEHICLE_REHAB	\$3,000,000	\$192,731	1/1/2017	1/31/2019
FBMNT211101	STV Incorporated	CONSULT	\$2,973,308	\$667,834	1/1/2022	1/31/2024
FQ18147	The Aftermarket Parts Company LLC	VEHICLE_REHAB	\$2,872,601	\$1,423,104	1/10/2018	1/10/2020
FQ19022	Cummins Inc	VEHICLE_REHAB	\$2,672,622	\$4,276,195	1/3/2018	1/2/2019
F20139	Modine Manufacturing Company	VEHICLE_REHAB	\$1,718,806	\$1,718,806	1/13/2020	1/12/2022
FBMNT222119	Cummins Inc	VEHICLE_REHAB	\$1,457,618	\$1,457,618	1/10/2021	1/9/2022
8711	Needles Eye	VEHICLE_REHAB	\$1,317,447	\$1,125,204	1/21/2022	1/20/2025
FQ19052A	Johnson & Towers Baltimore Inc	VEHICLE_REHAB	\$1,078,450	\$1,078,450	1/23/2019	1/23/2020
F20125	Cummins, Inc.	VEHICLE_REHAB	\$1,072,046	\$1,072,046	1/8/2021	1/7/2026
FQ17154	AROW Global Corporation	VEHICLE_REHAB	\$977,535	\$699,035	1/10/2017	1/9/2019
FBTRA222131	Lytix, Inc.	VEHICLE_REHAB	\$785,314	\$1,235,701	1/8/2022	1/3/2023
FQ17014	LIGHTBARS.COM LLC	VEHICLE_REHAB	\$479,952	\$121,176	1/30/2017	1/12/2019
89	Cummins Inc	VEHICLE_REHAB	\$440,451	\$110,501	1/5/2017	1/4/2019
FQ19036	SPX Technologies Inc	VEHICLE_REHAB	\$440,378	\$440,378	1/26/2019	1/25/2020
FQ19024C	Gillig LLC	VEHICLE_REHAB	\$243,103	\$170,172	1/26/2018	1/25/2019
FBMNT222333-BTK	RAM Industrial Services, Inc.	REPAIRABLES	\$201,000	\$201,000	1/28/2022	1/29/2025
CBMNT200209-RLW	The Aftermarket Parts Company LLC	VEHICLE_REHAB		\$584,975	1/5/2020	1/4/2021
CBMNT211029-BTK	The Aftermarket Parts Company LLC	VEHICLE_REHAB		\$1,546,316	1/29/2021	1/28/2022



WASHINGTON METROPOLITAN AREA TRANSIT AUTHORITY

(CIP0006) Bus Fleet Acquisition Program

FY2023 Q2

Initiative Type: Program
 Investment Program: Acquisition
 Investment Category: Bus, Bus Facilities & Paratransit

Mode: Bus
 Location: Systemwide

Description

This program acquires and replaces standard 30-foot, 40-foot buses and articulated buses consistent with the Metrobus Fleet Management Plan. It also includes training required to maintain a bus and the purchase of spare parts.



Expected Outcome

Provides customers with reliable and modern buses as measured by the Bus Fleet Reliability performance indicator [FY21 target ≥7,000 miles between failures]. Maintains an average fleet age of approximately 7.5 years.

Strategic Drivers

 Safety	 Security	 Reliability/SGR
---	--	---

Overall Status

(Programs are ongoing)

Development & Evaluation	
Implementation & Construction	
Operations Activation	

Delivery schedule delayed by 2 months due to vendor parts shortage. Expecting delivery to start in Q3. Pilot bus inspection was completed by the WMATA onsite inspection team. Received (0) buses as of 12/31/2022.

Budget and Funding (\$ Millions)

FY23 Current Budget	YTD % Budget Expended
\$67.42	2%

FY23 Funding Sources	YTD Expended
Formula	\$0.60
PRIIA	\$0.00
Other	\$0.00
Federal Subtotal	\$0.60
System Performance	\$0.00
Reimbursable/Other	\$0.00
DC Dedicated Funding	\$0.00
MD Dedicated Funding	\$0.00
VA Non-Restricted Dedicated Funding	\$0.00
VA Restricted Dedicated Funding	\$0.00
Local Subtotal	\$0.40
Debt	\$0.40
Net Accruals	\$0.01
Total FY23 Expenditures	\$1.01



WASHINGTON METROPOLITAN AREA TRANSIT AUTHORITY

(CIP0006)

Top 30 Active Contracts by Allocated CIP Value

Contract Number	Vendor	Activity	Contract Value	Allocated CIP Value	Contract Start Date	Contract Expiration Date
FQ18001	New Flyer of America Inc	SPARE_PARTS	\$119,643,125	\$470,988	1/23/2018	1/30/2020
FQ15194	CH2M HILL Inc	ENGINEERING	\$7,200,201	\$1,091,100	1/30/2015	1/29/2019
FBMNT21110 1	STV Incorporated	ENGINEERING	\$2,973,308	\$829,454	1/1/2022	1/31/2024
CBMNT21109 5-A	Cummins, Inc.	3RD_PARTY	\$286,010	\$35,000	1/22/2021	1/23/2022

Notes: All figures are preliminary and unaudited.



WASHINGTON METROPOLITAN AREA TRANSIT AUTHORITY

(CIP0007) Bus Closed Circuit Television Replacement Program

FY2023 Q2

Initiative Type: Program
 Mode: Bus
 Investment Program: Maintenance/Overhaul
 Location: Systemwide
 Investment Category: Bus, Bus Facilities & Paratransit

Description

This program replaces Metrobus closed circuit television (CCTV) camera systems on-board Metrobus vehicles to maintain a state of good repair on a lifecycle basis.



Expected Outcome

Monitors the interior of buses to deter crime and support the safety of customers and employees as measured by the Metrobus customer injury rate performance indicator [FY21 target of ≤154 injuries], the bus system employee injury rate performance indicator [FY21 target of ≤11.2 per 100 employees], and the rate of crimes against passengers performance indicator [FY21 target of ≤840 crimes]

Strategic Drivers

Safety	Security	Reliability/SGR

Overall Status

(Programs are ongoing)

Development & Evaluation	
Implementation & Construction	●
Operations Activation	●

Proposal review and selection for demos are now expected in Q3, NTP expected in Q4 FY2023/Q1 FY24.

Budget and Funding (\$ Millions)

FY23 Current Budget	YTD % Budget Expended
\$1.05	0%

FY23 Funding Sources	YTD Expended
Formula	\$0.00
PRIIA	\$0.00
Other	\$0.00
Federal Subtotal	\$0.00
System Performance	\$0.00
Reimbursable/Other	\$0.00
DC Dedicated Funding	\$0.00
MD Dedicated Funding	\$0.00
VA Non-Restricted Dedicated Funding	\$0.00
VA Restricted Dedicated Funding	\$0.00
Local Subtotal	\$0.00
Debt	\$0.00
Net Accruals	\$0.00
Total FY23 Expenditures	\$0.00



WASHINGTON METROPOLITAN AREA TRANSIT AUTHORITY

(CIP0007) Top 30 Active Contracts by Allocated CIP Value

Contract Number	Vendor	Activity	Contract Value	Allocated CIP Value	Contract Start Date	Contract Expiration Date
FQ15194	CH2M HILL Inc	ENGINEERING	\$14,343,738	\$232,602	1/30/2015	1/30/2022
FQ15186	Luminator Technology Group, Inc.	EQUIP_MATL	\$9,745,151	\$4,175,105	1/11/2016	1/21/2021



WASHINGTON METROPOLITAN AREA TRANSIT AUTHORITY

(CIP0009) Service Vehicle Acquisition Program

FY2023 Q2

Initiative Type: Program
 Investment Program: Support Equipment/Services
 Investment Category: Business & Operations Support

Mode: Systemwide
 Location: Systemwide

Description

This program acquires service and maintenance support vehicles, including police vehicles, primarily to replace vehicles that are past their useful life.



Expected Outcome

Maintains the fleet of service vehicles in a state of good repair and prevents potential safety and reliability problems.

Strategic Drivers

 Safety	 Security	 Reliability/SGR
---	--	---

Overall Status

(Programs are ongoing)

Development & Evaluation	
Implementation & Construction	●
Operations Activation	●

Material and production issues continue to result in delays that are expected to continue through Q3.

Budget and Funding (\$ Millions)

FY23 Current Budget	YTD % Budget Expended
\$13.68	19%

FY23 Funding Sources	YTD Expended
Formula	\$0.00
PRIIA	\$0.00
Other	\$0.00
Federal Subtotal	\$0.00
System Performance	\$0.00
Reimbursable/Other	\$0.00
DC Dedicated Funding	\$0.85
MD Dedicated Funding	\$0.79
VA Non-Restricted Dedicated Funding	\$0.56
VA Restricted Dedicated Funding	\$0.17
Local Subtotal	\$2.37
Debt	\$0.00
Net Accruals	\$0.23
Total FY23 Expenditures	\$2.60



WASHINGTON METROPOLITAN AREA TRANSIT AUTHORITY

(CIP0009)

Top 30 Active Contracts by Allocated CIP Value

Contract Number	Vendor	Activity	Contract Value	Allocated CIP Value	Contract Start Date	Contract Expiration Date
CQ19250	Criswell Chevrolet	VEHICLES_OTHER	\$5,146,541	\$5,146,541	1/21/2019	1/20/2020
CQ19260C	Lindsay Ford LLC	VEHICLES_OTHER	\$5,017,868	\$5,017,868	1/29/2020	1/28/2020
0000007675C	Lindsay Ford LLC	VEHICLES_OTHER	\$2,639,772	\$2,580,700	1/7/2021	1/31/2023
0000007675A	Brian Hoskins Ford	VEHICLES_OTHER	\$2,451,005	\$2,451,005	1/7/2021	1/31/2022
CQ19260B	Brian Hoskins Ford	VEHICLES_OTHER	\$2,446,943	\$2,446,943	1/29/2020	1/31/2020
0000007675B	Criswell Chevrolet	VEHICLES_OTHER	\$1,323,636	\$88,500	1/7/2021	1/31/2022
CQ19260D	RK Chevrolet, Inc.	VEHICLES_OTHER	\$1,250,138	\$1,250,130	1/29/2020	1/28/2020
FSVMT21106 1	Samsara Inc	CONSTRUCTION	\$464,294	\$97,766	1/25/2021	1/24/2026
0000007675D	Western Star Trucks of Delmarva, LLC	VEHICLES_OTHER	\$349,695	\$349,695	1/7/2021	1/31/2022
CQ19260A	American Truck & Bus, Inc.	VEHICLES_OTHER	\$118,794	\$118,794	1/29/2020	1/31/2021



WASHINGTON METROPOLITAN AREA TRANSIT AUTHORITY

(CIP0010) Environmental Compliance Program

FY2023 Q2

Initiative Type: Program
 Investment Program: Support Equipment/Services
 Investment Category: Business & Operations Support

Mode: Systemwide
 Location: Systemwide

Description

This program designs, upgrades and replaces equipment and facilities to mitigate environmental impacts and maintain compliance with environmental regulations and directives from regulatory agencies.



Expected Outcome

Allows Metro operations to continue by protecting the region's natural resources and human health and complying with environmental regulations.

Strategic Drivers

 Safety	 Security	 Reliability/SGR
---	--	---

Overall Status

(Programs are ongoing)

Development & Evaluation	●
Implementation & Construction	●
Operations Activation	●

Design tasks continue on sloped landscapes (Huntington, Arlington, PG Plaza, Rhode Island) 60% complete, 90% completion anticipated for Q3. CIP0010_06 NH Ave Chiller Rehab: Completed exterior masonry work (2nd floor roofing and metal deck, electrical conduits, structural steel work). Delay claim negotiations finalized and the Mod package under preparation for the amount of \$823k. CIP0010_07: Design is underway and expected Q1 of FY2024. Security cameras are being added to the soope.

Budget and Funding (\$ Millions)

FY23 Current Budget	YTD % Budget Expended
\$7.45	34%

FY23 Funding Sources	YTD Expended
Formula	\$0.00
PRIIA	\$0.00
Other	\$0.00
Federal Subtotal	\$0.00
System Performance	\$0.10
Reimbursable/Other	\$0.00
DC Dedicated Funding	\$0.64
MD Dedicated Funding	\$0.60
VA Non-Restricted Dedicated Funding	\$0.43
VA Restricted Dedicated Funding	\$0.13
Local Subtotal	\$3.73
Debt	\$1.84
Net Accruals	(\$1.17)
Total FY23 Expenditures	\$2.57



WASHINGTON METROPOLITAN AREA TRANSIT AUTHORITY

(CIP0010)

Top 30 Active Contracts by Allocated CIP Value

Contract Number	Vendor	Activity	Contract Value	Allocated CIP Value	Contract Start Date	Contract Expiration Date
FQ18033G	Gannett Fleming Engineers and Architects	ENGINEERING	\$82,000,000	\$100,000	1/23/2018	1/23/2023
FQ15192-FY18	Mott MacDonald I&E, LLC	CONSULT	\$75,000,000	\$10,000	1/8/2017	1/31/2019
FQ19172G	Gannett Fleming Engineers and Architects	ENGINEERING	\$70,250,000	\$2,272,890	1/3/2019	1/3/2024
FQ18033B	HNTB Corporation	ENGINEERING	\$65,000,000	\$10,000	1/2/2018	1/2/2023
FQ18033C	WSP USA Inc.	CONSULT	\$60,000,000	\$80,000	1/15/2018	1/15/2023
FQ19172M	Mott MacDonald-WSP Joint Venture	ENGINEERING	\$50,000,000	\$732,313	1/3/2019	1/3/2024
FQ16036B	The Matthews Group, Inc. T/A TMG Constru	CONSTRUCTION	\$17,932,226	\$53,335	1/10/2017	1/9/2022
FQ19172A	AECOM, USA, INC.	ENGINEERING	\$15,000,000	\$153	1/3/2019	1/3/2024
FQ18110	CHK America Inc	3RD_PARTY	\$14,443,906	\$36,330	1/12/2018	1/11/2023
FQ14085	URS Corporation	CONSULT	\$13,794,261	\$300,000	1/29/2014	1/28/2019
FQ17155	W M Schlosser Co Inc	CONSTRUCTION	\$5,715,291	\$5,134,235	1/18/2019	1/18/2020
FQ16036A	Potomac Construction Co Inc	CONSTRUCTION	\$5,275,572	\$175,848	1/10/2017	1/9/2022
C20058	Potomac Construction Co Inc	CONSTRUCTION	\$4,290,569	\$4,027,859	1/3/2020	1/2/2021
FQ19225	KCI Technologies Inc	CONSULT	\$1,559,145	\$200,000	1/29/2019	1/28/2024
FQ19172P	C C Johnson & Malhotra PC	CONSULT	\$200,000	\$117,369	1/3/2019	1/3/2024



WASHINGTON METROPOLITAN AREA TRANSIT AUTHORITY

(CIP0015) MetroAccess Fleet Acquisition

FY2023 Q2

Initiative Type: Program
 Investment Program: Acquisition
 Investment Category: Bus, Bus Facilities & Paratransit

Mode: Paratransit
 Location: Systemwide

Description

This program acquires vehicles for the paratransit fleet (MetroAccess), consistent with the MetroAccess fleet plan. Vehicle acquisition includes purchase of vans, minivans and sedans, in addition to making the necessary retrofits to add paratransit equipment and features. This program primarily supports the replacement of paratransit vehicles on a lifecycle basis.



Expected Outcome

Prevents future reliability problems within the fleet as measured by the MetroAccess fleet reliability metric [FY21 target ≥20,000 miles between failure]. Newer vehicles also incorporate updated ADA standards, customer feedback on improvements and improved fuel efficiency.

Strategic Drivers

 Safety	 Security	 Reliability/SGR
---	--	---

Overall Status

(Programs are ongoing)

Development & Evaluation	
Implementation & Construction	●
Operations Activation	●

The delivery of 50 hybrid sedans is now anticipated to begin in Q3 of FY2023. 19 hybrid sedans were received in Q2. Accessories such as GPS and mobile data terminals are anticipated to be delivered later in the year.

Budget and Funding (\$ Millions)

FY23 Current Budget	YTD % Budget Expended
\$7.42	20%

FY23 Funding Sources	YTD Expended
Formula	\$0.49
PRIIA	\$0.00
Other	\$0.00
Federal Subtotal	\$0.49
System Performance	\$0.00
Reimbursable/Other	\$0.00
DC Dedicated Funding	\$0.00
MD Dedicated Funding	\$0.00
VA Non-Restricted Dedicated Funding	\$0.00
VA Restricted Dedicated Funding	\$0.00
Local Subtotal	\$0.00
Debt	\$0.00
Net Accruals	\$1.03
Total FY23 Expenditures	\$1.51



WASHINGTON METROPOLITAN AREA TRANSIT AUTHORITY

(CIP0015)

Top 30 Active Contracts by Allocated CIP Value

Contract Number	Vendor	Activity	Contract Value	Allocated CIP Value	Contract Start Date	Contract Expiration Date
CQ19104	Dell Marketing LP	PARA_VAN	\$194,300,000	\$315,878	1/23/2019	1/22/2023
FQ16020	Sonny Merryman Inc.	PARA_VAN	\$28,238,364	\$14,802,975	1/29/2016	1/28/2021
FQ15194	CH2M HILL Inc	PARA_VAN	\$7,200,201	\$167,156	1/30/2015	1/29/2019
C20128	Sonny Merryman Inc.	PARA_SEDAN	\$6,040,850	\$5,977,307	1/29/2020	1/30/2021
CACCS211238	Sonny Merryman Inc.	PARA_SEDAN	\$1,784,150	\$1,784,150	1/7/2022	1/1/2023
FQ17031	Lytix, Inc.	PARA_VAN	\$1,173,911	\$430,470	1/15/2017	1/7/2020
FQ19235	Trapeze Software Group Inc	PARA_VAN	\$1,081,975	\$1,081,975	1/10/2020	1/9/2021
FACCS222296-SV	Jeezny Sourcing LLC	PARA_VAN	\$639,955	\$639,955	1/1/2023	1/29/2024



WASHINGTON METROPOLITAN AREA TRANSIT AUTHORITY

(CIP0024) Track Rehabilitation Program

FY2023 Q2

Initiative Type: Program
 Investment Program: Fixed Rail
 Investment Category: Track and Structures Rehabilitation

Mode: Rail
 Location: Systemwide

Description

This program replaces and rehabilitates the running rail and third rail track infrastructure and components to maintain a state of good repair.



Expected Outcome



Maintains track infrastructure in a state of good repair to prevent potential safety incidents and minimize disruptions to rail service as measured by the Rail Infrastructure Availability performance indicator [FY21 target ≤7.9% of track unavailable].

Strategic Drivers

 Safety	 Security	 Reliability/SGR
---	--	---

Overall Status

(Programs are ongoing)

Development & Evaluation	
Implementation & Construction	
Operations Activation	

Major component rehabilitation work is detailed in the narrative of the CIP Progress Report.

Budget and Funding (\$ Millions)

FY23 Current Budget	YTD % Budget Expended
\$87.04	63%

FY23 Funding Sources	YTD Expended
Formula	\$38.97
PRIIA	\$0.00
Other	\$0.00
Federal Subtotal	\$38.97
System Performance	\$0.13
Reimbursable/Other	\$0.00
DC Dedicated Funding	\$6.16
MD Dedicated Funding	\$5.76
VA Non-Restricted Dedicated Funding	\$4.11
VA Restricted Dedicated Funding	\$1.22
Local Subtotal	\$17.49
Debt	\$0.10
Net Accruals	(\$1.44)
Total FY23 Expenditures	\$55.02



WASHINGTON METROPOLITAN AREA TRANSIT AUTHORITY

(CIP0024)

Top 30 Active Contracts by Allocated CIP Value

Contract Number	Vendor	Activity	Contract Value	Allocated CIP Value	Contract Start Date	Contract Expiration Date
CQ19104	Dell Marketing LP	EQUIP_MATL	\$194,300,000	\$1,358	1/23/2019	1/22/2023
FQ18033F	DHA/RK&K Joint Venture	CONSULT	\$80,700,000	\$1,076,253	1/16/2018	1/16/2023
FQ15192-FY18	Mott MacDonald I&E, LLC	CONSULT	\$75,000,000	\$780,773	1/8/2017	1/31/2019
FQ19172G	Gannett Fleming Engineers and Architects	ENGINEERING	\$70,250,000	\$7,379,143	1/3/2019	1/3/2024
C20088A	Transportation Management Service Inc	3RD_PARTY	\$61,796,132	\$1,015,420	1/3/2020	1/2/2023
FQ17095	Bullock Construction Inc	3RD_PARTY	\$60,000,000	\$13,860,380	1/19/2017	1/29/2020
FQ18033G	Gannett Fleming Engineers and Architects	CONSULT	\$49,000,000	\$714,743	1/23/2018	1/23/2023
FQ15192-FY17	Mott MacDonald I&E, LLC	CONSULT	\$40,000,000	\$1,037,005	1/8/2016	1/31/2020
FQ18033E	Louis Berger (DC), PLLC/Urban Engineers	CONSULT	\$22,500,000	\$5,577,877	1/21/2018	1/21/2023
FQ19172M	Mott MacDonald-WSP Joint Venture	ENGINEERING	\$10,000,000	\$874,321	1/3/2019	1/3/2024
FQ17131	A & K Railroad Materials Inc	EQUIP_MATL	\$9,332,040	\$1,847,980	1/18/2017	1/17/2022
FQ16119	Progress Rail Services Corporation	EQUIP_MATL	\$7,698,950	\$2,055,000	1/10/2016	1/10/2019
C20088B	Yankee Line Transportation Management	3RD_PARTY	\$5,212,036	\$5,212,036	1/6/2020	1/2/2023
F200000123	OTAS Inc	3RD_PARTY	\$4,870,112	\$2,381,364	1/23/2019	1/31/2023
FQ17132	Unitrac Railroad Materials, Inc.	EQUIP_MATL	\$3,001,839	\$883,889	1/2/2018	1/1/2023
FQ17129A	Pandrol USA LP	EQUIP_MATL	\$2,753,660	\$513,500	1/13/2017	1/12/2022
FQ17133	Atlantic Track & Turnout Co	EQUIP_MATL	\$2,565,000	\$447,717	1/8/2017	1/7/2019
FQ18230	White Cap	EQUIP_MATL	\$2,000,000	\$642,320	1/8/2019	1/7/2020
FQ19027	Piping and Corrosion Specialties, Inc.	3RD_PARTY	\$1,484,009	\$1,464,253	1/29/2018	1/14/2021
FTRST211097-FQ	Hands On, LLC	3RD_PARTY	\$1,422,000	\$1,422,000	1/15/2021	1/14/2025
FQ19043	Stella-Jones Corporation	EQUIP_MATL	\$1,202,446	\$1,202,446	1/26/2018	1/30/2020
CRAIL21004	Net Consulting Group Inc	ENGINEERING	\$1,150,000	\$1,000,495	1/6/2021	1/6/2023
CQ19118	Unitrac Railroad Materials, Inc.	EQUIP_MATL	\$1,084,281	\$1,084,281	1/17/2019	1/30/2020
FQ19063	Academy Express, LLC	3RD_PARTY	\$627,922	\$627,922	1/31/2018	1/8/2019
F20098	White Cap	EQUIP_MATL	\$533,066	\$533,066	1/9/2020	1/8/2021
FQ20000A	Crane Masters Inc	3RD_PARTY	\$500,000	\$500,000	1/1/2020	1/1/2021
FTRST211040	Stella-Jones Corporation	EQUIP_MATL	\$432,395	\$432,395	1/30/2020	1/30/2025
FQ19201	Western Star Trucks of Delmarva, LLC	EQUIP_MATL	\$430,418	\$430,418	1/23/2019	1/31/2019
FQ15192-FY20	Mott MacDonald I&E, LLC	CONSULT		\$720,696	1/18/2019	1/30/2020
FQ19276A	Atlantic Track & Turnout Co	EQUIP_MATL		\$1,144,950	1/30/2019	1/3/2024



WASHINGTON METROPOLITAN AREA TRANSIT AUTHORITY

(CIP0025) Roadway Equipment and Vehicle Program

FY2023 Q2

Initiative Type: Program
 Investment Program: Fixed Rail
 Investment Category: Track and Structures Rehabilitation

Mode: Rail
 Location: Systemwide

Description

This program acquires roadway maintenance machines (RMM) used to maintain, repair, construct and inspect track and infrastructure across the system. This program replaces equipment that has reached the end of its useful life and is no longer feasible to maintain.



Expected Outcome




Maximizes productivity of maintenance work through timely replacement of track equipment to address equipment availability, reliability, and fewer work delays due to equipment breakdowns. This state of good repair program supports the efficient use of work time for track outages.

Strategic Drivers

		
Safety	Security	Reliability/SGR

Overall Status

(Programs are ongoing)

Development & Evaluation	
Implementation & Construction	
Operations Activation	

As of Q2 FY2023, two of three Swing Loader machines were accepted, and one of two bridge inspection vehicles became ready for pre-shipment inspection. Delivery of both units is anticipated for Q3. Additionally, operations and maintenance training was conducted for tie plate inserter machines.

Budget and Funding (\$ Millions)

FY23 Current Budget	YTD % Budget Expended
\$17.32	16%

FY23 Funding Sources	YTD Expended
Formula	\$0.00
PRIIA	\$0.00
Other	\$0.00
Federal Subtotal	\$0.00
System Performance	\$0.32
Reimbursable/Other	\$0.00
DC Dedicated Funding	\$0.00
MD Dedicated Funding	\$0.00
VA Non-Restricted Dedicated Funding	\$0.00
VA Restricted Dedicated Funding	\$0.00
Local Subtotal	\$2.72
Debt	\$2.40
Net Accruals	\$0.02
Total FY23 Expenditures	\$2.74



WASHINGTON METROPOLITAN AREA TRANSIT AUTHORITY

(CIP0025)

Top 30 Active Contracts by Allocated CIP Value

Contract Number	Vendor	Activity	Contract Value	Allocated CIP Value	Contract Start Date	Contract Expiration Date
C20147	K&J Safety & Security Consulting	CONSULT	\$19,773,890	\$225,000	1/30/2020	1/31/2025
FQ19196	Hatch Associates Consultants Inc	3RD_PARTY	\$16,000,000	\$1,512,222	1/23/2019	1/22/2024
CQ9205 - FY19	Hatch Associates Consultants Inc	ENGINEERING	\$15,234,969	\$249,916	1/13/2018	1/30/2020
FQ19106-B	HARSCO Metro Rail LLC	EQUIPMENT	\$5,788,200	\$5,788,200	1/13/2020	1/30/2022
FQ19106-A	HARSCO Metro Rail LLC	EQUIPMENT	\$3,063,000	\$3,063,000	1/30/2019	1/29/2020
FQ19210-C	Swingmaster Corporation	EQUIPMENT	\$2,726,000	\$2,726,000	1/3/2019	1/2/2020
FQ19210-A	Racine Railroad Products Inc	EQUIPMENT	\$1,482,495	\$1,482,495	1/12/2019	1/12/2020
FQ19210-B	Racine Railroad Products Inc	EQUIPMENT	\$969,168	\$969,168	1/12/2019	1/12/2020
CQ19173	Gensco American Inc.	EQUIPMENT	\$386,361	\$386,361	1/21/2019	1/20/2020
FQ19082	ENSCO Rail, Inc.	EQUIP_MATL	\$292,416	\$292,416	1/4/2019	1/31/2019
FQ19115	Jesco, Inc	EQUIP_MATL	\$195,861	\$195,861	1/11/2019	1/11/2020
FQ19094	K Neal International Trucks Inc	EQUIP_MATL	\$191,950	\$191,950	1/26/2019	1/25/2020



WASHINGTON METROPOLITAN AREA TRANSIT AUTHORITY

(CIP0029) Warehouse Storage Improvements

FY2023 Q2

Initiative Type: Project
 Investment Program: Support Equipment/Services
 Investment Category: Business & Operations Support

Mode: Systemwide
 Location:

Description

This project installs and reorganizes vertical and horizontal storage units, shelving and racking for storage of repair parts in order to allow greater storage capacity, inventory accuracy and enhanced safety. This project also upgrades parts storage systems with bar code systems for better parts location features.



Expected Outcome

This project supports Metro's state of good repair.

Strategic Drivers

 Safety	 Security	 Reliability/SGR
---	--	---

Overall Status

Development & Evaluation	
Implementation & Construction	
Operations Activation	

Awaiting MWAA fire suppression system installation at Dulles before Kardex Remstar can perform the final function checks. Completion anticipated in Q3 with final payment being made in Q4.

Budget and Funding (\$ Millions)

FY23 Current Budget	YTD % Budget Expended
\$0.00	0%

FY23 Funding Sources	YTD Expended
Formula	\$0.00
PRIIA	\$0.00
Other	\$0.00
Federal Subtotal	\$0.00
System Performance	\$0.00
Reimbursable/Other	\$0.00
DC Dedicated Funding	\$0.00
MD Dedicated Funding	\$0.00
VA Non-Restricted Dedicated Funding	\$0.00
VA Restricted Dedicated Funding	\$0.00
Local Subtotal	\$0.00
Debt	\$0.00
Net Accruals	\$0.00
Total FY23 Expenditures	\$0.00



There are no active contracts associated with this CIP



WASHINGTON METROPOLITAN AREA TRANSIT AUTHORITY

(CIP0033) Revenue Facility Equipment Replacement

FY2023 Q2

Initiative Type: Project
 Investment Program: Support Equipment/Services
 Investment Category: Business & Operations Support

Mode: Bus
 Location:

Description

This program replaces and rehabilitates deteriorated bus bins, cash vaults and other equipment used to collect and transport cash and coins.



Expected Outcome

Improves bus revenue processing reliability by reducing equipment failures.

Strategic Drivers

Safety	Security	Reliability/SGR

Overall Status

Development & Evaluation	
Implementation & Construction	
Operations Activation	

Processing Coin Counter was recieved in Q2. Vendor cancelled the order of High-Security Safe due to supply chain issues. It is anticipated that WMATA will resubmit the request.

Budget and Funding (\$ Millions)

FY23 Current Budget	YTD % Budget Expended
\$0.00	0%

FY23 Funding Sources	YTD Expended
Formula	\$0.00
PRIIA	\$0.00
Other	\$0.00
Federal Subtotal	\$0.00
System Performance	\$0.00
Reimbursable/Other	\$0.00
DC Dedicated Funding	\$0.00
MD Dedicated Funding	\$0.00
VA Non-Restricted Dedicated Funding	\$0.00
VA Restricted Dedicated Funding	\$0.00
Local Subtotal	\$0.01
Debt	\$0.01
Net Accruals	\$0.00
Total FY23 Expenditures	\$0.01



WASHINGTON METROPOLITAN AREA TRANSIT AUTHORITY

(CIP0033)

Top 30 Active Contracts by Allocated CIP Value

Contract Number	Vendor	Activity	Contract Value	Allocated CIP Value	Contract Start Date	Contract Expiration Date
C20074	SPX Technologies Inc	EQUIP_MATL	\$317,562	\$317,562	1/5/2019	1/4/2020



WASHINGTON METROPOLITAN AREA TRANSIT AUTHORITY

(CIP0034) Revenue Collection Facility Rehabilitation

FY2023 Q2

Initiative Type: Project
 Investment Program: Support Equipment/Services
 Investment Category: Business & Operations Support

Mode: Systemwide
 Location: Commonwealth of Virginia

Description

This project will rehabilitate the revenue collection facility where Metro processes revenue and restore it to a state of good repair.



Expected Outcome

Rehabilitate Metro's facility to maintain efficient and secure revenue collection operations.

Strategic Drivers

 Safety	 Security	 Reliability/SGR
---	--	---

Overall Status

Development & Evaluation	
Implementation & Construction	●
Operations Activation	●

Design reviews of revenue collection Facility Rehab project continue, reaching 90% by end of November.

Budget and Funding (\$ Millions)

FY23 Current Budget	YTD % Budget Expended
\$1.65	62%

FY23 Funding Sources	YTD Expended
Formula	\$0.00
PRIIA	\$0.00
Other	\$0.00
Federal Subtotal	\$0.00
System Performance	\$0.00
Reimbursable/Other	\$0.00
DC Dedicated Funding	\$0.00
MD Dedicated Funding	\$0.00
VA Non-Restricted Dedicated Funding	\$0.00
VA Restricted Dedicated Funding	\$0.00
Local Subtotal	\$1.05
Debt	\$1.05
Net Accruals	(\$0.02)
Total FY23 Expenditures	\$1.03



WASHINGTON METROPOLITAN AREA TRANSIT AUTHORITY

(CIP0034)

Top 30 Active Contracts by Allocated CIP Value

Contract Number	Vendor	Activity	Contract Value	Allocated CIP Value	Contract Start Date	Contract Expiration Date
FQ18033B	HNTB Corporation	CONSULT	\$80,930,311	\$20,000	1/2/2018	1/2/2023
FQ16036B	The Matthews Group, Inc. T/A TMG Constr	CONSTRUCTION	\$17,171,339	\$136,522	1/10/2017	1/9/2022
FQ19172L	Johnson, Mirmiran & Thompson Inc.	ENGINEERING	\$5,000,000	\$2,408,142	1/3/2019	1/3/2024



WASHINGTON METROPOLITAN AREA TRANSIT AUTHORITY

(CIP0035) Bicycle and Pedestrian Facility Rehabilitation

FY2023 Q2

Initiative Type: Program
 Investment Program: Platforms & Structures
 Investment Category: Stations and Passenger Facilities

Mode: Rail
 Location: Systemwide

Description

This program will improve non-vehicular access to Metrorail stations including: replacing bicycle racks and lockers that have reached the end of their useful life; as well as improving sidewalks and curb designs.



Expected Outcome

Improves the safety and security of customers through updated pedestrian access routes and bicycle storage facilities as measured by the Metrorail customer injury rate performance indicator [FY21 target of ≤177 injuries] and the rate of crimes against passengers performance indicator [FY21 target of ≤840 crimes]. Supports the region's goals of reducing vehicle use by providing additional and updated options to access Metrorail facilities by foot or bicycle.

Strategic Drivers

Overall Status

(Programs are ongoing)

Development & Evaluation	
Implementation & Construction	●
Operations Activation	●

This project is back at planning. It is estimated that an RFP will be submitted in January with a NTP in Q4-FY24. The SOW is being rewritten.

Budget and Funding (\$ Millions)

FY23 Current Budget	YTD % Budget Expended
\$3.58	10%

FY23 Funding Sources	YTD Expended
Formula	\$0.00
PRIIA	\$0.00
Other	\$0.00
Federal Subtotal	\$0.00
System Performance	\$0.00
Reimbursable/Other	\$0.00
DC Dedicated Funding	\$0.09
MD Dedicated Funding	\$0.09
VA Non-Restricted Dedicated Funding	\$0.06
VA Restricted Dedicated Funding	\$0.02
Local Subtotal	\$0.26
Debt	\$0.00
Net Accruals	\$0.09
Total FY23 Expenditures	\$0.35



WASHINGTON METROPOLITAN AREA TRANSIT AUTHORITY

(CIP0035)

Top 30 Active Contracts by Allocated CIP Value

Contract Number	Vendor	Activity	Contract Value	Allocated CIP Value	Contract Start Date	Contract Expiration Date
FQ15191-FY18	Gannett Fleming-Parsons Joint Venture II	CONSULT	\$100,000,000	\$13,000	1/11/2017	1/31/2023
FQ18033D	Jacobs Engineering Group, Inc.	CONSULT	\$84,500,000	\$1,597,713	1/21/2018	1/21/2023
CIT01211282	Copper River Information Technology	EQUIP_MATL	\$22,061,314	\$17,839	1/26/2021	1/31/2024
FQ16036A	Potomac Construction Co Inc	CONSTRUCTION	\$17,972,366	\$186,000	1/10/2017	1/9/2022
CQ19029	Insight Public Sector, Inc.	EQUIP_MATL	\$14,210,561	\$7,756	1/1/2018	1/31/2021
FQ11289-FY17	Potomac Construction Co Inc	CONSTRUCTION		\$250,000	1/12/2017	1/30/2019



WASHINGTON METROPOLITAN AREA TRANSIT AUTHORITY

(CIP0036) Procurement Program Support

FY2023 Q2

Initiative Type: Program Mode: Systemwide
 Investment Program: Support Equipment/Services Location: Systemwide
 Investment Category: Business & Operations Support

Description

Staff support for capital program procurement activity including support for the management and oversight of Metro's Small Business and Disadvantaged Business Enterprise Programs.



Expected Outcome

Addresses Metro compliance with federal and local jurisdictional regulations, including those regarding minority and small business contracting matters, and supports timely procurement of capital program and project contracts.

Strategic Drivers

Safety Security Reliability/SGR

Overall Status

(Programs are ongoing)

Development & Evaluation	
Implementation & Construction	●
Operations Activation	

Continous Staff support for capital program procurement activity including support for the management and oversight of Metro's Small Business and Disadvantaged Business Enterprise Programs.

Budget and Funding (\$ Millions)

FY23 Current Budget	YTD % Budget Expended
\$12.99	29%

FY23 Funding Sources	YTD Expended
Formula	\$0.00
PRIIA	\$0.00
Other	\$0.00
Federal Subtotal	\$0.00
System Performance	\$3.92
Reimbursable/Other	\$0.00
DC Dedicated Funding	\$0.00
MD Dedicated Funding	\$0.00
VA Non-Restricted Dedicated Funding	\$0.00
VA Restricted Dedicated Funding	\$0.00
Local Subtotal	\$3.92
Debt	\$0.00
Net Accruals	(\$0.22)
Total FY23 Expenditures	\$3.70



WASHINGTON METROPOLITAN AREA TRANSIT AUTHORITY

(CIP0036)

Top 30 Active Contracts by Allocated CIP Value

Contract Number	Vendor	Activity	Contract Value	Allocated CIP Value	Contract Start Date	Contract Expiration Date
FQ18033C	WSP USA Inc.	CONSULT	\$73,566,000	\$249,721	1/15/2018	1/15/2023



WASHINGTON METROPOLITAN AREA TRANSIT AUTHORITY

(CIP0039) System Planning and Development

FY2023 Q2

Initiative Type: Program
 Investment Program: Support Equipment/Services
 Investment Category: Business & Operations Support

Mode: Systemwide
 Location: Systemwide

Description

This program conducts near-term and long-range planning studies and produces plans for station improvements that improve pedestrian flow, travel time, customer experience, vertical transportation, bus and rail operations, and station access.



Expected Outcome

Allows Metro to continue to improve service to equitably meet customer and regional needs.

Strategic Drivers



Safety



Security



Reliability/SGR

Overall Status

(Programs are ongoing)

Development & Evaluation	●
Implementation & Construction	●
Operations Activation	●

Metro has multiple ongoing studies aimed at analyzing trends and issues impacting the regional bus network. A Bus Network Redesign (BNR) study was launched at the start of FY2023, which will review all aspects of bus service related to Metrobus, Prince George's County's TheBus and the City of Fairfax's CUE systems. As of Q2, efforts have focused on public outreach and stakeholder engagement.

Budget and Funding (\$ Millions)

FY23 Current Budget	YTD % Budget Expended
\$9.71	35%

FY23 Funding Sources	YTD Expended
Formula	\$0.00
PRIIA	\$0.00
Other	\$0.00
Federal Subtotal	\$0.00
System Performance	\$2.01
Reimbursable/Other	\$0.00
DC Dedicated Funding	\$0.00
MD Dedicated Funding	\$0.00
VA Non-Restricted Dedicated Funding	\$0.00
VA Restricted Dedicated Funding	\$0.00
Local Subtotal	\$2.01
Debt	\$0.00
Net Accruals	\$1.43
Total FY23 Expenditures	\$3.44

Notes: All figures are preliminary and unaudited.



WASHINGTON METROPOLITAN AREA TRANSIT AUTHORITY

(CIP0039)

Top 30 Active Contracts by Allocated CIP Value

Contract Number	Vendor	Activity	Contract Value	Allocated CIP Value	Contract Start Date	Contract Expiration Date
FQ18033A	Parsons Transportation Group Inc	CONSULT	\$74,000,000	\$232,653	1/24/2018	1/24/2023
FQ15005A	AECOM, USA, INC.	CONSULT	\$8,627,916	\$2,047,971	1/5/2015	1/31/2020
FQ15005B	Kimley-Horn and Associates, Inc.	CONSULT	\$4,925,967	\$261,752	1/16/2015	1/31/2020
C20102H	Kimley-Horn and Associates, Inc.	CONSULT	\$3,999,898	\$3,999,898	1/1/2020	1/30/2023
FQ15005C	VHB - Vanasse Hangen Brustlin, Inc.	CONSULT	\$2,690,515	\$407,336	1/5/2015	1/31/2020
CQ20005	Massachusetts Institute of Technology	CONSULT	\$1,603,194	\$1,603,194	1/22/2021	1/30/2024
CPLAN222199	KORBATO	CONSULT	\$1,252,116	\$1,252,116	1/18/2022	1/16/2027
C20102B	Cambridge Systematics, Inc.	CONSULT	\$1,094,878	\$189,644	1/1/2020	1/30/2023
C20102K	VHB - Vanasse Hangen Brustlin, Inc.	CONSULT	\$707,534	\$314,793	1/1/2020	1/30/2023
CQ17127	KORBATO	PLANNING	\$610,500	\$120,000	1/10/2017	1/9/2019
C20102F	IBI Group Professional Services USA Inc	CONSULT	\$404,981	\$404,980	1/1/2020	1/30/2023
CPLAN222058	University of Maryland	CONSULT	\$350,000		1/27/2022	1/29/2024
CPLAN211091	MVS Inc	CONSULT	\$331,944	\$331,944	1/8/2020	1/31/2021
FQ15124_AN N	AnnuK Incorporated	CONSULT		\$123,100	1/14/2016	1/30/2021



WASHINGTON METROPOLITAN AREA TRANSIT AUTHORITY

(CIP0042) Asset Management Software Improvements

FY2023 Q2

Initiative Type: Program
 Investment Program: IT
 Investment Category: Business & Operations Support

Mode: Systemwide
 Location: Systemwide

Description

This program evaluates Metro's asset management business practices and supports implementation of new software.



Expected Outcome

Allows Metro to better maintain assets due to improved awareness of condition and more efficient tracking of assets throughout their lifecycle from initial procurement to disposal.

Strategic Drivers

 Safety	 Security	 Reliability/SGR
---	--	---

Overall Status

(Programs are ongoing)

Development & Evaluation	
Implementation & Construction	●
Operations Activation	

Metro is completing tasks related to the decommissioning of the Windchill application and consolidation of PLM functionality into Metro's existing asset management system. This project is now on hold, pending decision on the decommissioning of Windchill.

Budget and Funding (\$ Millions)

FY23 Current Budget	YTD % Budget Expended
\$1.00	0%

FY23 Funding Sources	YTD Expended
Formula	\$0.00
PRIIA	\$0.00
Other	\$0.00
Federal Subtotal	\$0.00
System Performance	\$0.01
Reimbursable/Other	\$0.00
DC Dedicated Funding	\$0.00
MD Dedicated Funding	\$0.00
VA Non-Restricted Dedicated Funding	\$0.00
VA Restricted Dedicated Funding	\$0.00
Local Subtotal	\$0.01
Debt	\$0.00
Net Accruals	(\$0.01)
Total FY23 Expenditures	\$0.00



WASHINGTON METROPOLITAN AREA TRANSIT AUTHORITY

(CIP0042)

Top 30 Active Contracts by Allocated CIP Value

Contract Number	Vendor	Activity	Contract Value	Allocated CIP Value	Contract Start Date	Contract Expiration Date
FQ14079	Birlasoft Consulting Inc.	CONSULT	\$7,884,431	\$2,012,693	1/15/2014	1/14/2019
FQ15124_C2 H	CH2M HILL Inc	CONSULT		\$499,808	1/14/2016	1/30/2021



WASHINGTON METROPOLITAN AREA TRANSIT AUTHORITY

(CIP0043) Bus and Rail Scheduling and Operations Software Improvements

FY2023 Q2

Initiative Type: Project
 Investment Program: IT
 Investment Category: Business & Operations Support

Mode: Systemwide
 Location: Systemwide

Description

This project will acquire software for both bus and rail scheduling functions.



Expected Outcome

Increase the flexibility and efficiency of creating revenue service schedules to meet the needs of customers while reducing costs associated with operating and maintaining the system.

Strategic Drivers

		
Safety	Security	Reliability/SGR

Overall Status

Development & Evaluation	
Implementation & Construction	●
Operations Activation	●

Phase 1 Rail Scheduling is undergoing design review process and testing is expected to begin in Q3. Phase 2 working sessions of Daily Rail Continued.

Budget and Funding (\$ Millions)

FY23 Current Budget	YTD % Budget Expended
\$5.12	13%

FY23 Funding Sources	YTD Expended
Formula	\$0.00
PRIIA	\$0.00
Other	\$0.00
Federal Subtotal	\$0.00
System Performance	\$0.15
Reimbursable/Other	\$0.00
DC Dedicated Funding	\$0.12
MD Dedicated Funding	\$0.11
VA Non-Restricted Dedicated Funding	\$0.08
VA Restricted Dedicated Funding	\$0.02
Local Subtotal	\$0.48
Debt	\$0.01
Net Accruals	\$0.18
Total FY23 Expenditures	\$0.66



WASHINGTON METROPOLITAN AREA TRANSIT AUTHORITY

(CIP0043)

Top 30 Active Contracts by Allocated CIP Value

Contract Number	Vendor	Activity	Contract Value	Allocated CIP Value	Contract Start Date	Contract Expiration Date
FQ18033C	WSP USA Inc.	CONSULT	\$70,000,000	\$37,048	1/15/2018	1/15/2023
CQ19104	Dell Marketing LP	IT_HARDWARE_BUS	\$55,000,000	\$19,589	1/23/2019	1/22/2022
C20059	Giro Inc	IT_SOFTWARE_BUS	\$8,062,440	\$8,062,440	1/14/2022	1/13/2023
CQ18192	Trapeze Software Group Inc	IT_SOFTWARE_BUS	\$5,899,467	\$238,036	1/1/2019	1/30/2021
FQ15124_COM	Compass Solutions LLC	CONSULT		\$7,680	1/14/2016	1/30/2020
FQ15124_ESI	Elegant Enterprise Wide Solutions, Inc.	CONSULT		\$144,000	1/14/2016	1/30/2020



WASHINGTON METROPOLITAN AREA TRANSIT AUTHORITY

(CIP0056) Rail Service Management Software Improvements

FY2023 Q2

Initiative Type: Program
 Investment Program: IT
 Investment Category: Business & Operations Support

Mode: Rail
 Location: Systemwide

Description

This program will provide software updates and system integration between the Rail Operations Control Center (ROCC) and Passenger Information Display System (PIDS) at each station, ensuring train information is accurate and available to customers.



Expected Outcome

Provides information to Metrorail customers and employees regarding train arrival schedules and service disruptions.

Strategic Drivers

Overall Status

(Programs are ongoing)

Development & Evaluation	●
Implementation & Construction	●
Operations Activation	●

Development of ROCC Hub, an integrated software system for the ROCC that will reduce paperwork and streamline processes, continued in Q2 and expected completion is in Q3. In Q2, training support such as certification, skill drills, and on-the-job training took place in the ROCC

Budget and Funding (\$ Millions)

FY23 Current Budget	YTD % Budget Expended
\$7.81	3%

FY23 Funding Sources	YTD Expended
Formula	\$0.00
PRIIA	\$0.00
Other	\$0.00
Federal Subtotal	\$0.00
System Performance	\$0.23
Reimbursable/Other	\$0.00
DC Dedicated Funding	\$0.00
MD Dedicated Funding	\$0.00
VA Non-Restricted Dedicated Funding	\$0.00
VA Restricted Dedicated Funding	\$0.00
Local Subtotal	\$0.23
Debt	\$0.00
Net Accruals	(\$0.01)
Total FY23 Expenditures	\$0.22



WASHINGTON METROPOLITAN AREA TRANSIT AUTHORITY

(CIP0056)

Top 30 Active Contracts by Allocated CIP Value

Contract Number	Vendor	Activity	Contract Value	Allocated CIP Value	Contract Start Date	Contract Expiration Date
FQ18033C	WSP USA Inc.	CONSULT	\$75,000,000	\$477,973	1/15/2018	1/15/2023
CQ19104	Dell Marketing LP	IT_SOFTWARE_OTH	\$60,000,000	\$1,442,231	1/23/2019	1/22/2022
CIT01211282	Copper River Information Technology	IT_HARDWRE_RAIL	\$22,061,314	\$952,159	1/26/2021	1/31/2024
CQ15052	Wabtec Transportation Systems LLC	CONSULT	\$3,522,520	\$196,715	1/31/2015	1/31/2021
CIT01222013-PMG	Kambrian Corporation	CONSULT	\$104,514	\$104,514	1/13/2021	1/12/2022
FQ15124_AN N	Annuk Incorporated	CONSULT		\$73,100	1/14/2016	1/30/2020
FQ15124_PO W	Powersolv Inc	CONSULT		\$182,730	1/14/2016	1/30/2020
FQ15124_SFA	Susan Fitzgerald & Associates, Inc.	CONSULT		\$325,892	1/14/2016	1/30/2020
FQ15124_SIR C*	Software Information Resource Corporatio	CONSULT		\$522,382	1/13/2016	1/30/2020
FQ15124_22N D*	22nd Century Technologies Inc	CONSULT		\$576,333	1/13/2016	1/30/2020
FQ15124_CW	CW Professional Services LLC	CONSULT		\$624,118	1/13/2016	1/30/2020
FQ15124_NF F	Networking for Future, Inc. (NFF, Inc.)	CONSULT		\$703,491	1/14/2016	1/30/2020



WASHINGTON METROPOLITAN AREA TRANSIT AUTHORITY

(CIP0059) 8000-Series Railcars

FY2023 Q2

Initiative Type: Project
 Investment Program: Acquisition
 Investment Category: Railcar and Railcar Facilities

Mode: Rail
 Location: Systemwide

Description

This project acquires up to 800 new 8000 series railcars. The initial 360 vehicles replace the 2000 and 3000 series railcars.



Expected Outcome

Acquires new railcars to allow for retirement of the 2000 and 3000 series cars at the end of their 40-year service life. Maintaining the rail fleet in a state of good repair prevents future safety and reliability concerns as measured by the Rail Fleet Reliability performance indicator [FY21 ≥15,000 miles between failure]. In addition, new railcars reduce maintenance needs, and provides improved customer features.

Strategic Drivers

 Safety	 Security	 Reliability/SGR
---	--	---

Overall Status

Development & Evaluation	
Implementation & Construction	●
Operations Activation	

Revisions to design work for the new 8000-series railcars continued in Q2. The awarded contract is for 256 railcars, with options to build up to 800. A list of parts suppliers is anticipated in Q3 FY24.

Budget and Funding (\$ Millions)

FY23 Current Budget	YTD % Budget Expended
\$43.30	11%

FY23 Funding Sources	YTD Expended
Formula	\$0.00
PRIIA	\$0.00
Other	\$0.00
Federal Subtotal	\$0.00
System Performance	\$0.00
Reimbursable/Other	\$0.00
DC Dedicated Funding	\$0.19
MD Dedicated Funding	\$0.18
VA Non-Restricted Dedicated Funding	\$0.13
VA Restricted Dedicated Funding	\$0.04
Local Subtotal	\$4.71
Debt	\$4.18
Net Accruals	\$0.16
Total FY23 Expenditures	\$4.87



WASHINGTON METROPOLITAN AREA TRANSIT AUTHORITY

(CIP0059)

Top 30 Active Contracts by Allocated CIP Value

Contract Number	Vendor	Activity	Contract Value	Allocated CIP Value	Contract Start Date	Contract Expiration Date
CQ19038	Hitachi Rail Washington LLC	RAILCARS	\$685,000,000	\$685,000,000	1/30/2020	1/29/2030
FQ14079	Birlasoft Consulting Inc.	CONSULT	\$11,605,248	\$615,120	1/15/2014	1/30/2020
FQ18149	Hatch Associates Consultants Inc	ENGINEERING	\$3,044,834	\$3,044,834	1/18/2018	1/17/2025
F20101_SS_B	Susan Fitzgerald & Associates, Inc.	CONSULT	\$2,582,682	\$2,582,681	1/1/2021	1/31/2024
FQ15124_SIR C*	Software Information Resource Corporatio	CONSULT		\$149,008	1/13/2016	1/30/2020
FQ15124_PO W	Powersolv Inc	CONSULT		\$109,560	1/14/2016	1/30/2020
FQ15124_SFA	Susan Fitzgerald & Associates, Inc.	CONSULT		\$166,122	1/14/2016	1/30/2020
FQ15124_LIM	Limbic Systems Inc	CONSULT		\$191,400	1/14/2016	1/30/2020



WASHINGTON METROPOLITAN AREA TRANSIT AUTHORITY

(CIP0063) Rail Vehicle Scheduled Maintenance Program

FY2023 Q2

Initiative Type: Program
 Investment Program: Maintenance/Overhaul
 Investment Category: Railcar and Railcar Facilities

Mode: Rail
 Location: Systemwide

Description

This program will support scheduled overhauls of approximately one-fifth of the fleet (225 cars) annually. Major rail vehicle systems overhauled include, but are not limited to, replacement of wheels, brakes, traction motors, propulsion systems, HVAC, couplers and vital relays.



Expected Outcome

Maintains the rail fleet in a state of good repair to prevent future safety and reliability concerns as measured by the Rail Fleet Reliability performance indicator [FY21 ≥ 15000 miles between failure] and the Metrorail customer injury rate performance indicator [FY21 target of ≤177 injuries].

Strategic Drivers

 Safety	 Security	 Reliability/SGR
---	--	---

Overall Status

(Programs are ongoing)

Development & Evaluation	
Implementation & Construction	●
Operations Activation	●

Metro completed Scheduled Maintenance Program (SMP) work on 18 railcars (4 cars for the 2000 Series and 14 cars for the 6000 Series) out of a planned 114 railcars for FY2023. The rehabilitation for the 2000 Series was delayed by their ongoing use for passenger service while most of the 7000 Series remained sidelined. Completion of the coupler campaign for the 6000 Series was delayed by problems with parts provided by the vendor.

Budget and Funding (\$ Millions)

FY23 Current Budget	YTD % Budget Expended
\$67.83	62%

FY23 Funding Sources	YTD Expended
Formula	\$27.25
PRIIA	\$1.17
Other	\$0.00
Federal Subtotal	\$28.43
System Performance	\$0.00
Reimbursable/Other	\$0.00
DC Dedicated Funding	\$4.05
MD Dedicated Funding	\$3.79
VA Non-Restricted Dedicated Funding	\$2.71
VA Restricted Dedicated Funding	\$0.80
Local Subtotal	\$11.36
Debt	\$0.00
Net Accruals	\$2.07
Total FY23 Expenditures	\$41.85



WASHINGTON METROPOLITAN AREA TRANSIT AUTHORITY

(CIP0063)

Top 30 Active Contracts by Allocated CIP Value

Contract Number	Vendor	Activity	Contract Value	Allocated CIP Value	Contract Start Date	Contract Expiration Date
FQ18033G	Gannett Fleming Engineers and Architects	CONSULT	\$90,000,000	\$50,000	1/23/2018	1/23/2023
FCMNT211263	Kawasaki Rail Car Inc	RAIL_REHAB	\$85,021,056	\$42,510,528	1/5/2022	1/4/2025
FQ18033F	DHA/RK&K Joint Venture	CONSULT	\$45,500,000	\$508,978	1/16/2018	1/16/2023
FCMNT222203-RLJ-	Voith Turbo, Inc.	RAIL_REHAB	\$25,351,114	\$12,675,557	1/2/2023	1/1/2026
C20138	Merak North America	REPAIRABLES	\$3,423,578	\$3,423,580	1/24/2020	1/23/2022
FQ19190	International Process	REPAIRABLES	\$2,850,000	\$1,377,792	1/3/2019	1/2/2020
CQ17033	Merak North America	REPAIRABLES	\$1,800,000	\$26,981	1/27/2017	1/25/2020
C20081	Standard Steel LLC	RAIL_REHAB	\$1,792,000	\$1,792,000	1/7/2019	1/5/2020
FQ18129	Saft America Inc	REPAIRABLES	\$810,400	\$331,900	1/29/2018	1/5/2020
CQ19242	Better Engineering Mfg Inc	REPAIRABLES	\$631,852	\$631,852	1/18/2019	1/19/2020
CQ19051	rdg, Inc.	REPAIRABLES	\$612,800	\$306,400	1/11/2018	1/6/2020
CCMNT211126-ER	Simmons Machine Tool Corp	RAIL_REHAB	\$523,835	\$208,970	1/14/2021	1/15/2023
FQ18184	Maintenance Solutions, Inc.	EQUIP_MATL	\$474,110	\$158,037	1/11/2018	1/10/2020
FCMNT222238	Schunk Cardon Technology LLC	RAIL_REHAB	\$470,430	\$235,215	1/3/2022	1/2/2024
FQ18214/RLJ	Universal Interiors LLC	REPAIRABLES	\$307,848	\$307,845	1/4/2018	1/3/2019
FQ18202	Phillips Corporation	REPAIRABLES	\$254,450	\$254,450	1/1/2018	1/30/2019



WASHINGTON METROPOLITAN AREA TRANSIT AUTHORITY

(CIP0067) Rail Vehicle Safety & Reliability Improvements

FY2023 Q2

Initiative Type: Program
 Investment Program: Maintenance/Overhaul
 Investment Category: Railcar and Railcar Facilities

Mode: Rail
 Location: Systemwide

Description

This program performs engineering analysis, diagnosis, testing and resolution of safety, maintenance and operational issues for Metro railcars.



Expected Outcome

Improves and maintains the reliability of the railcar fleet as measured by the Rail Fleet Reliability performance indicator [FY21 ≥15,000 miles between failure].

Strategic Drivers

		
Safety	Security	Reliability/SGR

Overall Status

(Programs are ongoing)

Development & Evaluation	
Implementation & Construction	●
Operations Activation	

Metro is continuing fleet implementation for Precision Station Stop and Stop & Proceed software updates for the 2000/3000 Series Railcars. The final bench test unit for Converter Function Module is anticipated to be delivered in Q3 of FY2023.

Budget and Funding (\$ Millions)

FY23 Current Budget	YTD % Budget Expended
\$3.76	102%

FY23 Funding Sources	YTD Expended
Formula	\$0.00
PRIIA	\$0.06
Other	\$0.10
Federal Subtotal	\$0.15
System Performance	\$0.00
Reimbursable/Other	\$0.00
DC Dedicated Funding	\$1.29
MD Dedicated Funding	\$1.21
VA Non-Restricted Dedicated Funding	\$0.86
VA Restricted Dedicated Funding	\$0.26
Local Subtotal	\$3.62
Debt	\$0.00
Net Accruals	\$0.05
Total FY23 Expenditures	\$3.82



WASHINGTON METROPOLITAN AREA TRANSIT AUTHORITY

(CIP0067)

Top 30 Active Contracts by Allocated CIP Value

Contract Number	Vendor	Activity	Contract Value	Allocated CIP Value	Contract Start Date	Contract Expiration Date
FQ19148	Hatch Associates Consultants Inc	ENGINEERING	\$24,676,051	\$225,000	1/8/2019	1/30/2026
C20147	K&J Safety & Security Consulting	CONSULT	\$19,773,890	\$15,000	1/30/2020	1/31/2025
CQ9205 - FY19	Hatch Associates Consultants Inc	ENGINEERING	\$15,234,969	\$312,687	1/13/2018	1/30/2020
FQ18116	Alstom Signaling Inc	ENGINEERING	\$1,548,462	\$1,548,460	1/25/2018	1/24/2021
FQ17046	Alstom Transportation Inc	ENGINEERING	\$1,169,938	\$1,169,938	1/2/2018	1/1/2020



WASHINGTON METROPOLITAN AREA TRANSIT AUTHORITY

(CIP0072) Elevator Rehabilitation Program

FY2023 Q2

Initiative Type: Program
 Investment Program: Vertical Transportation
 Investment Category: Stations and Passenger Facilities

Mode: Rail
 Location: Systemwide

Description

This program rehabilitates elevators at Metrorail stations across the system including the replacement of internal elevator components and lighting upgrades to maintain a state of good repair.



Expected Outcome

Maintains elevators in a state of good repair to preserve availability as measured by the Elevator Availability key performance indicator [FY21 target ≥97%].

Strategic Drivers

 Safety	 Security	 Reliability/SGR
---	--	---

Overall Status

(Programs are ongoing)

Development & Evaluation	
Implementation & Construction	●
Operations Activation	●

2 units completed (Hyattsville Crossing & Ft. Totten) and DuPont Circle is being added to the existing contract. Solicitation for new contract, for 72 hydrolic and 30 traction units was canceled, due to unsatisfactory bids and new codes coming into effect. New scope and specs to be reassessed over next 6-12 months.

Budget and Funding (\$ Millions)

FY23 Current Budget	YTD % Budget Expended
\$12.38	14%

FY23 Funding Sources	YTD Expended
Formula	\$0.00
PRIIA	\$0.87
Other	\$0.00
Federal Subtotal	\$0.87
System Performance	\$0.00
Reimbursable/Other	\$0.00
DC Dedicated Funding	\$0.04
MD Dedicated Funding	\$0.04
VA Non-Restricted Dedicated Funding	\$0.03
VA Restricted Dedicated Funding	\$0.01
Local Subtotal	\$0.11
Debt	\$0.00
Net Accruals	\$0.81
Total FY23 Expenditures	\$1.79



WASHINGTON METROPOLITAN AREA TRANSIT AUTHORITY

(CIP0072)

Top 30 Active Contracts by Allocated CIP Value

Contract Number	Vendor	Activity	Contract Value	Allocated CIP Value	Contract Start Date	Contract Expiration Date
FQ18033F	DHA/RK&K Joint Venture	CONSULT	\$95,000,000	\$223,075	1/16/2018	1/16/2023
FQ14021R	Tompkins/Mid-American JV	CONSTRUCTION	\$38,548,424	\$23,375,195	1/9/2014	1/24/2024
FBPLN222297-SV	Benons LLC dba Falcon Transport	3RD_PARTY	\$1,098,749	\$206,955	1/1/2022	1/31/2023
FQ18060	Benons LLC dba Falcon Transport	3RD_PARTY	\$651,586	\$651,510	1/15/2018	1/14/2019



WASHINGTON METROPOLITAN AREA TRANSIT AUTHORITY

(CIP0073) Escalator Rehabilitation Program

FY2023 Q2

Initiative Type: Program
 Investment Program: Vertical Transportation
 Investment Category: Stations and Passenger Facilities

Mode: Rail
 Location: Systemwide

Description

This program rehabilitates escalators at Metrorail stations to maintain a state of good repair.



Expected Outcome

Maintains escalators in a state of good repair to prevent potential safety issues and preserve availability as measured by the Escalator Availability key performance indicator [FY21 target ≥92%].

Strategic Drivers

 Safety	 Security	 Reliability/SGR
---	--	---

Overall Status

(Programs are ongoing)

Development & Evaluation	
Implementation & Construction	●
Operations Activation	●

7 units completed (2 at Gallery Place, McPherson Sq, Anacostia, Mt. Vernon, Farragut West, Mt. Vernon, Ft. Totten)

Budget and Funding (\$ Millions)

FY23 Current Budget	YTD % Budget Expended
\$16.01	50%

FY23 Funding Sources	YTD Expended
Formula	\$0.00
PRIIA	\$6.06
Other	\$0.00
Federal Subtotal	\$6.06
System Performance	\$0.00
Reimbursable/Other	\$0.00
DC Dedicated Funding	\$0.02
MD Dedicated Funding	\$0.02
VA Non-Restricted Dedicated Funding	\$0.01
VA Restricted Dedicated Funding	\$0.00
Local Subtotal	\$0.05
Debt	\$0.00
Net Accruals	\$1.92
Total FY23 Expenditures	\$8.03



WASHINGTON METROPOLITAN AREA TRANSIT AUTHORITY

(CIP0073)

Top 30 Active Contracts by Allocated CIP Value

Contract Number	Vendor	Activity	Contract Value	Allocated CIP Value	Contract Start Date	Contract Expiration Date
FQ12220	Kone Inc	CONSTRUCTION	\$152,482,462		1/14/2013	1/24/2020
FQ18033F	DHA/RK&K Joint Venture	CONSULT	\$95,000,000	\$212,075	1/16/2018	1/16/2023
FQ19006	TMAKm Joint Venture	CONSTRUCTION	\$65,383,719	\$65,383,719	1/28/2019	1/27/2024



WASHINGTON METROPOLITAN AREA TRANSIT AUTHORITY

(CIP0076) Rail System Power Upgrades

FY2023 Q2

Initiative Type: Project
 Investment Program: Power
 Investment Category: Rail Systems

Mode: Rail
 Location: Systemwide

Description

This project will upgrade and replace electrical infrastructure equipment to improve performance of the rail power system and accommodate additional eight-car trains. Upgrades to the rail power infrastructure include traction power substations, tie breaker stations, cabling, and transformers to both increase system capacity and reliability. Future upgrades on the Red, Yellow, and Green lines will be completed with the needed state of good repair work under CIP0253.



Expected Outcome

Contributes to Metro's ability to operate more eight-car trains in revenue service to increase capacity, reduce crowding, and improve the riding experience for Metrorail customers.

Strategic Drivers

Overall Status

Development & Evaluation	
Implementation & Construction	●
Operations Activation	●

Metro has completed cable replacement and Tie Breaker Station/Traction Power Substation installations on the Blue, Red, Green, and Orange Lines. Blue Line will continue through FY2023 due to delays caused by power testing and other locations are undergoing closeout activities. Red Green & Orange Lines will continue to work on TPSS and is expected to be completed in FY24 Q2/Q3.

Budget and Funding (\$ Millions)

FY23 Current Budget	YTD % Budget Expended
\$15.88	83%

FY23 Funding Sources	YTD Expended
Formula	\$0.00
PRIIA	\$0.00
Other	\$0.00
Federal Subtotal	\$0.00
System Performance	\$0.00
Reimbursable/Other	\$0.38
DC Dedicated Funding	\$0.00
MD Dedicated Funding	\$0.00
VA Non-Restricted Dedicated Funding	\$0.00
VA Restricted Dedicated Funding	\$0.00
Local Subtotal	\$13.12
Debt	\$12.74
Net Accruals	\$0.00
Total FY23 Expenditures	\$13.12



WASHINGTON METROPOLITAN AREA TRANSIT AUTHORITY

(CIP0076)

Top 30 Active Contracts by Allocated CIP Value

Contract Number	Vendor	Activity	Contract Value	Allocated CIP Value	Contract Start Date	Contract Expiration Date
FQ15192-FY19	Mott MacDonald I&E, LLC	CONSULT	\$100,000,000	\$137,667	1/4/2017	1/30/2020
FQ18033G	Gannett Fleming Engineers and Architects	CONSULT	\$82,000,000	\$795,384	1/23/2018	1/23/2023
FQ18033D	Jacobs Engineering Group, Inc.	CONSULT	\$80,500,000	\$111,943	1/21/2018	1/21/2023
FQ19061	C3M Power Systems, LLC	CONSTRUCTION	\$69,412,884	\$5,412,884	1/22/2019	1/30/2021
FQ18033C	WSP USA Inc.	CONSULT	\$65,000,000	\$453,974	1/15/2018	1/15/2023
FQ17165	C3M Power Systems, LLC	CONSTRUCTION	\$60,121,710	\$4,722,221	1/20/2018	1/30/2023
FQ15192-FY18	Mott MacDonald I&E, LLC	CONSULT	\$60,000,000	\$1,205,326	1/8/2017	1/31/2019
FQ16148	C3M Power Systems, LLC	CONSTRUCTION	\$57,396,617	\$1,685,000	1/7/2017	1/25/2022
FQ18033A	Parsons Transportation Group Inc	CONSULT	\$55,000,000	\$294,371	1/24/2018	1/24/2023
C20147	K&J Safety & Security Consulting	CONSTRUCTION	\$19,773,890	\$75,000	1/30/2020	1/31/2025
FQ17101B	Kupper Engineering, Inc.	EQUIP_MATL	\$10,000,000	\$803,520	1/7/2018	1/30/2020
FQ15237R	Clark Construction Group, LLC	CONSTRUCTION	\$5,180,808	\$25,626	1/26/2016	1/30/2020
CQ18173-COOP	Graybar Electric Co Inc	EQUIP_MATL	\$5,000,000	\$52,560	1/30/2018	1/31/2023
CQ19274-COOP	CDW Direct LLC CDW Direct	IT_HARDWARE_OT H	\$2,401,714	\$379,589	1/28/2019	1/27/2020
FCMOWE21007	ETAP Automation - USA	ENGINEERING	\$210,000	\$210,000	1/2/2021	1/5/2022
FQ15191-FY18	Gannett Fleming-Parsons Joint Venture II	CONSULT		\$3,720,967	1/11/2017	1/31/2020



WASHINGTON METROPOLITAN AREA TRANSIT AUTHORITY

(CIP0087) Station and Facility Restoration Program

FY2023 Q2

Initiative Type: Program
 Investment Program: Platforms & Structures
 Investment Category: Stations and Passenger Facilities

Mode: Rail
 Location: Systemwide

Description

This program consists of evaluation of station condition, replacement of worn materials and fixtures, thorough cleaning and power washing of concrete and architectural features and the rehabilitation of restrooms and breakrooms. Each Metrorail station is scheduled for restoration approximately every four years.



Expected Outcome



Provides customers and employees with a safe, clean and well-maintained environment.

Strategic Drivers

		
Safety	Security	Reliability/SGR

Overall Status

(Programs are ongoing)

Development & Evaluation	
Implementation & Construction	
Operations Activation	

Braddock Rd is complete. Suitland and Brookland are 85% complete and will be 100% complete in the spring when weather conditions improve. Dupont Circle has also been pushed due to weather conditions.

Budget and Funding (\$ Millions)

FY23 Current Budget	YTD % Budget Expended
\$11.84	55%

FY23 Funding Sources	YTD Expended
Formula	\$0.00
PRIIA	\$0.00
Other	\$0.00
Federal Subtotal	\$0.00
System Performance	\$0.00
Reimbursable/Other	\$0.00
DC Dedicated Funding	\$0.33
MD Dedicated Funding	\$0.31
VA Non-Restricted Dedicated Funding	\$0.22
VA Restricted Dedicated Funding	\$0.06
Local Subtotal	\$6.53
Debt	\$5.62
Net Accruals	(\$0.04)
Total FY23 Expenditures	\$6.50



WASHINGTON METROPOLITAN AREA TRANSIT AUTHORITY

(CIP0087)

Top 30 Active Contracts by Allocated CIP Value

Contract Number	Vendor	Activity	Contract Value	Allocated CIP Value	Contract Start Date	Contract Expiration Date
FRBIR222275	C3M Power Systems, LLC	CONSTRUCTION	\$108,102,205	\$162,353	1/26/2022	1/25/2027
FQ18033G	Gannett Fleming Engineers and Architects	CONSULT	\$90,000,000	\$1,232,950	1/23/2018	1/23/2023
FQ18033F	DHA/RK&K Joint Venture	CONSULT	\$88,000,000	\$102,820	1/16/2018	1/16/2023
FQ16148	C3M Power Systems, LLC	3RD_PARTY	\$37,352,404	\$197,000	1/7/2017	1/25/2022
C20065	GRAINGER	EQUIP_MATL	\$5,000,000	\$79,788	1/13/2019	1/31/2022
C20049	Herc Rentals Inc	EQUIP_MATL	\$2,000,000	\$5,860	1/13/2019	1/31/2023
C20023	RPS Corporation	EQUIP_MATL	\$210,550	\$210,550	1/13/2019	1/11/2020



WASHINGTON METROPOLITAN AREA TRANSIT AUTHORITY

(CIP0088) Station Entrance Canopy Installation

FY2023 Q2

Initiative Type: Project
 Investment Program: Platforms & Structures
 Investment Category: Stations and Passenger Facilities

Mode: Rail
 Location: Systemwide

Description

This project installs new station entrance canopies over entry escalators and stairways.



Expected Outcome

Improves the reliability and useful life of escalators by protecting escalators and stairways from exposure to weather as measured by the Escalator Availability key performance indicator [FY21 target ≥92%]. Provides additional coverage for customers as they enter and exit the station.

Strategic Drivers

 Safety	 Security	 Reliability/SGR
---	--	---

Overall Status

Development & Evaluation	
Implementation & Construction	●
Operations Activation	●

DuPont Circle canopy punch list completed in Q2, full contract close out in Q3. Bethesda stairway installation completed in Q2 and College Park stairs scheduled to be completed in Q4. Work underway on Smithsonian canopy (expected Q3FY24), Judiciary Square stairs (expected Q4 FY23) and canopy (Q3FY25). Preliminary work for canopy installation and station maintenance began in Q2 at Archives and U Street Stations, expected to be completed in Q3 FY25.

Budget and Funding (\$ Millions)

FY23 Current Budget	YTD % Budget Expended
\$7.38	55%

FY23 Funding Sources	YTD Expended
Formula	\$2.86
PRIIA	\$0.00
Other	\$0.00
Federal Subtotal	\$2.86
System Performance	\$0.00
Reimbursable/Other	\$0.00
DC Dedicated Funding	\$0.27
MD Dedicated Funding	\$0.25
VA Non-Restricted Dedicated Funding	\$0.18
VA Restricted Dedicated Funding	\$0.05
Local Subtotal	\$0.75
Debt	\$0.00
Net Accruals	\$0.47
Total FY23 Expenditures	\$4.08

Notes: All figures are preliminary and unaudited.



WASHINGTON METROPOLITAN AREA TRANSIT AUTHORITY

(CIP0088)

Top 30 Active Contracts by Allocated CIP Value

Contract Number	Vendor	Activity	Contract Value	Allocated CIP Value	Contract Start Date	Contract Expiration Date
FQ18033G	Gannett Fleming Engineers and Architects	ENGINEERING	\$82,000,000	\$100,000	1/23/2018	1/23/2023
FQ19172G	Gannett Fleming Engineers and Architects	ENGINEERING	\$72,500,000	\$355,511	1/3/2019	1/3/2024
FQ18033B	HNTB Corporation	ENGINEERING	\$65,000,000	\$10,000	1/2/2018	1/2/2023
FQ18033C	WSP USA Inc.	CONSULT	\$60,000,000	\$100,000	1/15/2018	1/15/2023
FQ18033F	DHA/RK&K Joint Venture	CONSULT	\$45,500,000	\$3,870,419	1/16/2018	1/16/2023
FMCAP211066	Clark Construction Group, LLC	CONSTRUCTION	\$36,109,000	\$36,109,000	1/18/2021	1/17/2026
FQ15104	F.H. Paschen, S.N. Nielsen & Assoc., LLC	CONSTRUCTION	\$29,117,000	\$99,910	1/5/2016	1/5/2020
C20147	K&J Safety & Security Consulting	CONSTRUCTION	\$19,773,890	\$30,000	1/30/2020	1/31/2025
FQ18110	CHK America Inc	EQUIP_MATL	\$8,635,950	\$69,300	1/12/2018	1/11/2022
FQ15191-FY18	Gannett Fleming-Parsons Joint Venture II	ENGINEERING		\$43,818	1/11/2017	1/31/2020



WASHINGTON METROPOLITAN AREA TRANSIT AUTHORITY

(CIP0099) Joint Development Program Support

FY2023 Q2

Initiative Type: Program
 Investment Program: Support Equipment/Services
 Investment Category: Business & Operations Support

Mode: Systemwide
 Location: Systemwide

Description

This program supports the technical, legal, real estate advisory, and related services to support joint development planning and execution.



Expected Outcome

Allows Metro to perform appropriate due diligence and accelerates the process to support joint development near stations, increase ridership and economic development.

Strategic Drivers

 Safety	 Security	 Reliability/SGR
---	--	---

Overall Status

(Programs are ongoing)

Development & Evaluation	●
Implementation & Construction	
Operations Activation	

In Q2 FY2023, Metro continues to work on Strategic Plan Implementation Support - Capital Project Coordination, Compact Public Hearings , Updated Planning Standards (Bus + Park) for Capital Projects, Financial Toolkit to Support Capital Projects, Updated JD Offering-Solicitation Template & Transactions Support Negotiations Support.

Budget and Funding (\$ Millions)

FY23 Current Budget	YTD % Budget Expended
\$2.52	0%

FY23 Funding Sources	YTD Expended
Formula	\$0.00
PRIIA	\$0.00
Other	\$0.00
Federal Subtotal	\$0.00
System Performance	\$0.63
Reimbursable/Other	\$0.00
DC Dedicated Funding	\$0.00
MD Dedicated Funding	\$0.00
VA Non-Restricted Dedicated Funding	\$0.00
VA Restricted Dedicated Funding	\$0.00
Local Subtotal	\$0.63
Debt	\$0.00
Net Accruals	(\$0.62)
Total FY23 Expenditures	\$0.00



WASHINGTON METROPOLITAN AREA TRANSIT AUTHORITY

(CIP0099)

Top 30 Active Contracts by Allocated CIP Value

Contract Number	Vendor	Activity	Contract Value	Allocated CIP Value	Contract Start Date	Contract Expiration Date
FQ18033C	WSP USA Inc.	CONSULT	\$34,000,000	\$169,460	1/15/2018	1/15/2023
FQ18110	CHK America Inc	EQUIP_MATL	\$14,443,906	\$63,578	1/12/2018	1/11/2023
CQ19089	Jones Lang LaSalle Americas Inc	CONSULT	\$3,000,000	\$200,000	1/1/2019	1/10/2020
CQ19089-H	HR&A Advisors Inc	CONSULT		\$419,435	1/9/2019	1/5/2023



WASHINGTON METROPOLITAN AREA TRANSIT AUTHORITY

(CIP0101) Internal Compliance Capital Management Support

FY2023 Q2

Initiative Type: Program
 Investment Program: Support Equipment/Services
 Investment Category: Business & Operations Support

Mode: Systemwide
 Location: Systemwide

Description

This program supports the performance of internal audits and oversight of the capital program.



Expected Outcome

Allows Metro's capital program to be executed with strong organizational governance, internal controls and effective risk management.

Strategic Drivers



Overall Status

(Programs are ongoing)

Development & Evaluation	
Implementation & Construction	●
Operations Activation	

Continuous support the performance of internal audit and oversight of capital program

Budget and Funding (\$ Millions)

FY23 Current Budget	YTD % Budget Expended
\$1.65	22%

FY23 Funding Sources	YTD Expended
Formula	\$0.00
PRIIA	\$0.00
Other	\$0.00
Federal Subtotal	\$0.00
System Performance	\$0.24
Reimbursable/Other	\$0.00
DC Dedicated Funding	\$0.00
MD Dedicated Funding	\$0.00
VA Non-Restricted Dedicated Funding	\$0.00
VA Restricted Dedicated Funding	\$0.00
Local Subtotal	\$0.24
Debt	\$0.00
Net Accruals	\$0.12
Total FY23 Expenditures	\$0.36



WASHINGTON METROPOLITAN AREA TRANSIT AUTHORITY

(CIP0101)

Top 30 Active Contracts by Allocated CIP Value

Contract Number	Vendor	Activity	Contract Value	Allocated CIP Value	Contract Start Date	Contract Expiration Date
CQ17013C	Crowe LLP	CONSULT	\$8,411,479	\$762,560	1/3/2017	1/2/2021
CINCP211174-W02	Ernst & Young U.S. LLP	CONSULT	\$4,743,904	\$1,200,000	1/13/2021	1/12/2023
FQ15124_ERP	ERP Analysts Inc.	CONSULT		\$287,925	1/13/2016	1/30/2020



WASHINGTON METROPOLITAN AREA TRANSIT AUTHORITY

(CIP0102) Police District III Substation

FY2023 Q2

Initiative Type: Project
 Investment Program: MTPD
 Investment Category: Business & Operations Support

Mode: Systemwide
 Location: Maryland

Description

This project provides a permanent and dedicated transit police substation by renovating a former child care facility at Morgan Boulevard Station to serve as a police substation with administrative office workspace, locker rooms, a break room, gym, interview rooms, and other workspaces.



Expected Outcome

Improves the distribution of police personnel to strengthen customer safety and security through reduced response times to police calls as measured by the Metrorail customer injury rate performance indicator [FY21 target of ≤177 customer injuries], the Metrobus customer injury rate performance indicator [FY21 target of ≤154 customer injuries] and the rate of crimes against passengers performance indicator [FY21 target of ≤840 crimes].

Strategic Drivers

 Safety	 Security	 Reliability/SGR
---	--	---

Overall Status

Development & Evaluation	
Implementation & Construction	
Operations Activation	

PG county permit recieved in Q2. IT materials are delayed due to supplu chain and non-compensatory change order was submitted for 110 days, which will push project into FY24.

Budget and Funding (\$ Millions)

FY23 Current Budget	YTD % Budget Expended
\$8.92	14%

FY23 Funding Sources	YTD Expended
Formula	\$0.00
PRIIA	\$0.00
Other	\$0.00
Federal Subtotal	\$0.00
System Performance	\$0.00
Reimbursable/Other	\$0.00
DC Dedicated Funding	\$0.00
MD Dedicated Funding	\$0.00
VA Non-Restricted Dedicated Funding	\$0.00
VA Restricted Dedicated Funding	\$0.00
Local Subtotal	\$1.18
Debt	\$1.18
Net Accruals	\$0.11
Total FY23 Expenditures	\$1.29



WASHINGTON METROPOLITAN AREA TRANSIT AUTHORITY

(CIP0102)

Top 30 Active Contracts by Allocated CIP Value

Contract Number	Vendor	Activity	Contract Value	Allocated CIP Value	Contract Start Date	Contract Expiration Date
CQ19104	Dell Marketing LP	CONSTRUCTION	\$194,300,000	\$38,736	1/23/2019	1/22/2023
FQ18033G	Gannett Fleming Engineers and Architects	CONSULT	\$90,000,000	\$100,000	1/23/2018	1/23/2023
FQ15191-FY19	Gannett Fleming-Parsons Joint Venture II	ENGINEERING	\$70,000,000	\$46,320	1/2/2017	1/30/2021
FQ19172M	Mott MacDonald-WSP Joint Venture	CONSULT	\$56,000,000	\$154,506	1/3/2019	1/3/2024
FQ18033A	Parsons Transportation Group Inc	CONSULT	\$50,000,000	\$10,000	1/24/2018	1/24/2023
FQ16036A	Potomac Construction Co Inc	CONSTRUCTION	\$31,864,805	\$6,659,800	1/10/2017	1/8/2023



WASHINGTON METROPOLITAN AREA TRANSIT AUTHORITY

(CIP0127) Transit Police Support Equipment

FY2023 Q2

Initiative Type: Program
 Investment Program: MTPD
 Investment Category: Business & Operations Support

Mode: Systemwide
 Location: Systemwide

Description

This program will provide acquisition and lifecycle replacement of various support equipment for the Metro Transit Police Department (MTPD).



Expected Outcome

Supports the security of Metro's passengers and employees by equipping MTPD.

Strategic Drivers

 Safety	 Security	 Reliability/SGR
---	--	---

Overall Status

(Programs are ongoing)

Development & Evaluation	
Implementation & Construction	●
Operations Activation	

Sole Source with Axon was submitted and award timeline is slated for end of December. Cameras will be scheduled to come in 30 days after award is signed, which is Q2.

Budget and Funding (\$ Millions)

FY23 Current Budget	YTD % Budget Expended
\$4.42	6%

FY23 Funding Sources	YTD Expended
Formula	\$0.00
PRIIA	\$0.00
Other	\$0.00
Federal Subtotal	\$0.00
System Performance	\$0.00
Reimbursable/Other	\$0.00
DC Dedicated Funding	\$0.24
MD Dedicated Funding	\$0.22
VA Non-Restricted Dedicated Funding	\$0.16
VA Restricted Dedicated Funding	\$0.05
Local Subtotal	\$0.67
Debt	\$0.00
Net Accruals	(\$0.40)
Total FY23 Expenditures	\$0.27



WASHINGTON METROPOLITAN AREA TRANSIT AUTHORITY

(CIP0127)

Top 30 Active Contracts by Allocated CIP Value

Contract Number	Vendor	Activity	Contract Value	Allocated CIP Value	Contract Start Date	Contract Expiration Date
FMPD233201	Axon Enterprise, Inc.	EQUIP_MATL	\$4,796,250	\$959,250	1/28/2022	1/14/2027
C20208	Safeware Inc	EQUIP_MATL	\$4,628,865	\$845,734	1/30/2020	1/23/2023
CMPD233135	Axon Enterprise, Inc.	EQUIP_MATL	\$1,786,125	\$1,786,125	1/8/2022	1/31/2027
CQ19120R	Safeware Inc	EQUIP_MATL	\$1,696,032	\$384,004	1/28/2018	1/30/2023
CQ18136	Linear Systems Inc	EQUIP_MATL	\$690,464	\$428,500	1/31/2018	1/30/2019
CQ19102	Atlantic Tactical, Inc.	EQUIP_MATL	\$186,130	\$177,375	1/31/2018	1/30/2019
CMPD211066	Rescue One Training for Life	EQUIP_MATL	\$182,000	\$122,850	1/30/2020	1/1/2021



WASHINGTON METROPOLITAN AREA TRANSIT AUTHORITY

(CIP0132) Escalator and Elevator Overhaul Program

FY2023 Q2

Initiative Type: Program
 Investment Program: Vertical Transportation
 Investment Category: Stations and Passenger Facilities

Mode: Rail
 Location: Systemwide

Description

This program rehabilitates or replaces escalator and elevator components based on condition and asset management criteria.



Expected Outcome




Maintains elevators and escalators in a state of good repair to preserve availability as measured by the Elevator Availability key performance indicator [FY21 target ≥97%] and the Escalator Availability key performance indicator [FY21 target ≥92%].

Strategic Drivers

 Safety	 Security	 Reliability/SGR
---	--	---

Overall Status

(Programs are ongoing)

Development & Evaluation	
Implementation & Construction	
Operations Activation	

Continuation of existing activities in Q2. No new activities started or major part orders delivered in Q2. Parts for ECS and Brakeboards are anticipated to be delivered in Q3.

Budget and Funding (\$ Millions)

FY23 Current Budget	YTD % Budget Expended
\$11.60	22%

FY23 Funding Sources	YTD Expended
Formula	\$0.00
PRIIA	\$0.00
Other	\$0.00
Federal Subtotal	\$0.00
System Performance	\$0.26
Reimbursable/Other	\$0.00
DC Dedicated Funding	\$0.00
MD Dedicated Funding	\$0.00
VA Non-Restricted Dedicated Funding	\$0.00
VA Restricted Dedicated Funding	\$0.00
Local Subtotal	\$2.64
Debt	\$2.38
Net Accruals	(\$0.14)
Total FY23 Expenditures	\$2.50



WASHINGTON METROPOLITAN AREA TRANSIT AUTHORITY

(CIP0132)

Top 30 Active Contracts by Allocated CIP Value

Contract Number	Vendor	Activity	Contract Value	Allocated CIP Value	Contract Start Date	Contract Expiration Date
FQ18125	Precision Escalator Products	EQUIP_MATL	\$9,100,000	\$9,100,000	1/24/2019	1/24/2020
FQ19097	Admiral Elevator Co., Inc.	EQUIP_MATL	\$5,066,683	\$2,568,916	1/4/2019	1/19/2021
FQ19258	ECS Corporation	EQUIP_MATL	\$4,292,820	\$4,270,320	1/28/2019	1/29/2022
FQ19064-A	Precision Escalator Products	EQUIP_MATL	\$4,026,250	\$3,821,600	1/4/2019	1/1/2022
F20234	ECS Corporation	EQUIP_MATL	\$3,108,780	\$3,108,780	1/21/2020	1/22/2023
FQ17041C	ECS Corporation	EQUIP_MATL	\$1,980,000	\$2,004,000	1/17/2017	1/31/2020
CQ18048A	A-Connection, Inc.	CONSULT	\$1,475,760	\$100,000	1/1/2018	1/31/2020
FQ17041A	Glebe Electronics Inc	EQUIP_MATL	\$540,000	\$539,733	1/13/2017	1/28/2020
CELES211082-A	Glebe Electronics Inc	EQUIP_MATL	\$402,981	\$375,374	1/28/2021	1/27/2024



WASHINGTON METROPOLITAN AREA TRANSIT AUTHORITY

(CIP0133) Train Detection and Warning System

FY2023 Q2

Initiative Type: Project
 Investment Program: Signals & Communications
 Investment Category: Rail Systems

Mode: Rail
 Location:

Description

This project is for the design and installation of a wayside intrusion detection system within Metro's railcar train wash systems, service and inspection areas.



Expected Outcome

Protects the safety of Metro employees by alerting them to nearby train movement as measured by the Metrorail system employee injury rate performance indicator [FY20 target of less than 3.4 per 200,000 hours worked].

Strategic Drivers

 Safety	 Security	 Reliability/SGR
---	--	---

Overall Status

Development & Evaluation	
Implementation & Construction	
Operations Activation	

Greenbelt yard and New Carrollton yard were completed. Branch and Glenmont yards will be completed in Q3.

Budget and Funding (\$ Millions)

FY23 Current Budget	YTD % Budget Expended
\$0.00	0%

FY23 Funding Sources	YTD Expended
Formula	\$0.00
PRIIA	\$0.00
Other	\$0.00
Federal Subtotal	\$0.00
System Performance	\$0.00
Reimbursable/Other	\$0.00
DC Dedicated Funding	\$0.37
MD Dedicated Funding	\$0.35
VA Non-Restricted Dedicated Funding	\$0.25
VA Restricted Dedicated Funding	\$0.07
Local Subtotal	\$1.05
Debt	\$0.01
Net Accruals	(\$0.09)
Total FY23 Expenditures	\$0.96



WASHINGTON METROPOLITAN AREA TRANSIT AUTHORITY

(CIP0133)

Top 30 Active Contracts by Allocated CIP Value

Contract Number	Vendor	Activity	Contract Value	Allocated CIP Value	Contract Start Date	Contract Expiration Date
FQ15191-FY18	Gannett Fleming-Parsons Joint Venture II	CONSULT	\$100,000,000	\$2,000	1/11/2017	1/31/2023
FQ18033G	Gannett Fleming Engineers and Architects	CONSULT	\$90,000,000	\$100,000	1/23/2018	1/23/2023
FQ17044E	eVigilant Security	CONSTRUCTION		\$1,604,990	1/9/2018	1/30/2020



WASHINGTON METROPOLITAN AREA TRANSIT AUTHORITY

(CIP0136) Radio Infrastructure Replacement

FY2023 Q2

Initiative Type: Project
 Investment Program: Signals & Communications
 Investment Category: Rail Systems

Mode: Rail
 Location: Systemwide

Description

This project replaces Metro's existing radio system operating in the 450-490 MHz frequency band with a new system operating in the 700 MHz band, as required by the Federal Communications Commission (FCC). In addition, wireless signal communications will be installed throughout the tunnel system allowing customers to utilize wireless service while underground.



Expected Outcome

Improves Metro's ability to communicate with first responders in the surrounding jurisdictions efficiently. Increases internal efficiency by enabling employees to communicate with the Operations Control Center and management seamlessly throughout the system. Also, provides wireless coverage throughout the underground portions of Metrorail, which improves the customer's riding experience and makes Metrorail a more attractive option.

Strategic Drivers

Safety	Security	Reliability/SGR

Overall Status

Development & Evaluation	
Implementation & Construction	●
Operations Activation	●

Installation of radio equipment has been completed across the revenue and non-revenue bus fleets. Work continues on underground construction in shafts, stations and control rooms and on revenue and non-revenue rail cars. Additionally, construction of above ground antenna sites to support the upgraded radio system is ongoing.

Budget and Funding (\$ Millions)

FY23 Current Budget	YTD % Budget Expended
\$33.47	53%

FY23 Funding Sources	YTD Expended
Formula	\$0.00
PRIIA	\$4.33
Other	\$0.00
Federal Subtotal	\$4.33
System Performance	\$0.11
Reimbursable/Other	\$0.50
DC Dedicated Funding	\$4.59
MD Dedicated Funding	\$4.30
VA Non-Restricted Dedicated Funding	\$3.06
VA Restricted Dedicated Funding	\$0.91
Local Subtotal	\$13.50
Debt	\$0.03
Net Accruals	\$0.05
Total FY23 Expenditures	\$17.89



WASHINGTON METROPOLITAN AREA TRANSIT AUTHORITY

(CIP0136)

Top 30 Active Contracts by Allocated CIP Value

Contract Number	Vendor	Activity	Contract Value	Allocated CIP Value	Contract Start Date	Contract Expiration Date
FQ15000	Motorola Solutions Inc.	CONSTRUCTION	\$161,139,023	\$160,532,048	1/23/2016	1/21/2022
FQ15191-FY18	Gannett Fleming-Parsons Joint Venture II	CONSULT	\$100,000,000	\$92,373	1/11/2017	1/31/2020
FQ15192-FY19	Mott MacDonald I&E, LLC	CONSULT	\$100,000,000	\$1,732,773	1/4/2017	1/30/2020
FQ18033G	Gannett Fleming Engineers and Architects	CONSULT	\$90,000,000	\$110,000	1/23/2018	1/23/2023
FQ18033A	Parsons Transportation Group Inc	CONSULT	\$77,900,000	\$2,019,824	1/24/2018	1/24/2023
FQ15191-FY19	Gannett Fleming-Parsons Joint Venture II	ENGINEERING	\$75,000,000	\$384,513	1/2/2017	1/31/2023
FQ18033I	AECOM-STV JV	CONSULT	\$71,000,000	\$8,023,238	1/1/2018	1/30/2025
FQ15192-FY18	Mott MacDonald I&E, LLC	CONSULT	\$60,000,000	\$230,397	1/8/2017	1/31/2019
FQ16148	C3M Power Systems, LLC	CONSTRUCTION	\$57,396,617	\$4,531,029	1/7/2017	1/25/2022
FQ15191-FY17R	Gannett Fleming-Parsons Joint Venture II	ENGINEERING	\$40,000,000	\$2,151,096	1/1/2016	1/31/2019
CQ19104	Dell Marketing LP	IT_HARDWARE_OT H	\$35,000,000	\$10,140	1/23/2019	1/22/2022
FQ18033F	DHA/RK&K Joint Venture	ENGINEERING	\$23,500,000	\$4,403,406	1/16/2018	1/16/2023
C20147	K&J Safety & Security Consulting	CONSTRUCTION	\$19,773,890	\$90,000	1/30/2020	1/31/2025
FQ17044E	eVigilant Security	CONSTRUCTION	\$9,000,000	\$2,983,382	1/9/2018	1/30/2020
C20113	Transportation Management Service Inc	3RD_PARTY	\$7,330,759	\$57,770	1/22/2020	1/21/2022
CQ16014	Staples Business Advantage	EQUIP_MATL	\$6,000,000	\$1,151	1/2/2015	1/1/2019
FQ14024	Motorola Solutions Inc.	CONSTRUCTION	\$5,803,358	\$600,858	1/13/2014	1/30/2021
FQ16045	eVigilant Security	CONSTRUCTION	\$5,526,709	\$270,298	1/1/2017	1/15/2019
C20088B	Yankee Line Transportation Management	3RD_PARTY	\$5,467,383	\$255,347	1/6/2020	1/2/2023
C20065	GRAINGER	EQUIP_MATL	\$5,000,000	\$113,695	1/13/2019	1/31/2022
CQ18173-COOP	Graybar Electric Co Inc	EQUIP_MATL	\$5,000,000	\$1,296,700	1/30/2018	1/31/2023
FQ15205	Sharp And Company	EQUIP_MATL	\$4,544,391	\$898,208	1/8/2016	1/7/2021
FQ18050 (E)	Anixter Wire And Cable	EQUIP_MATL	\$4,000,000	\$2,502,501	1/18/2018	1/22/2023
FQ18142	eVigilant Security	CONSTRUCTION	\$3,692,891	\$694,646	1/20/2018	1/1/2020
FQ19166	eVigilant Security	IT_HARDWARE_OT H	\$1,556,085	\$1,556,085	1/9/2019	1/8/2020
FQ17007	Wholesale Electric Caribe Inc	EQUIP_MATL	\$1,153,034	\$163,500	1/25/2016	1/28/2019
FQ19155A	eVigilant Security	IT_HARDWARE_OT H	\$996,434	\$221,260	1/20/2019	1/19/2020
FQ18211	R&M USA Inc.	CONSTRUCTION	\$443,000	\$443,000	1/16/2019	1/15/2020
FQ17028	Wholesale Electric Caribe Inc	EQUIP_MATL	\$105,991	\$48,399	1/2/2016	1/6/2019
FQ273210	Viavi Solutions, Inc.	EQUIP_MATL	\$60,178	\$60,178	1/14/2018	1/14/2020
FQ15192-FY20	Mott MacDonald I&E, LLC	ENGINEERING		\$775,617	1/18/2019	1/30/2020



WASHINGTON METROPOLITAN AREA TRANSIT AUTHORITY

(CIP0139) Safety Audit Recommendations

FY2023 Q2

Initiative Type: Project
 Investment Program: Signals & Communications
 Investment Category: Rail Systems

Mode: Rail
 Location:

Description



Expected Outcome

Strategic Drivers

Safety	Security	Reliability/SGR

Overall Status

Development & Evaluation	<input type="radio"/>
Implementation & Construction	<input type="radio"/>
Operations Activation	<input type="radio"/>

Audit remains active and closeout is anticipated by the end of FY23.

Budget and Funding (\$ Millions)

FY23 Current Budget	YTD % Budget Expended
\$1.78	2%

FY23 Funding Sources	YTD Expended
Formula	\$0.00
PRIIA	\$0.02
Other	\$0.00
Federal Subtotal	\$0.02
System Performance	\$0.02
Reimbursable/Other	\$0.00
DC Dedicated Funding	\$0.00
MD Dedicated Funding	\$0.00
VA Non-Restricted Dedicated Funding	\$0.00
VA Restricted Dedicated Funding	\$0.00
Local Subtotal	\$0.02
Debt	\$0.00
Net Accruals	\$0.00
Total FY23 Expenditures	\$0.04

Notes: All figures are preliminary and unaudited.



WASHINGTON METROPOLITAN AREA TRANSIT AUTHORITY

(CIP0139)

Top 30 Active Contracts by Allocated CIP Value

Contract Number	Vendor	Activity	Contract Value	Allocated CIP Value	Contract Start Date	Contract Expiration Date
FQ15191-FY18	Gannett Fleming-Parsons Joint Venture II	CONSULT	\$100,000,000	\$521,833	1/11/2017	1/31/2023
FQ15192-FY18	Mott MacDonald I&E, LLC	CONSULT	\$75,000,000	\$100,000	1/8/2017	1/31/2019
FQ18033B	HNTB Corporation	ENGINEERING	\$65,000,000	\$37,655	1/2/2018	1/2/2023
C20147	K&J Safety & Security Consulting	CONSTRUCTION	\$19,773,890	\$75,000	1/30/2020	1/31/2025
FQ14079	Birlasoft Consulting Inc.	CONSULT	\$8,094,421	\$186,261	1/15/2014	1/14/2019
C20065	GRAINGER	CONSTRUCTION	\$5,000,000	\$2,710	1/13/2019	1/31/2022
CQ18173-COOP	Graybar Electric Co Inc	EQUIP_MATL	\$5,000,000	\$103,573	1/30/2018	1/31/2023
FIRPG211018-001	M.C. Dean, Inc.	CONSTRUCTION	\$376,677	\$376,677	1/15/2021	1/30/2021
FQ15124_VGI	V Group Inc	CONSULT		\$329,000	1/14/2016	1/30/2020
FQ15124_LSI	LanceSoft Inc	CONSULT		\$329,888	1/14/2016	1/30/2020



WASHINGTON METROPOLITAN AREA TRANSIT AUTHORITY

(CIP0142) Rail Vehicle Preventive Maintenance

FY2023 Q2

Initiative Type: Program
 Investment Program: Maintenance/Overhaul
 Investment Category: Railcar and Railcar Facilities

Mode: Rail
 Location: Systemwide

Description

This program supports a portion of the annual preventive maintenance activities of the railcar fleet. The balance of activity is charged to Metro's operating budget.



Expected Outcome

Allows railcars to receive necessary preventive maintenance to maintain the fleet in a state of good repair as measured by the Rail Fleet Reliability performance indicator [FY21 ≥15,000 miles between failure].

Strategic Drivers

 Safety	 Security	 Reliability/SGR
---	--	---

Overall Status

(Programs are ongoing)

Development & Evaluation	
Implementation & Construction	●
Operations Activation	

Continuous support of the annual preventive maintenance activities of the railcar fleet

Budget and Funding (\$ Millions)

FY23 Current Budget	YTD % Budget Expended
\$59.00	22%

FY23 Funding Sources	YTD Expended
Formula	\$13.15
PRIIA	\$0.00
Other	\$0.00
Federal Subtotal	\$13.15
System Performance	\$0.00
Reimbursable/Other	\$0.00
DC Dedicated Funding	\$0.00
MD Dedicated Funding	\$0.00
VA Non-Restricted Dedicated Funding	\$0.00
VA Restricted Dedicated Funding	\$0.00
Local Subtotal	\$0.00
Debt	\$0.00
Net Accruals	\$0.00
Total FY23 Expenditures	\$13.15



There are no active contracts associated with this CIP



WASHINGTON METROPOLITAN AREA TRANSIT AUTHORITY

(CIP0143) Bus Vehicle Preventive Maintenance

FY2023 Q2

Initiative Type: Program
 Mode: Bus
 Investment Program: Maintenance/Overhaul
 Location: Systemwide
 Investment Category: Bus, Bus Facilities & Paratransit

Description

This program supports a portion of the annual preventive maintenance activities of the Metrobus fleet. The balance of activity is charged to Metro's operating budget.



Expected Outcome

Allows the bus fleet to receive necessary preventive maintenance to maintain the fleet in a state of good repair as measured by the Bus Fleet Reliability performance indicator [FY21 target ≥7,000 miles between failures].

Strategic Drivers

 Safety	 Security	 Reliability/SGR
---	--	---

Overall Status

(Programs are ongoing)

Development & Evaluation	
Implementation & Construction	●
Operations Activation	

This program supports a portion of the annual preventive maintenance activities of the Metrobus fleet. The balance of activity is charged to Metro's operating budget.

Budget and Funding (\$ Millions)

FY23 Current Budget	YTD % Budget Expended
\$1.00	100%

FY23 Funding Sources	YTD Expended
Formula	\$1.00
PRIIA	\$0.00
Other	\$0.00
Federal Subtotal	\$1.00
System Performance	\$0.00
Reimbursable/Other	\$0.00
DC Dedicated Funding	\$0.00
MD Dedicated Funding	\$0.00
VA Non-Restricted Dedicated Funding	\$0.00
VA Restricted Dedicated Funding	\$0.00
Local Subtotal	\$0.00
Debt	\$0.00
Net Accruals	\$0.00
Total FY23 Expenditures	\$1.00



There are no active contracts associated with this CIP



WASHINGTON METROPOLITAN AREA TRANSIT AUTHORITY

(CIP0145) Facility Security Monitoring Equipment Program

FY2023 Q2

Initiative Type: Program
 Investment Program: Station Systems
 Investment Category: Stations and Passenger Facilities

Mode: Systemwide
 Location: Systemwide

Description

This program will provide for the hardening and improvement of security at various rail yards, stations, and facilities by installing closed circuit television (CCTV) surveillance, public address systems, intercoms and additional security measures.



Expected Outcome




Addresses the safety and security of customers and employees through monitoring of the interior and exterior of stations and facilities as measured by the Metrorail customer injury rate performance indicator [FY21 target of ≤1.40 injuries per million passengers] and the rate of crimes against passengers performance indicator [FY21 target of ≤5.3 crimes per million passengers or fewer]. Monitoring deters crime, enables clear communication of public safety notices in rail stations and ensures proper functioning of devices used to request assistance.

Strategic Drivers

		
Safety	Security	Reliability/SGR

Overall Status

(Programs are ongoing)

Development & Evaluation	
Implementation & Construction	
Operations Activation	

Anacostia, Glenmont, and East/West Parking garages being moved to new MATOC, with award expected in Q3. NoMa station security upgrades are continuing. Dulles Warehouse CCTV equipment bids were accepted and work is expected to begin in Q3.

Budget and Funding (\$ Millions)

FY23 Current Budget	YTD % Budget Expended
\$15.56	49%

FY23 Funding Sources	YTD Expended
Formula	\$0.00
PRIIA	\$0.00
Other	\$0.00
Federal Subtotal	\$0.00
System Performance	\$0.02
Reimbursable/Other	\$0.00
DC Dedicated Funding	\$2.62
MD Dedicated Funding	\$2.45
VA Non-Restricted Dedicated Funding	\$1.75
VA Restricted Dedicated Funding	\$0.52
Local Subtotal	\$7.36
Debt	\$0.00
Net Accruals	\$0.30
Total FY23 Expenditures	\$7.66



WASHINGTON METROPOLITAN AREA TRANSIT AUTHORITY

(CIP0145)

Top 30 Active Contracts by Allocated CIP Value

Contract Number	Vendor	Activity	Contract Value	Allocated CIP Value	Contract Start Date	Contract Expiration Date
FRBIR222275	C3M Power Systems, LLC	CONSTRUCTION	\$108,102,205	\$1,958,945	1/26/2022	1/25/2027
FQ15191-FY18	Gannett Fleming-Parsons Joint Venture II	ENGINEERING	\$100,000,000	\$1,982,698	1/11/2017	1/31/2020
FQ18033G	Gannett Fleming Engineers and Architects	CONSULT	\$90,000,000	\$10,000	1/23/2018	1/23/2023
FQ18033F	DHA/RK&K Joint Venture	CONSULT	\$88,000,000	\$6,000	1/16/2018	1/16/2023
CQ19104	Dell Marketing LP	IT_HARDWARE_OT H	\$60,000,000	\$73,922	1/23/2019	1/22/2022
FQ15192-FY18	Mott MacDonald I&E, LLC	CONSULT	\$60,000,000	\$639,068	1/8/2017	1/31/2019
FQ16148	C3M Power Systems, LLC	CONSTRUCTION	\$49,514,489	\$705,882	1/7/2017	1/25/2022
FQ15192-FY20	Mott MacDonald I&E, LLC	CONSULT	\$25,662,993	\$493,798	1/18/2019	1/30/2020
CIT01211282	Copper River Information Technology	EQUIP_MATL	\$22,061,314	\$100,586	1/26/2021	1/31/2024
FQ19172M	Mott MacDonald-WSP Joint Venture	ENGINEERING	\$18,000,000	\$3,058,805	1/3/2019	1/3/2024
FQ16036D	Signature Renovations LLC	CONSTRUCTION	\$15,000,000	\$570,272	1/10/2017	1/9/2022
FQ19172A	AECOM, USA, INC.	CONSULT	\$15,000,000	\$1,193,404	1/3/2019	1/3/2024
FQ18185	Schneider Electric Critical Systems, Inc	IT_SOFTWARE_OT H	\$5,383,924	\$4,470,275	1/29/2018	1/30/2021
FQ18000	Clever Devices Ltd	IT_SOFTWARE_OT H	\$2,103,055	\$2,103,055	1/6/2018	1/11/2019
C20099	CDW Direct LLC CDW Direct	IT_HARDWARE_OT H	\$1,240,405	\$1,159,501	1/30/2020	1/30/2021
FQ19155A	eVigilant Security	EQUIP_MATL	\$996,434	\$775,174	1/20/2019	1/19/2020
CQ18136	Linear Systems Inc	IT_SOFTWARE_OT H	\$261,964	\$261,964	1/31/2018	1/30/2019
FQ17044E	eVigilant Security	CONSTRUCTION		\$32,342	1/9/2018	1/30/2020
FQ17044O	Mountchor Technologies Inc	CONSTRUCTION		\$64,932	1/27/2018	1/30/2020
FQ17044A	Aldridge Electric Inc	CONSTRUCTION		\$121,610	1/27/2018	1/30/2021
FQ16045	eVigilant Security	CONSTRUCTION		\$982,460	1/1/2017	1/15/2019



WASHINGTON METROPOLITAN AREA TRANSIT AUTHORITY

(CIP0150) Support Facility Fire System Rehabilitation

FY2023 Q2

Initiative Type: Program
 Investment Program: Support Equipment/Services
 Investment Category: Business & Operations Support

Mode: Rail
 Location: Systemwide

Description

This project upgrades fire alarm and electronic security systems at support facilities including bus garages, railyards, and administrative buildings.



Expected Outcome

Improves compliance with National Fire Protection Association (NFPA) standards, which will improve the safety of Metro employees, help safeguard Metro assets, and maintain current fire alarm systems in a state of good repair.

Strategic Drivers

Safety	Security	Reliability/SGR

Overall Status

(Programs are ongoing)

Development & Evaluation	
Implementation & Construction	●
Operations Activation	

Metro's CTF upgrades complete. Greenbelt Rail Yard upgrades are ongoing with expected completion in Q3. New Carrolton Rail Yard on hold, pending approval of new electrical MATOC, expect Q3 NTP.

Budget and Funding (\$ Millions)

FY23 Current Budget	YTD % Budget Expended
\$10.55	2%

FY23 Funding Sources	YTD Expended
Formula	\$0.00
PRIIA	\$0.00
Other	\$0.00
Federal Subtotal	\$0.00
System Performance	\$0.00
Reimbursable/Other	\$0.00
DC Dedicated Funding	\$0.16
MD Dedicated Funding	\$0.15
VA Non-Restricted Dedicated Funding	\$0.10
VA Restricted Dedicated Funding	\$0.03
Local Subtotal	\$0.44
Debt	\$0.00
Net Accruals	(\$0.18)
Total FY23 Expenditures	\$0.26



WASHINGTON METROPOLITAN AREA TRANSIT AUTHORITY

(CIP0150)

Top 30 Active Contracts by Allocated CIP Value

Contract Number	Vendor	Activity	Contract Value	Allocated CIP Value	Contract Start Date	Contract Expiration Date
FQ15191-FY18	Gannett Fleming-Parsons Joint Venture II	ENGINEERING	\$100,000,000	\$656,504	1/11/2017	1/31/2020
FQ18033G	Gannett Fleming Engineers and Architects	CONSULT	\$90,000,000	\$500,000	1/23/2018	1/23/2023
FQ15192-FY18	Mott MacDonald I&E, LLC	ENGINEERING	\$75,000,000	\$410,783	1/8/2017	1/31/2019
FQ16036A	Potomac Construction Co Inc	CONSTRUCTION	\$16,856,366	\$3,587,500	1/10/2017	1/9/2022
FQ16045	eVigilant Security	CONSTRUCTION	\$5,526,709	\$31,098	1/1/2017	1/15/2019
FQ17044O	Mountchor Technologies Inc	CONSTRUCTION		\$2,080,292	1/27/2018	1/30/2020
FQ17044S	Singleton Electric Company, Inc.	CONSTRUCTION		\$2,384,886	1/9/2018	1/30/2020



WASHINGTON METROPOLITAN AREA TRANSIT AUTHORITY

(CIP0151) Rail Station Cooling Rehabilitation Program

FY2023 Q2

Initiative Type: Program
 Investment Program: Station Systems
 Investment Category: Stations and Passenger Facilities

Mode: Rail
 Location: Systemwide

Description

This program rehabilitates and replaces station cooling system components including, but not limited to, chiller plants, cooling towers, water piping, ventilation systems, air handling units, and ductwork. During the warmer months of the calendar year, Metro operates equipment to cool and circulate the ambient air in parts of the station.



Expected Outcome

Supports customer and employee comfort during hot days.

Strategic Drivers

 Safety	 Security	 Reliability/SGR
---	--	---

Overall Status

(Programs are ongoing)

Development & Evaluation	
Implementation & Construction	●
Operations Activation	●

Design work for the replacement of five chillers located at Van Ness, Rosslyn, L'Enfant Plaza (2), and Stadium Armory is complete. Work is anticipated to begin March 2023, as work can only be done when coolers are not in use during the colder months.

Budget and Funding (\$ Millions)

FY23 Current Budget	YTD % Budget Expended
\$9.81	8%

FY23 Funding Sources	YTD Expended
Formula	\$0.79
PRIIA	\$0.00
Other	\$0.00
Federal Subtotal	\$0.79
System Performance	\$0.00
Reimbursable/Other	\$0.00
DC Dedicated Funding	\$0.03
MD Dedicated Funding	\$0.03
VA Non-Restricted Dedicated Funding	\$0.02
VA Restricted Dedicated Funding	\$0.01
Local Subtotal	\$0.31
Debt	\$0.22
Net Accruals	(\$0.27)
Total FY23 Expenditures	\$0.82



WASHINGTON METROPOLITAN AREA TRANSIT AUTHORITY

(CIP0151)

Top 30 Active Contracts by Allocated CIP Value

Contract Number	Vendor	Activity	Contract Value	Allocated CIP Value	Contract Start Date	Contract Expiration Date
FQ15191-FY18	Gannett Fleming-Parsons Joint Venture II	ENGINEERING	\$100,000,000	\$215,102	1/11/2017	1/31/2020
FQ18033G	Gannett Fleming Engineers and Architects	ENGINEERING	\$82,000,000	\$510,330	1/23/2018	1/23/2023
FQ18033B	HNTB Corporation	CONSULT	\$80,930,311	\$182,411	1/2/2018	1/2/2023
FQ19172G	Gannett Fleming Engineers and Architects	CONSULT	\$70,250,000	\$397,782	1/3/2019	1/3/2024
FQ18033F	DHA/RK&K Joint Venture	CONSULT	\$70,000,000	\$33,460	1/16/2018	1/16/2023
FQ19172M	Mott MacDonald-WSP Joint Venture	ENGINEERING	\$50,000,000	\$2,132,623	1/3/2019	1/3/2024
FQ15191-FY17R	Gannett Fleming-Parsons Joint Venture II	ENGINEERING	\$18,000,000	\$106,268	1/1/2016	1/31/2019
FQ16036A	Potomac Construction Co Inc	CONSTRUCTION	\$17,972,366	\$987,727	1/10/2017	1/9/2022
FQ16036B	The Matthews Group, Inc. T/A TMG Constru	CONSTRUCTION	\$12,468,992	\$379,178	1/10/2017	1/9/2022
FQ19204	Paramount Mechanical Corp	CONSTRUCTION	\$10,609,000	\$10,609,000	1/5/2019	1/14/2021
FQ19162	Edward Kocharian & Co Inc	CONSTRUCTION	\$6,654,728	\$6,654,728	1/5/2019	1/14/2020



WASHINGTON METROPOLITAN AREA TRANSIT AUTHORITY

(CIP0152) Parking Garage and Surface Lot Rehabilitation

FY2023 Q2

Initiative Type: Program
 Investment Program: Platforms & Structures
 Investment Category: Stations and Passenger Facilities

Mode: Rail
 Location: Systemwide

Description

This program will rehabilitate parking facilities including garages and surface lots.



Expected Outcome




Allows parking facilities to be maintained in a state of good repair to prevent property damage, improve the customer experience, improve customer safety as measured by the Metrorail customer injury rate performance indicator [FY21 target of ≤177 injuries]..

Strategic Drivers

 Safety	 Security	 Reliability/SGR
---	--	---

Overall Status

(Programs are ongoing)

Development & Evaluation	
Implementation & Construction	
Operations Activation	

Metro has active contracts to rehabilitate five additional parking garages (Wheaton, Addison Rd, Huntington, Anacostia, and New Carrollton). Metro continued to perform rehabilitation work at the Wheaton and Anacostia parking garages. Scheduled maintenance activity, including power sweeping/washing and debris pickup, continued at various parking facilities.

Budget and Funding (\$ Millions)

FY23 Current Budget	YTD % Budget Expended
\$13.54	69%

FY23 Funding Sources	YTD Expended
Formula	\$6.39
PRIIA	\$0.00
Other	\$0.00
Federal Subtotal	\$6.39
System Performance	\$0.00
Reimbursable/Other	\$0.00
DC Dedicated Funding	\$0.94
MD Dedicated Funding	\$0.88
VA Non-Restricted Dedicated Funding	\$0.63
VA Restricted Dedicated Funding	\$0.19
Local Subtotal	\$2.98
Debt	\$0.34
Net Accruals	(\$0.06)
Total FY23 Expenditures	\$9.31



WASHINGTON METROPOLITAN AREA TRANSIT AUTHORITY

(CIP0152)

Top 30 Active Contracts by Allocated CIP Value

Contract Number	Vendor	Activity	Contract Value	Allocated CIP Value	Contract Start Date	Contract Expiration Date
FQ18033F	DHA/RK&K Joint Venture	CONSULT	\$95,000,000	\$132,256	1/16/2018	1/16/2023
FQ18033G	Gannett Fleming Engineers and Architects	ENGINEERING	\$82,000,000	\$200,000	1/23/2018	1/23/2023
FQ15192-FY18	Mott MacDonald I&E, LLC	CONSULT	\$75,000,000	\$100,000	1/8/2017	1/31/2019
FQ18033B	HNTB Corporation	ENGINEERING	\$65,000,000	\$15,000	1/2/2018	1/2/2023
FQ15191-FY19	Gannett Fleming-Parsons Joint Venture II	ENGINEERING	\$60,000,000	\$529,124	1/2/2017	1/30/2020
FQ19151R-A	Atlantic Refinishing & Restoration Inc	CONSTRUCTION	\$17,478,208	\$17,095,545	1/11/2021	1/21/2025
FQ16036D	Signature Renovations LLC	CONSTRUCTION	\$15,000,000	\$265,151	1/10/2017	1/9/2022
FQ18064	Concrete Protection & Restoration, Inc.	CONSTRUCTION	\$14,761,219	\$922,750	1/31/2018	1/14/2022
FQ18110	CHK America Inc	EQUIP_MATL	\$8,635,950	\$124,999	1/12/2018	1/11/2022
FLAND211142	OTAS Inc	3RD_PARTY	\$6,779,769	\$6,779,769	1/15/2021	1/15/2023
FQ19151R-B	Stillwater Construction Group	CONSTRUCTION	\$6,565,464	\$6,218,157	1/11/2021	1/21/2025
FQ15090	Concrete Protection & Restoration, Inc.	CONSTRUCTION	\$6,423,178	\$180,000	1/26/2015	1/30/2019
FQ19172G	Gannett Fleming Engineers and Architects	ENGINEERING	\$6,250,000	\$525,831	1/3/2019	1/3/2024
FQ16036-E	W M Schlosser Co Inc	CONSTRUCTION	\$6,166,000	\$3,622,000	1/11/2018	1/9/2022
FQ19138	Metro Paving Corporation	CONSTRUCTION	\$5,790,189	\$11,580,379	1/3/2020	1/21/2022
FQ15205	Sharp And Company	3RD_PARTY	\$3,133,811	\$10,396	1/8/2016	1/7/2020
17COUN022_WR	Wiley Rein LLP	CONSULT	\$2,020,000	\$220,000	1/1/2017	1/31/2020
CCSCM211074	Sharp And Company	CONSULT	\$1,768,000	\$79,776	1/17/2021	1/17/2023
FQ16036B	The Matthews Group, Inc. T/A TMG Constru	CONSTRUCTION	\$1,636,032	\$39,336	1/10/2017	1/9/2022



WASHINGTON METROPOLITAN AREA TRANSIT AUTHORITY

(CIP0170) Facility Roof Rehabilitation and Replacement

FY2023 Q2

Initiative Type: Program
 Investment Program: Support Equipment/Services
 Investment Category: Business & Operations Support

Mode: Systemwide
 Location: Systemwide

Description

This program supports facility roof rehabilitation and replacement including the preparation of assessment reports, sampling, removal, and installation of new roofing systems. Metro has over 600 locations that need to be maintained in a state of good repair.



Expected Outcome




Addresses the protection of critical infrastructure, systems, and contents of Metro's buildings and helps prevent potential safety issues.

Strategic Drivers

 Safety	 Security	 Reliability/SGR
---	--	---

Overall Status

(Programs are ongoing)

Development & Evaluation	
Implementation & Construction	
Operations Activation	

Continued Roof Rehabs at Queenstowns and Braddock Road. Began roof and skylight replacement at Glenmont Bus Buy and New Carrollton.

Budget and Funding (\$ Millions)

FY23 Current Budget	YTD % Budget Expended
\$4.38	62%

FY23 Funding Sources	YTD Expended
Formula	\$1.66
PRIIA	\$0.00
Other	\$0.00
Federal Subtotal	\$1.66
System Performance	\$0.04
Reimbursable/Other	\$0.00
DC Dedicated Funding	\$0.00
MD Dedicated Funding	\$0.00
VA Non-Restricted Dedicated Funding	\$0.00
VA Restricted Dedicated Funding	\$0.00
Local Subtotal	\$1.69
Debt	\$1.65
Net Accruals	(\$0.64)
Total FY23 Expenditures	\$2.71



WASHINGTON METROPOLITAN AREA TRANSIT AUTHORITY

(CIP0170)

Top 30 Active Contracts by Allocated CIP Value

Contract Number	Vendor	Activity	Contract Value	Allocated CIP Value	Contract Start Date	Contract Expiration Date
FQ15191-FY18	Gannett Fleming-Parsons Joint Venture II	ENGINEERING	\$100,000,000	\$215,108	1/11/2017	1/31/2020
FQ18033G	Gannett Fleming Engineers and Architects	CONSULT	\$90,000,000	\$10,000	1/23/2018	1/23/2023
FQ18033F	DHA/RK&K Joint Venture	CONSULT	\$88,000,000	\$122,820	1/16/2018	1/16/2023
FQ18033A	Parsons Transportation Group Inc	CONSULT	\$45,000,000	\$822,519	1/24/2018	1/24/2023
FQ16036B	The Matthews Group, Inc. T/A TMG Constru	CONSTRUCTION	\$17,161,752	\$1,815,733	1/10/2017	1/9/2022
FQ19129	Patuxent Roofing and Contracting, Inc.	CONSTRUCTION	\$11,873,125	\$16,656,250	1/18/2019	1/9/2021
FQ16036D	Signature Renovations LLC	CONSTRUCTION	\$9,253,616	\$4,475,112	1/10/2017	1/9/2022
FQ18110	CHK America Inc	EQUIP_MATL	\$8,635,950	\$25,988	1/12/2018	1/11/2022
CCSCM211074	Sharp And Company	CONSULT	\$6,868,000	\$93,449	1/17/2021	1/17/2023
FQ16036-E	W M Schlosser Co Inc	CONSTRUCTION	\$6,166,000	\$2,544,000	1/11/2018	1/9/2022
FQ18063	Patuxent Roofing and Contracting, Inc.	CONSTRUCTION	\$4,735,418	\$282,000	1/13/2018	1/11/2020
FQ16036A	Potomac Construction Co Inc	CONSTRUCTION	\$4,338,553	\$593,674	1/10/2017	1/9/2022
FQ19021D	Trumble Construction, Inc.	CONSTRUCTION	\$4,000,000	\$2,200,000	1/30/2019	1/26/2024
FQ19021C	Patuxent Roofing and Contracting, Inc.	CONSTRUCTION	\$3,491,570	\$3,491,570	1/30/2019	1/29/2021
FQ19021A	DJB Contracting Inc	CONSTRUCTION	\$1,379,920	\$357,000	1/30/2019	1/29/2021
FQ19021B	Harbor Roofing and Contracting Inc	CONSTRUCTION		\$1,781,500	1/30/2019	1/29/2021



WASHINGTON METROPOLITAN AREA TRANSIT AUTHORITY

(CIP0185) Escalator Replacement


FY2023 Q2

Initiative Type: Program
Investment Program: Vertical Transportation
Investment Category: Stations and Passenger Facilities

Mode: Rail
Location: Systemwide

Description

This program replaces escalators that have reached the end of their useful life.



Expected Outcome




Maintains escalators in a state of good repair to prevent potential safety issues and preserve availability as measured by the Escalator Availability key performance indicator [FY21 target ≥92%]. In addition, modernized units are as much as 30% more energy efficient than the old units.

Strategic Drivers

		
Safety	Security	Reliability/SGR

Overall Status

(Programs are ongoing)

Development & Evaluation	
Implementation & Construction	
Operations Activation	

10 units completed (3 at L'Enfant, 2 at Ballston, Potomac Ave, Union Station, Metro Center, Takoma, and Rockville).

Budget and Funding (\$ Millions)

FY23 Current Budget	YTD % Budget Expended
\$26.50	74%

FY23 Funding Sources	YTD Expended
Formula	\$0.00
PRIIA	\$16.59
Other	\$0.00
Federal Subtotal	\$16.59
System Performance	\$0.00
Reimbursable/Other	\$0.00
DC Dedicated Funding	\$0.02
MD Dedicated Funding	\$0.02
VA Non-Restricted Dedicated Funding	\$0.01
VA Restricted Dedicated Funding	\$0.00
Local Subtotal	\$0.17
Debt	\$0.11
Net Accruals	\$2.80
Total FY23 Expenditures	\$19.56



WASHINGTON METROPOLITAN AREA TRANSIT AUTHORITY

(CIP0185)

Top 30 Active Contracts by Allocated CIP Value

Contract Number	Vendor	Activity	Contract Value	Allocated CIP Value	Contract Start Date	Contract Expiration Date
F20064	Kone Inc	CONSTRUCTION	\$179,413,000	\$179,413,000	1/24/2020	1/23/2027
FQ12220	Kone Inc	CONSTRUCTION	\$152,482,462	\$108,076,007	1/14/2013	1/24/2020
FQ18033F	DHA/RK&K Joint Venture	CONSULT	\$95,000,000	\$229,835	1/16/2018	1/16/2023
FQ19172G	Gannett Fleming Engineers and Architects	ENGINEERING	\$75,250,000	\$59,902	1/3/2019	1/3/2024
C20147	K&J Safety & Security Consulting	CONSTRUCTION	\$19,773,890	\$75,000	1/30/2020	1/31/2025
FQ18110	CHK America Inc	EQUIP_MATL	\$8,635,950	\$51,975	1/12/2018	1/11/2022
C20113	Transportation Management Service Inc	3RD_PARTY	\$7,330,759	\$311,056	1/22/2020	1/21/2022
CCSCM21107 4	Sharp And Company	CONSULT	\$1,768,000	\$9,815	1/17/2021	1/17/2023



WASHINGTON METROPOLITAN AREA TRANSIT AUTHORITY

(CIP0197) Support Facility Improvements

FY2023 Q2

Initiative Type: Program
 Investment Program: Support Equipment/Services
 Investment Category: Business & Operations Support

Mode: Systemwide
 Location: Systemwide

Description

This program will provide for the rehabilitation of support facilities to maintain them in a state of good repair.



Expected Outcome




Improves the productivity and satisfaction of Metro employees and improves Metro's ability to recruit and maintain workforce by providing safer and more modern facilities and worker amenities.

Strategic Drivers

 Safety	 Security	 Reliability/SGR
---	--	---

Overall Status

(Programs are ongoing)

Development & Evaluation	
Implementation & Construction	
Operations Activation	

Permits are still being processed and should be complete late December 2022. RTUs should now be delivered in March 2023 (Q3) as supply chain issues have affected the delivery.

Budget and Funding (\$ Millions)

FY23 Current Budget	YTD % Budget Expended
\$8.39	15%

FY23 Funding Sources	YTD Expended
Formula	\$0.00
PRIIA	\$0.00
Other	\$0.00
Federal Subtotal	\$0.00
System Performance	\$0.00
Reimbursable/Other	\$0.00
DC Dedicated Funding	\$0.54
MD Dedicated Funding	\$0.50
VA Non-Restricted Dedicated Funding	\$0.36
VA Restricted Dedicated Funding	\$0.11
Local Subtotal	\$1.51
Debt	\$0.00
Net Accruals	(\$0.26)
Total FY23 Expenditures	\$1.24



WASHINGTON METROPOLITAN AREA TRANSIT AUTHORITY

(CIP0197)

Top 30 Active Contracts by Allocated CIP Value

Contract Number	Vendor	Activity	Contract Value	Allocated CIP Value	Contract Start Date	Contract Expiration Date
FQ15191-FY18	Gannett Fleming-Parsons Joint Venture II	ENGINEERING	\$100,000,000	\$87,222	1/11/2017	1/31/2020
FQ18033G	Gannett Fleming Engineers and Architects	ENGINEERING	\$82,000,000	\$50,000	1/23/2018	1/23/2023
FQ15192-FY18	Mott MacDonald I&E, LLC	CONSULT	\$75,000,000	\$150,000	1/8/2017	1/31/2019
FQ18033B	HNTB Corporation	ENGINEERING	\$65,000,000	\$19,000	1/2/2018	1/2/2023
CIRPG211139	W M Schlosser Co Inc	CONSTRUCTION	\$7,688,000	\$7,688,000	1/19/2022	1/31/2023



WASHINGTON METROPOLITAN AREA TRANSIT AUTHORITY

(CIP0204) Railcar Rooftop Access Platform

FY2023 Q2

Initiative Type: Project
 Investment Program: Maintenance Facilities
 Investment Category: Railcar and Railcar Facilities

Mode: Rail
 Location: Systemwide

Description

This project installs railcar rooftop access platforms at Alexandria, Brentwood, Shady Grove, Branch Avenue and Greenbelt railyards to allow safe and efficient maintenance of HVAC units on railcars.




Expected Outcome

Provides safe access to the rooftop HVAC units on railcars for maintenance personnel.

Strategic Drivers

 Safety	 Security	 Reliability/SGR
---	--	---

Overall Status

Development & Evaluation	
Implementation & Construction	
Operations Activation	

This Capital Improvement Program funded installation of safety access platforms at five rail yards to provide personnel access to rooftop railcar HVAC systems. In Q1 FY2023, the last scope item pending was installation of an auxiliary power box at Brentwood Yard. Installation and Acceptance of the auxiliary power box was achieved in FY2023 Q2. The project is expected to close out in Q3 FY2023.

Budget and Funding (\$ Millions)

FY23 Current Budget	YTD % Budget Expended
\$0.00	0%

FY23 Funding Sources	YTD Expended
Formula	\$0.00
PRIIA	\$0.00
Other	\$0.00
Federal Subtotal	\$0.00
System Performance	\$0.00
Reimbursable/Other	\$0.00
DC Dedicated Funding	\$0.02
MD Dedicated Funding	\$0.01
VA Non-Restricted Dedicated Funding	\$0.01
VA Restricted Dedicated Funding	\$0.00
Local Subtotal	\$0.04
Debt	\$0.00
Net Accruals	(\$0.03)
Total FY23 Expenditures	\$0.02



WASHINGTON METROPOLITAN AREA TRANSIT AUTHORITY

(CIP0204)

Top 30 Active Contracts by Allocated CIP Value

Contract Number	Vendor	Activity	Contract Value	Allocated CIP Value	Contract Start Date	Contract Expiration Date
FQ15191-FY18	Gannett Fleming-Parsons Joint Venture II	CONSULT	\$100,000,000	\$5,532,338	1/11/2017	1/31/2023
FQ18033G	Gannett Fleming Engineers and Architects	ENGINEERING	\$82,000,000	\$66,656	1/23/2018	1/23/2023
FQ16036A	Potomac Construction Co Inc	CONSTRUCTION	\$17,972,366	\$9,210	1/10/2017	1/9/2022
FQ19172G	Gannett Fleming Engineers and Architects	ENGINEERING	\$6,250,000	\$268,232	1/3/2019	1/3/2024
C20069	Steven Goodrich/City Construction LLC	CONSTRUCTION	\$4,133,914	\$4,133,914	1/16/2020	1/9/2022



WASHINGTON METROPOLITAN AREA TRANSIT AUTHORITY

(CIP0212) Sustainability/Resiliency Program

FY2023 Q2

Initiative Type: Program
 Investment Program: Support Equipment/Services
 Investment Category: Business & Operations Support

Mode: Systemwide
 Location: Systemwide

Description

This program develops and pilots projects to test and evaluate new technology and practices for suitability and performance within Metro operations. Once tested and evaluated by the sustainability team, these new technologies and processes can be rolled out fully across Metro as part of wider capital investments or operational improvements. Projects typically focus on methods to reduce waste, decrease consumption of energy and water, and assess resilience against environmental factors.



Expected Outcome




Identify investments to reduce Metro's energy consumption, improve environmental stewardship, increase Metro's resiliency, and contribute to improved quality of life in the region.

Strategic Drivers

 Safety	 Security	 Reliability/SGR
---	--	---

Overall Status

(Programs are ongoing)

Development & Evaluation	
Implementation & Construction	
Operations Activation	

Metro is nearing completion of the draft agency-wide Sustainability Action Plan, anticipated in Q3 FY2023. Metro is also advancing construction on a solar carport program at 4 locations: 3 are substantially complete, and construction on the final site is expected to begin in Q3 of FY2023. Metro also received various pieces of battery electric track equipment this quarter.

Budget and Funding (\$ Millions)

FY23 Current Budget	YTD % Budget Expended
\$3.19	36%

FY23 Funding Sources	YTD Expended
Formula	\$0.00
PRIIA	\$0.00
Other	\$0.00
Federal Subtotal	\$0.00
System Performance	\$1.13
Reimbursable/Other	\$0.00
DC Dedicated Funding	\$0.00
MD Dedicated Funding	\$0.00
VA Non-Restricted Dedicated Funding	\$0.00
VA Restricted Dedicated Funding	\$0.00
Local Subtotal	\$1.13
Debt	\$0.00
Net Accruals	\$0.02
Total FY23 Expenditures	\$1.15



WASHINGTON METROPOLITAN AREA TRANSIT AUTHORITY

(CIP0212)

Top 30 Active Contracts by Allocated CIP Value

Contract Number	Vendor	Activity	Contract Value	Allocated CIP Value	Contract Start Date	Contract Expiration Date
FQ15191-FY18	Gannett Fleming-Parsons Joint Venture II	CONSULT	\$100,000,000	\$21,196	1/11/2017	1/31/2020
FQ18033E	Louis Berger (DC), PLLC/Urban Engineers	CONSULT	\$22,500,000	\$409,498	1/21/2018	1/21/2023
FQ18033I	AECOM-STV JV	CONSULT	\$22,500,000	\$652,873	1/1/2018	1/30/2025
FQ18033H	AECOM, USA, INC.	CONSULT	\$12,500,000	\$705,068	1/23/2018	1/23/2023
FQ18110	CHK America Inc	EQUIP_MATL	\$8,635,950	\$34,650	1/12/2018	1/11/2022
C20102A	AECOM, USA, INC.	CONSULT	\$2,239,138	\$313,490	1/1/2020	1/30/2023
17COUN024_HL	Hogan Lovells US LLP	CONSULT	\$1,097,480	\$94,500	1/1/2017	1/30/2020
FQ18165	Mobilight International, Inc.	EQUIP_MATL	\$1,002,080	\$225,468	1/11/2018	1/10/2020
CTRST22034	Robel North America Corp	EQUIP_MATL	\$502,212	\$98,344	1/30/2022	1/30/2022
CQ19163	Happy Valley Intermediate Holdco Inc	3RD_PARTY	\$200,075	\$200,075	1/21/2019	1/20/2020
FQ15190C	Parsons Transportation Group Inc	CONSULT		\$95,755	1/29/2018	1/28/2023



WASHINGTON METROPOLITAN AREA TRANSIT AUTHORITY

(CIP0213) Capital Program Development Support

FY2023 Q2

Initiative Type: Program
 Investment Program: Support Equipment/Services
 Investment Category: Business & Operations Support

Mode: Systemwide
 Location: Systemwide

Description

This program supports resources necessary to perform capital program development, monitoring, reporting, and strategic planning.



Expected Outcome

Improves Metro's ability to plan, evaluate, prioritize, and report on its extensive capital improvement program.

Strategic Drivers

 Safety	 Security	 Reliability/SGR
---	--	---

Overall Status

(Programs are ongoing)

Development & Evaluation	
Implementation & Construction	●
Operations Activation	

Metro continues to work on capital program communications content, templates, reports & assets.

Budget and Funding (\$ Millions)

FY23 Current Budget	YTD % Budget Expended
\$21.60	62%

FY23 Funding Sources	YTD Expended
Formula	\$0.00
PRIIA	\$0.00
Other	\$0.00
Federal Subtotal	\$0.00
System Performance	\$13.12
Reimbursable/Other	\$0.00
DC Dedicated Funding	\$0.00
MD Dedicated Funding	\$0.00
VA Non-Restricted Dedicated Funding	\$0.00
VA Restricted Dedicated Funding	\$0.00
Local Subtotal	\$13.12
Debt	\$0.00
Net Accruals	\$0.27
Total FY23 Expenditures	\$13.39



WASHINGTON METROPOLITAN AREA TRANSIT AUTHORITY

(CIP0213)

Top 30 Active Contracts by Allocated CIP Value

Contract Number	Vendor	Activity	Contract Value	Allocated CIP Value	Contract Start Date	Contract Expiration Date
FQ18033F	DHA/RK&K Joint Venture	CONSULT	\$95,000,000	\$860,005	1/16/2018	1/16/2023
FQ18033C	WSP USA Inc.	CONSULT	\$70,000,000	\$127,719	1/15/2018	1/15/2023
FQ15190A	AECOM, USA, INC.	CONSULT	\$30,500,000	\$17,176,509	1/29/2018	1/28/2023
FQ10218-18	WSP USA Inc.	CONSULT	\$26,260,539	\$996,277	1/6/2017	1/31/2019
FQ15005A	AECOM, USA, INC.	CONSULT	\$9,307,449	\$378,681	1/5/2015	1/31/2020
FQ15190A-FY19	AECOM, USA, INC.	CONSULT		\$3,000,000	1/22/2019	1/30/2021
FQ15190D-FY19	WSP USA Inc.	CONSULT		\$7,079,639	1/22/2019	1/30/2021



WASHINGTON METROPOLITAN AREA TRANSIT AUTHORITY

(CIP0218) Metrorail Station Improvements

FY2023 Q2

Initiative Type: Program
 Investment Program: Platforms & Structures
 Investment Category: Stations and Passenger Facilities

Mode: Rail
 Location: Systemwide

Description

This program supports rehabilitation of station components throughout the system including shaft repairs, entry gates, flooring, and other components and amenities.



Expected Outcome

Improves safety and customer experience by modernizing and maintaining Metrorail station infrastructure and systems in a state of good repair as measured by the Metrorail customer injury rate performance indicator [FY21 target of ≤177 injuries]. Prevents crime and increases the security of employees and customers by ensuring station entry gates are functional.

Strategic Drivers

 Safety	 Security	 Reliability/SGR
---	--	---

Overall Status

(Programs are ongoing)

Development & Evaluation	●
Implementation & Construction	●
Operations Activation	

Solicitations ended in Q2. Kick-off anticipated in mid Q3.

Budget and Funding (\$ Millions)

FY23 Current Budget	YTD % Budget Expended
\$1.00	1%

FY23 Funding Sources	YTD Expended
Formula	\$0.00
PRIIA	\$0.00
Other	\$0.00
Federal Subtotal	\$0.00
System Performance	\$0.00
Reimbursable/Other	\$0.00
DC Dedicated Funding	\$0.00
MD Dedicated Funding	\$0.00
VA Non-Restricted Dedicated Funding	\$0.00
VA Restricted Dedicated Funding	\$0.00
Local Subtotal	\$0.01
Debt	\$0.00
Net Accruals	\$0.00
Total FY23 Expenditures	\$0.01



WASHINGTON METROPOLITAN AREA TRANSIT AUTHORITY

(CIP0218)

Top 30 Active Contracts by Allocated CIP Value

Contract Number	Vendor	Activity	Contract Value	Allocated CIP Value	Contract Start Date	Contract Expiration Date
FQ15191-FY18	Gannett Fleming-Parsons Joint Venture II	CONSULT	\$100,000,000	\$75,000	1/11/2017	1/31/2023
FQ18033G	Gannett Fleming Engineers and Architects	CONSULT	\$90,000,000	\$20,000	1/23/2018	1/23/2023
FQ18033D	Jacobs Engineering Group, Inc.	ENGINEERING	\$84,500,000	\$3,310,989	1/21/2018	1/21/2023
FQ15191-FY19	Gannett Fleming-Parsons Joint Venture II	CONSULT	\$62,000,000	\$194,935	1/2/2017	1/30/2020
FQ15192-FY20	Mott MacDonald I&E, LLC	CONSULT	\$26,982,993	\$306,327	1/18/2019	1/30/2020
FQ18033B	HNTB Corporation	CONSULT	\$24,500,000	\$104,595	1/2/2018	1/2/2023
FQ16036A	Potomac Construction Co Inc	CONSTRUCTION	\$17,969,366	\$1,149,959	1/10/2017	1/9/2022



WASHINGTON METROPOLITAN AREA TRANSIT AUTHORITY

(CIP0219) Rail Station Lighting Improvements

FY2023 Q2

Initiative Type: Program
 Investment Program: Station Systems
 Investment Category: Stations and Passenger Facilities

Mode: Rail
 Location: Systemwide

Description

This program improves the lighting and illumination levels within rail stations, including mezzanines, lower level platforms and track beds of Metrorail stations. In addition, exterior lighting as customers access the stations including station pathways and bus loops, are also replaced through this program.



Expected Outcome

Provides lighting to improve customer and employee safety and security as measured by the Metrorail customer injury rate performance indicator [FY21 target of ≤177 injuries], and the rate of crimes against passengers performance indicator [FY21 target of ≤840 crimes]. In addition, newer lights are more efficient and reduce Metro's energy consumption.

Strategic Drivers



Overall Status

(Programs are ongoing)

Development & Evaluation	
Implementation & Construction	●
Operations Activation	●

Edge lighting project bids received on Dec 2022. Metro is currently finalizing technical evaluation. Contract award is projected in Q3. Escalator incline is underway. 4 of 5 locations currently illuminated. Site Lighting Phase 2A (4 locations) design is progressing.

Budget and Funding (\$ Millions)

FY23 Current Budget	YTD % Budget Expended
\$8.12	17%

FY23 Funding Sources	YTD Expended
Formula	\$0.81
PRIIA	\$0.00
Other	\$0.00
Federal Subtotal	\$0.81
System Performance	\$0.00
Reimbursable/Other	\$0.00
DC Dedicated Funding	\$0.06
MD Dedicated Funding	\$0.05
VA Non-Restricted Dedicated Funding	\$0.04
VA Restricted Dedicated Funding	\$0.01
Local Subtotal	\$0.56
Debt	\$0.39
Net Accruals	\$0.01
Total FY23 Expenditures	\$1.37



WASHINGTON METROPOLITAN AREA TRANSIT AUTHORITY

(CIP0219)

Top 30 Active Contracts by Allocated CIP Value

Contract Number	Vendor	Activity	Contract Value	Allocated CIP Value	Contract Start Date	Contract Expiration Date
FQ18033F	DHA/RK&K Joint Venture	CONSULT	\$88,000,000	\$1,000,000	1/16/2018	1/16/2023
FQ18033A	Parsons Transportation Group Inc	CONSULT	\$77,500,000	\$517,790	1/24/2018	1/24/2023
FQ18033B	HNTB Corporation	ENGINEERING	\$65,000,000	\$900,000	1/2/2018	1/2/2023
FQ15192-FY18	Mott MacDonald I&E, LLC	CONSULT	\$60,000,000	\$1,245,151	1/8/2017	1/31/2019
FQ16148	C3M Power Systems, LLC	CONSTRUCTION	\$57,396,617	\$9,818	1/7/2017	1/25/2022
FQ17179	M.C. Dean, Inc.	CONSTRUCTION	\$53,144,811	\$2,080,000	1/17/2018	1/2/2021
FQ18033G	Gannett Fleming Engineers and Architects	CONSULT	\$49,000,000	\$384,598	1/23/2018	1/23/2023
FQ17044A	Aldridge Electric Inc	CONSTRUCTION	\$8,634,042	\$2,743,612	1/27/2018	1/30/2020
CQ18173-COOP	Graybar Electric Co Inc	EQUIP_MATL	\$5,000,000	\$8,029	1/30/2018	1/31/2023
CQ16105	C N Robinson Lighting Supply	EQUIP_MATL	\$1,932,323	\$66,951	1/25/2016	1/30/2020
FQ17044O	Mountchor Technologies Inc	CONSTRUCTION		\$956,700	1/27/2018	1/30/2021



WASHINGTON METROPOLITAN AREA TRANSIT AUTHORITY

(CIP0220) Bus Planning Studies Program

FY2023 Q2

Initiative Type: Program
 Investment Program: Passenger Facilities/Systems
 Investment Category: Bus, Bus Facilities & Paratransit

Mode: Bus
 Location: Systemwide

Description

This program advances Metrobus planning studies necessary to sustain the network of services and facilities. Efforts focus on service plans, customer information, facilities management, bus stop accessibility, transit operations, traffic management and service delivery.



Expected Outcome




Optimizes bus service levels and delivery by Metro and other bus services across the region.

Strategic Drivers

 Safety	 Security	 Reliability/SGR
---	--	---

Overall Status

(Programs are ongoing)

Development & Evaluation	
Implementation & Construction	
Operations Activation	

Review of Pilot 11 locations underway, with 42 additional sites expected to be designed and installed in FY24 & FY25.

Budget and Funding (\$ Millions)

FY23 Current Budget	YTD % Budget Expended
\$1.23	22%

FY23 Funding Sources	YTD Expended
Formula	\$0.00
PRIIA	\$0.00
Other	\$0.00
Federal Subtotal	\$0.00
System Performance	\$0.00
Reimbursable/Other	\$0.00
DC Dedicated Funding	\$0.00
MD Dedicated Funding	\$0.00
VA Non-Restricted Dedicated Funding	\$0.00
VA Restricted Dedicated Funding	\$0.00
Local Subtotal	\$0.38
Debt	\$0.38
Net Accruals	(\$0.11)
Total FY23 Expenditures	\$0.27



WASHINGTON METROPOLITAN AREA TRANSIT AUTHORITY

(CIP0220)

Top 30 Active Contracts by Allocated CIP Value

Contract Number	Vendor	Activity	Contract Value	Allocated CIP Value	Contract Start Date	Contract Expiration Date
FQ18033D	Jacobs Engineering Group, Inc.	CONSULT	\$84,500,000	\$545,193	1/21/2018	1/21/2023
FQ15005A	AECOM, USA, INC.	CONSULT	\$9,307,449	\$110,660	1/5/2015	1/31/2020
FQ15005B	Kimley-Horn and Associates, Inc.	PLANNING	\$4,925,967	\$459,328	1/16/2015	1/31/2020
FQ15205	Sharp And Company	CONSULT	\$2,269,974	\$24,036	1/8/2016	1/7/2020
C20102A	AECOM, USA, INC.	PLANNING	\$2,239,138	\$197,830	1/1/2020	1/30/2023
C20102L	WSP USA Inc.	PLANNING	\$2,062,556	\$463,949	1/1/2020	1/30/2023
C20102K	VHB - Vanasse Hangen Brustlin, Inc.	PLANNING	\$707,534	\$392,740	1/1/2020	1/30/2023
CPLAN22205 6-KJC	Via Transportation Inc	CONSULT	\$245,365	\$245,365	1/29/2022	1/28/2023



WASHINGTON METROPOLITAN AREA TRANSIT AUTHORITY

(CIP0221) Bus Customer Facility Improvements

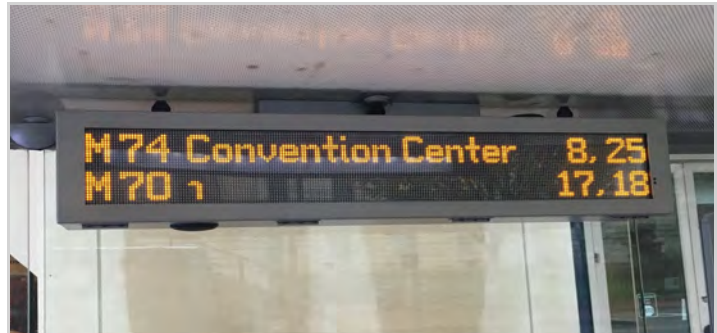
FY2023 Q2

Initiative Type: Program
 Investment Program: Passenger Facilities/Systems
 Investment Category: Bus, Bus Facilities & Paratransit

Mode: Bus
 Location: Systemwide

Description

This program upgrades Metrobus facilities and amenities to achieve and maintain a state of good repair and improve delivery of customer information.



Expected Outcome

Provides more comfortable bus shelters and improves compliance with ADA guidelines. Improves customer communication and information through proper signage, maps and schedules for riders to clearly see bus stops and bus route timetables resulting in improved bus customer satisfaction.

Strategic Drivers

Safety Security Reliability/SGR

Overall Status

(Programs are ongoing)

Development & Evaluation	●
Implementation & Construction	●
Operations Activation	●

Installation of new bus shelters at College Park-UMD is ongoing, with anticipated completion in Q4 FY2023 and milestones have now been shifted to Q2 FY2024.

Budget and Funding (\$ Millions)

FY23 Current Budget	YTD % Budget Expended
\$10.15	30%

FY23 Funding Sources	YTD Expended
Formula	\$0.00
PRIIA	\$0.00
Other	\$0.00
Federal Subtotal	\$0.00
System Performance	\$0.00
Reimbursable/Other	\$0.00
DC Dedicated Funding	\$0.01
MD Dedicated Funding	\$0.01
VA Non-Restricted Dedicated Funding	\$0.01
VA Restricted Dedicated Funding	\$0.00
Local Subtotal	\$3.27
Debt	\$3.24
Net Accruals	(\$0.19)
Total FY23 Expenditures	\$3.08



WASHINGTON METROPOLITAN AREA TRANSIT AUTHORITY

(CIP0221)

Top 30 Active Contracts by Allocated CIP Value

Contract Number	Vendor	Activity	Contract Value	Allocated CIP Value	Contract Start Date	Contract Expiration Date
FQ18033G	Gannett Fleming Engineers and Architects	CONSULT	\$90,000,000	\$100,000	1/23/2018	1/23/2023
FQ15192-FY18	Mott MacDonald I&E, LLC	CONSULT	\$75,000,000	\$70,000	1/8/2017	1/31/2019
FQ18033B	HNTB Corporation	CONSULT	\$65,000,000	\$40,000	1/2/2018	1/2/2023
FQ18033F	DHA/RK&K Joint Venture	CONSULT	\$60,000,000	\$90,890	1/16/2018	1/16/2023
FQ17044E	eVigilant Security	CONSTRUCTION	\$9,000,000	\$25,433	1/9/2018	1/30/2020
CQ15092A	Mb Staffing Services LLC	CONSULT	\$6,107,024	\$73,730	1/31/2015	1/31/2020
FQ18155	Luminator Technology Group Inc	EQUIP_MATL	\$4,391,599	\$1,694,661	1/26/2019	1/29/2020
FQ18110	CHK America Inc	EQUIP_MATL	\$3,583,059	\$875,426	1/12/2018	1/11/2020
FQ19273D	ADP Consultants, Inc.	CONSTRUCTION	\$2,604,621	\$2,104,620	1/21/2020	1/12/2023
FQ19223	Swiftly, Inc.	IT_SOFTWARE_OTH	\$573,500	\$556,500	1/24/2020	1/23/2021
FQ19172Q	CSI Engineering P C	CONSULT	\$500,000	\$436,266	1/3/2019	1/3/2024
F20160	Transit Information Products	EQUIP_MATL	\$276,750	\$276,750	1/8/2020	1/30/2021
FQ19273C	Wycliffe Technologies, Inc.	CONSTRUCTION	\$120,781	\$32,961	1/13/2020	1/12/2023
FQ16036D	Signature Renovations LLC	CONSTRUCTION	\$44,460	\$44,460	1/10/2017	1/9/2022
FQ17044A	Aldridge Electric Inc	CONSTRUCTION		\$209,000	1/27/2018	1/30/2020



WASHINGTON METROPOLITAN AREA TRANSIT AUTHORITY

(CIP0225) Heavy Repair and Overhaul Facility

FY2023 Q2

Initiative Type: Project
 Investment Program: Maintenance Facilities
 Investment Category: Railcar and Railcar Facilities

Mode: Rail
 Location: Maryland

Description

This project constructs a new Heavy Repair and Overhaul (HRO) Facility in Landover, MD. This will consolidate railcar overhaul functions into a dedicated facility. Currently, railcar rehabilitation and overhaul functions are split between Brentwood and Greenbelt Rail Yards.



Expected Outcome

Improves the efficiency of railcar maintenance by consolidating overhaul operations into one facility. Also provides workers with a modern facility and shop equipment.

Strategic Drivers

Overall Status

Development & Evaluation	●
Implementation & Construction	●
Operations Activation	

GMP final price negotiations are ongoing, continued ongoing design clarifications with 3rd parties (MDE, WSSC, BG&E).

Budget and Funding (\$ Millions)

FY23 Current Budget	YTD % Budget Expended
\$24.76	15%

FY23 Funding Sources	YTD Expended
Formula	\$3.70
PRIIA	\$0.00
Other	\$0.00
Federal Subtotal	\$3.70
System Performance	(\$0.11)
Reimbursable/Other	\$0.00
DC Dedicated Funding	\$0.01
MD Dedicated Funding	\$0.01
VA Non-Restricted Dedicated Funding	\$0.01
VA Restricted Dedicated Funding	\$0.00
Local Subtotal	\$1.83
Debt	\$1.92
Net Accruals	(\$1.75)
Total FY23 Expenditures	\$3.78

Notes: All figures are preliminary and unaudited.



WASHINGTON METROPOLITAN AREA TRANSIT AUTHORITY

(CIP0225)

Top 30 Active Contracts by Allocated CIP Value

Contract Number	Vendor	Activity	Contract Value	Allocated CIP Value	Contract Start Date	Contract Expiration Date
FQ18033G	Gannett Fleming Engineers and Architects	CONSULT	\$90,000,000	\$200,000	1/23/2018	1/23/2023
FQ18033D	Jacobs Engineering Group, Inc.	ENGINEERING	\$80,500,000	\$18,757	1/21/2018	1/21/2023
FQ15192-FY18	Mott MacDonald I&E, LLC	CONSULT	\$75,000,000	\$456,333	1/8/2017	1/31/2019
FQ18033B	HNTB Corporation	ENGINEERING	\$65,000,000	\$60,000	1/2/2018	1/2/2023
FQ18033C	WSP USA Inc.	CONSULT	\$60,000,000	\$76,656	1/15/2018	1/15/2023
FQ19172M	Mott MacDonald-WSP Joint Venture	ENGINEERING	\$50,000,000	\$365,938	1/3/2019	1/3/2024
C20147	K&J Safety & Security Consulting	CONSTRUCTION	\$19,773,890	\$120,000	1/30/2020	1/31/2025
FQ19267	Hensel Phelps Construction Co	CONSTRUCTION	\$10,057,357	\$10,052,357	1/1/2020	1/7/2021
FQ19172L	Johnson, Mirmiran & Thompson Inc.	ENGINEERING	\$5,000,000	\$636,361	1/3/2019	1/3/2024
17COUN024_HL	Hogan Lovells US LLP	CONSULT	\$1,097,480	\$237,308	1/1/2017	1/30/2020
17COUN042	Diversified Property Services Inc	CONSULT	\$237,738	\$70,731	1/2/2018	1/2/2021
FQ15190B	HNTB Corporation	CONSULT		\$355,491	1/29/2018	1/28/2023



WASHINGTON METROPOLITAN AREA TRANSIT AUTHORITY

(CIP0241) Flood Resiliency Infrastructure Upgrades

FY2023 Q2

Initiative Type: Project
 Investment Program: Station Systems
 Investment Category: Stations and Passenger Facilities

Mode: Rail
 Location: Systemwide

Description

Since the opening of the first Metro line over 40 years ago, changes in local development, aging of the system, updates in design guidelines and criteria, and the effects of extreme weather events have led to flooding vulnerabilities in the system. This project will assess and construct mitigations to protect stations from flood waters entering into the rail system.



Expected Outcome

Reduces disruption to revenue service and increases passenger safety. Mitigates risk of fire, smoke, and other incidents caused by water intrusion into Metrorail tunnels and stations. Measured by the following performance indicators: Rail Infrastructure Availability performance indicator [FY21 target ≤7.9% of track under performance restrictions] and fire incidents performance indicator [FY21 target of ≤ 66 incidents annually]. Protects infrastructure and equipment, reducing frequency and cost of repairs and replacements.

Strategic Drivers

 Safety	 Security	 Reliability/SGR
---	--	---

Overall Status

Development & Evaluation	
Implementation & Construction	
Operations Activation	

Metro continues advancing the design for solutions to flooding issues at 18 underground utility locations. Metro continues to assess the effectiveness of previously raised vent shafts in advance to developing comprehensive flood mitigation solutions for stations.

Budget and Funding (\$ Millions)

FY23 Current Budget	YTD % Budget Expended
\$0.00	0%

FY23 Funding Sources	YTD Expended
Formula	\$0.00
PRIIA	\$0.00
Other	\$0.00
Federal Subtotal	\$0.00
System Performance	\$0.00
Reimbursable/Other	\$0.00
DC Dedicated Funding	\$0.23
MD Dedicated Funding	\$0.22
VA Non-Restricted Dedicated Funding	\$0.15
VA Restricted Dedicated Funding	\$0.05
Local Subtotal	\$0.65
Debt	\$0.00
Net Accruals	\$0.37
Total FY23 Expenditures	\$1.02



WASHINGTON METROPOLITAN AREA TRANSIT AUTHORITY

(CIP0241)

Top 30 Active Contracts by Allocated CIP Value

Contract Number	Vendor	Activity	Contract Value	Allocated CIP Value	Contract Start Date	Contract Expiration Date
FQ15191-FY18	Gannett Fleming-Parsons Joint Venture II	CONSULT	\$100,000,000	\$263,713	1/11/2017	1/31/2020
FQ19172M	Mott MacDonald-WSP Joint Venture	ENGINEERING	\$51,000,000	\$879,354	1/3/2019	1/3/2024
FQ18033I	AECOM-STV JV	CONSULT	\$40,000,000	\$1,344,170	1/1/2018	1/30/2025
FQ16036A	Potomac Construction Co Inc	CONSTRUCTION	\$12,817,945	\$840,400	1/10/2017	1/9/2022
FQ19172D	Jacobs Engineering Group, Inc.	ENGINEERING	\$3,500,000	\$958,890	1/3/2019	1/3/2024
FQ16036B	The Matthews Group, Inc. T/A TMG Constru	CONSTRUCTION	\$1,932,810	\$165,343	1/10/2017	1/9/2022
FQ16036-G	F.H. Paschen, S.N. Nielsen & Assoc., LLC	CONSTRUCTION	\$819,000	\$819,000	1/15/2018	1/9/2022



WASHINGTON METROPOLITAN AREA TRANSIT AUTHORITY

(CIP0242) Rail System Drainage Rehabilitation Program

FY2023 Q2

Initiative Type: Program
 Investment Program: Station Systems
 Investment Category: Stations and Passenger Facilities

Mode: Rail
 Location: Systemwide

Description

This program replaces and improves drainage pumping stations that have exceeded their lifecycle throughout the Metrorail system and supports implementation of flood resiliency improvements.



Expected Outcome

Reduces disruption to revenue service and mitigates some of the risk of fire, smoke, and other incidents caused by excess water collecting within Metrorail tunnels and stations as measured by the Rail Infrastructure Availability performance indicator [FY21 target ≤7.9% of track under performance restrictions]. Protects Metro infrastructure and equipment which reduces the frequency and cost of repairs and replacements and helps prevent potential safety issues.

Strategic Drivers

 Safety	 Security	 Reliability/SGR
---	--	---

Overall Status

(Programs are ongoing)

Development & Evaluation	
Implementation & Construction	●
Operations Activation	

Metro continues to work with external parties to conduct design and construction services for replacement of drainage pumping stations and discharge line piping for entire WMATA system. Drainage pump replacement work is closing out at Wheaton and Federal Triangle sites. External contractor began work at Medical Center and Silver Spring worksites.

Budget and Funding (\$ Millions)

FY23 Current Budget	YTD % Budget Expended
\$17.29	42%

FY23 Funding Sources	YTD Expended
Formula	\$0.00
PRIIA	\$0.00
Other	\$0.00
Federal Subtotal	\$0.00
System Performance	\$0.06
Reimbursable/Other	\$0.00
DC Dedicated Funding	\$0.00
MD Dedicated Funding	\$0.00
VA Non-Restricted Dedicated Funding	\$0.00
VA Restricted Dedicated Funding	\$0.00
Local Subtotal	\$7.51
Debt	\$7.44
Net Accruals	(\$0.33)
Total FY23 Expenditures	\$7.18



WASHINGTON METROPOLITAN AREA TRANSIT AUTHORITY

(CIP0242)

Top 30 Active Contracts by Allocated CIP Value

Contract Number	Vendor	Activity	Contract Value	Allocated CIP Value	Contract Start Date	Contract Expiration Date
FQ18033G	Gannett Fleming Engineers and Architects	ENGINEERING	\$82,000,000	\$720,660	1/23/2018	1/23/2023
FQ15192-FY18	Mott MacDonald I&E, LLC	CONSULT	\$75,000,000	\$100,000	1/8/2017	1/31/2019
FQ18033F	DHA/RK&K Joint Venture	CONSULT	\$70,000,000	\$376	1/16/2018	1/16/2023
FQ18033B	HNTB Corporation	ENGINEERING	\$65,000,000	\$10,000	1/2/2018	1/2/2023
FQ15191-FY19	Gannett Fleming-Parsons Joint Venture II	CONSULT	\$64,000,000	\$137,131	1/2/2017	1/30/2020
FQ18033A	Parsons Transportation Group Inc	CONSULT	\$45,000,000	\$661,101	1/24/2018	1/24/2023
FIRPG211167	M & M Welding & Fabricators Inc	CONSTRUCTION	\$26,800,200	\$15,985,682	1/24/2021	1/23/2024
FQ17080	M & M Welding & Fabricators Inc	CONSTRUCTION	\$8,844,642	\$551,477	1/29/2017	1/30/2020



WASHINGTON METROPOLITAN AREA TRANSIT AUTHORITY

(CIP0246) General Engineering

FY2023 Q2

Initiative Type: Program
 Investment Program: Fixed Rail
 Investment Category: Track and Structures Rehabilitation

Mode: Rail
 Location: Systemwide

Description

This program provides general engineering support services for the development of architectural and engineering concept designs to help define the capital projects and address needs that may not be captured as part of other larger capital initiatives. This program helps resolve priority issues identified by Metro's engineers.



Expected Outcome

Develops engineering solutions for maintenance and improvement needs that could lead to a capital investment.

Strategic Drivers

 Safety	 Security	 Reliability/SGR
---	--	---

Overall Status

(Programs are ongoing)

Development & Evaluation	
Implementation & Construction	●
Operations Activation	

Staff augmentation continues to support modeling, Trestle demolition permitting, on call Bridge inspection, and on call general structural support.

Budget and Funding (\$ Millions)

FY23 Current Budget	YTD % Budget Expended
\$16.92	60%

FY23 Funding Sources	YTD Expended
Formula	\$0.00
PRIIA	\$0.00
Other	\$0.00
Federal Subtotal	\$0.00
System Performance	\$11.44
Reimbursable/Other	\$0.00
DC Dedicated Funding	\$0.00
MD Dedicated Funding	\$0.00
VA Non-Restricted Dedicated Funding	\$0.00
VA Restricted Dedicated Funding	\$0.00
Local Subtotal	\$11.45
Debt	\$0.00
Net Accruals	(\$1.31)
Total FY23 Expenditures	\$10.13



WASHINGTON METROPOLITAN AREA TRANSIT AUTHORITY

(CIP0246)

Top 30 Active Contracts by Allocated CIP Value

Contract Number	Vendor	Activity	Contract Value	Allocated CIP Value	Contract Start Date	Contract Expiration Date
FQ18033B	HNTB Corporation	CONSULT	\$65,000,000	\$200,000	1/2/2018	1/2/2023
FQ18033C	WSP USA Inc.	CONSULT	\$65,000,000	\$961,781	1/15/2018	1/15/2023
FQ19172M	Mott MacDonald-WSP Joint Venture	ENGINEERING	\$50,000,000	\$3,111,522	1/3/2019	1/3/2024
FQ15191-FY17R	Gannett Fleming-Parsons Joint Venture II	ENGINEERING	\$40,000,000	\$302,064	1/1/2016	1/31/2020
FQ18033I	AECOM-STV JV	CONSULT	\$40,000,000	\$576,073	1/1/2018	1/30/2025
FQ19172G	Gannett Fleming Engineers and Architects	ENGINEERING	\$24,250,000	\$12,608,101	1/3/2019	1/3/2024
FQ18033A	Parsons Transportation Group Inc	CONSULT	\$12,500,000	\$490,932	1/24/2018	1/24/2023
FQ18033F	DHA/RK&K Joint Venture	CONSULT	\$12,500,000	\$828,592	1/16/2018	1/16/2023
CENGA211235	DLT Solutions, LLC	IT_SOFTWARE_OTH	\$510,484	\$510,484	1/30/2021	1/30/2024
FQ19172R	KGP Design Studio LLC.	ENGINEERING	\$300,000	\$236,881	1/3/2019	1/3/2024
FQ19172KGP	KGP Design Studio LLC	ENGINEERING	\$300,000	\$289,596	1/3/2019	1/3/2024
CENGA233083	IHS Global Inc	IT_SOFTWARE_OTH	\$145,872	\$145,872	1/2/2022	1/6/2023



WASHINGTON METROPOLITAN AREA TRANSIT AUTHORITY

(CIP0247) Emergency Construction and Emerging Needs Program

FY2023 Q2

Initiative Type: Program
 Investment Program: Fixed Rail
 Investment Category: Track and Structures Rehabilitation

Mode: Rail
 Location: Systemwide

Description

This program supports emergent and emergency needs that arise across the system beyond the scope of other established capital investments.



Expected Outcome

Resolves emergency and emergent issues that impact Metro service and reliability.

Strategic Drivers

		
Safety	Security	Reliability/SGR

Overall Status

(Programs are ongoing)

Development & Evaluation	
Implementation & Construction	●
Operations Activation	●

Gallery Place debris collection is 70% finished; Addison Rd and Vienna are 65% complete with estimated completion in Q3. Rosslyn bollards are waiting for bids. Track Signification is awaiting ICE completion. Southern Ave is 60% complete due to delays caused by closed off bus lanes. Water intrusion at Shady Grove design is under review.

Budget and Funding (\$ Millions)

FY23 Current Budget	YTD % Budget Expended
\$1.93	120%

FY23 Funding Sources	YTD Expended
Formula	\$0.00
PRIIA	\$0.00
Other	\$0.00
Federal Subtotal	\$0.00
System Performance	\$0.00
Reimbursable/Other	\$0.00
DC Dedicated Funding	\$0.01
MD Dedicated Funding	\$0.01
VA Non-Restricted Dedicated Funding	\$0.01
VA Restricted Dedicated Funding	\$0.00
Local Subtotal	\$2.24
Debt	\$2.20
Net Accruals	\$0.09
Total FY23 Expenditures	\$2.33

Notes: All figures are preliminary and unaudited.



WASHINGTON METROPOLITAN AREA TRANSIT AUTHORITY

(CIP0247)

Top 30 Active Contracts by Allocated CIP Value

Contract Number	Vendor	Activity	Contract Value	Allocated CIP Value	Contract Start Date	Contract Expiration Date
FQ19021A	DJB Contracting Inc	CONSTRUCTION	\$100,000,000	\$44,698	1/30/2019	1/29/2021
FQ15191-FY18	Gannett Fleming-Parsons Joint Venture II	CONSULT	\$100,000,000	\$120,000	1/11/2017	1/31/2023
FQ18033G	Gannett Fleming Engineers and Architects	CONSULT	\$90,000,000	\$10,000	1/23/2018	1/23/2023
FQ18033F	DHA/RK&K Joint Venture	CONSULT	\$88,000,000	\$122,820	1/16/2018	1/16/2023
FQ16036B	The Matthews Group, Inc. T/A TMG Constru	CONSTRUCTION	\$16,345,552	\$146,025	1/10/2017	1/9/2022
FQ16036D	Signature Renovations LLC	CONSTRUCTION	\$15,000,000	\$248,768	1/10/2017	1/9/2022
FQ16036A	Potomac Construction Co Inc	CONSTRUCTION	\$10,277,945	\$102,373	1/10/2017	1/9/2022
FQ16036-E	W M Schlosser Co Inc	CONSTRUCTION	\$8,854,000	\$2,688,000	1/11/2018	1/9/2022
FQ19273A	Consolidated Construction & Engineering	CONSTRUCTION	\$500,000	\$85,743	1/13/2020	1/12/2023
FQ19273C	Wycliffe Technologies, Inc.	CONSTRUCTION	\$120,781	\$87,820	1/13/2020	1/12/2023



WASHINGTON METROPOLITAN AREA TRANSIT AUTHORITY

(CIP0251) Automatic Train Control State of Good Repair

FY2023 Q2

Initiative Type: Program
 Investment Program: Signals & Communications
 Investment Category: Rail Systems

Mode: Rail
 Location: Systemwide

Description

This program replaces aging Automatic Train Control (ATC) systems, Train Control Room (TCR) infrastructure and wayside equipment. Obsolete and failing equipment must be replaced at intervals ranging from 20 to 40 years.



Expected Outcome

Increases the safety of Metrorail operations and provides reliable signal operation to minimize disruptions to rail service as measured by the Rail Infrastructure Availability performance indicator [FY21 target ≤7.9% of track under performance restrictions] and the Metrorail customer injury rate performance indicator [FY21 target of ≤177 customer injuries] and prevent potential safety issues.

Strategic Drivers

 Safety	 Security	 Reliability/SGR
---	--	---

Overall Status

(Programs are ongoing)

Development & Evaluation	
Implementation & Construction	●
Operations Activation	●

As of Q2 TCR: 30% design completed. Preparation of safety/regulatory submissions completed all initial surveys with the contractor, received and approved a 30% design for the TCR replacements. Metro received and approved a 60% design for the RTU replacements, received and approved the majority of the major component designs for the project on track with completing the initial Safety and Quality aspects of the project.

Budget and Funding (\$ Millions)

FY23 Current Budget	YTD % Budget Expended
\$60.56	63%

FY23 Funding Sources	YTD Expended
Formula	\$0.00
PRIIA	\$22.13
Other	\$0.00
Federal Subtotal	\$22.13
System Performance	\$0.21
Reimbursable/Other	\$0.00
DC Dedicated Funding	\$0.16
MD Dedicated Funding	\$0.15
VA Non-Restricted Dedicated Funding	\$0.11
VA Restricted Dedicated Funding	\$0.03
Local Subtotal	\$13.35
Debt	\$12.70
Net Accruals	\$2.87
Total FY23 Expenditures	\$38.35



WASHINGTON METROPOLITAN AREA TRANSIT AUTHORITY

(CIP0251)

Top 30 Active Contracts by Allocated CIP Value

Contract Number	Vendor	Activity	Contract Value	Allocated CIP Value	Contract Start Date	Contract Expiration Date
FRBIR222275	C3M Power Systems, LLC	CONSTRUCTION	\$108,102,205	\$1,974,109	1/26/2022	1/25/2027
FQ15192-FY19	Mott MacDonald I&E, LLC	ENGINEERING	\$100,000,000	\$313,674	1/4/2017	1/30/2020
FQ18033G	Gannett Fleming Engineers and Architects	CONSULT	\$86,750,000	\$5,159,406	1/23/2018	1/23/2023
FQ18033F	DHA/RK&K Joint Venture	CONSULT	\$80,700,000	\$1,076,253	1/16/2018	1/16/2023
FQ18033I	AECOM-STV JV	CONSULT	\$71,000,000	\$249,771	1/1/2018	1/30/2025
FQ15192-FY18	Mott MacDonald I&E, LLC	ENGINEERING	\$70,000,000	\$508,602	1/8/2017	1/31/2019
FQ16148	C3M Power Systems, LLC	CONSTRUCTION	\$57,396,617	\$2,265,515	1/7/2017	1/25/2022
FQ18134	M.C. Dean, Inc.	CONSTRUCTION	\$26,215,000	\$26,215,000	1/2/2019	1/31/2023
FQ18033B	HNTB Corporation	CONSULT	\$24,500,000	\$104,595	1/2/2018	1/2/2023
C20147	K&J Safety & Security Consulting	CONSTRUCTION	\$19,773,890	\$195,000	1/30/2020	1/31/2025
FQ16036B	The Matthews Group, Inc. T/A TMG Constru	CONSTRUCTION	\$17,932,226	\$298,084	1/10/2017	1/9/2022
FQ18033A	Parsons Transportation Group Inc	CONSULT	\$12,500,000	\$231,039	1/24/2018	1/24/2023
FQ19172M	Mott MacDonald-WSP Joint Venture	ENGINEERING	\$10,000,000	\$197,264	1/3/2019	1/3/2024
FQ18110	CHK America Inc	EQUIP_MATL	\$8,635,950	\$25,988	1/12/2018	1/11/2022
FQ13065	Ideal Electrical Supply Corp	EQUIP_MATL	\$8,036,000	\$229,180	1/3/2013	1/6/2019
FQ18050 (A)	Prysmian Group Specialty Cables LLC	EQUIP_MATL	\$8,008,729	\$304,484	1/18/2018	1/22/2023
FQ18070	B&C Transit Consultants Inc.	CONSTRUCTION	\$6,040,000	\$5,988,855	1/5/2018	1/9/2021
CQ18197-COOP-1	GRAINGER	EQUIP_MATL	\$5,000,000	\$56,585	1/1/2018	1/21/2019
CQ18173-COOP	Graybar Electric Co Inc	EQUIP_MATL	\$5,000,000	\$893,765	1/30/2018	1/31/2023
FQ15205	Sharp And Company	3RD_PARTY	\$4,544,391	\$48,091	1/8/2016	1/7/2021
FQ17132	Unitrac Railroad Materials, Inc.	EQUIP_MATL	\$4,001,839	\$192,870	1/2/2018	1/1/2023
FSSRP222180	HITACHI Rail STS USA, Inc.	CONSTRUCTION	\$3,219,810	\$3,219,810	1/9/2022	1/8/2027
FQ18119	B&C Transit Consultants Inc.	CONSTRUCTION	\$2,611,145	\$2,611,145	1/31/2018	1/15/2022
FATCM200227	HITACHI Rail STS USA, Inc.	EQUIP_MATL	\$510,822	\$510,822	1/30/2020	1/30/2021
FQ18191	RailComm	EQUIP_MATL	\$267,144	\$267,144	1/23/2018	1/22/2023
FQ19187	Alstom Signaling Inc	EQUIP_MATL	\$183,870	\$183,870	1/28/2019	1/21/2020
FQ19093 (A)	Anixter Wire And Cable	EQUIP_MATL		\$192,315	1/30/2019	1/29/2024
FQ17044S	Singleton Electric Company, Inc.	CONSTRUCTION		\$67,500	1/9/2018	1/30/2023
FQ19275A	HITACHI Rail STS USA, Inc.	EQUIP_MATL		\$432,888	1/11/2020	1/4/2022
FQ15192-FY20	Mott MacDonald I&E, LLC	ENGINEERING		\$2,799,201	1/18/2019	1/30/2020



WASHINGTON METROPOLITAN AREA TRANSIT AUTHORITY

(CIP0252) Low Voltage Power State of Good Repair

FY2023 Q2

Initiative Type: Program
 Investment Program: Station Systems
 Investment Category: Stations and Passenger Facilities

Mode: Rail
 Location: Systemwide

Description

This program replaces low voltage power systems, improves various power components, and maintains existing low voltage power systems in a state of good repair.



Expected Outcome

Maintains the reliability of systems that support service by keeping the infrastructure that provides power to station lighting, HVAC, elevators and escalators, train control and communication systems, drainage pumping stations, and other Metrorail station infrastructure in a state of good repair.

Strategic Drivers

Overall Status

(Programs are ongoing)

Development & Evaluation	●
Implementation & Construction	●
Operations Activation	●

In Q2 FY2023 seven (7) 62.5KVA UPS' were delivered and six (6) - 62.5 kV were commissioned. Contractor to supply installation labor.

Budget and Funding (\$ Millions)

FY23 Current Budget	YTD % Budget Expended
\$32.08	52%

FY23 Funding Sources	YTD Expended
Formula	\$7.57
PRIIA	\$0.00
Other	\$0.00
Federal Subtotal	\$7.57
System Performance	\$0.00
Reimbursable/Other	\$0.00
DC Dedicated Funding	\$0.01
MD Dedicated Funding	\$0.01
VA Non-Restricted Dedicated Funding	\$0.00
VA Restricted Dedicated Funding	\$0.00
Local Subtotal	\$7.49
Debt	\$7.47
Net Accruals	\$1.69
Total FY23 Expenditures	\$16.75



WASHINGTON METROPOLITAN AREA TRANSIT AUTHORITY

(CIP0252)

Top 30 Active Contracts by Allocated CIP Value

Contract Number	Vendor	Activity	Contract Value	Allocated CIP Value	Contract Start Date	Contract Expiration Date
FRBIR222275	C3M Power Systems, LLC	CONSTRUCTION	\$108,102,205	\$250,000	1/26/2022	1/25/2027
FQ18033G	Gannett Fleming Engineers and Architects	CONSULT	\$82,000,000	\$2,250,396	1/23/2018	1/23/2023
FQ18033D	Jacobs Engineering Group, Inc.	CONSULT	\$80,500,000	\$111,944	1/21/2018	1/21/2023
FQ18033B	HNTB Corporation	CONSULT	\$65,000,000	\$5,000	1/2/2018	1/2/2023
FQ18033C	WSP USA Inc.	CONSULT	\$65,000,000	\$733,619	1/15/2018	1/15/2023
FQ15191-FY19	Gannett Fleming-Parsons Joint Venture II	CONSULT	\$62,000,000	\$468,037	1/2/2017	1/30/2020
FQ15192-FY18	Mott MacDonald I&E, LLC	CONSULT	\$60,000,000	\$667,434	1/8/2017	1/31/2019
FQ16148	C3M Power Systems, LLC	CONSTRUCTION	\$57,396,617	\$775,131	1/7/2017	1/25/2022
FQ18033A	Parsons Transportation Group Inc	ENGINEERING	\$56,000,000	\$256,780	1/24/2018	1/24/2023
FQ15192-FY19	Mott MacDonald I&E, LLC	CONSULT	\$50,000,000	\$2,277,487	1/4/2017	1/30/2020
FQ19218	Helix Electric Inc	CONSTRUCTION	\$27,785,004	\$27,785,004	1/14/2020	1/13/2023
FQ19172M	Mott MacDonald-WSP Joint Venture	ENGINEERING	\$18,000,000	\$189,380	1/3/2019	1/3/2024
FQ16036A	Potomac Construction Co Inc	CONSTRUCTION	\$17,933,366	\$4,900,000	1/10/2017	1/9/2022
FQ16036D	Signature Renovations LLC	CONSTRUCTION	\$15,000,000	\$34,317	1/10/2017	1/9/2022
FQ17044A	Aldridge Electric Inc	CONSTRUCTION	\$5,890,430	\$5,865,440	1/27/2018	1/30/2020
CQ18173-COOP	Graybar Electric Co Inc	EQUIP_MATL	\$5,000,000	\$14,940	1/30/2018	1/31/2023
FQ18050 (C)	Anixter Wire And Cable	EQUIP_MATL	\$4,000,000	\$893,057	1/18/2018	1/22/2023
FQ16150	Benning Power Electronics Inc	EQUIP_MATL	\$2,782,000	\$556,400	1/12/2016	1/11/2021
CQ19274-COOP	CDW Direct LLC CDW Direct	IT_HARDWARE_OT H	\$2,401,714	\$333,578	1/28/2019	1/27/2020
FQ19152	Benning Power Electronics Inc	EQUIP_MATL	\$1,687,600	\$1,687,600	1/28/2019	1/27/2020
CRAIL211020	A&A Transfer, Inc.	EQUIP_MATL	\$472,425	\$54,460	1/8/2020	1/7/2022
CMOWE21015	Sortac Systems LLC	CONSULT	\$200,000	\$90,800	1/6/2021	1/6/2023
FQ18099	M.C. Dean, Inc.	EQUIP_MATL		\$1,854,780	1/15/2019	1/14/2024
FQ18050 (B)	Prysmian Group Specialty Cables LLC	EQUIP_MATL		\$362,906	1/18/2018	1/22/2023
FQ11289-FY17	Potomac Construction Co Inc	CONSTRUCTION		\$2,214,825	1/12/2017	1/30/2019
FQ17044S	Singleton Electric Company, Inc.	CONSTRUCTION		\$3,389,766	1/9/2018	1/30/2020
FQ17044E	eVigilant Security	CONSTRUCTION		\$8,971,500	1/9/2018	1/30/2020



WASHINGTON METROPOLITAN AREA TRANSIT AUTHORITY

(CIP0253) Traction Power State of Good Repair

FY2023 Q2

Initiative Type: Program
 Investment Program: Power
 Investment Category: Rail Systems

Mode: Rail
 Location: Systemwide

Description

This program replaces traction power systems, improves various traction power components, and maintains existing traction power systems in a state of good repair in order to deliver safe and reliable Metrorail operations.



Expected Outcome

Addresses ability to provide Metrorail service through replacement or rehabilitation of critical infrastructure that delivers propulsion power to Metrorail. Improvements decrease speed restrictions on trains, and reduce risk of safety incidents, including track fires and stray current problems, as measured by the Rail Infrastructure Availability performance indicator [FY21 target ≤7.9% of track under performance restrictions] and the number of fire incidents performance indicator [FY21 target of ≤ 66 incidents annually].

Strategic Drivers



Overall Status

(Programs are ongoing)

Development & Evaluation	●
Implementation & Construction	●
Operations Activation	●

Metro will begin a four-year effort to replace equipment at 12 Traction Power Substations and 9 Tie Breaker Stations in FY2024. The replacement of the cable tray at Rosslyn and installation of the negative return switchgear has been completed. Transformer replacements are ongoing at various locations. Metro continues to megger and replace cable.

Budget and Funding (\$ Millions)

FY23 Current Budget	YTD % Budget Expended
\$43.23	70%

FY23 Funding Sources	YTD Expended
Formula	\$8.43
PRIIA	\$0.00
Other	\$0.00
Federal Subtotal	\$8.43
System Performance	\$0.00
Reimbursable/Other	\$0.00
DC Dedicated Funding	\$0.46
MD Dedicated Funding	\$0.43
VA Non-Restricted Dedicated Funding	\$0.30
VA Restricted Dedicated Funding	\$0.09
Local Subtotal	\$26.09
Debt	\$24.81
Net Accruals	(\$4.16)
Total FY23 Expenditures	\$30.35



WASHINGTON METROPOLITAN AREA TRANSIT AUTHORITY

(CIP0253)

Top 30 Active Contracts by Allocated CIP Value

Contract Number	Vendor	Activity	Contract Value	Allocated CIP Value	Contract Start Date	Contract Expiration Date
FQ18117AWD	Kiewit Infrastructure Company	CONSTRUCTION	\$297,350,000	\$13,100,000	1/10/2018	1/10/2020
FIRPG211191	C3M Power Systems, LLC	CONSTRUCTION	\$109,309,197	\$109,309,197	1/21/2022	1/31/2025
FRBIR222275	C3M Power Systems, LLC	CONSTRUCTION	\$108,102,205	\$7,366,698	1/26/2022	1/25/2027
FQ18033G	Gannett Fleming Engineers and Architects	CONSULT	\$82,000,000	\$1,453,412	1/23/2018	1/23/2023
FQ18033F	DHA/RK&K Joint Venture	CONSULT	\$80,700,000	\$1,076,253	1/16/2018	1/16/2023
FQ18033D	Jacobs Engineering Group, Inc.	CONSULT	\$80,500,000	\$413,655	1/21/2018	1/21/2023
FQ19172G	Gannett Fleming Engineers and Architects	ENGINEERING	\$72,500,000	\$1,787,852	1/3/2019	1/3/2024
FQ18033I	AECOM-STV JV	ENGINEERING	\$70,500,000	\$255,920	1/1/2018	1/30/2025
FQ19061	C3M Power Systems, LLC	CONSTRUCTION	\$69,695,589	\$336,096	1/22/2019	1/30/2021
FQ18033C	WSP USA Inc.	CONSULT	\$65,000,000	\$588,577	1/15/2018	1/15/2023
FQ17165	C3M Power Systems, LLC	CONSTRUCTION	\$60,121,710	\$637,640	1/20/2018	1/30/2023
FQ15192-FY18	Mott MacDonald I&E, LLC	CONSULT	\$60,000,000	\$1,008,933	1/8/2017	1/31/2019
FQ16148	C3M Power Systems, LLC	CONSTRUCTION	\$57,396,617	\$2,000,000	1/7/2017	1/25/2022
FQ18033A	Parsons Transportation Group Inc	CONSULT	\$55,000,000	\$294,371	1/24/2018	1/24/2023
FQ15192-FY19	Mott MacDonald I&E, LLC	ENGINEERING	\$50,000,000	\$1,128,152	1/4/2017	1/30/2020
FQ16036B	The Matthews Group, Inc. T/A TMG Constru	EQUIP_MATL	\$17,932,226	\$335,481	1/10/2017	1/9/2022
FQ17101B	Kupper Engineering, Inc.	EQUIP_MATL	\$10,226,464	\$226,464	1/7/2018	1/30/2020
FQ19172M	Mott MacDonald-WSP Joint Venture	ENGINEERING	\$10,000,000	\$186,742	1/3/2019	1/3/2024
FQ18050 (A)	Prysmian Group Specialty Cables LLC	EQUIP_MATL	\$8,008,729	\$1,796,529	1/18/2018	1/22/2023
CQ18173-COOP	Graybar Electric Co Inc	EQUIP_MATL	\$5,000,000	\$1,274,082	1/30/2018	1/31/2023
FQ18050 (B)	Prysmian Group Specialty Cables LLC	EQUIP_MATL	\$4,000,000	\$268,196	1/18/2018	1/22/2023
CQ19274-COOP	CDW Direct LLC CDW Direct	IT_HARDWARE_OT H	\$2,401,714	\$218,551	1/28/2019	1/27/2020
FQ19135	Mac Products Inc	EQUIP_MATL	\$1,391,378	\$452,389	1/20/2019	1/19/2022
FIT01222285-1	Copper River Information Technology	EQUIP_MATL	\$823,950	\$735,670	1/1/2022	1/31/2022
CQ19117	The NEFCO Corporation	EQUIP_MATL	\$419,235	\$414,756	1/17/2019	1/16/2020
F20152	MAC Electric, LLC	EQUIP_MATL	\$163,620	\$163,620	1/23/2020	1/22/2021
FMOWE211036	Mac Products Inc	EQUIP_MATL		\$305,222	1/3/2020	1/31/2021
FQ18099	M.C. Dean, Inc.	EQUIP_MATL		\$839,747	1/15/2019	1/14/2020
FQ11289-FY17	Potomac Construction Co Inc	CONSTRUCTION		\$1,753,557	1/12/2017	1/30/2019
FIRPG211014	C3M Power Systems, LLC	CONSTRUCTION		\$4,155,000	1/2/2021	1/1/2022



WASHINGTON METROPOLITAN AREA TRANSIT AUTHORITY

(CIP0254) Bus Priority Program Development

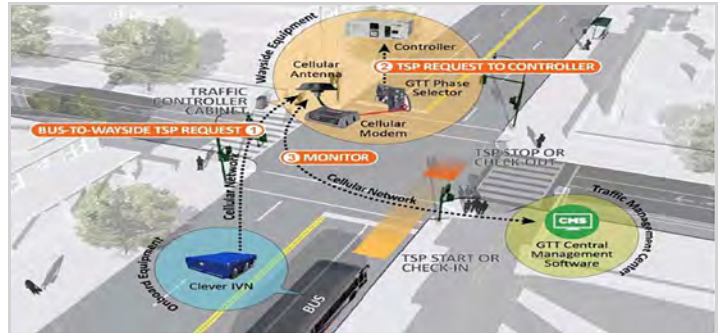
FY2023 Q2

Initiative Type: Program
 Investment Program: Passenger Facilities/Systems
 Investment Category: Bus, Bus Facilities & Paratransit

Mode: Bus
 Location: Systemwide

Description

The Bus Priority Program aims to improve bus service and equity by allowing buses to travel smoothly and efficiently with the aid of new technology and intelligent roadway design. This program plans and implements new initiatives and technology to advance bus priority strategies.



Expected Outcome

Increases the reliability of Metrobus service by developing strategies and working with jurisdictions to reduce travel time of buses through technology that prioritizes bus travel. The development of this program will improve bus operating speeds and reliability for improved rider experience, environmental sustainability, and financial stewardship

Strategic Drivers



Safety



Security



Reliability/SGR

Overall Status

(Programs are ongoing)

Development & Evaluation	●
Implementation & Construction	●
Operations Activation	

In Q2 FY2023 Metro is working with regional transportation entities to expand bus lanes, queue jumps, all door boarding, and Transit Signal Priority. Metro has coordinated with the jurisdictions on various planning and implementation activities, completed concept designs of bus lanes and queue jumps in Maryland, updated all door boarding pilot plan in consultation farebox modernization program, and continued working with DDOT to finalize and agreement on roles and responsibilities for bus lane enforcement.

Budget and Funding (\$ Millions)

FY23 Current Budget	YTD % Budget Expended
\$9.72	10%

FY23 Funding Sources	YTD Expended
Formula	\$0.00
PRIIA	\$0.00
Other	\$0.00
Federal Subtotal	\$0.00
System Performance	\$0.00
Reimbursable/Other	\$0.00
DC Dedicated Funding	\$0.35
MD Dedicated Funding	\$0.33
VA Non-Restricted Dedicated Funding	\$0.23
VA Restricted Dedicated Funding	\$0.07
Local Subtotal	\$0.99
Debt	\$0.00
Net Accruals	\$0.01
Total FY23 Expenditures	\$1.00

Notes: All figures are preliminary and unaudited.



WASHINGTON METROPOLITAN AREA TRANSIT AUTHORITY

(CIP0254)

Top 30 Active Contracts by Allocated CIP Value

Contract Number	Vendor	Activity	Contract Value	Allocated CIP Value	Contract Start Date	Contract Expiration Date
CQ19104	Dell Marketing LP	EQUIP_MATL	\$194,300,000	\$10,765	1/23/2019	1/22/2023
FQ18033F	DHA/RK&K Joint Venture	CONSULT	\$95,282,000	\$1,137,939	1/16/2018	1/30/2023
FQ18110	CHK America Inc	EQUIP_MATL	\$14,443,906	\$45,413	1/12/2018	1/11/2023
FQ18033C	WSP USA Inc.	CONSULT	\$14,000,000	\$670,206	1/15/2018	1/15/2023
FQ15190C-FY19	Parsons Transportation Group Inc	ENGINEERING	\$3,140,000	\$1,120,249	1/18/2019	1/30/2020
COBTR22215-5-BTK	Hayden AI Technologies Inc	EQUIP_MATL	\$2,856,800	\$2,856,800	1/31/2023	1/29/2025
FQ19131	Clever Devices Ltd.	EQUIP_MATL	\$1,771,011	\$1,585,980	1/11/2019	1/10/2020
C20102A	AECOM, USA, INC.	CONSULT	\$498,531	\$250,781	1/1/2020	1/30/2023
COBTR222084	Mead and Hunt Inc	CONSULT	\$428,425	\$427,525	1/27/2021	1/26/2023
FQ15190C	Parsons Transportation Group Inc	ENGINEERING		\$872,786	1/29/2018	1/28/2023



WASHINGTON METROPOLITAN AREA TRANSIT AUTHORITY

(CIP0255) Fare Collection Modernization

FY2023 Q2

Initiative Type: Project
 Investment Program: Station Systems
 Investment Category: Stations and Passenger Facilities

Mode: Systemwide
 Location: Systemwide

Description

This project replaces Metro's aging fare collection systems in rail stations, on Metrobuses, and upgrades the back end system that supports fare collection. The investment includes new methods for customers to pay and manage payment accounts.






Expected Outcome

Provides modern infrastructure and payment options for Metro customers that will improve convenience, reliability and decrease maintenance and repair costs.

Strategic Drivers

 Safety	 Security	 Reliability/SGR
---	--	---

Overall Status

Development & Evaluation	
Implementation & Construction	
Operations Activation	

Ongoing fareboxes testing/piloting and installation is on target for January (3 buses were installed and tested at Four Miles). Faregate is almost complete with only two stations remaining (Pentagon & Potomac Yard); Mobile 2.0 enhancement is ongoing, Website design development on target.

Budget and Funding (\$ Millions)

FY23 Current Budget	YTD % Budget Expended
\$61.25	67%

FY23 Funding Sources	YTD Expended
Formula	\$2.90
PRIIA	\$0.00
Other	\$0.00
Federal Subtotal	\$2.90
System Performance	\$0.17
Reimbursable/Other	\$0.00
DC Dedicated Funding	\$0.04
MD Dedicated Funding	\$0.04
VA Non-Restricted Dedicated Funding	\$0.03
VA Restricted Dedicated Funding	\$0.01
Local Subtotal	\$34.57
Debt	\$34.29
Net Accruals	\$3.84
Total FY23 Expenditures	\$41.31



WASHINGTON METROPOLITAN AREA TRANSIT AUTHORITY

(CIP0255)

Top 30 Active Contracts by Allocated CIP Value

Contract Number	Vendor	Activity	Contract Value	Allocated CIP Value	Contract Start Date	Contract Expiration Date
FQ18033G	Gannett Fleming Engineers and Architects	CONSULT	\$86,750,000	\$2,001,502	1/23/2018	1/23/2023
FCPPM200214-W01	Cubic Transportation Systems Inc.	DESIGN_BUILD	\$36,500,000	\$22,700,000	1/24/2020	1/23/2024
FQ18056	Cubic Transportation Systems Inc.	IT_HARDWARE_OT H	\$17,002,876	\$1,489,225	1/14/2018	1/24/2022
FQ16036D	Signature Renovations LLC	CONSTRUCTION	\$15,000,000	\$5,158,295	1/10/2017	1/8/2023
CQ18159	Cubic Transportation Systems Inc.	IT_SOFTWARE_OT H	\$10,746,639	\$10,632,970	1/11/2018	1/31/2019
CQ19236	Cubic Transportation Systems Inc.	IT_SOFTWARE_OT H	\$10,182,217	\$463,493	1/1/2019	1/30/2022
FQ14079	Birlasoft Consulting Inc.	CONSULT	\$8,607,434	\$388,800	1/15/2014	1/14/2019
CQ19016	Cubic Transportation Systems Inc.	DESIGN_BUILD	\$5,692,862	\$5,692,862	1/18/2019	1/17/2022
CQ15009	Cubic Transportation Systems Inc	CONSULT	\$4,725,520	\$386,296	1/2/2015	1/30/2019
CQ19234	Cubic Transportation Systems Inc.	EQUIP_MATL	\$3,000,000	\$300,000	1/6/2019	1/5/2021
CCPPM21014	Hatch Associates Consultants Inc	CONSULT	\$2,800,000	\$2,661,938	1/23/2021	1/23/2023
FQ17021	eVigilant Security	CONSTRUCTION	\$2,244,485	\$2,244,485	1/1/2017	1/1/2019
FIT01211022	Insight Public Sector, Inc.	EQUIP_MATL	\$2,148,860	\$1,269,530	1/6/2020	1/31/2021
COBTR211208-W03	Reflexions Data LLC	CONSULT	\$1,876,759	\$1,173,744	1/29/2021	1/17/2023
CCSCM211074	Sharp And Company	CONSULT	\$1,768,000	\$257,497	1/17/2021	1/17/2023
F20085R	Dell Marketing LP	EQUIP_MATL	\$1,662,265	\$1,662,265	1/11/2020	1/10/2023
CQ19277	CHYP USA, Inc.	CONSULT	\$1,377,200	\$1,000,000	1/27/2019	1/26/2021
CCPPM21012	Hatch Associates Consultants Inc	ENGINEERING	\$1,350,000	\$1,321,327	1/6/2021	1/6/2023
FOBTR211279-W04	Four Nines Technologies	CONSULT	\$1,171,325	\$1,171,325	1/4/2022	1/3/2027
CIT01222273	EastBanc Technologies, LLC	CONSULT	\$1,056,540	\$194,820	1/4/2022	1/3/2023
COBTR21003	Hatch Associates Consultants Inc	IT_SOFTWARE_OT H	\$1,000,000	\$892,334	1/14/2021	1/6/2023
CIT01211073	Sun Management, Inc.	EQUIP_MATL	\$835,274	\$835,274	1/19/2020	1/30/2021
CQ18209	Professional Management Consulting	CONSULT	\$474,488	\$474,488	1/8/2018	1/7/2019
C20173-COOP	Copper River Information Technology	IT_HARDWARE_OT H	\$354,417	\$354,417	1/1/2020	1/23/2021
CQ18167	protoCAD Corporation	EQUIP_MATL	\$342,436	\$342,436	1/13/2018	1/12/2019
FQ15124_TRI	Trigyn Technologies, Inc.	CONSULT		\$311,654	1/14/2016	1/30/2020
FQ15124_PO W	Powersolv Inc	CONSULT		\$260,160	1/14/2016	1/30/2020
FQ15124_SFA	Susan Fitzgerald & Associates, Inc.	CONSULT		\$615,600	1/14/2016	1/30/2020
FQ15192-FY20	Mott MacDonald I&E, LLC	CONSULT		\$3,455,783	1/18/2019	1/30/2020
FQ15124_EB T	EastBanc Technologies, LLC	CONSULT		\$5,475,865	1/14/2016	1/30/2020
FQ18152	STraffic America LLC	DESIGN_BUILD		\$11,068,700	1/21/2019	1/20/2022

Notes: All figures are preliminary and unaudited.



WASHINGTON METROPOLITAN AREA TRANSIT AUTHORITY

(CIP0256) 7000-Series Railcars

FY2023 Q2

Initiative Type: Project
 Investment Program: Acquisition
 Investment Category: Railcar and Railcar Facilities

Mode: Rail
 Location: Systemwide

Description

This project procures 620 of the 7000 series railcars to replace the 1000, 4000, 5000 series fleets, plus 28 additional railcars. 128 additional 7000 series railcars were acquired through Silver Line Phase 1 and 2 extension projects and funded by the Metropolitan Washington Airports Authority.



Expected Outcome

Replaces the unreliable 1000, 4000, and 5000 series vehicles, which will improve customer safety and reduce failures that interrupt revenue service as measured by the Metrorail customer injury rate performance indicator [FY21 target of ≤177 injuries] and the Rail Fleet Reliability performance indicator [FY21 ≥15,000 miles between failure].

Strategic Drivers

		
Safety	Security	Reliability/SGR

Overall Status

Development & Evaluation	
Implementation & Construction	●
Operations Activation	

Metro continues to investigate the 7000-Series derailment and perform root-cause analysis, delaying the milestone payment schedule for railcar warranties. Work has resumed on various outstanding 7000 Series modifications for Automatic Train Control software upgrades, railcar door wiring, cybersecurity enhancements, reduction of power consumption, and troubleshooting training for railcar maintenance. Metro has installed eight railcar training simulators, with the remaining 12 anticipated to occur throughout FY2023.

Budget and Funding (\$ Millions)

FY23 Current Budget	YTD % Budget Expended
\$27.98	29%

FY23 Funding Sources	YTD Expended
Formula	\$0.00
PRIIA	\$1.43
Other	\$0.00
Federal Subtotal	\$1.43
System Performance	\$5.11
Reimbursable/Other	\$0.00
DC Dedicated Funding	\$0.13
MD Dedicated Funding	\$0.12
VA Non-Restricted Dedicated Funding	\$0.09
VA Restricted Dedicated Funding	\$0.03
Local Subtotal	\$10.23
Debt	\$4.75
Net Accruals	(\$3.69)
Total FY23 Expenditures	\$7.97



WASHINGTON METROPOLITAN AREA TRANSIT AUTHORITY

(CIP0256)

Top 30 Active Contracts by Allocated CIP Value

Contract Number	Vendor	Activity	Contract Value	Allocated CIP Value	Contract Start Date	Contract Expiration Date
RC7000	Kawasaki Rail Car Inc	ENGINEERING	\$1,496,972,314	\$327,403	1/8/2010	1/15/2019
FQ17039	Kawasaki Rail Car Inc	EQUIP_MATL	\$200,000,000	\$4,438,370	1/28/2017	1/30/2019
C20050-A	Kawasaki Rail Car Inc	RAILCARS	\$42,240,000	\$42,240,000	1/4/2020	1/31/2022
C20147	K&J Safety & Security Consulting	CONSTRUCTION	\$19,773,890	\$3,000	1/30/2020	1/31/2025
FQ19148	Hatch Associates Consultants Inc	ENGINEERING	\$6,292,057	\$6,292,057	1/8/2019	1/30/2026
CQ19284	Fundacion Fomento Innovacion Industrial	IT_SOFTWARE_OTH	\$3,102,640	\$3,102,640	1/16/2020	1/15/2025
FCENV222230-RLJ	Transportation Technology Center Inc	ENGINEERING	\$1,600,000	\$312,000	1/13/2022	1/31/2022
CQ17158	Saft America Inc	EQUIP_MATL	\$800,000	\$69,190	1/6/2017	1/5/2019
CQ18198	RemacUSA, Inc.	RAILCARS	\$782,400	\$782,400	1/20/2018	1/19/2023



WASHINGTON METROPOLITAN AREA TRANSIT AUTHORITY

(CIP0257) Emergency Trip Station (ETS) Rehabilitation

FY2023 Q2

Initiative Type: Project
 Investment Program: Signals & Communications
 Investment Category: Rail Systems

Mode: Rail
 Location: Systemwide

Description

The existing Emergency Trip Station (ETS) system has an aging, deteriorating infrastructure and utilizes obsolete electrical components and communications technology. This project upgrades the Rail Right-Of-Way (ROW) ETS system including the box that houses the components, telephone, LED lights, and mushroom button that controls third rail power.



Expected Outcome

Improves the safety of Metro customers and employees through state of good repair replacement with newer and more reliable equipment as measured by the Metrorail customer injury rate performance indicator [FY21 target of ≤177 injuries] and the Metrorail system employee injury rate performance indicator [FY21 target of ≤3.5 per 100 employees].

Strategic Drivers

		
Safety	Security	Reliability/SGR

Overall Status

Development & Evaluation	
Implementation & Construction	●
Operations Activation	

Metro continues to work internally on plans for system-wide overhaul of emergency phone system.

Budget and Funding (\$ Millions)

FY23 Current Budget	YTD % Budget Expended
\$1.40	9%

FY23 Funding Sources	YTD Expended
Formula	\$0.00
PRIIA	\$0.00
Other	\$0.00
Federal Subtotal	\$0.00
System Performance	\$0.00
Reimbursable/Other	\$0.00
DC Dedicated Funding	\$0.04
MD Dedicated Funding	\$0.04
VA Non-Restricted Dedicated Funding	\$0.03
VA Restricted Dedicated Funding	\$0.01
Local Subtotal	\$0.12
Debt	\$0.00
Net Accruals	\$0.00
Total FY23 Expenditures	\$0.13



WASHINGTON METROPOLITAN AREA TRANSIT AUTHORITY

(CIP0257)

Top 30 Active Contracts by Allocated CIP Value

Contract Number	Vendor	Activity	Contract Value	Allocated CIP Value	Contract Start Date	Contract Expiration Date
FQ18033B	HNTB Corporation	CONSULT	\$80,930,311	\$283,403	1/2/2018	1/2/2023
FQ19172M	Mott MacDonald-WSP Joint Venture	ENGINEERING	\$61,000,000	\$2,489,867	1/3/2019	1/3/2024
CQ19177E	Susan Fitzgerald & Associates, Inc.	CONSULT	\$810,856	\$123,120	1/13/2019	1/12/2020
CQ18153	Five Points Infrastructure Services, LLC	EQUIP_MATL	\$535,033	\$535,033	1/13/2019	1/12/2020



WASHINGTON METROPOLITAN AREA TRANSIT AUTHORITY

(CIP0258) Station and Tunnel Fire Alarm Rehabilitation


FY2023 Q2

Initiative Type: Program
 Investment Program: Station Systems
 Investment Category: Stations and Passenger Facilities

Mode: Rail
 Location: Systemwide

Description

This program upgrades fire alarm systems in Metrorail tunnels and stations.



Expected Outcome




Improves Metro's compliance with National Fire Protection Association standards and addresses recommendations made by the National Transportation Safety Board. Improves customer and employee safety by accurately measuring and responding to fire incidents as measured by the Metrorail customer injury rate performance indicator [FY21 target of ≤ 177 injuries] and the Metrorail system employee injury rate performance indicator [FY21 target of ≤ 3.5 per 100 employees].

Strategic Drivers

 Safety	 Security	 Reliability/SGR
---	--	---

Overall Status

(Programs are ongoing)

Development & Evaluation	
Implementation & Construction	
Operations Activation	

Review of Pilot 11 locations underway, with 42 additional sites expected to be designed and installed in FY24 & FY25.

Budget and Funding (\$ Millions)

FY23 Current Budget	YTD % Budget Expended
\$2.55	29%

FY23 Funding Sources	YTD Expended
Formula	\$0.00
PRIIA	\$0.00
Other	\$0.00
Federal Subtotal	\$0.00
System Performance	\$0.00
Reimbursable/Other	\$0.00
DC Dedicated Funding	\$0.24
MD Dedicated Funding	\$0.23
VA Non-Restricted Dedicated Funding	\$0.16
VA Restricted Dedicated Funding	\$0.05
Local Subtotal	\$0.68
Debt	\$0.00
Net Accruals	\$0.05
Total FY23 Expenditures	\$0.74



WASHINGTON METROPOLITAN AREA TRANSIT AUTHORITY

(CIP0258)

Top 30 Active Contracts by Allocated CIP Value

Contract Number	Vendor	Activity	Contract Value	Allocated CIP Value	Contract Start Date	Contract Expiration Date
FQ15191-FY18	Gannett Fleming-Parsons Joint Venture II	CONSULT	\$100,000,000	\$50,000	1/11/2017	1/31/2023
FQ16148	C3M Power Systems, LLC	CONSTRUCTION	\$96,659,772	\$700,000	1/7/2017	1/25/2022
FQ18033G	Gannett Fleming Engineers and Architects	CONSULT	\$90,000,000	\$50,000	1/23/2018	1/23/2023
FQ15191-FY19	Gannett Fleming-Parsons Joint Venture II	CONSULT	\$62,000,000	\$194,936	1/2/2017	1/30/2020
FQ15192-FY17	Mott MacDonald I&E, LLC	CONSULT	\$40,000,000	\$369,023	1/8/2016	1/31/2020
FQ15192-FY20	Mott MacDonald I&E, LLC	CONSULT	\$26,982,993	\$306,326	1/18/2019	1/30/2020
FQ18033B	HNTB Corporation	CONSULT	\$24,500,000	\$104,595	1/2/2018	1/2/2023
FQ19172M	Mott MacDonald-WSP Joint Venture	ENGINEERING	\$18,000,000	\$3,147,203	1/3/2019	1/3/2024
FQ19172A	AECOM, USA, INC.	ENGINEERING	\$8,500,000	\$5,430,163	1/3/2019	1/3/2024
FQ17044E	eVigilant Security	CONSTRUCTION		\$1,577,343	1/9/2018	1/30/2020



WASHINGTON METROPOLITAN AREA TRANSIT AUTHORITY

(CIP0259) Employee Timekeeping System


FY2023 Q2

Initiative Type: Project
 Investment Program: IT
 Investment Category: Business & Operations Support

Mode: Systemwide
 Location: Systemwide

Description

This project implements a new automated time and attendance system for Metro employees.



Expected Outcome

Consolidates Metro's timekeeping into a platform that provides improved controls and compliance with regulations while reducing operating and maintenance costs through a modern and streamlined application.

Strategic Drivers

Safety	Security	Reliability/SGR

Overall Status

Development & Evaluation	
Implementation & Construction	●
Operations Activation	●

All necessary payroll related improvements completed in December 2022. Project moving into close out.

Budget and Funding (\$ Millions)

FY23 Current Budget	YTD % Budget Expended
\$2.31	7%

FY23 Funding Sources	YTD Expended
Formula	\$0.00
PRIIA	\$0.00
Other	\$0.00
Federal Subtotal	\$0.00
System Performance	\$0.16
Reimbursable/Other	\$0.00
DC Dedicated Funding	\$0.00
MD Dedicated Funding	\$0.00
VA Non-Restricted Dedicated Funding	\$0.00
VA Restricted Dedicated Funding	\$0.00
Local Subtotal	\$0.16
Debt	\$0.00
Net Accruals	\$0.01
Total FY23 Expenditures	\$0.17

Notes: All figures are preliminary and unaudited.



WASHINGTON METROPOLITAN AREA TRANSIT AUTHORITY

(CIP0259)

Top 30 Active Contracts by Allocated CIP Value

Contract Number	Vendor	Activity	Contract Value	Allocated CIP Value	Contract Start Date	Contract Expiration Date
CQ18047	NuAxis Innovations, LLC	CONSULT	\$24,553,638	\$141,068	1/13/2018	1/19/2022
FQ16082	immixTechnology Inc	IT_SOFTWARE_OTH	\$8,095,997	\$194,470	1/11/2016	1/30/2020
CQ19054	immixTechnology Inc	IT_SOFTWARE_OTH	\$1,625,974	\$208,320	1/12/2018	1/31/2022
FQ15124_22ND*	22nd Century Technologies Inc	CONSULT		\$301,240	1/13/2016	1/30/2020
FQ15124_DK C	DK Consulting LLC	CONSULT		\$163,200	1/14/2016	1/30/2021
FQ15124_TRI	Trigyn Technologies, Inc.	CONSULT		\$12,120	1/14/2016	1/30/2021
FQ15124_SIR C*	Software Information Resource Corporatio	CONSULT		\$163,200	1/13/2016	1/30/2021
FQ15124_VIV	Viva USA Inc	CONSULT		\$167,520	1/14/2016	1/30/2020
FQ15124_PO W	Powersolv Inc	CONSULT		\$239,660	1/14/2016	1/30/2021
FQ15124_IEL	Ideal ERP, LLC	CONSULT		\$278,400	1/14/2016	1/30/2020
FQ15124_NF F	Networking for Future, Inc. (NFF, Inc.)	CONSULT		\$470,203	1/14/2016	1/30/2021
FQ15124_SFA	Susan Fitzgerald & Associates, Inc.	CONSULT		\$4,002,053	1/14/2016	1/30/2020



WASHINGTON METROPOLITAN AREA TRANSIT AUTHORITY

(CIP0261) Rail Tunnel Lighting Replacement

FY2023 Q2

Initiative Type: Project
 Investment Program: Fixed Rail
 Investment Category: Track and Structures Rehabilitation

Mode: Rail
 Location:

Description

This program replaces tunnel lights and fixtures with LED lamps. This program addresses a recommendation from the 2017 agency wide energy audit and a safety corrective action plan to finish replacing light fixtures in all tunnels.



Expected Outcome

Intensifies tunnel illumination, increasing the safety of the work environment for Metro's workforce and first responders accessing tunnels as measured by the Metrorail system employee injury rate performance indicator [FY20 target of less than 3.4 per 200,000 hours worked]. Additionally reduces energy consumption and improves the efficiency of maintenance for tunnel lights.

Strategic Drivers

 Safety	 Security	 Reliability/SGR
---	--	---

Overall Status

Development & Evaluation	
Implementation & Construction	
Operations Activation	

Lighting upgrades continued on the designated work zones. Additional lighting

Budget and Funding (\$ Millions)

FY23 Current Budget	YTD % Budget Expended
\$4.40	56%

FY23 Funding Sources	YTD Expended
Formula	\$0.00
PRIIA	\$0.00
Other	\$0.00
Federal Subtotal	\$0.00
System Performance	\$0.00
Reimbursable/Other	\$0.00
DC Dedicated Funding	\$0.00
MD Dedicated Funding	\$0.00
VA Non-Restricted Dedicated Funding	\$0.00
VA Restricted Dedicated Funding	\$0.00
Local Subtotal	\$1.85
Debt	\$1.85
Net Accruals	\$0.59
Total FY23 Expenditures	\$2.45



WASHINGTON METROPOLITAN AREA TRANSIT AUTHORITY

(CIP0261) Top 30 Active Contracts by Allocated CIP Value

Contract Number	Vendor	Activity	Contract Value	Allocated CIP Value	Contract Start Date	Contract Expiration Date
FRBIR222275	C3M Power Systems, LLC	CONSULT	\$108,102,205	\$2,111,680	1/26/2022	1/25/2027
FQ16148	C3M Power Systems, LLC	3RD_PARTY	\$57,396,617	\$775,023	1/7/2017	1/25/2022
CQ16105	C N Robinson Lighting Supply	EQUIP_MATL	\$932,323	\$207,000	1/25/2016	1/30/2020



WASHINGTON METROPOLITAN AREA TRANSIT AUTHORITY

(CIP0262) Tunnel Water Leak Mitigation

FY2023 Q2

Initiative Type: Program
 Investment Program: Structures
 Investment Category: Track and Structures Rehabilitation

Mode: Rail
 Location: Systemwide

Description

This program mitigates water infiltration into the Metrorail tunnel and vent shaft system.



Expected Outcome

Reduces disruption to revenue service and increases passenger and employee safety by mitigating the risk of water intrusion which can cause fire and smoke events as measured by the number of fire incidents performance indicator [FY21 target of ≤ 66 incidents annually] and the Metrorail customer on-time performance indicator [FY21 target ≥88% on-time]. Protects Metro infrastructure and equipment which reduces the frequency and cost of repairs and replacements.

Strategic Drivers

 Safety	 Security	 Reliability/SGR
---	--	---

Overall Status

(Programs are ongoing)

Development & Evaluation	
Implementation & Construction	●
Operations Activation	●

Metro is conducting water mitigation work along two segments of the Red Line (from Silver Spring to Forest Glen and Tenleytown-AU to Friendship Heights). Metro has retained a third part to ensure quality assurance and safety standards are met going forward. Work crews continue to drill and grout using waterproofing material on red line.

Budget and Funding (\$ Millions)

FY23 Current Budget	YTD % Budget Expended
\$27.75	26%

FY23 Funding Sources	YTD Expended
Formula	\$0.00
PRIIA	\$5.94
Other	\$0.00
Federal Subtotal	\$5.94
System Performance	\$0.25
Reimbursable/Other	\$0.00
DC Dedicated Funding	\$0.33
MD Dedicated Funding	\$0.31
VA Non-Restricted Dedicated Funding	\$0.22
VA Restricted Dedicated Funding	\$0.06
Local Subtotal	\$2.34
Debt	\$1.18
Net Accruals	(\$1.14)
Total FY23 Expenditures	\$7.14



WASHINGTON METROPOLITAN AREA TRANSIT AUTHORITY

(CIP0262)

Top 30 Active Contracts by Allocated CIP Value

Contract Number	Vendor	Activity	Contract Value	Allocated CIP Value	Contract Start Date	Contract Expiration Date
FQ15191-FY18	Gannett Fleming-Parsons Joint Venture II	ENGINEERING	\$100,000,000	\$294,029	1/11/2017	1/31/2020
FQ18033D	Jacobs Engineering Group, Inc.	CONSULT	\$84,500,000	\$2,212,570	1/21/2018	1/21/2023
FQ15192-FY18	Mott MacDonald I&E, LLC	CONSULT	\$75,000,000	\$100,000	1/8/2017	1/31/2019
FQ19172G	Gannett Fleming Engineers and Architects	ENGINEERING	\$70,250,000	\$666,289	1/3/2019	1/3/2024
FQ18033B	HNTB Corporation	CONSULT	\$24,500,000	\$104,595	1/2/2018	1/2/2023
FQ18033C	WSP USA Inc.	CONSULT	\$18,000,000	\$1,500,000	1/15/2018	1/15/2023



WASHINGTON METROPOLITAN AREA TRANSIT AUTHORITY

(CIP0266) Historic Bus Loop and Facility Rehabilitation

FY2023 Q2

Initiative Type: Project
 Investment Program: Passenger Facilities/Systems
 Investment Category: Bus, Bus Facilities & Paratransit

Mode: Bus
 Location: District of Columbia

Description

This project rehabilitates historic bus terminals that are in failing condition and returns the terminals to a state of good repair.




Expected Outcome

Improves employee and customer satisfaction by providing modern restroom facilities, wider bus stops, improved canopies for the public, and overall safer facilities that comply with ADA guidelines.

Strategic Drivers

		
Safety	Security	Reliability/SGR

Overall Status

Development & Evaluation	
Implementation & Construction	
Operations Activation	

Construction is nearing completion at the Colorado and Calvert historic bus passenger facilities. Full completion, including close out of remaining punch list items, is expected in Q3 FY2023.

Budget and Funding (\$ Millions)

FY23 Current Budget	YTD % Budget Expended
\$0.10	485%

FY23 Funding Sources	YTD Expended
Formula	\$0.00
PRIIA	\$0.00
Other	\$0.00
Federal Subtotal	\$0.00
System Performance	\$0.00
Reimbursable/Other	\$0.00
DC Dedicated Funding	\$0.23
MD Dedicated Funding	\$0.22
VA Non-Restricted Dedicated Funding	\$0.15
VA Restricted Dedicated Funding	\$0.05
Local Subtotal	\$0.65
Debt	\$0.00
Net Accruals	(\$0.17)
Total FY23 Expenditures	\$0.48



WASHINGTON METROPOLITAN AREA TRANSIT AUTHORITY

(CIP0266)

Top 30 Active Contracts by Allocated CIP Value

Contract Number	Vendor	Activity	Contract Value	Allocated CIP Value	Contract Start Date	Contract Expiration Date
FQ15191-FY18	Gannett Fleming-Parsons Joint Venture II	CONSULT	\$100,000,000	\$50,000	1/11/2017	1/31/2023
FQ18033G	Gannett Fleming Engineers and Architects	ENGINEERING	\$82,000,000	\$393,673	1/23/2018	1/23/2023
FQ18110	CHK America Inc	EQUIP_MATL	\$8,635,950	\$63,911	1/12/2018	1/11/2022
C20057	Potomac Construction Co Inc	CONSTRUCTION	\$2,935,484	\$8,983	1/5/2020	1/18/2021
FQ19172A	AECOM, USA, INC.	ENGINEERING	\$2,500,000	\$381,000	1/3/2019	1/3/2024



WASHINGTON METROPOLITAN AREA TRANSIT AUTHORITY

(CIP0269) Asset Management Software

FY2023 Q2

Initiative Type: Program
 Investment Program: IT
 Investment Category: Business & Operations Support

Mode: Systemwide
 Location: Systemwide

Description

This program develops asset lifecycle management plans by asset group as required by the Federal Transit Administration (FTA). The program also establishes a consistent methodology for assessing asset conditions and standardizes how new assets are inducted into Metro's systems.



Expected Outcome



Improves Metro's ability to track and maintain physical assets to enable proper maintenance in support of safe and reliable service.

Strategic Drivers

 Safety	 Security	 Reliability/SGR
---	--	---

Overall Status

(Programs are ongoing)

Development & Evaluation	
Implementation & Construction	
Operations Activation	

Expected completion of REAM digital maintenance records is expected to be completed in August 2023.

Budget and Funding (\$ Millions)

FY23 Current Budget	YTD % Budget Expended
\$1.87	53%

FY23 Funding Sources	YTD Expended
Formula	\$0.00
PRIIA	\$0.00
Other	\$0.00
Federal Subtotal	\$0.00
System Performance	\$0.00
Reimbursable/Other	\$0.00
DC Dedicated Funding	\$0.41
MD Dedicated Funding	\$0.38
VA Non-Restricted Dedicated Funding	\$0.27
VA Restricted Dedicated Funding	\$0.08
Local Subtotal	\$1.14
Debt	\$0.00
Net Accruals	(\$0.13)
Total FY23 Expenditures	\$1.00



WASHINGTON METROPOLITAN AREA TRANSIT AUTHORITY

(CIP0269)

Top 30 Active Contracts by Allocated CIP Value

Contract Number	Vendor	Activity	Contract Value	Allocated CIP Value	Contract Start Date	Contract Expiration Date
FQ18033G	Gannett Fleming Engineers and Architects	CONSULT	\$88,500,000	\$628,164	1/23/2018	1/23/2023
FQ18033D	Jacobs Engineering Group, Inc.	ENGINEERING	\$80,500,000	\$1,912,922	1/21/2018	1/21/2023
FQ18033C	WSP USA Inc.	ENGINEERING	\$45,000,000	\$1,306,180	1/15/2018	1/15/2023
FQ18033F	DHA/RK&K Joint Venture	CONSULT	\$18,500,000	\$617,142	1/16/2018	1/16/2023
FQ15005B	Kimley-Horn and Associates, Inc.	CONSULT	\$4,664,215	\$919,150	1/16/2015	1/31/2020
FQ15005C	VHB - Vanasse Hangen Brustlin, Inc.	CONSULT	\$2,283,179	\$399,337	1/5/2015	1/31/2020
FQ15124_C2 H	CH2M HILL Inc	CONSULT		\$298,218	1/14/2016	1/30/2021



WASHINGTON METROPOLITAN AREA TRANSIT AUTHORITY

(CIP0270) Capital Delivery Program Support

FY2023 Q2

Initiative Type: Program
 Investment Program: Support Equipment/Services
 Investment Category: Business & Operations Support

Mode: Systemwide
 Location: Systemwide

Description

This program provides project administration, planning, scheduling, and management support for the portfolio of major construction projects.



Expected Outcome

Improves Metro's ability to plan and deliver the Capital Improvement Program. This improves Metro's financial responsibility and supports state of good repair efforts.

Strategic Drivers

Safety	Security	Reliability/SGR

Overall Status

(Programs are ongoing)

Development & Evaluation	
Implementation & Construction	●
Operations Activation	

Continuous support to provide project administration , planning , scheduling and management for major construction project

Budget and Funding (\$ Millions)

FY23 Current Budget	YTD % Budget Expended
\$28.16	55%

FY23 Funding Sources	YTD Expended
Formula	\$0.00
PRIIA	\$0.00
Other	\$0.00
Federal Subtotal	\$0.00
System Performance	\$16.89
Reimbursable/Other	\$0.00
DC Dedicated Funding	\$0.00
MD Dedicated Funding	\$0.00
VA Non-Restricted Dedicated Funding	\$0.00
VA Restricted Dedicated Funding	\$0.00
Local Subtotal	\$16.89
Debt	\$0.00
Net Accruals	(\$1.31)
Total FY23 Expenditures	\$15.57



WASHINGTON METROPOLITAN AREA TRANSIT AUTHORITY

(CIP0270)

Top 30 Active Contracts by Allocated CIP Value

Contract Number	Vendor	Activity	Contract Value	Allocated CIP Value	Contract Start Date	Contract Expiration Date
FQ18033G	Gannett Fleming Engineers and Architects	ENGINEERING	\$88,500,000	\$698,149	1/23/2018	1/23/2023
FQ15192-FY18	Mott MacDonald I&E, LLC	CONSULT	\$75,000,000	\$131,661	1/8/2017	1/31/2019
FQ18033A	Parsons Transportation Group Inc	CONSULT	\$50,000,000	\$226,633	1/24/2018	1/24/2023
FQ15191-FY19	Gannett Fleming-Parsons Joint Venture II	CONSULT	\$50,000,000	\$2,544,570	1/2/2017	1/30/2020
FQ18033F	DHA/RK&K Joint Venture	CONSULT	\$45,500,000	\$729,839	1/16/2018	1/16/2023
FQ18033I	AECOM-STV JV	CONSULT	\$45,500,000	\$1,081,034	1/1/2018	1/30/2025
FQ18033C	WSP USA Inc.	ENGINEERING	\$36,000,000	\$928,628	1/15/2018	1/15/2023
FQ10218-18	WSP USA Inc.	CONSULT	\$22,799,879	\$157,405	1/6/2017	1/31/2019
FQ18033E	Louis Berger (DC), PLLC/Urban Engineers	CONSULT	\$22,500,000	\$2,206,228	1/21/2018	1/21/2023
C20147	K&J Safety & Security Consulting	CONSULT	\$19,773,890	\$100,000	1/30/2020	1/31/2025
FQ18033B	HNTB Corporation	CONSULT	\$12,500,000	\$6,700,000	1/2/2018	1/2/2023
FQ15005A	AECOM, USA, INC.	CONSULT	\$9,307,449	\$2,882,315	1/5/2015	1/31/2020
FQ16092	Procore Technologies Inc	IT_SOFTWARE_OTH	\$1,309,200	\$334,884	1/1/2016	1/31/2020
17COUN024_HL	Hogan Lovells US LLP	CONSULT	\$1,097,480	\$157,000	1/1/2017	1/30/2020
CENGA211097	Procore Technologies Inc	IT_SOFTWARE_OTH	\$1,068,700	\$603,700	1/29/2021	1/31/2023
CPFCM21001	Arora Engineers Inc	CONSULT	\$1,000,000	\$932,591	1/12/2022	1/18/2023
CQ19089-H	HR&A Advisors Inc	CONSULT	\$300,000	\$16,450	1/9/2019	1/31/2020
C20118	Sandoval Consulting Services LLC	CONSULT	\$254,255	\$15,403	1/30/2020	1/29/2021
FQ15124_SIR C*	Software Information Resource Corporatio	CONSULT		\$422,400	1/13/2016	1/30/2020
FQ15124_AN N	AnnuK Incorporated	CONSULT		\$565,066	1/14/2016	1/30/2020



WASHINGTON METROPOLITAN AREA TRANSIT AUTHORITY

(CIP0272) Digital Display and Wayfinding Improvements

FY2023 Q2

Initiative Type: Program
 Investment Program: Station Systems
 Investment Category: Stations and Passenger Facilities

Mode: Systemwide
 Location: Systemwide

Description

This program invests in new equipment and space improvements designed to increase non-fare revenue in stations. Investments include upgrading digital displays, improving signage and wayfinding, as well as other customer amenities.



Expected Outcome

Improves Metro's ability to generate advertising revenue and improve the customer experience through modern wayfinding and digital signage at Metrorail stations.

Strategic Drivers

 Safety	 Security	 Reliability/SGR
---	--	---

Overall Status

(Programs are ongoing)

Development & Evaluation	
Implementation & Construction	●
Operations Activation	●

Issues with installation at 6 stations (Arlington Cemetary, Addison Rd, West Hyattsville, PG Plaza, College Park, and Greenbelt) due to bolting patterns not aligning. Delays are running into 2023, expect completion by end of Q3.

Budget and Funding (\$ Millions)

FY23 Current Budget	YTD % Budget Expended
\$1.93	18%

FY23 Funding Sources	YTD Expended
Formula	\$0.00
PRIIA	\$0.00
Other	\$0.00
Federal Subtotal	\$0.00
System Performance	\$0.00
Reimbursable/Other	\$0.00
DC Dedicated Funding	\$0.00
MD Dedicated Funding	\$0.00
VA Non-Restricted Dedicated Funding	\$0.00
VA Restricted Dedicated Funding	\$0.00
Local Subtotal	\$0.09
Debt	\$0.09
Net Accruals	\$0.25
Total FY23 Expenditures	\$0.34



WASHINGTON METROPOLITAN AREA TRANSIT AUTHORITY

(CIP0272)

Top 30 Active Contracts by Allocated CIP Value

Contract Number	Vendor	Activity	Contract Value	Allocated CIP Value	Contract Start Date	Contract Expiration Date
FQ15191-FY18	Gannett Fleming-Parsons Joint Venture II	CONSULT	\$100,000,000	\$10,000	1/11/2017	1/31/2023
FQ15192-FY19	Mott MacDonald I&E, LLC	ENGINEERING	\$100,000,000	\$1,051,000	1/4/2017	1/30/2020
FQ18033G	Gannett Fleming Engineers and Architects	CONSULT	\$90,000,000	\$10,000	1/23/2018	1/23/2023
FQ18033B	HNTB Corporation	CONSULT	\$80,930,311	\$10,000	1/2/2018	1/2/2023
FQ18033C	WSP USA Inc.	CONSULT	\$70,000,000	\$71,726	1/15/2018	1/15/2023
FQ15192-FY20	Mott MacDonald I&E, LLC	ENGINEERING	\$33,982,993	\$840,000	1/18/2019	1/30/2020
CQ18193	ANC Sports Enterprises LLC	EQUIP_MATL	\$20,920,894	\$18,711,848	1/23/2018	1/31/2022
CQ14034	Outfront Media Group LLC	EQUIP_MATL	\$6,869,541	\$1,247,973	1/1/2014	1/31/2022
17COUN024_BD	Beveridge & Diamond PC	CONSULT	\$486,275	\$44,650	1/1/2017	1/30/2020
FQ17044E	eVigilant Security	CONSTRUCTION		\$249,930	1/9/2018	1/30/2020



WASHINGTON METROPOLITAN AREA TRANSIT AUTHORITY

(CIP0273) Support Facility Rehabilitation

FY2023 Q2

Initiative Type: Program
 Investment Program: Support Equipment/Services
 Investment Category: Business & Operations Support

Mode: Systemwide
 Location: Systemwide

Description

This program provides assessments on condition, designs for necessary improvements, and performs minor emergent improvements for administrative facilities for employees, including breakrooms, bathrooms, and work areas.



Expected Outcome




Complete minor improvements to administrative facilities for employees, enabling departments to be better organized and contributing to Metro's fiscal responsibility through improved productivity. Minor facility improvements will address immediate safety concerns, improve employee satisfaction, and contribute to Metro's goal to be an employer-of-choice.

Strategic Drivers

 Safety	 Security	 Reliability/SGR
---	--	---

Overall Status

(Programs are ongoing)

Development & Evaluation	
Implementation & Construction	
Operations Activation	

Lighting upgrades at several locations is now expected in Q4 of FY2023 due to contractor delays. Various initiatives are scheduled to be awarded in Q3. As part of the furniture replacement COO project, a New Furniture order RFP is expected to be released in Q3 and awarded in Q4.

Budget and Funding (\$ Millions)

FY23 Current Budget	YTD % Budget Expended
\$4.89	44%

FY23 Funding Sources	YTD Expended
Formula	\$0.00
PRIIA	\$0.00
Other	\$0.00
Federal Subtotal	\$0.00
System Performance	\$0.02
Reimbursable/Other	\$0.00
DC Dedicated Funding	\$0.00
MD Dedicated Funding	\$0.00
VA Non-Restricted Dedicated Funding	\$0.00
VA Restricted Dedicated Funding	\$0.00
Local Subtotal	\$2.39
Debt	\$2.37
Net Accruals	(\$0.23)
Total FY23 Expenditures	\$2.16



WASHINGTON METROPOLITAN AREA TRANSIT AUTHORITY

(CIP0273)

Top 30 Active Contracts by Allocated CIP Value

Contract Number	Vendor	Activity	Contract Value	Allocated CIP Value	Contract Start Date	Contract Expiration Date
FQ16148	C3M Power Systems, LLC	CONSTRUCTION	\$94,093,146	\$273,722	1/7/2017	1/25/2022
FQ18033G	Gannett Fleming Engineers and Architects	CONSULT	\$90,000,000	\$200,000	1/23/2018	1/23/2023
FQ18033F	DHA/RK&K Joint Venture	CONSULT	\$88,000,000	\$6,000	1/16/2018	1/16/2023
FQ18033D	Jacobs Engineering Group, Inc.	CONSULT	\$80,500,000	\$982,957	1/21/2018	1/21/2023
FQ19172G	Gannett Fleming Engineers and Architects	ENGINEERING	\$24,250,000	\$290,920	1/3/2019	1/3/2024
FQ16036A	Potomac Construction Co Inc	CONSTRUCTION	\$16,433,945	\$28,500	1/10/2017	1/9/2022
FQ18033C	WSP USA Inc.	CONSULT	\$12,500,000	\$385,496	1/15/2018	1/15/2023
CQ18173-COOP	Graybar Electric Co Inc	EQUIP_MATL	\$5,000,000	\$1,993	1/30/2018	1/31/2023
FQ16036B	The Matthews Group, Inc. T/A TMG Constru	CONSTRUCTION	\$3,732,337	\$853,966	1/10/2017	1/9/2022
FQ16036D	Signature Renovations LLC	CONSTRUCTION	\$3,615,392	\$519,975	1/10/2017	1/9/2022
FQ16036-G	F.H. Paschen, S.N. Nielsen & Assoc., LLC	CONSTRUCTION	\$1,403,834	\$584,834	1/15/2018	1/9/2022
CQ16105	C N Robinson Lighting Supply	EQUIPMENT	\$932,323	\$107,923	1/25/2016	1/30/2020
CCPPM233095	C N Robinson Lighting Supply	EQUIP_MATL	\$500,000	\$9,819	1/30/2022	1/30/2023
FQ19273D	ADP Consultants, Inc.	CONSTRUCTION	\$500,000	\$301,410	1/21/2020	1/12/2023
CQ19059	Price Modern LLC	EQUIP_MATL	\$493,571	\$493,571	1/29/2018	1/28/2019
FQ19273B	Signature Renovations LLC	CONSTRUCTION	\$300,000	\$280,819	1/10/2020	1/12/2023
CROCC222244	Adaptaspace Inc	EQUIP_MATL	\$39,444	\$39,444	1/19/2022	1/18/2023
FQ170440	Mountchor Technologies Inc	CONSTRUCTION		\$478,052	1/27/2018	1/30/2020



WASHINGTON METROPOLITAN AREA TRANSIT AUTHORITY

(CIP0275) New Carrollton Garage and Bus Bays

FY2023 Q2

Initiative Type: Project
 Investment Program: Passenger Facilities/Systems
 Investment Category: Bus, Bus Facilities & Paratransit

Mode: Bus
 Location: Maryland

Description

This project supports the joint development at New Carrollton Station. Metro has entered into a third-party joint development agreement for mixed-use development in New Carrollton Station area. The development also includes the new Metro office building. As a part of this development Metro will demolish the obsolete parking garage and construct a replacement garage and bus loop.



Expected Outcome

Increase station access, ridership, economic development and the customer experience.

Strategic Drivers

 Safety	 Security	 Reliability/SGR
---	--	---

Overall Status

Development & Evaluation	
Implementation & Construction	●
Operations Activation	●

Site grading completed. Demo of underground utilities, main electric vaults of garage between both garages, stormwater structures, duct bank coordination and foundation is ongoing. Permit expected soon.

Budget and Funding (\$ Millions)

FY23 Current Budget	YTD % Budget Expended
\$38.92	55%

FY23 Funding Sources	YTD Expended
Formula	\$0.00
PRIIA	\$0.00
Other	\$0.00
Federal Subtotal	\$0.00
System Performance	\$0.00
Reimbursable/Other	\$0.00
DC Dedicated Funding	\$0.00
MD Dedicated Funding	\$0.00
VA Non-Restricted Dedicated Funding	\$0.00
VA Restricted Dedicated Funding	\$0.00
Local Subtotal	\$18.90
Debt	\$18.90
Net Accruals	\$2.41
Total FY23 Expenditures	\$21.30



WASHINGTON METROPOLITAN AREA TRANSIT AUTHORITY

(CIP0275)

Top 30 Active Contracts by Allocated CIP Value

Contract Number	Vendor	Activity	Contract Value	Allocated CIP Value	Contract Start Date	Contract Expiration Date
FQ18033D	Jacobs Engineering Group, Inc.	CONSULT	\$80,500,000	\$58,382	1/21/2018	1/21/2023
FQ18110	CHK America Inc	EQUIP_MATL	\$8,635,950	\$34,650	1/12/2018	1/11/2022



WASHINGTON METROPOLITAN AREA TRANSIT AUTHORITY

(CIP0276) Art in Transit and Station Commercialization Program

FY2023 Q2

Initiative Type: Program
 Investment Program: Station Systems
 Investment Category: Stations and Passenger Facilities

Mode: Systemwide
 Location: Systemwide

Description

This program restores Metro's art collection and helps Metro develop plans to commercialize underutilized space in Metrorail stations.



Expected Outcome

Expands customer amenities in the form of retail and advertising, and develops consistent design standards to improve the customer experience and provide diverse revenue streams for Metro. Restores Metro's art collection.

Strategic Drivers

 Safety	 Security	 Reliability/SGR
---	--	---

Overall Status

(Programs are ongoing)

Development & Evaluation	●
Implementation & Construction	●
Operations Activation	

Phase 1 of restoration work completed. Accelerated funding will be requested from FY24 budget to procure restoration consultants in order to avoid further damage.

Budget and Funding (\$ Millions)

FY23 Current Budget	YTD % Budget Expended
\$1.40	14%

FY23 Funding Sources	YTD Expended
Formula	\$0.00
PRIIA	\$0.00
Other	\$0.00
Federal Subtotal	\$0.00
System Performance	\$0.19
Reimbursable/Other	\$0.00
DC Dedicated Funding	\$0.00
MD Dedicated Funding	\$0.00
VA Non-Restricted Dedicated Funding	\$0.00
VA Restricted Dedicated Funding	\$0.00
Local Subtotal	\$0.19
Debt	\$0.00
Net Accruals	\$0.00
Total FY23 Expenditures	\$0.19



WASHINGTON METROPOLITAN AREA TRANSIT AUTHORITY

(CIP0276)

Top 30 Active Contracts by Allocated CIP Value

Contract Number	Vendor	Activity	Contract Value	Allocated CIP Value	Contract Start Date	Contract Expiration Date
FQ18033A	Parsons Transportation Group Inc	CONSULT	\$18,500,000	\$272,190	1/24/2018	1/24/2023
FQ19172D	Jacobs Engineering Group, Inc.	CONSULT	\$4,600,000	\$1,041,941	1/3/2019	1/3/2024
CARCH222022	Artbridge LLC	CONSTRUCTION	\$99,436	\$99,436	1/30/2021	1/30/2022



WASHINGTON METROPOLITAN AREA TRANSIT AUTHORITY

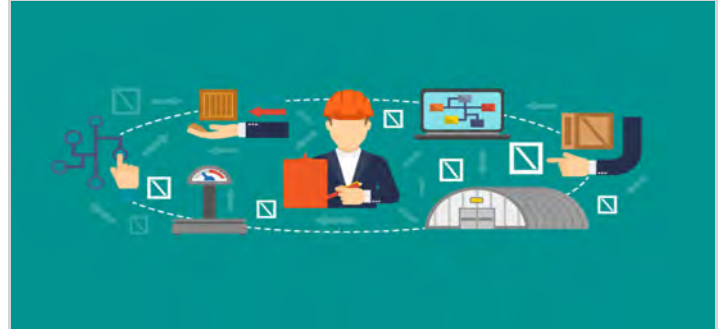
(CIP0277) Supply Chain Modernization

FY2023 Q2

Initiative Type: Project Mode: Systemwide
 Investment Program: Support Equipment/Services Location: Systemwide
 Investment Category: Business & Operations Support

Description

This project modernizes Metro's warehouses, including the supply chain for logistics, warehousing, planning, and ordering of inventory.



Expected Outcome

Improves Metro's ability to manage inventory and supplies the right parts at the right time to maintenance operations, increasing efficiency and lowering inventory levels and costs.

Strategic Drivers

Safety	Security	Reliability/SGR

Overall Status

Development & Evaluation	
Implementation & Construction	
Operations Activation	

In Q2 the requisition for new warehouse management system approved. RFP bidding started in December 2022 and the supply chain management team gained approval to purchase emergency material handling equipment.

Budget and Funding (\$ Millions)

FY23 Current Budget	YTD % Budget Expended
\$1.15	0%

FY23 Funding Sources	YTD Expended
Formula	\$0.00
PRIIA	\$0.00
Other	\$0.00
Federal Subtotal	\$0.00
System Performance	\$0.00
Reimbursable/Other	\$0.00
DC Dedicated Funding	\$0.00
MD Dedicated Funding	\$0.00
VA Non-Restricted Dedicated Funding	\$0.00
VA Restricted Dedicated Funding	\$0.00
Local Subtotal	\$0.00
Debt	\$0.00
Net Accruals	\$0.00
Total FY23 Expenditures	\$0.00



WASHINGTON METROPOLITAN AREA TRANSIT AUTHORITY

(CIP0277)

Top 30 Active Contracts by Allocated CIP Value

Contract Number	Vendor	Activity	Contract Value	Allocated CIP Value	Contract Start Date	Contract Expiration Date
CQ18187C	KPMG LLP	CONSULT	\$1,122,999	\$1,122,999	1/1/2019	1/31/2019
CSCES21118 2	ST ONGE COMPANY	CONSULT	\$612,000	\$612,000	1/29/2021	1/3/2022



WASHINGTON METROPOLITAN AREA TRANSIT AUTHORITY

(CIP0279) Railyard Shop Equipment Replacement

FY2023 Q2

Initiative Type: Program
 Investment Program: Maintenance Facilities
 Investment Category: Railcar and Railcar Facilities

Mode: Rail
 Location: Systemwide

Description

This program replaces or rehabilitates Metro rail shop maintenance equipment, such as overhead cranes, rail train lifts, hoists, or industrial shop air compressors that are inoperable, deficient, or have reached the end of useful life.



Expected Outcome

Allows railcar maintenance activities to be completed safely and efficiently using equipment that is maintained in a state of good repair as measured by the Metrorail system employee injury rate performance indicator [FY21 target of ≤3.3 per 100 employees] and the Rail Fleet Reliability performance indicator [FY21 ≥15,000 miles between failure].

Strategic Drivers

		
Safety	Security	Reliability/SGR

Overall Status

(Programs are ongoing)

Development & Evaluation	
Implementation & Construction	●
Operations Activation	●

No deliverables achieved in Q2. Previous plans to purchase 7k tramming tables for use at Brentwood and Dulles rail yards are being evaluated.

Budget and Funding (\$ Millions)

FY23 Current Budget	YTD % Budget Expended
\$1.30	6%

FY23 Funding Sources	YTD Expended
Formula	\$0.00
PRIIA	\$0.00
Other	\$0.00
Federal Subtotal	\$0.00
System Performance	\$0.00
Reimbursable/Other	\$0.00
DC Dedicated Funding	\$0.01
MD Dedicated Funding	\$0.01
VA Non-Restricted Dedicated Funding	\$0.00
VA Restricted Dedicated Funding	\$0.00
Local Subtotal	\$0.07
Debt	\$0.06
Net Accruals	\$0.00
Total FY23 Expenditures	\$0.07



WASHINGTON METROPOLITAN AREA TRANSIT AUTHORITY

(CIP0279)

Top 30 Active Contracts by Allocated CIP Value

Contract Number	Vendor	Activity	Contract Value	Allocated CIP Value	Contract Start Date	Contract Expiration Date
FQ18033G	Gannett Fleming Engineers and Architects	CONSULT	\$90,000,000	\$100,000	1/23/2018	1/23/2023



WASHINGTON METROPOLITAN AREA TRANSIT AUTHORITY

(CIP0283) Railcar Maintenance Facilities State of Good Repair

FY2023 Q2

Initiative Type: Program
 Investment Program: Maintenance Facilities
 Investment Category: Railcar and Railcar Facilities

Mode: Rail
 Location: Systemwide

Description

This program rehabilitates and replaces major railcar maintenance equipment including those requiring facility modifications such as railcar washes.



Expected Outcome

Provides employees with equipment to maintain railcars in a state of good repair as measured by Rail Fleet Reliability performance indicator [FY21 ≥15,000 miles between failure].

Strategic Drivers

 Safety	 Security	 Reliability/SGR
---	--	---

Overall Status

(Programs are ongoing)

Development & Evaluation	
Implementation & Construction	●
Operations Activation	●

This Capital Improvement Program will fund design and construction of train wash facilities at 7 rail yards. The original design was completed in FY2022 but requires revision to meet updated regulatory standards. As of Q2 FY2023, Metro was working with the designer to develop a change order and a new scope of work. An NTP for the redesign is expected in Q3 FY2023.

Budget and Funding (\$ Millions)

FY23 Current Budget	YTD % Budget Expended
\$3.26	3%

FY23 Funding Sources	YTD Expended
Formula	\$0.00
PRIIA	\$0.00
Other	\$0.00
Federal Subtotal	\$0.00
System Performance	\$0.00
Reimbursable/Other	\$0.00
DC Dedicated Funding	\$0.00
MD Dedicated Funding	\$0.00
VA Non-Restricted Dedicated Funding	\$0.00
VA Restricted Dedicated Funding	\$0.00
Local Subtotal	\$0.09
Debt	\$0.08
Net Accruals	\$0.00
Total FY23 Expenditures	\$0.08



WASHINGTON METROPOLITAN AREA TRANSIT AUTHORITY

(CIP0283)

Top 30 Active Contracts by Allocated CIP Value

Contract Number	Vendor	Activity	Contract Value	Allocated CIP Value	Contract Start Date	Contract Expiration Date
FQ18033F	DHA/RK&K Joint Venture	CONSULT	\$78,000,000	\$609,683	1/16/2018	1/16/2023
FQ18033B	HNTB Corporation	ENGINEERING	\$65,000,000	\$48,000	1/2/2018	1/2/2023
FQ19172G	Gannett Fleming Engineers and Architects	ENGINEERING	\$1,872,647	\$1,822,647	1/3/2019	1/3/2024



WASHINGTON METROPOLITAN AREA TRANSIT AUTHORITY

(CIP0284) Railyard Facility and Site Rehabilitation

FY2023 Q2

Initiative Type: Program
 Investment Program: Maintenance Facilities
 Investment Category: Railcar and Railcar Facilities

Mode: Rail
 Location: Systemwide

Description

This program rehabilitates railyard facilities, systems, and site assets to achieve and maintain a state of good repair and improve the safety of employees and operational efficiency.



Expected Outcome




Maintains railyard facilities in a state of good repair to support efficient operations and the wide range of functions on site.

Strategic Drivers

 Safety	 Security	 Reliability/SGR
---	--	---

Overall Status

(Programs are ongoing)

Development & Evaluation	
Implementation & Construction	
Operations Activation	

As of Q2 FY2023, Metro is engaged in a design-bid-build process aimed at replacing the current sewage ejection lift at Greenbelt Yard. Design is underway and progressed towards 60% in Q2. Additionally, a solicitation for cable trough rehabilitation and replacement at the West Falls Church rail yard was released in Q2, with Notice to Proceed expected in Q4. Internal coordination is ongoing to develop a scope of work for yard optimization and State of Good Repair rehabilitation at the New Carrollton rail yard.

Budget and Funding (\$ Millions)

FY23 Current Budget	YTD % Budget Expended
\$3.21	16%

FY23 Funding Sources	YTD Expended
Formula	\$0.00
PRIIA	\$0.00
Other	\$0.00
Federal Subtotal	\$0.00
System Performance	\$0.00
Reimbursable/Other	\$0.00
DC Dedicated Funding	\$0.00
MD Dedicated Funding	\$0.00
VA Non-Restricted Dedicated Funding	\$0.00
VA Restricted Dedicated Funding	\$0.00
Local Subtotal	\$0.31
Debt	\$0.31
Net Accruals	\$0.21
Total FY23 Expenditures	\$0.52



WASHINGTON METROPOLITAN AREA TRANSIT AUTHORITY

(CIP0284)

Top 30 Active Contracts by Allocated CIP Value

Contract Number	Vendor	Activity	Contract Value	Allocated CIP Value	Contract Start Date	Contract Expiration Date
FQ15191-FY18	Gannett Fleming-Parsons Joint Venture II	CONSULT	\$100,000,000	\$824,595	1/11/2017	1/31/2023
FQ18033G	Gannett Fleming Engineers and Architects	CONSULT	\$90,000,000	\$100,000	1/23/2018	1/23/2023
FQ18033B	HNTB Corporation	CONSULT	\$80,930,311	\$20,000	1/2/2018	1/2/2023
FQ18033F	DHA/RK&K Joint Venture	CONSTRUCTION	\$60,000,000	\$36,763	1/16/2018	1/16/2023
FQ15191-FY19	Gannett Fleming-Parsons Joint Venture II	ENGINEERING	\$50,000,000	\$105,320	1/2/2017	1/30/2020
FQ18033E	Louis Berger (DC), PLLC/Urban Engineers	CONSULT	\$22,500,000	\$1,086,491	1/21/2018	1/21/2023
FQ16036A	Potomac Construction Co Inc	CONSTRUCTION	\$16,856,366	\$473,362	1/10/2017	1/9/2022
FQ19172P	C C Johnson & Malhotra PC	ENGINEERING	\$900,000	\$278,568	1/3/2019	1/3/2024
C20192	RAILQUIP INC	CONSTRUCTION	\$406,550	\$406,550	1/23/2020	1/22/2021
FQ17044O	Mountchor Technologies Inc	CONSTRUCTION		\$2,106,075	1/27/2018	1/30/2020



WASHINGTON METROPOLITAN AREA TRANSIT AUTHORITY

(CIP0286) Power Generator Replacement

FY2023 Q2

Initiative Type: Program
 Investment Program: Power
 Investment Category: Rail Systems

Mode: Rail
 Location: Systemwide

Description

This program provides for the replacement of power generators throughout the Metrorail system.



Expected Outcome

Provides additional resiliency to the Metrorail system by providing a back up power source to critical infrastructure including fire and life safety and communications systems and equipment.

Strategic Drivers

 Safety	 Security	 Reliability/SGR
---	--	---

Overall Status

(Programs are ongoing)

Development & Evaluation	
Implementation & Construction	●
Operations Activation	●

All locations are anticipated for completion by Q4 FY2023. The next package, for 19 locations, will be released for RFP in Q3 and awarded in Q4 FY2023.

Budget and Funding (\$ Millions)

FY23 Current Budget	YTD % Budget Expended
\$5.42	10%

FY23 Funding Sources	YTD Expended
Formula	\$0.00
PRIIA	\$0.00
Other	\$0.00
Federal Subtotal	\$0.00
System Performance	\$0.00
Reimbursable/Other	\$0.00
DC Dedicated Funding	\$0.22
MD Dedicated Funding	\$0.20
VA Non-Restricted Dedicated Funding	\$0.14
VA Restricted Dedicated Funding	\$0.04
Local Subtotal	\$0.61
Debt	\$0.00
Net Accruals	(\$0.08)
Total FY23 Expenditures	\$0.53



WASHINGTON METROPOLITAN AREA TRANSIT AUTHORITY

(CIP0286)

Top 30 Active Contracts by Allocated CIP Value

Contract Number	Vendor	Activity	Contract Value	Allocated CIP Value	Contract Start Date	Contract Expiration Date
FQ18033G	Gannett Fleming Engineers and Architects	CONSULT	\$90,000,000	\$50,000	1/23/2018	1/23/2023
FQ18033B	HNTB Corporation	ENGINEERING	\$80,930,311	\$107,095	1/2/2018	1/2/2023
FQ17044S	Singleton Electric Company, Inc.	CONSTRUCTION		\$470,000	1/9/2018	1/30/2021



WASHINGTON METROPOLITAN AREA TRANSIT AUTHORITY

(CIP0291) Tunnel Ventilation Improvements

FY2023 Q2

Initiative Type: Project
 Investment Program: Structures
 Investment Category: Track and Structures Rehabilitation

Mode: Rail
 Location: District of Columbia

Description

This project upgrades and installs additional underground ventilation fans, including components such as electrical infrastructure, lighting, communications equipment, ladders, steps, smoke detectors, alarms, and information technology infrastructure. Under CIP0356, a pilot and evaluation to rehabilitate ventilation shaft components will be implemented on the Red Line to serve as a proof of concept for future designs across the Metrorail system.



Expected Outcome

Improves the tunnel ventilation system performance and capacity by installing additional fans to move smoke more efficiently, increasing passenger and employee safety as measured by the Metrorail customer injury rate performance indicator [FY21 target of ≤1.40 injuries per million passengers] and the Metrorail system employee injury rate performance indicator [FY21 target of ≤3.5 per 100 employees].

Strategic Drivers

		
Safety	Security	Reliability/SGR

Overall Status

Development & Evaluation	●
Implementation & Construction	
Operations Activation	

Metro continues to develop a plan for future work which will rely on results and lessons learned from the pilot project (CIP0356).

Budget and Funding (\$ Millions)

FY23 Current Budget	YTD % Budget Expended
\$1.88	-5%

FY23 Funding Sources	YTD Expended
Formula	\$0.00
PRIIA	\$0.00
Other	\$0.00
Federal Subtotal	\$0.00
System Performance	\$0.00
Reimbursable/Other	\$0.00
DC Dedicated Funding	\$0.02
MD Dedicated Funding	\$0.02
VA Non-Restricted Dedicated Funding	\$0.01
VA Restricted Dedicated Funding	\$0.00
Local Subtotal	(\$0.06)
Debt	(\$0.11)
Net Accruals	(\$0.03)
Total FY23 Expenditures	(\$0.09)



WASHINGTON METROPOLITAN AREA TRANSIT AUTHORITY

(CIP0291)

Top 30 Active Contracts by Allocated CIP Value

Contract Number	Vendor	Activity	Contract Value	Allocated CIP Value	Contract Start Date	Contract Expiration Date
FQ18033F	DHA/RK&K Joint Venture	CONSULT	\$78,000,000	\$714,683	1/16/2018	1/16/2023
FQ15192-FY18	Mott MacDonald I&E, LLC	CONSULT	\$75,000,000	\$901,196	1/8/2017	1/31/2019
FQ15191-FY19	Gannett Fleming-Parsons Joint Venture II	ENGINEERING	\$50,000,000	\$561,447	1/2/2017	1/30/2020
FQ15192-FY20	Mott MacDonald I&E, LLC	ENGINEERING	\$26,982,993	\$105,493	1/18/2019	1/30/2020
FQ18033B	HNTB Corporation	CONSULT	\$24,500,000	\$104,595	1/2/2018	1/2/2023
C20147	K&J Safety & Security Consulting	CONSTRUCTION	\$19,773,890	\$120,000	1/30/2020	1/31/2025
FQ19172M	Mott MacDonald-WSP Joint Venture	ENGINEERING	\$10,000,000	\$314,663	1/3/2019	1/3/2024
FQ18110	CHK America Inc	EQUIP_MATL	\$8,635,950	\$17,325	1/12/2018	1/11/2022



WASHINGTON METROPOLITAN AREA TRANSIT AUTHORITY

(CIP0294) Bridge Rehabilitation Program

FY2023 Q2

Initiative Type: Program
 Investment Program: Structures
 Investment Category: Track and Structures Rehabilitation

Mode: Rail
 Location: Systemwide

Description

This program rehabilitates structural and system components of 162 aerial structures across the Metro system. Metro is rehabilitating additional structural and system components under Structural Rehabilitation - Package A (CIP0348).



Expected Outcome

Returns bridges to a state of good repair, avoiding future emergency shutdowns to address major defects identified in inspections.

Strategic Drivers

Safety	Security	Reliability/SGR

Overall Status

(Programs are ongoing)

Development & Evaluation	
Implementation & Construction	
Operations Activation	

As of Q2 FY2023, design is ongoing for the demolition of three trestle bridges in Maryland: Walhonding Bridge, Wilson Lane Bridge and Foundry Branch Bridge. The demolition is expected to occur in FY24.

Budget and Funding (\$ Millions)

FY23 Current Budget	YTD % Budget Expended
\$1.20	-6%

FY23 Funding Sources	YTD Expended
Formula	\$0.00
PRIIA	\$0.00
Other	\$0.00
Federal Subtotal	\$0.00
System Performance	\$0.00
Reimbursable/Other	\$0.00
DC Dedicated Funding	\$0.00
MD Dedicated Funding	\$0.00
VA Non-Restricted Dedicated Funding	\$0.00
VA Restricted Dedicated Funding	\$0.00
Local Subtotal	\$0.05
Debt	\$0.04
Net Accruals	(\$0.12)
Total FY23 Expenditures	(\$0.07)



WASHINGTON METROPOLITAN AREA TRANSIT AUTHORITY

(CIP0294)

Top 30 Active Contracts by Allocated CIP Value

Contract Number	Vendor	Activity	Contract Value	Allocated CIP Value	Contract Start Date	Contract Expiration Date
FQ15191-FY18	Gannett Fleming-Parsons Joint Venture II	CONSULT	\$100,000,000	\$30,000	1/11/2017	1/31/2023
FQ18033G	Gannett Fleming Engineers and Architects	CONSULT	\$90,000,000	\$2,167,950	1/23/2018	1/23/2023
FQ15192-FY18	Mott MacDonald I&E, LLC	CONSULT	\$75,000,000	\$150,000	1/8/2017	1/31/2019
FQ15191-FY19	Gannett Fleming-Parsons Joint Venture II	CONSULT	\$60,000,000	\$5,347,268	1/2/2017	1/30/2020
FQ15192-FY20	Mott MacDonald I&E, LLC	CONSULT	\$26,982,993	\$306,326	1/18/2019	1/30/2020
FQ18033B	HNTB Corporation	CONSULT	\$24,500,000	\$104,595	1/2/2018	1/2/2023
FQ18033F	DHA/RK&K Joint Venture	CONSULT	\$18,500,000	\$185,511	1/16/2018	1/16/2023
FQ16036A	Potomac Construction Co Inc	CONSTRUCTION	\$18,371,026	\$1,230,280	1/10/2017	1/9/2022
FQ16036B	The Matthews Group, Inc. T/A TMG Constru	CONSTRUCTION	\$17,932,226	\$24,940	1/10/2017	1/9/2022
FQ18110	CHK America Inc	EQUIP_MATL	\$8,635,950	\$37,923	1/12/2018	1/11/2022
FQ16036-G	F.H. Paschen, S.N. Nielsen & Assoc., LLC	CONSTRUCTION	\$4,124,317	\$24,105	1/15/2018	1/9/2022
FQ19172J	AECOM Technical Services Inc	ENGINEERING	\$2,500,000	\$1,169,959	1/3/2019	1/3/2024
FQ19172A	AECOM, USA, INC.	ENGINEERING	\$2,500,000	\$1,281,247	1/3/2019	1/3/2024



WASHINGTON METROPOLITAN AREA TRANSIT AUTHORITY

(CIP0297) Union Station Improvements

FY2023 Q2

Initiative Type: Project
 Investment Program: Platforms & Structures
 Investment Category: Stations and Passenger Facilities

Mode: Rail
 Location: District of Columbia

Description

This project will relieve congestion at Union Station by implementing a redesign of the First Street northeast entrance, including expanding the north mezzanine by adding stairs, adding additional fare gates, and relocating the fare vending machines.



Expected Outcome

Improves customer crowding and convenience by providing a better flow for riders as they enter and exit the station, as well as improved lighting and an additional staircase.

Strategic Drivers

 Safety	 Security	 Reliability/SGR
---	--	---

Overall Status

Development & Evaluation	
Implementation & Construction	●
Operations Activation	●

Letter of agreement with Amtrak for Union Station- 1st St NE Entrance improvements is in final stages of reviews and approval. Expected to sign in Q2.

Budget and Funding (\$ Millions)

FY23 Current Budget	YTD % Budget Expended
\$7.64	3%

FY23 Funding Sources	YTD Expended
Formula	\$0.00
PRIIA	\$0.00
Other	\$0.00
Federal Subtotal	\$0.00
System Performance	\$0.00
Reimbursable/Other	\$0.00
DC Dedicated Funding	\$0.02
MD Dedicated Funding	\$0.01
VA Non-Restricted Dedicated Funding	\$0.01
VA Restricted Dedicated Funding	\$0.00
Local Subtotal	\$0.04
Debt	\$0.00
Net Accruals	\$0.16
Total FY23 Expenditures	\$0.20



WASHINGTON METROPOLITAN AREA TRANSIT AUTHORITY

(CIP0297)

Top 30 Active Contracts by Allocated CIP Value

Contract Number	Vendor	Activity	Contract Value	Allocated CIP Value	Contract Start Date	Contract Expiration Date
FQ18033I	AECOM-STV JV	CONSULT	\$70,000,000	\$120,000	1/1/2018	1/30/2025
FQ19172G	Gannett Fleming Engineers and Architects	ENGINEERING	\$12,250,000	\$698,190	1/3/2019	1/3/2024



WASHINGTON METROPOLITAN AREA TRANSIT AUTHORITY

(CIP0302) Huntington Station Parking Garage Demolition

FY2023 Q2

Initiative Type: Project
 Investment Program: Platforms & Structures
 Investment Category: Stations and Passenger Facilities

Mode: Rail
 Location: Commonwealth of Virginia

Description

This project is part of a joint development between Metro and Fairfax County to replace the south parking garage at Huntington Station in Fairfax County. The development enables Metro to offer up to 12 acres for private development.



Expected Outcome

Enables development of a new bus loop to accommodate Fairfax County's planned Bus Rapid Transit terminus at Huntington Station while replacing a closed parking facility.

Strategic Drivers

		
Safety	Security	Reliability/SGR

Overall Status

Development & Evaluation	
Implementation & Construction	
Operations Activation	

There is currently a vote on Fairfax County comprehensive plan and there is a team working on funding plan. Once secured, goal is to obtain conceptual development plan and initiate Compact Hearing on WMATA facility changes.

Budget and Funding (\$ Millions)

FY23 Current Budget	YTD % Budget Expended
\$0.00	0%

FY23 Funding Sources	YTD Expended
Formula	\$0.00
PRIIA	\$0.00
Other	\$0.00
Federal Subtotal	\$0.00
System Performance	\$0.00
Reimbursable/Other	\$0.00
DC Dedicated Funding	\$0.05
MD Dedicated Funding	\$0.05
VA Non-Restricted Dedicated Funding	\$0.03
VA Restricted Dedicated Funding	\$0.01
Local Subtotal	\$0.14
Debt	\$0.00
Net Accruals	(\$0.07)
Total FY23 Expenditures	\$0.07



WASHINGTON METROPOLITAN AREA TRANSIT AUTHORITY

(CIP0302)

Top 30 Active Contracts by Allocated CIP Value

Contract Number	Vendor	Activity	Contract Value	Allocated CIP Value	Contract Start Date	Contract Expiration Date
FQ15191-FY19	Gannett Fleming-Parsons Joint Venture II	ENGINEERING	\$75,000,000	\$880,000	1/2/2017	1/1/2021



WASHINGTON METROPOLITAN AREA TRANSIT AUTHORITY

(CIP0305) Rail Passenger Facility State of Good Repair Program

FY2023 Q2

Initiative Type: Program
 Investment Program: Platforms & Structures
 Investment Category: Stations and Passenger Facilities

Mode: Rail
 Location: Systemwide

Description

This program repairs and replaces antiquated systems and infrastructure in passenger facilities including ceilings, sewage ejector pumps, and other systems.



Expected Outcome




Increases the efficiency and reliability of passenger facilities. Also improves customers' experience and helps prevent potential safety issues.

Strategic Drivers

 Safety	 Security	 Reliability/SGR
---	--	---

Overall Status

(Programs are ongoing)

Development & Evaluation	
Implementation & Construction	
Operations Activation	

Metro is in the process of initiating a project is to remove and replace existing sewage ejectors from Metrorail stations and install new sewage ejector systems holistically. Phase A will consist of 10 priority locations. Competitive solicitation process is underway.

Budget and Funding (\$ Millions)

FY23 Current Budget	YTD % Budget Expended
\$3.00	2%

FY23 Funding Sources	YTD Expended
Formula	\$0.00
PRIIA	\$0.00
Other	\$0.00
Federal Subtotal	\$0.00
System Performance	\$0.00
Reimbursable/Other	\$0.00
DC Dedicated Funding	\$0.02
MD Dedicated Funding	\$0.02
VA Non-Restricted Dedicated Funding	\$0.01
VA Restricted Dedicated Funding	\$0.00
Local Subtotal	\$0.06
Debt	\$0.00
Net Accruals	\$0.00
Total FY23 Expenditures	\$0.06



WASHINGTON METROPOLITAN AREA TRANSIT AUTHORITY

(CIP0305)

Top 30 Active Contracts by Allocated CIP Value

Contract Number	Vendor	Activity	Contract Value	Allocated CIP Value	Contract Start Date	Contract Expiration Date
FQ18033G	Gannett Fleming Engineers and Architects	CONSULT	\$90,000,000	\$7,000	1/23/2018	1/23/2023
FQ16036B	The Matthews Group, Inc. T/A TMG Constr	CONSTRUCTION	\$17,161,752	\$419,480	1/10/2017	1/9/2022



WASHINGTON METROPOLITAN AREA TRANSIT AUTHORITY

(CIP0308) Station Platform Rehabilitation - Phase 3

FY2023 Q2

Initiative Type: Project
 Investment Program: Platforms & Structures
 Investment Category: Stations and Passenger Facilities

Mode: Rail
 Location: Systemwide

Description

This project rehabilitates and repairs platforms and station systems at the following stations along the Green and Blue Lines in Maryland and Virginia to address potentially unsafe and deteriorating conditions: Arlington Cemetery, Addison Road, West Hyattsville, Prince George's Plaza, College Park, and Greenbelt. Customer experience improvements include slip-resistant tile, improved lighting, upgraded passenger shelters, new passenger information displays, and improved public address system.




Expected Outcome

Upgrades and improves above-ground stations for customer safety and comfort, as measured by the Metrorail customer injury rate performance indicator [FY21 target of ≤177 injuries]. New platforms and other new/rehabilitated station assets will increase the lifespan of these assets, reducing future maintenance requirements and improving the quality of rail service provided for customers accessing these stations.

Strategic Drivers

 Safety	 Security	 Reliability/SGR
---	--	---

Overall Status

Development & Evaluation	
Implementation & Construction	
Operations Activation	

Keiwit Global Settlement paid in Q2 FY23. Now in workmanship warranty period thru FY23. Continuing with safety certifications. 20-30 punchlist items still remain, some include: heat sensors on elevator/escalators, graphic user interfaces, smoke detection connectivity to monitoring system, etc... Decision on fall protection for sloped roofs, as well as walking pads, still to be determined.

Budget and Funding (\$ Millions)

FY23 Current Budget	YTD % Budget Expended
\$4.08	179%

FY23 Funding Sources	YTD Expended
Formula	\$0.00
PRIIA	\$1.90
Other	\$0.00
Federal Subtotal	\$1.90
System Performance	\$0.00
Reimbursable/Other	\$0.00
DC Dedicated Funding	\$1.65
MD Dedicated Funding	\$1.55
VA Non-Restricted Dedicated Funding	\$1.10
VA Restricted Dedicated Funding	\$0.33
Local Subtotal	\$7.31
Debt	\$2.68
Net Accruals	(\$1.88)
Total FY23 Expenditures	\$7.32



WASHINGTON METROPOLITAN AREA TRANSIT AUTHORITY

(CIP0308)

Top 30 Active Contracts by Allocated CIP Value

Contract Number	Vendor	Activity	Contract Value	Allocated CIP Value	Contract Start Date	Contract Expiration Date
F20164	Kiewit Infrastructure Company	CONSTRUCTION	\$340,000,000	\$337,600,000	1/30/2020	1/21/2021
FQ15191-FY18	Gannett Fleming-Parsons Joint Venture II	CONSULT	\$100,000,000	\$300,000	1/11/2017	1/31/2023
FQ18033I	AECOM-STV JV	CONSULT	\$70,000,000	\$1,760,000	1/1/2018	1/30/2025
FQ18033A	Parsons Transportation Group Inc	CONSULT	\$50,000,000	\$121,122	1/24/2018	1/24/2023
FQ18033G	Gannett Fleming Engineers and Architects	CONSULT	\$49,000,000	\$1,651,837	1/23/2018	1/23/2023
C20088A	Transportation Management Service Inc	3RD_PARTY	\$30,000,000	\$2,712,714	1/3/2020	1/2/2023
FQ18033B	HNTB Corporation	CONSULT	\$24,500,000	\$104,595	1/2/2018	1/2/2023
C20147	K&J Safety & Security Consulting	CONSTRUCTION	\$19,773,890	\$90,000	1/30/2020	1/31/2025
FQ19172M	Mott MacDonald-WSP Joint Venture	ENGINEERING	\$10,000,000	\$204,866	1/3/2019	1/3/2024
FQ18110	CHK America Inc	EQUIP_MATL	\$8,635,950	\$69,300	1/12/2018	1/11/2022
C20113	Transportation Management Service Inc	3RD_PARTY	\$6,245,264	\$164,026	1/22/2020	1/21/2022
C20090	Summitville Tiles Inc	CONSTRUCTION	\$5,000,000	\$1,404,682	1/30/2019	1/29/2022
C20094	North Carolina Granite Co	CONSTRUCTION	\$2,000,000	\$745,753	1/2/2020	1/29/2022
FQ18060	Benons LLC dba Falcon Transport	3RD_PARTY	\$1,738,514	\$219,142	1/15/2018	1/14/2021



WASHINGTON METROPOLITAN AREA TRANSIT AUTHORITY

(CIP0310) Station Platform Rehabilitation - Phase 4

FY2023 Q2

Initiative Type: Project
 Investment Program: Platforms & Structures
 Investment Category: Stations and Passenger Facilities

Mode: Rail
 Location: Systemwide

Description

This project rehabilitates and repairs platforms and systems at the following Orange Line stations to address potentially unsafe and deteriorating conditions: Minnesota Avenue, Deanwood, Cheverly, Landover, and New Carrollton. Customer experience improvements include slip-resistant tile, improved lighting, upgraded passenger shelters, new passenger information displays, improved public address system, new closed-circuit television system, and renovated bathrooms.



Expected Outcome

Upgrades and improves above-ground stations for customer safety and comfort. New platforms and other new/rehabilitated station assets will increase the lifespan of these assets, reducing future maintenance requirements and improving the quality of rail service provided for customers accessing these stations.

Strategic Drivers

 Safety	 Security	 Reliability/SGR
---	--	---

Overall Status

Development & Evaluation	
Implementation & Construction	●
Operations Activation	●

Summer shutdown completed Q1 FY23, and stations returned to service. Q2 begin to address punchlist items, will continue thru 2nd half of FY23. Formal contract extension forthcoming. Continuous single tracking in early Q4 to address feeder cables that travel over roofing and right-of-way at Cheverly, Minnesota, and Deanwood. Agreement with Pepco in place.

Budget and Funding (\$ Millions)

FY23 Current Budget	YTD % Budget Expended
\$165.37	89%

FY23 Funding Sources	YTD Expended
Formula	\$0.00
PRIIA	\$93.49
Other	\$0.00
Federal Subtotal	\$93.49
System Performance	\$0.04
Reimbursable/Other	\$0.00
DC Dedicated Funding	\$21.97
MD Dedicated Funding	\$20.56
VA Non-Restricted Dedicated Funding	\$14.66
VA Restricted Dedicated Funding	\$4.35
Local Subtotal	\$68.66
Debt	\$7.09
Net Accruals	(\$14.54)
Total FY23 Expenditures	\$147.62

Notes: All figures are preliminary and unaudited.



WASHINGTON METROPOLITAN AREA TRANSIT AUTHORITY

(CIP0310)

Top 30 Active Contracts by Allocated CIP Value

Contract Number	Vendor	Activity	Contract Value	Allocated CIP Value	Contract Start Date	Contract Expiration Date
FIRPG211121	Kiewit Infrastructure Company	CONSTRUCTION	\$266,777,000	\$266,777,000	1/8/2021	1/31/2022
FQ15192-FY18	Mott MacDonald I&E, LLC	CONSULT	\$75,000,000	\$250,000	1/8/2017	1/31/2019
FQ18033B	HNTB Corporation	ENGINEERING	\$65,000,000	\$31,000	1/2/2018	1/2/2023
FQ19172M	Mott MacDonald-WSP Joint Venture	ENGINEERING	\$55,500,000	\$99,516	1/3/2019	1/3/2024
FQ18033A	Parsons Transportation Group Inc	CONSULT	\$50,000,000	\$80,748	1/24/2018	1/24/2023
FQ18033G	Gannett Fleming Engineers and Architects	CONSULT	\$49,000,000	\$74,154	1/23/2018	1/23/2023
C20088A	Transportation Management Service Inc	3RD_PARTY	\$40,588,929	\$10,588,929	1/3/2020	1/2/2023
C20113	Transportation Management Service Inc	3RD_PARTY	\$10,784,752	\$26,240	1/22/2020	1/21/2022
FQ18110	CHK America Inc	EQUIP_MATL	\$8,635,950	\$69,300	1/12/2018	1/11/2022
C20088B	Yankee Line Transportation Management	3RD_PARTY	\$7,316,153	\$517,127	1/6/2020	1/2/2023
FQ18060	Benons LLC dba Falcon Transport	3RD_PARTY	\$2,701,265	\$785,269	1/15/2018	1/14/2023



WASHINGTON METROPOLITAN AREA TRANSIT AUTHORITY

(CIP0311) Bladensburg Bus Garage Replacement

FY2023 Q2

Initiative Type: Project
 Investment Program: Maintenance Facilities
 Investment Category: Bus, Bus Facilities & Paratransit

Mode: Bus
 Location: District of Columbia

Description

This project demolishes and replaces the obsolete bus maintenance and operations facility at Bladensburg to improve facility use and capacity. The new facility, designed to achieve LEED certification, will have an on-site employee parking lot, multiple access points, parking for up to 300 buses, 25 maintenance bays, and a compressed natural gas (CNG) fueling station. The facility will be ready for future electric bus infrastructure as Metro begins full implementation of 100% electric vehicles.



Expected Outcome

Provides a new LEED-certified bus facility that will improve bus safety, efficiency, maintenance and operations, while maximizing bus fleet availability as measured by the bus system employee injury rate performance indicator [FY21 target of ≤11.2 injuries per 100 employees] and the Bus Fleet Reliability performance indicator [FY21 target ≥7,000 miles between failures].

Strategic Drivers



Safety



Security



Reliability/SGR

Overall Status

Development & Evaluation	
Implementation & Construction	●
Operations Activation	

In Q2, Metro continued foundation work for the Maintenance Building at Bladensburg. Shepherd Parkway CNG Facility is on-going.

Budget and Funding (\$ Millions)

FY23 Current Budget	YTD % Budget Expended
\$78.41	40%

FY23 Funding Sources	YTD Expended
Formula	\$17.25
PRIIA	\$0.00
Other	\$0.00
Federal Subtotal	\$17.25
System Performance	\$0.00
Reimbursable/Other	\$0.00
DC Dedicated Funding	\$0.04
MD Dedicated Funding	\$0.04
VA Non-Restricted Dedicated Funding	\$0.03
VA Restricted Dedicated Funding	\$0.01
Local Subtotal	\$6.57
Debt	\$6.46
Net Accruals	\$7.85
Total FY23 Expenditures	\$31.67



WASHINGTON METROPOLITAN AREA TRANSIT AUTHORITY

(CIP0311)

Top 30 Active Contracts by Allocated CIP Value

Contract Number	Vendor	Activity	Contract Value	Allocated CIP Value	Contract Start Date	Contract Expiration Date
FQ19144B-2	Hensel Phelps Construction Co	CONSTRUCTION	\$252,911,000	\$14,251,674	1/8/2021	1/31/2027
FQ15191-FY18	Gannett Fleming-Parsons Joint Venture II	CONSULT	\$100,000,000	\$250,000	1/11/2017	1/31/2023
FQ18033G	Gannett Fleming Engineers and Architects	CONSULT	\$90,000,000	\$50,000	1/23/2018	1/23/2023
FQ15192-FY18	Mott MacDonald I&E, LLC	CONSULT	\$75,000,000	\$456,338	1/8/2017	1/31/2019
FQ18033C	WSP USA Inc.	CONSULT	\$60,000,000	\$300,000	1/15/2018	1/15/2023
FQ18033I	AECOM-STV JV	CONSULT	\$57,000,000	\$262,259	1/1/2018	1/30/2025
C20147	K&J Safety & Security Consulting	CONSTRUCTION	\$19,773,890	\$120,000	1/30/2020	1/31/2025
FQ18033A	Parsons Transportation Group Inc	ENGINEERING	\$12,500,000	\$440,173	1/24/2018	1/24/2023
FQ18033F	DHA/RK&K Joint Venture	ENGINEERING	\$12,500,000	\$548,312	1/16/2018	1/16/2023
FQ17044O	Mountchor Technologies Inc	CONSTRUCTION	\$11,705,689	\$198,668	1/27/2018	1/30/2021
FQ18110	CHK America Inc	EQUIP_MATL	\$8,635,950	\$25,988	1/12/2018	1/11/2022
FQ19144B	Hensel Phelps Construction Co	CONSTRUCTION	\$6,157,000	\$5,618,395	1/27/2020	1/7/2021
FQ19172L	Johnson, Mirmiran & Thompson Inc.	ENGINEERING	\$5,000,000	\$556,819	1/3/2019	1/3/2024
FQ19172D	Jacobs Engineering Group, Inc.	ENGINEERING	\$2,500,000	\$1,442,300	1/3/2019	1/3/2024
FMCAP200229	Clever Devices Ltd.	3RD_PARTY	\$705,395	\$306,290	1/28/2020	1/30/2021
FQ15190B	HNTB Corporation	CONSULT		\$574,805	1/29/2018	1/28/2023



WASHINGTON METROPOLITAN AREA TRANSIT AUTHORITY

(CIP0312) Four Mile Run Bus Garage Rehabilitation

FY2023 Q2

Initiative Type: Project
 Investment Program: Maintenance Facilities
 Investment Category: Bus, Bus Facilities & Paratransit

Mode: Bus
 Location: Commonwealth of Virginia

Description

The project rehabilitates interior and exterior elements of the Four Mile Run bus facility to restore a state of good repair and meet short-term fleet capacity needs due to other bus facility replacement projects.



Expected Outcome

Provides a more modern facility while incorporating operating efficiencies that enable Metro to increase throughput to accommodate fleet requirements arising from other bus facility replacements.

Strategic Drivers

		
Safety	Security	Reliability/SGR

Overall Status

Development & Evaluation	
Implementation & Construction	
Operations Activation	

Metro will conduct a study at the 4 Mile Run Bus Garage facility in Virginia, which is in need of rehabilitation to expand capacity. Notice to Proceed for a concept design was issued in FY2023 Q1, and in Q2 the contractor completed initial milestones such as development of a Project Management Plan and assessment of existing conditions. The concept design is expected to be complete by the end of FY2023.

Budget and Funding (\$ Millions)

FY23 Current Budget	YTD % Budget Expended
\$0.87	8%

FY23 Funding Sources	YTD Expended
Formula	\$0.00
PRIIA	\$0.00
Other	\$0.00
Federal Subtotal	\$0.00
System Performance	\$0.00
Reimbursable/Other	\$0.00
DC Dedicated Funding	\$0.00
MD Dedicated Funding	\$0.00
VA Non-Restricted Dedicated Funding	\$0.00
VA Restricted Dedicated Funding	\$0.00
Local Subtotal	\$0.07
Debt	\$0.07
Net Accruals	\$0.00
Total FY23 Expenditures	\$0.07



WASHINGTON METROPOLITAN AREA TRANSIT AUTHORITY

(CIP0312)

Top 30 Active Contracts by Allocated CIP Value

Contract Number	Vendor	Activity	Contract Value	Allocated CIP Value	Contract Start Date	Contract Expiration Date
FQ19172M	Mott MacDonald-WSP Joint Venture	ENGINEERING	\$60,000,000	\$1,865,240	1/3/2019	1/3/2024



WASHINGTON METROPOLITAN AREA TRANSIT AUTHORITY

(CIP0315) Northern Bus Garage Replacement

FY2023 Q2

Initiative Type: Project
 Investment Program: Maintenance Facilities
 Investment Category: Bus, Bus Facilities & Paratransit

Mode: Bus
 Location: District of Columbia

Description

This project replaces the obsolete Northern Bus Garage to address structural deficiencies and improve use of limited facility space. The new facility will be designed to achieve LEED certification and retain the historical façade, provide multiple access points and parking for approximately 150 buses, support future electric bus charging infrastructure, and incorporate potential retail or public space. Northern Bus Garage will fully support 100% electric vehicles.



Expected Outcome

Provides a modern and safe bus operations and maintenance facility that will reduce associated energy consumption and operating costs and maximize bus fleet availability as measured by the Bus Fleet Reliability performance indicator [FY21 target ≥7,000 miles between failures]. Northern will become Metro's first all electric bus garage. The design will preserve the historic façade, offering potential retail space for revenue generation and/or provide public space.

Strategic Drivers

 Safety	 Security	 Reliability/SGR
---	--	---

Overall Status

Development & Evaluation	
Implementation & Construction	●
Operations Activation	

Pre-construction activities are ongoing while final approvals are obtained. Construction on the bus garage facility is now anticipated to begin in Q3 of FY2023.

Budget and Funding (\$ Millions)

FY23 Current Budget	YTD % Budget Expended
\$62.12	64%

FY23 Funding Sources	YTD Expended
Formula	\$29.80
PRIIA	\$0.00
Other	\$0.00
Federal Subtotal	\$29.80
System Performance	\$0.00
Reimbursable/Other	\$0.00
DC Dedicated Funding	\$0.00
MD Dedicated Funding	\$0.00
VA Non-Restricted Dedicated Funding	\$0.00
VA Restricted Dedicated Funding	\$0.00
Local Subtotal	\$2.50
Debt	\$2.50
Net Accruals	\$7.16
Total FY23 Expenditures	\$39.46



WASHINGTON METROPOLITAN AREA TRANSIT AUTHORITY

(CIP0315)

Top 30 Active Contracts by Allocated CIP Value

Contract Number	Vendor	Activity	Contract Value	Allocated CIP Value	Contract Start Date	Contract Expiration Date
FQ19144N-2	Clark Construction Group, LLC	CONSTRUCTION	\$397,046,425	\$35,000,000	1/3/2022	1/28/2027
FQ18033D	Jacobs Engineering Group, Inc.	CONSULT	\$80,500,000	\$81,114	1/21/2018	1/21/2023
FQ15192-FY18	Mott MacDonald I&E, LLC	CONSULT	\$75,000,000	\$456,333	1/8/2017	1/31/2019
FQ18033I	AECOM-STV JV	ENGINEERING	\$70,000,000	\$984,669	1/1/2018	1/30/2025
FQ18033C	WSP USA Inc.	ENGINEERING	\$40,000,000	\$22,471	1/15/2018	1/15/2023
FQ18033G	Gannett Fleming Engineers and Architects	ENGINEERING	\$22,500,000	\$32,713	1/23/2018	1/23/2023
C20147	K&J Safety & Security Consulting	CONSTRUCTION	\$19,773,890	\$120,000	1/30/2020	1/31/2025
FQ16036B	The Matthews Group, Inc. T/A TMG Constru	CONSTRUCTION	\$17,386,226	\$85,581	1/10/2017	1/9/2022
FQ19144N	Clark Construction Group, LLC	CONSTRUCTION	\$16,703,427	\$1,300,278	1/29/2019	1/1/2021
FQ18033A	Parsons Transportation Group Inc	ENGINEERING	\$12,500,000	\$440,173	1/24/2018	1/24/2023
FQ18033F	DHA/RK&K Joint Venture	ENGINEERING	\$12,500,000	\$548,314	1/16/2018	1/16/2023
FQ18110	CHK America Inc	EQUIP_MATL	\$8,635,950	\$25,988	1/12/2018	1/11/2022
FQ19172L	Johnson, Mirmiran & Thompson Inc.	ENGINEERING	\$5,000,000	\$772,345	1/3/2019	1/3/2024
FMCAP200229	Clever Devices Ltd.	3RD_PARTY	\$705,395	\$116,019	1/28/2020	1/30/2021
FQ15190B	HNTB Corporation	CONSULT		\$514,497	1/29/2018	1/28/2023



WASHINGTON METROPOLITAN AREA TRANSIT AUTHORITY

(CIP0319) Bus Maintenance Facility State of Good Repair Program

FY2023 Q2

Initiative Type: Program
 Investment Program: Maintenance Facilities
 Investment Category: Bus, Bus Facilities & Paratransit

Mode: Bus
 Location:

Description

This program renovates bus maintenance facilities and equipment to achieve a state of good repair.



Expected Outcome

Provides modern, efficient, and safe bus operations and maintenance facilities as measured by the Metrobus customer injury rate performance indicator [FY20 target of less than 2.45 injuries per million passengers].

Strategic Drivers

Safety	Security	Reliability/SGR

Overall Status

(Programs are ongoing)

Development & Evaluation	
Implementation & Construction	
Operations Activation	

Metro is undertaking an engineering design to construct restroom and breakroom facilities for bus drivers and WMATA personnel at 9 priority locations. In Q2 FY2023, an NTP was issued. The anticipated period of performance is 247 days.

Budget and Funding (\$ Millions)

FY23 Current Budget	YTD % Budget Expended
\$0.32	10%

FY23 Funding Sources	YTD Expended
Formula	\$0.00
PRIIA	\$0.00
Other	\$0.00
Federal Subtotal	\$0.00
System Performance	\$0.01
Reimbursable/Other	\$0.00
DC Dedicated Funding	\$0.01
MD Dedicated Funding	\$0.01
VA Non-Restricted Dedicated Funding	\$0.01
VA Restricted Dedicated Funding	\$0.00
Local Subtotal	\$0.03
Debt	\$0.00
Net Accruals	\$0.00
Total FY23 Expenditures	\$0.03



WASHINGTON METROPOLITAN AREA TRANSIT AUTHORITY

(CIP0319)

Top 30 Active Contracts by Allocated CIP Value

Contract Number	Vendor	Activity	Contract Value	Allocated CIP Value	Contract Start Date	Contract Expiration Date
FQ18033F	DHA/RK&K Joint Venture	CONSULT	\$78,000,000	\$305,692	1/16/2018	1/16/2023



WASHINGTON METROPOLITAN AREA TRANSIT AUTHORITY

(CIP0324) Capital Program Financial Support

FY2023 Q2

Initiative Type: Program
 Investment Program: Support Equipment/Services
 Investment Category: Business & Operations Support

Mode: Systemwide
 Location: Systemwide

Description

This program provides support for the financial management of the capital program, including jurisdictional funds and federal grants.



Expected Outcome

Improves Metro's ability to compliantly manage the sources of funding for Metro's capital improvement program. This program supports Metro's financial responsibility, compliance, and state of good repair efforts.

Strategic Drivers

 Safety	 Security	 Reliability/SGR
---	--	---

Overall Status

(Programs are ongoing)

Development & Evaluation	
Implementation & Construction	●
Operations Activation	

Continuous support to provide Staff (financial management of the capital program).

Budget and Funding (\$ Millions)

FY23 Current Budget	YTD % Budget Expended
\$0.40	3%

FY23 Funding Sources	YTD Expended
Formula	\$0.00
PRIIA	\$0.00
Other	\$0.00
Federal Subtotal	\$0.00
System Performance	\$0.01
Reimbursable/Other	\$0.00
DC Dedicated Funding	\$0.00
MD Dedicated Funding	\$0.00
VA Non-Restricted Dedicated Funding	\$0.00
VA Restricted Dedicated Funding	\$0.00
Local Subtotal	\$0.01
Debt	\$0.00
Net Accruals	\$0.00
Total FY23 Expenditures	\$0.01



WASHINGTON METROPOLITAN AREA TRANSIT AUTHORITY

(CIP0324)

Top 30 Active Contracts by Allocated CIP Value

Contract Number	Vendor	Activity	Contract Value	Allocated CIP Value	Contract Start Date	Contract Expiration Date
FQ10218-18	WSP USA Inc.	CONSULT	\$26,900,640	\$299,171	1/6/2017	1/31/2019
CQ19243	InfraStrategies LLC	CONSULT	\$1,568,732	\$1,568,732	1/9/2019	1/8/2020



WASHINGTON METROPOLITAN AREA TRANSIT AUTHORITY

(CIP0326) Real-time Bus and Rail Data Feed Development

FY2023 Q2

Initiative Type: Project
 Investment Program: IT
 Investment Category: Business & Operations Support

Mode: Systemwide
 Location:

Description

This project develops general transit feed specifications (GTFS) for real-time data feeds for bus and rail service.



Expected Outcome

Provides a real-time information feed that contains schedule, fare, and geographic transit information, which improves the customer experience.

Strategic Drivers



Overall Status

Development & Evaluation	
Implementation & Construction	
Operations Activation	

Solicitation is underway for protions of this work, while other work is delayed. Silverline ADA planning is anticipated in Q3 while station images update is anticipated in Q4.

Budget and Funding (\$ Millions)

FY23 Current Budget	YTD % Budget Expended
\$0.24	0%

FY23 Funding Sources	YTD Expended
Formula	\$0.00
PRIIA	\$0.00
Other	\$0.00
Federal Subtotal	\$0.00
System Performance	\$0.00
Reimbursable/Other	\$0.00
DC Dedicated Funding	\$0.00
MD Dedicated Funding	\$0.00
VA Non-Restricted Dedicated Funding	\$0.00
VA Restricted Dedicated Funding	\$0.00
Local Subtotal	\$0.00
Debt	\$0.00
Net Accruals	\$0.00
Total FY23 Expenditures	\$0.00



WASHINGTON METROPOLITAN AREA TRANSIT AUTHORITY

(CIP0326)

Top 30 Active Contracts by Allocated CIP Value

Contract Number	Vendor	Activity	Contract Value	Allocated CIP Value	Contract Start Date	Contract Expiration Date
CQ18192	Trapeze Software Group Inc	CONSULT	\$5,906,667	\$7,200	1/1/2019	1/30/2021
CQ15044	Cambridge Systematics, Inc.	EQUIP_MATL	\$1,196,993	\$64,860	1/2/2015	1/31/2021
FQ19223	Swiftly, Inc.	EQUIPMENT	\$573,500	\$17,000	1/24/2020	1/23/2021
FQ15124_SFA	Susan Fitzgerald & Associates, Inc.	CONSULT		\$375,000	1/14/2016	1/30/2021



WASHINGTON METROPOLITAN AREA TRANSIT AUTHORITY

(CIP0330) Information Technology Data Center

FY2023 Q2

Initiative Type: Project
 Investment Program: IT
 Investment Category: Business & Operations Support

Mode: Systemwide
 Location: Systemwide

Description

This project constructs a new data center to replace the existing data center at the Jackson Graham building that is being vacated. Metro will build a modern data center that blends new technologies with existing capabilities to continually improve and scale services to users, customers, and partners.



Expected Outcome

Replaces Metro's existing data center with a new modern facility to support the system and that will also enable Metro to generate revenue through the leasing of excess capacity.

Strategic Drivers

 Safety	 Security	 Reliability/SGR
---	--	---

Overall Status

Development & Evaluation	
Implementation & Construction	●
Operations Activation	

In Q2, Metro completed network at Equinix - Data Center leased location which included a fiber build out, SAN cabling installation, IT Service Center zone. Circuits were migrated and IBM Power 10 servers stand out were completed. Metro began testing all WMATA applications. Network deployment at the Mill Rd. location. End users were set up and the move was completed in the New Carrollton office.

Budget and Funding (\$ Millions)

FY23 Current Budget	YTD % Budget Expended
\$27.78	63%

FY23 Funding Sources	YTD Expended
Formula	\$0.00
PRIIA	\$0.00
Other	\$0.00
Federal Subtotal	\$0.00
System Performance	\$0.00
Reimbursable/Other	\$0.00
DC Dedicated Funding	\$0.93
MD Dedicated Funding	\$0.87
VA Non-Restricted Dedicated Funding	\$0.62
VA Restricted Dedicated Funding	\$0.19
Local Subtotal	\$25.78
Debt	\$23.16
Net Accruals	(\$8.38)
Total FY23 Expenditures	\$17.40



WASHINGTON METROPOLITAN AREA TRANSIT AUTHORITY

(CIP0330)

Top 30 Active Contracts by Allocated CIP Value

Contract Number	Vendor	Activity	Contract Value	Allocated CIP Value	Contract Start Date	Contract Expiration Date
CQ19104	Dell Marketing LP	IT_SOFTWARE_OTH	\$60,000,000	\$7,521,129	1/23/2019	1/22/2022
2021049630UA	AT&T Corp	LEASES	\$13,300,524	\$8,300,524	1/14/2022	1/13/2025
CDCI1211225	Insight Public Sector, Inc.	IT_HARDWARE_OTH	\$6,615,829	\$502,488	1/1/2021	1/30/2023
CQ19119	Canon Solutions America Inc	EQUIP_MATL	\$6,164,399	\$301,783	1/27/2018	1/28/2023
CQ19177E	Susan Fitzgerald & Associates, Inc.	CONSULT	\$6,032,965	\$179,195	1/8/2019	1/8/2023
CIT01222078	Sirius Computer Solutions	IT_HARDWARE_OTH	\$4,747,661	\$4,747,661	1/7/2022	1/6/2027
CQ17089	ACI Worldwide Corp	CONSULT	\$3,136,220	\$30,183	1/8/2018	1/7/2023
CPRMT211023-COA	Staples Business Advantage	EQUIP_MATL	\$3,000,000	\$190,300	1/24/2020	1/31/2023
CIT01222343-COOP	CAS Severn Inc	IT_HARDWARE_OTH	\$1,302,577	\$1,302,577	1/30/2022	1/29/2023
CIT01211155	Copper River Information Technology	CONSULT	\$909,039	\$225,000	1/2/2021	1/1/2022
CIT01233022	Copper River Information Technology	EQUIP_MATL	\$748,602	\$748,602	1/6/2023	1/5/2024
CQ19177A	AnnuK Incorporated	CONSULT	\$732,539	\$262,809	1/13/2019	1/12/2023
CIT01222189	Avaya Inc	IT_SOFTWARE_OTH	\$638,422	\$638,422	1/30/2022	1/29/2023
CQ19177G	Apex Consulting Services Group, Inc	CONSULT	\$533,246	\$107,243	1/13/2019	1/13/2023
CIT01211282	Copper River Information Technology	IT_HARDWARE_OTH	\$489,283	\$489,283	1/26/2021	1/30/2022
CIT01222117	Software Information Resource Corp SIRC	IT_SOFTWARE_OTH	\$251,034	\$251,034	1/30/2021	1/30/2022
CQ19089	Jones Lang LaSalle Americas Inc	CONSULT		\$170,216	1/1/2019	1/10/2020
FQ15124_AN N	AnnuK Incorporated	CONSULT		\$326,971	1/14/2016	1/30/2021
FQ15124_SIR C*	Software Information Resource Corporatio	CONSULT		\$387,750	1/13/2016	1/30/2021



WASHINGTON METROPOLITAN AREA TRANSIT AUTHORITY

(CIP0331) Enterprise Resource Planning Software Replacement

FY2023 Q2

Initiative Type: Project
 Investment Program: IT
 Investment Category: Business & Operations Support

Mode: Systemwide
 Location: Systemwide

Description

This project will implement a new enterprise resource planning (ERP) system. Metro will perform any necessary upgrades to the current ERP system to maximize vendor support until the current program sunsets.



Expected Outcome

Replaces the existing ERP system that is scheduled to sunset by the vendor in approximately 2030. Provides the financial management and related systems critical to compliant financial managing and reporting.

Strategic Drivers

 Safety	 Security	 Reliability/SGR
---	--	---

Overall Status

Development & Evaluation	●
Implementation & Construction	
Operations Activation	

Change order submitted to accelerate deliverable to June/July timeframe. RFe cently submitted procurement updates Phase 2 software & system integrator selection, pending final review and approval. Expected RFP to be issued in Q3 and procurement to occur in end of Q4.

Budget and Funding (\$ Millions)

FY23 Current Budget	YTD % Budget Expended
\$7.50	16%

FY23 Funding Sources	YTD Expended
Formula	\$0.00
PRIIA	\$0.00
Other	\$0.00
Federal Subtotal	\$0.00
System Performance	\$1.18
Reimbursable/Other	\$0.00
DC Dedicated Funding	\$0.00
MD Dedicated Funding	\$0.00
VA Non-Restricted Dedicated Funding	\$0.00
VA Restricted Dedicated Funding	\$0.00
Local Subtotal	\$1.18
Debt	\$0.00
Net Accruals	\$0.03
Total FY23 Expenditures	\$1.21



WASHINGTON METROPOLITAN AREA TRANSIT AUTHORITY

(CIP0331)

Top 30 Active Contracts by Allocated CIP Value

Contract Number	Vendor	Activity	Contract Value	Allocated CIP Value	Contract Start Date	Contract Expiration Date
CQ19104	Dell Marketing LP	EQUIP_MATL	\$194,300,000	\$23,067	1/23/2019	1/22/2023
CIT01211234-PMG	Accenture LLP	CONSULT	\$5,100,000	\$4,900,000	1/14/2022	1/12/2023
FQ15124_IEL	Ideal ERP, LLC	CONSULT		\$254,800	1/14/2016	1/30/2020
FQ15124_ERP	ERP Analysts Inc.	CONSULT		\$300,000	1/13/2016	1/30/2020
FQ15124_SFA	Susan Fitzgerald & Associates, Inc.	CONSULT		\$326,800	1/14/2016	1/30/2021
FQ15124_SYA	American CyberSystems Inc	CONSULT		\$328,013	1/14/2016	1/30/2020



WASHINGTON METROPOLITAN AREA TRANSIT AUTHORITY

(CIP0332) Fiber Optic Cable Installation

FY2023 Q2

Initiative Type: Project
 Investment Program: Signals & Communications
 Investment Category: Rail Systems

Mode: Systemwide
 Location: Systemwide

Description

This project will install fiber optic cable for connectivity throughout the system to adjoining communication rooms along the rail Right-of-Way (ROW) and determine the appropriate strategy for installing fiber optic cabling to ancillary rooms such as traction power substations, low voltage power rooms, vent shafts, and tie breaker stations.



Expected Outcome

Replaces outdated copper wiring with fiber optic cable increasing bandwidth, speeds, reliability and enabling Metro to upgrade communication infrastructure to modern equipment that requires fiber-optic connectivity. New cabling will improve Metro's ability to remotely monitor assets, increasing the efficiency of maintenance.

Strategic Drivers

 Safety	 Security	 Reliability/SGR
---	--	---

Overall Status

Development & Evaluation	
Implementation & Construction	●
Operations Activation	●

Below ground radio fiber installation has been largely completed; above ground expected to approach 50% completion by the end of FY2023. Surveying activities are ongoing and installation of IT ancillary fiber is in its initial stages below and above ground. Delivery and installation of Metro Box Enclosures (MBEs) is underway, and is expected to be roughly 50% complete by the end of FY2023. As of FY2023 Q2, efforts have been focused on reaching the South of National project milestone from Braddock Road to Alexandria Yard on the Yellow and Blue lines; by the end of the FY2023 all Radio and IT Ancillary work and MBE installation is expected to complete on this segment both within the Right of Way and in Communications Rooms.

Budget and Funding (\$ Millions)

FY23 Current Budget	YTD % Budget Expended
\$52.19	80%

FY23 Funding Sources	YTD Expended
Formula	\$0.00
PRIIA	\$0.00
Other	\$0.00
Federal Subtotal	\$0.00
System Performance	\$0.00
Reimbursable/Other	\$0.00
DC Dedicated Funding	\$0.15
MD Dedicated Funding	\$0.14
VA Non-Restricted Dedicated Funding	\$0.10
VA Restricted Dedicated Funding	\$0.03
Local Subtotal	\$45.17
Debt	\$44.76
Net Accruals	(\$3.47)
Total FY23 Expenditures	\$41.70

Notes: All figures are preliminary and unaudited.



WASHINGTON METROPOLITAN AREA TRANSIT AUTHORITY

(CIP0332)

Top 30 Active Contracts by Allocated CIP Value

Contract Number	Vendor	Activity	Contract Value	Allocated CIP Value	Contract Start Date	Contract Expiration Date
FIRPG211190	C3M Power Systems, LLC	CONSTRUCTION	\$175,791,200	\$23,400,000	1/16/2022	1/30/2027
FQ16148	C3M Power Systems, LLC	CONSTRUCTION	\$121,274,478	\$6,529,376	1/7/2017	1/31/2022
FRBIR222275	C3M Power Systems, LLC	CONSTRUCTION	\$108,102,205	\$4,816,186	1/26/2022	1/25/2027
FQ18033A	Parsons Transportation Group Inc	CONSULT	\$77,900,000	\$1,000,000	1/24/2018	1/24/2023
FQ18033F	DHA/RK&K Joint Venture	CONSULT	\$63,000,000	\$973,439	1/16/2018	1/16/2023
FQ18033I	AECOM-STV JV	CONSULT	\$55,500,000	\$7,217,442	1/1/2018	1/30/2025
FQ15192-FY19	Mott MacDonald I&E, LLC	ENGINEERING	\$50,000,000	\$4,527,432	1/4/2017	1/30/2020
C20088B	Yankee Line Transportation Management	3RD_PARTY	\$7,316,153	\$381,410	1/6/2020	1/2/2023
FQ18050 (E)	Anixter Wire And Cable	EQUIP_MATL		\$1,205,605	1/18/2018	1/22/2023



WASHINGTON METROPOLITAN AREA TRANSIT AUTHORITY

(CIP0335) Office Consolidation - District of Columbia

FY2023 Q2

Initiative Type: Project
 Investment Program: Support Equipment/Services
 Investment Category: Business & Operations Support

Mode: Systemwide
 Location: District of Columbia

Description

Part of Metro's regional office consolidation plan (combining 10 admin. facilities to four), this project funds the construction of a DC office building at 300 7th St. SW. The new site will be renovated to modern workplace standards, including new commercial amenities on the ground floor to activate the streetscape and benefit the community. In addition, Metro will improve the exterior appearance and add three floors, creating space for leases to generate additional revenue. The building will be designed to achieve LEED certification.



Expected Outcome

Updates and modernizes office space for employees that will streamline business processes, allow departments to be more logically organized and reduce Metro's long-term costs.

Strategic Drivers

 Safety	 Security	 Reliability/SGR
---	--	---

Overall Status

Development & Evaluation	
Implementation & Construction	●
Operations Activation	●

Tenant improvements continue during Q2 FY23 for DC Housing Authority. Work anticipated to be active until May Q4 FY23. Ground level retail portion substantial completion in Q2, upper floors to be completed in Q4 FY23.

Budget and Funding (\$ Millions)

FY23 Current Budget	YTD % Budget Expended
\$11.84	156%

FY23 Funding Sources	YTD Expended
Formula	\$0.00
PRIIA	\$0.00
Other	\$0.00
Federal Subtotal	\$0.00
System Performance	\$0.00
Reimbursable/Other	\$0.00
DC Dedicated Funding	\$0.00
MD Dedicated Funding	\$0.00
VA Non-Restricted Dedicated Funding	\$0.00
VA Restricted Dedicated Funding	\$0.00
Local Subtotal	\$18.38
Debt	\$18.38
Net Accruals	\$0.12
Total FY23 Expenditures	\$18.50



WASHINGTON METROPOLITAN AREA TRANSIT AUTHORITY

(CIP0335)

Top 30 Active Contracts by Allocated CIP Value

Contract Number	Vendor	Activity	Contract Value	Allocated CIP Value	Contract Start Date	Contract Expiration Date
CQ19104	Dell Marketing LP	EQUIP_MATL	\$93,300,000	\$80,248	1/23/2019	1/22/2022
FQ18033G	Gannett Fleming Engineers and Architects	CONSULT	\$90,000,000	\$100,000	1/23/2018	1/23/2023
FQ18033D	Jacobs Engineering Group, Inc.	CONSULT	\$82,500,000	\$42,602,194	1/21/2018	1/21/2023
C20053	Clearing Inc	CONSULT	\$8,958,233	\$7,158,233	1/10/2019	1/31/2024
17COUN024_HL	Hogan Lovells US LLP	CONSULT	\$1,097,480	\$350,000	1/1/2017	1/30/2020



WASHINGTON METROPOLITAN AREA TRANSIT AUTHORITY

(CIP0336) Facility Energy Management Upgrades

FY2023 Q2

Initiative Type: Program
 Investment Program: Support Equipment/Services
 Investment Category: Business & Operations Support

Mode: Systemwide
 Location:

Description

This program supports research, analysis and implementation of energy efficiency investments as well as purchase and management of energy as an asset.



Expected Outcome

Optimizes energy use and management strategies at Metro facilities and fleet.

Strategic Drivers

 Safety	 Security	 Reliability/SGR
---	--	---

Overall Status

(Programs are ongoing)

Development & Evaluation	
Implementation & Construction	
Operations Activation	

Metro completed an analysis of renewable energy purchasing in Virginia and executed a natural gas supply contract with that jurisdiction. Energy contracts with the other Compact jurisdictions (Maryland and District of Columbia) were executed in the previous fiscal year. There were no further milestones in Q2 FY2023, and this contract is expected to close in FY2023 Q3.

Budget and Funding (\$ Millions)

FY23 Current Budget	YTD % Budget Expended
\$0.00	0%

FY23 Funding Sources	YTD Expended
Formula	\$0.00
PRIIA	\$0.00
Other	\$0.00
Federal Subtotal	\$0.00
System Performance	\$0.05
Reimbursable/Other	\$0.00
DC Dedicated Funding	\$0.00
MD Dedicated Funding	\$0.00
VA Non-Restricted Dedicated Funding	\$0.00
VA Restricted Dedicated Funding	\$0.00
Local Subtotal	\$0.05
Debt	\$0.00
Net Accruals	\$0.00
Total FY23 Expenditures	\$0.05



WASHINGTON METROPOLITAN AREA TRANSIT AUTHORITY

(CIP0336)

Top 30 Active Contracts by Allocated CIP Value

Contract Number	Vendor	Activity	Contract Value	Allocated CIP Value	Contract Start Date	Contract Expiration Date
FQ180331	AECOM-STV JV	CONSULT	\$70,500,000	\$382,199	1/1/2018	1/30/2025



WASHINGTON METROPOLITAN AREA TRANSIT AUTHORITY

(CIP0337) Office Consolidation - Virginia

FY2023 Q2

Initiative Type: Project
 Investment Program: Support Equipment/Services
 Investment Category: Business & Operations Support

Mode: Systemwide
 Location: Commonwealth of Virginia

Description

This project constructs a new office building in Virginia as part of Metro's regional office consolidation plan. The new office building will be constructed near the Eisenhower Avenue Metrorail Station in Alexandria, Virginia. The building will be designed with the goal of achieving LEED certification and is part of the larger redevelopment of the Eisenhower Avenue corridor.



Expected Outcome

Updates and modernizes office space for employees that will streamline business process, allow departments to be more logically organized and reduce Metro's long-term costs.

Strategic Drivers

 Safety	 Security	 Reliability/SGR
---	--	---

Overall Status

Development & Evaluation	
Implementation & Construction	●
Operations Activation	●

Remaining roof work to complete in Q2. Furniture and HVAC commissioning now taking place in Q2/Q3 FY23. Tie-in now taking place for larger equipment. Substantial completion slated for end of Feb./March Q3 FY23, certificate of occupancy included in substantial completion. 60 day IT testing window to commence upon substantial completion. Move-in anticipated in Q4 FY23.

Budget and Funding (\$ Millions)

FY23 Current Budget	YTD % Budget Expended
\$71.10	43%

FY23 Funding Sources	YTD Expended
Formula	\$0.00
PRIIA	\$0.00
Other	\$0.00
Federal Subtotal	\$0.00
System Performance	\$0.00
Reimbursable/Other	\$0.00
DC Dedicated Funding	\$0.00
MD Dedicated Funding	\$0.00
VA Non-Restricted Dedicated Funding	\$0.00
VA Restricted Dedicated Funding	\$0.00
Local Subtotal	\$39.22
Debt	\$39.22
Net Accruals	(\$8.50)
Total FY23 Expenditures	\$30.72



WASHINGTON METROPOLITAN AREA TRANSIT AUTHORITY

(CIP0337)

Top 30 Active Contracts by Allocated CIP Value

Contract Number	Vendor	Activity	Contract Value	Allocated CIP Value	Contract Start Date	Contract Expiration Date
FQ15191-FY18	Gannett Fleming-Parsons Joint Venture II	CONSULT	\$100,000,000	\$145,893	1/11/2017	1/31/2020
CQ19104	Dell Marketing LP	EQUIP_MATL	\$93,300,000	\$81,539	1/23/2019	1/22/2022
FQ18033G	Gannett Fleming Engineers and Architects	CONSULT	\$90,000,000	\$160,000	1/23/2018	1/23/2023
FQ18033D	Jacobs Engineering Group, Inc.	CONSULT	\$89,500,000	\$533,797	1/21/2018	1/1/2024
FQ18033A	Parsons Transportation Group Inc	CONSULT	\$83,250,000	\$2,721,625	1/24/2018	1/1/2024
FQ19172D	Jacobs Engineering Group, Inc.	CONSULT	\$5,400,000	\$300,000	1/3/2019	1/3/2024



WASHINGTON METROPOLITAN AREA TRANSIT AUTHORITY

(CIP0338) Office Consolidation - Maryland

FY2023 Q2

Initiative Type: Project
 Investment Program: Support Equipment/Services
 Investment Category: Business & Operations Support

Mode: Systemwide
 Location: State of Maryland

Description

This project constructs a new office building in Maryland as part of Metro's regional office consolidation plan. The new building consolidates employees near the New Carrollton Metrorail Station in PG County. The station is a significant transit hub and is served by Metro, MARC, multiple local and regional buses, Amtrak, Greyhound, and in the future Maryland MTA Purple Line. The building will be designed to achieve LEED certification and is part of the continued development of New Carrollton.



Expected Outcome

Updates and modernizes office space for employees that will streamline business processes, allow departments to be more logically organized and reduce Metro's long-term costs.

Strategic Drivers

 Safety	 Security	 Reliability/SGR
---	--	---

Overall Status

Development & Evaluation	
Implementation & Construction	●
Operations Activation	●

Substantial completion occurred in Nov. Q2 FY23. Move-in started in Q2 and building is now being occupied. Punchlist items and requests for minor configuration/layout changes now being addressed, as well as long lead items on additional cameras. Close-out activities to continue for 2nd half of FY23.

Budget and Funding (\$ Millions)

FY23 Current Budget	YTD % Budget Expended
\$30.12	65%

FY23 Funding Sources	YTD Expended
Formula	\$0.00
PRIIA	\$0.00
Other	\$0.00
Federal Subtotal	\$0.00
System Performance	\$0.00
Reimbursable/Other	\$0.00
DC Dedicated Funding	\$0.00
MD Dedicated Funding	\$0.00
VA Non-Restricted Dedicated Funding	\$0.00
VA Restricted Dedicated Funding	\$0.00
Local Subtotal	\$34.77
Debt	\$34.77
Net Accruals	(\$15.17)
Total FY23 Expenditures	\$19.60

Notes: All figures are preliminary and unaudited.



WASHINGTON METROPOLITAN AREA TRANSIT AUTHORITY

(CIP0338)

Top 30 Active Contracts by Allocated CIP Value

Contract Number	Vendor	Activity	Contract Value	Allocated CIP Value	Contract Start Date	Contract Expiration Date
FQ15191-FY18	Gannett Fleming-Parsons Joint Venture II	CONSULT	\$100,000,000	\$13,260	1/11/2017	1/31/2020
CQ19104	Dell Marketing LP	EQUIP_MATL	\$93,300,000	\$84,683	1/23/2019	1/22/2022



WASHINGTON METROPOLITAN AREA TRANSIT AUTHORITY

(CIP0341) Rail System Standpipe Replacement Program

FY2023 Q2

Initiative Type: Program
 Investment Program: Station Systems
 Investment Category: Stations and Passenger Facilities

Mode: Rail
 Location: Systemwide

Description

This program replaces dry standpipes throughout the system that have reached the end of their useful life or need to be replaced based on asset condition.



Expected Outcome

Replaces dry standpipes used to extinguish fires in Metrorail tunnels and station platforms to keep assets in a state of good repair and in compliance with national and local regulatory maintenance standards.

Strategic Drivers

 Safety	 Security	 Reliability/SGR
---	--	---

Overall Status

(Programs are ongoing)

Development & Evaluation	
Implementation & Construction	●
Operations Activation	

Metro has completed 29 out of 29 dry standpipe system replacements on E Line. A new contract was executed in September to begin work on Part 2 of the systemwide rehabilitation of standpipe system. Under the new agreement Metro will work on 18 systems along the A, B and F lines.

Budget and Funding (\$ Millions)

FY23 Current Budget	YTD % Budget Expended
\$4.10	89%

FY23 Funding Sources	YTD Expended
Formula	\$0.00
PRIIA	\$0.00
Other	\$0.00
Federal Subtotal	\$0.00
System Performance	\$0.00
Reimbursable/Other	\$0.00
DC Dedicated Funding	\$0.00
MD Dedicated Funding	\$0.00
VA Non-Restricted Dedicated Funding	\$0.00
VA Restricted Dedicated Funding	\$0.00
Local Subtotal	\$3.89
Debt	\$3.89
Net Accruals	(\$0.24)
Total FY23 Expenditures	\$3.65



WASHINGTON METROPOLITAN AREA TRANSIT AUTHORITY

(CIP0341)

Top 30 Active Contracts by Allocated CIP Value

Contract Number	Vendor	Activity	Contract Value	Allocated CIP Value	Contract Start Date	Contract Expiration Date
FQ15191-FY18	Gannett Fleming-Parsons Joint Venture II	ENGINEERING	\$100,000,000	\$215,102	1/11/2017	1/31/2020
FQ18033G	Gannett Fleming Engineers and Architects	ENGINEERING	\$82,000,000	\$720,660	1/23/2018	1/23/2023
FQ15192-FY18	Mott MacDonald I&E, LLC	CONSULT	\$75,000,000	\$10,000	1/8/2017	1/31/2019
FQ18033F	DHA/RK&K Joint Venture	CONSULT	\$70,000,000	\$389,209	1/16/2018	1/16/2023
FQ18033B	HNTB Corporation	ENGINEERING	\$65,000,000	\$60,000	1/2/2018	1/2/2023
FQ15191-FY19	Gannett Fleming-Parsons Joint Venture II	CONSULT	\$64,000,000	\$137,131	1/2/2017	1/30/2020
C20147	K&J Safety & Security Consulting	CONSTRUCTION	\$19,773,890	\$25,758	1/30/2020	1/31/2025
FQ18109	M & M Welding & Fabricators Inc	CONSTRUCTION	\$18,966,661	\$18,966,661	1/24/2018	1/23/2021
FRBIR222210	Property & Environmental Management Inc	CONSTRUCTION	\$15,680,421	\$13,580,421	1/16/2022	1/29/2025
C20113	Transportation Management Service Inc	3RD_PARTY	\$7,330,759	\$13,117	1/22/2020	1/21/2022
C20088B	Yankee Line Transportation Management	3RD_PARTY	\$5,467,383	\$8,750	1/6/2020	1/2/2023
FQ16036-G	F.H. Paschen, S.N. Nielsen & Assoc., LLC	CONSTRUCTION	\$4,124,317	\$666,200	1/15/2018	1/9/2022



WASHINGTON METROPOLITAN AREA TRANSIT AUTHORITY

(CIP0342) Information Technology Hardware State of Good Repair

FY2023 Q2

Initiative Type: Program
 Investment Program: IT
 Investment Category: Business & Operations Support

Mode: Systemwide
 Location: Systemwide

Description

This program implements data center infrastructure technology improvements to achieve higher operational efficiencies, increases capacity and service availability and reduces risk to the underlying business functions and communications network.



Expected Outcome

Supports continuity of operations by providing efficient, reliable, and secure computing and network infrastructure, communications hardware, and edge devices.

Strategic Drivers

Safety Security Reliability/SGR

Overall Status

(Programs are ongoing)

Development & Evaluation	●
Implementation & Construction	●
Operations Activation	●

In Q2, Metro continues to keep hardware in the state of good repair by replacing SAN switches, memory CPUs, library tapes (data backup), replacing wifi equipment and peripherals as well as laptops/computers as they're nearing the end of the useful life.

Budget and Funding (\$ Millions)

FY23 Current Budget	YTD % Budget Expended
\$16.13	55%

FY23 Funding Sources	YTD Expended
Formula	\$0.00
PRIIA	\$0.00
Other	\$0.00
Federal Subtotal	\$0.00
System Performance	\$0.00
Reimbursable/Other	\$0.00
DC Dedicated Funding	\$2.52
MD Dedicated Funding	\$2.36
VA Non-Restricted Dedicated Funding	\$1.68
VA Restricted Dedicated Funding	\$0.50
Local Subtotal	\$7.06
Debt	\$0.00
Net Accruals	\$1.83
Total FY23 Expenditures	\$8.88



WASHINGTON METROPOLITAN AREA TRANSIT AUTHORITY

(CIP0342)

Top 30 Active Contracts by Allocated CIP Value

Contract Number	Vendor	Activity	Contract Value	Allocated CIP Value	Contract Start Date	Contract Expiration Date
CQ18183	Mythics, Inc.	CONSULT	\$40,402,915	\$179,320	1/16/2018	1/15/2025
CQ19104	Dell Marketing LP	IT_HARDWARE_OT H	\$35,000,000	\$84,110	1/23/2019	1/22/2022
CIT01211282	Copper River Information Technology	EQUIP_MATL	\$17,540,063	\$1,071,887	1/26/2021	1/30/2022
FQ16036B	The Matthews Group, Inc. T/A TMG Constru	CONSTRUCTION	\$17,394,226	\$8,000	1/10/2017	1/9/2022
CQ19177C_R EV1	Los Alamos Technical Associates Inc	CONSULT	\$5,426,912	\$319,362	1/13/2019	1/12/2021
CQ19100 AV	Avaya Inc	IT_SOFTWARE_OTH	\$2,073,555	\$2,013,555	1/1/2019	1/18/2022
CIT01211136 R	CAS Severn Inc	IT_HARDWARE_OT H	\$1,890,000	\$1,890,000	1/5/2021	1/4/2022
CQ19177E	Susan Fitzgerald & Associates, Inc.	CONSULT	\$810,856	\$591,888	1/13/2019	1/12/2020
CQ19246	Copper River Information Technology	IT_SOFTWARE_OTH	\$643,714	\$643,714	1/25/2019	1/24/2020
CQ19177D	Networking for Future, Inc. (NFF, Inc.)	CONSULT	\$538,851	\$270,931	1/13/2019	1/12/2023
CQ19080	MVS Inc	IT_HARDWARE_OT H	\$482,851	\$482,851	1/31/2019	1/30/2020
CQ19177A	AnnuK Incorporated	CONSULT	\$469,730	\$468,730	1/13/2019	1/12/2023
CQ19176	Copper River Information Technology	IT_SOFTWARE_OTH	\$468,639	\$468,639	1/11/2019	1/10/2020
CQ19177B	CLAVIS LLC	CONSULT	\$346,600	\$345,600	1/13/2019	1/12/2023
CQ20004	Accelera Solutions, Inc.	IT_HARDWARE_OT H	\$304,845	\$304,845	1/26/2019	1/25/2020
CIT0122245- EH	Business Marketers Group Inc	EQUIP_MATL	\$291,600	\$291,600	1/13/2022	1/18/2023
CIT01222182	Avaya Inc	CONSULT	\$195,411	\$195,411	1/31/2022	1/30/2023
CQ20006	CMG Media Ventures LLC	EQUIP_MATL	\$82,320	\$81,420	1/4/2019	1/3/2024
CQ19177G	Apex Consulting Services Group, Inc	CONSULT	\$71,682	\$70,682	1/13/2019	1/12/2022
FQ15124_SY A	American CyberSystems Inc	CONSULT		\$128,250	1/14/2016	1/30/2020
FQ15124_NF F	Networking for Future, Inc. (NFF, Inc.)	CONSULT		\$60,662	1/14/2016	1/30/2021
FQ15124_SIR C*	Software Information Resource Corporatio	CONSULT		\$137,092	1/13/2016	1/30/2021
FQ15124_CO M	Compass Solutions LLC	CONSULT		\$240,000	1/14/2016	1/30/2021
FQ15124_VIV	Viva USA Inc	CONSULT		\$275,678	1/14/2016	1/30/2020



WASHINGTON METROPOLITAN AREA TRANSIT AUTHORITY

(CIP0343) Information Technology Software State of Good Repair

FY2023 Q2

Initiative Type: Program
 Investment Program: IT
 Investment Category: Business & Operations Support

Mode: Systemwide
 Location:

Description

This program supports state of good repair activities for critical software applications including web applications, cybersecurity, rail operations, enterprise resource planning (ERP) systems.



Expected Outcome

Provides continuity of operations and data security of critical information software applications.

Strategic Drivers



Overall Status

(Programs are ongoing)

Development & Evaluation	
Implementation & Construction	
Operations Activation	

Scope of work continues to be in development.

Budget and Funding (\$ Millions)

FY23 Current Budget	YTD % Budget Expended
\$0.00	0%

FY23 Funding Sources	YTD Expended
Formula	\$0.00
PRIIA	\$0.00
Other	\$0.00
Federal Subtotal	\$0.00
System Performance	\$0.00
Reimbursable/Other	\$0.00
DC Dedicated Funding	\$0.60
MD Dedicated Funding	\$0.56
VA Non-Restricted Dedicated Funding	\$0.40
VA Restricted Dedicated Funding	\$0.12
Local Subtotal	\$1.67
Debt	\$0.00
Net Accruals	(\$0.07)
Total FY23 Expenditures	\$1.60



WASHINGTON METROPOLITAN AREA TRANSIT AUTHORITY

(CIP0343)

Top 30 Active Contracts by Allocated CIP Value

Contract Number	Vendor	Activity	Contract Value	Allocated CIP Value	Contract Start Date	Contract Expiration Date
FQ14079	Birlasoft Consulting Inc.	CONSULT	\$10,605,258	\$374,257	1/15/2014	1/30/2020
CQ19177E	Susan Fitzgerald & Associates, Inc.	CONSULT	\$5,426,912	\$177,840	1/13/2019	1/12/2021
CATS20101-22-T00012	Advanced Digital Systems, Inc.	CONSULT	\$1,406,016	\$1,406,016	1/11/2022	1/30/2022
CIT01222273	EastBanc Technologies, LLC	CONSULT	\$1,056,540	\$250,160	1/4/2022	1/3/2023
CIT01211155	Copper River Information Technology	EQUIP_MATL	\$684,039	\$684,039	1/2/2021	1/1/2022
CIT01222015	Signature Technologies Inc	CONSULT	\$185,153	\$185,153	1/14/2021	1/13/2022
CIT01222116	Susan Fitzgerald & Associates, Inc.	CONSULT	\$173,443	\$173,443	1/5/2021	1/30/2022
FQ15124_AN N	Annuk Incorporated	CONSULT		\$559,640	1/14/2016	1/30/2020
FQ15124_IEL	Ideal ERP, LLC	CONSULT		\$446,400	1/14/2016	1/30/2021
FQ15124_SIR C*	Software Information Resource Corporatio	CONSULT		\$248,820	1/13/2016	1/30/2020
FQ15124_CW	CW Professional Services LLC	CONSULT		\$245,621	1/13/2016	1/30/2020
FQ15124_CO M	Compass Solutions LLC	CONSULT		\$222,720	1/14/2016	1/30/2020
FQ15124_LSI	LanceSoft Inc	CONSULT		\$170,980	1/14/2016	1/30/2020
FQ15124_22N D*	22nd Century Technologies Inc	CONSULT		\$140,787	1/13/2016	1/30/2020
FQ15124_LIM	Limbic Systems Inc	CONSULT		\$126,500	1/14/2016	1/30/2020
FQ15124_VIV	Viva USA Inc	CONSULT		\$170,880	1/14/2016	1/30/2020
FQ15124_TRI	Trigyn Technologies, Inc.	CONSULT		\$173,140	1/14/2016	1/30/2020
FQ15124_CO MTECH	Comtech LLC	CONSULT		\$198,000	1/14/2016	1/30/2021
FQ15124_TE C	TechnoGen, Inc.	CONSULT		\$190,000	1/14/2016	1/30/2020
FQ15124_SFI	Spatial Front, Inc.	CONSULT		\$202,600	1/14/2016	1/30/2020
FQ15124_NF F	Networking for Future, Inc. (NFF, Inc.)	CONSULT		\$223,676	1/14/2016	1/30/2020
FQ15124_VGI	V Group Inc	CONSULT		\$248,047	1/14/2016	1/30/2020
FQ15124_ER P	ERP Analysts Inc.	CONSULT		\$316,800	1/13/2016	1/30/2020
FQ15124_SFA	Susan Fitzgerald & Associates, Inc.	CONSULT		\$372,658	1/14/2016	1/30/2020
FQ15124_SY A	American CyberSystems Inc	CONSULT		\$434,496	1/14/2016	1/30/2020
FQ15124_JM T	Johnson, Mirmiran & Thompson Inc.	CONSULT		\$514,800	1/14/2016	1/30/2020
FQ15124_ECI	ELA Consulting	CONSULT		\$573,350	1/14/2016	1/30/2020
FQ15124_AD S	Advanced Digital Systems, Inc.	CONSULT		\$575,808	1/14/2016	1/30/2020
FQ15124_EB T	EastBanc Technologies, LLC	CONSULT		\$1,417,166	1/14/2016	1/30/2020
FQ15124_C2 H	CH2M HILL Inc	CONSULT		\$2,168,288	1/14/2016	1/30/2020



WASHINGTON METROPOLITAN AREA TRANSIT AUTHORITY

(CIP0347) Accounting Capital Program Support

FY2023 Q2

Initiative Type: Program
 Investment Program: Support Equipment/Services
 Investment Category: Business & Operations Support

Mode: Systemwide
 Location: Systemwide

Description

This program provides accounting support to Metro's capital program. This includes tracking depreciation, maintaining an inventory of capital assets, reviewing invoices for projects and communicating with stakeholders.



Expected Outcome

Financial reporting entries for expenses and capital assets. This includes documenting depreciation of fixed assets and conducting a biannual inventory of capital assets. This program supports accurate and reliable financial reporting.

Strategic Drivers

 Safety	 Security	 Reliability/SGR
---	--	---

Overall Status

(Programs are ongoing)

Development & Evaluation	
Implementation & Construction	
Operations Activation	

Continous Staff support for capital program procurement activity including support for the management and oversight of Metro's Small Business and Disadvantaged Business Enterprise Programs.

Budget and Funding (\$ Millions)

FY23 Current Budget	YTD % Budget Expended
\$2.34	24%

FY23 Funding Sources	YTD Expended
Formula	\$0.00
PRIIA	\$0.00
Other	\$0.00
Federal Subtotal	\$0.00
System Performance	\$0.57
Reimbursable/Other	\$0.00
DC Dedicated Funding	\$0.00
MD Dedicated Funding	\$0.00
VA Non-Restricted Dedicated Funding	\$0.00
VA Restricted Dedicated Funding	\$0.00
Local Subtotal	\$0.57
Debt	\$0.00
Net Accruals	\$0.00
Total FY23 Expenditures	\$0.57



There are no active contracts associated with this CIP



WASHINGTON METROPOLITAN AREA TRANSIT AUTHORITY

(CIP0348) Structural Rehabilitation - Package A

FY2023 Q2

Initiative Type: Project
 Investment Program: Structures
 Investment Category: Track and Structures Rehabilitation

Mode: Rail
 Location: Systemwide

Description

This project rehabilitates structural and system components of bridges, aerial structures, and the station platform canopy at Rockville Station.



Expected Outcome

Addresses structural issues on bridges, aerial structures, and the Rockville Station canopy identified during Metro safety inspections. Prevents emergency shutdowns of rail service due to structural deficiencies.

Strategic Drivers

		
Safety	Security	Reliability/SGR

Overall Status

Development & Evaluation	
Implementation & Construction	●
Operations Activation	●

Installation of bus shelters at Rockville was completed in Q2 FY2023, and nearly two thirds of all hammer head concrete pours has been completed at the Grovesnor and D&G Connector. Interior beam work at the Segmental Bridges is underway and is expected to complete by Q4 FY2023.

Budget and Funding (\$ Millions)

FY23 Current Budget	YTD % Budget Expended
\$30.08	73%

FY23 Funding Sources	YTD Expended
Formula	\$0.00
PRIIA	\$0.00
Other	\$0.00
Federal Subtotal	\$0.00
System Performance	\$0.00
Reimbursable/Other	\$0.00
DC Dedicated Funding	\$0.16
MD Dedicated Funding	\$0.15
VA Non-Restricted Dedicated Funding	\$0.10
VA Restricted Dedicated Funding	\$0.03
Local Subtotal	\$21.07
Debt	\$20.63
Net Accruals	\$1.03
Total FY23 Expenditures	\$22.10



WASHINGTON METROPOLITAN AREA TRANSIT AUTHORITY

(CIP0348)

Top 30 Active Contracts by Allocated CIP Value

Contract Number	Vendor	Activity	Contract Value	Allocated CIP Value	Contract Start Date	Contract Expiration Date
FQ18033F	DHA/RK&K Joint Venture	CONSULT	\$78,000,000	\$100,000	1/16/2018	1/16/2023
FQ15192-FY18	Mott MacDonald I&E, LLC	CONSULT	\$75,000,000	\$100,000	1/8/2017	1/31/2019
FQ19172G	Gannett Fleming Engineers and Architects	ENGINEERING	\$70,250,000	\$755,933	1/3/2019	1/3/2024
FQ18033B	HNTB Corporation	ENGINEERING	\$65,000,000	\$200,000	1/2/2018	1/2/2023
FQ18033C	WSP USA Inc.	CONSULT	\$60,000,000	\$2,500	1/15/2018	1/15/2023
FQ18033A	Parsons Transportation Group Inc	CONSULT	\$50,000,000	\$375,931	1/24/2018	1/24/2023
FIRPG211113	W M Schlosser Co Inc	CONSTRUCTION	\$49,477,000	\$49,477,000	1/8/2021	1/30/2022
FQ15190A	AECOM, USA, INC.	CONSULT	\$30,500,000	\$82,375	1/29/2018	1/28/2023
C20113	Transportation Management Service Inc	3RD_PARTY	\$10,784,752	\$2,362,946	1/22/2020	1/21/2022
FQ18110	CHK America Inc	EQUIP_MATL	\$8,635,950	\$51,975	1/12/2018	1/11/2022
C20088B	Yankee Line Transportation Management	3RD_PARTY	\$7,316,153	\$597,317	1/6/2020	1/2/2023
C20088C	Dillons Bus Service Inc	3RD_PARTY	\$6,468,654	\$6,468,654	1/3/2020	1/2/2023



WASHINGTON METROPOLITAN AREA TRANSIT AUTHORITY

(CIP0349) Yellow Line Tunnel and Bridge Rehabilitation

FY2023 Q2

Initiative Type: Project
 Investment Program: Structures
 Investment Category: Track and Structures Rehabilitation

Mode: Rail
 Location: District of Columbia

Description

This project rehabilitates sections of tunnel and the Potomac River Bridge located between L'Enfant Plaza and Pentagon Stations.



Expected Outcome

Prevents failure of the Yellow Line tunnel by addressing structural degradation of the tunnel liner. Extends the life of the tunnel and bridge to maintain the continuity of service and safety of Metro's customers and employees.

Strategic Drivers

		
Safety	Security	Reliability/SGR

Overall Status

Development & Evaluation	
Implementation & Construction	●
Operations Activation	●

Shutdown commenced Sep. 10th in FY23 and will persist until May 6th, Q4 FY23. Plate welding began in Q2 for the tunnel liner. Additional work outside of tunnel liner and bridge rehab to include: comms, emergency phones, ATC, lighting, CCTV, amongst other work elements. Bridge bearings, post install inspections and track re-alignment to commence in Q3 FY23. Tunnel insulators and anchor bolts for the 3rd rail to commence in early Q4 FY23.

Budget and Funding (\$ Millions)

FY23 Current Budget	YTD % Budget Expended
\$288.69	57%

FY23 Funding Sources	YTD Expended
Formula	\$80.51
PRIIA	\$0.00
Other	\$0.00
Federal Subtotal	\$80.51
System Performance	\$1.72
Reimbursable/Other	\$0.00
DC Dedicated Funding	\$21.21
MD Dedicated Funding	\$19.84
VA Non-Restricted Dedicated Funding	\$14.15
VA Restricted Dedicated Funding	\$4.20
Local Subtotal	\$63.87
Debt	\$2.75
Net Accruals	\$20.28
Total FY23 Expenditures	\$164.67



WASHINGTON METROPOLITAN AREA TRANSIT AUTHORITY

(CIP0349)

Top 30 Active Contracts by Allocated CIP Value

Contract Number	Vendor	Activity	Contract Value	Allocated CIP Value	Contract Start Date	Contract Expiration Date
FQ18033F	DHA/RK&K Joint Venture	CONSULT	\$95,000,000	\$1,210,930	1/16/2018	1/16/2023
FQ15192-FY18	Mott MacDonald I&E, LLC	CONSULT	\$75,000,000	\$500,000	1/8/2017	1/31/2019
FQ19172G	Gannett Fleming Engineers and Architects	CONSTRUCTION	\$70,250,000	\$189,574	1/3/2019	1/3/2024
FQ18033B	HNTB Corporation	ENGINEERING	\$65,000,000	\$383,000	1/2/2018	1/2/2023
FQ18033A	Parsons Transportation Group Inc	ENGINEERING	\$45,000,000	\$3,319,896	1/24/2018	1/24/2023
C20147	K&J Safety & Security Consulting	CONSTRUCTION	\$19,773,890	\$64,243	1/30/2020	1/31/2025
C20088B	Yankee Line Transportation Management	3RD_PARTY	\$15,205,088	\$7,906,335	1/6/2020	1/2/2023
C20113	Transportation Management Service Inc	3RD_PARTY	\$13,004,797	\$5,201	1/22/2020	1/21/2023
FQ19172N	RK&K	ENGINEERING	\$10,050,000	\$8,216,591	1/3/2019	1/3/2024
FQ18110	CHK America Inc	EQUIP_MATL	\$8,635,950	\$25,988	1/12/2018	1/11/2022
CCSCM211074	Sharp And Company	3RD_PARTY	\$5,868,000	\$781,454	1/17/2021	1/17/2023
FIRPG211117AWD	Kiewit Infrastructure Company	CONSTRUCTION	\$1,876,800	\$1,876,800	1/1/2021	1/27/2022



WASHINGTON METROPOLITAN AREA TRANSIT AUTHORITY

(CIP0352) Rail Station Platform Canopy Rehabilitation Program

FY2023 Q2

Initiative Type: Program
 Investment Program: Platforms & Structures
 Investment Category: Stations and Passenger Facilities

Mode: Rail
 Location: Systemwide

Description

This program replaces or rehabilitates platform canopies at various Metrorail stations to maintain them in a state of good repair.



Expected Outcome

Provides customers with shelter from the elements on outdoor platforms and extends the life of Metro's platform assets and helps prevent future safety issues.

Strategic Drivers

 Safety	 Security	 Reliability/SGR
---	--	---

Overall Status

(Programs are ongoing)

Development & Evaluation	
Implementation & Construction	●
Operations Activation	

In Q2 work on Shady Grove was completed. A descope of work in Twinbrook is under negotiation (3 items - roof installation, concrete scalout and fall protection system).

Budget and Funding (\$ Millions)

FY23 Current Budget	YTD % Budget Expended
\$0.00	0%

FY23 Funding Sources	YTD Expended
Formula	\$0.00
PRIIA	\$0.00
Other	\$0.00
Federal Subtotal	\$0.00
System Performance	\$0.00
Reimbursable/Other	\$0.00
DC Dedicated Funding	\$0.17
MD Dedicated Funding	\$0.16
VA Non-Restricted Dedicated Funding	\$0.12
VA Restricted Dedicated Funding	\$0.03
Local Subtotal	\$0.51
Debt	\$0.02
Net Accruals	\$0.05
Total FY23 Expenditures	\$0.56

Notes: All figures are preliminary and unaudited.



WASHINGTON METROPOLITAN AREA TRANSIT AUTHORITY

(CIP0352)

Top 30 Active Contracts by Allocated CIP Value

Contract Number	Vendor	Activity	Contract Value	Allocated CIP Value	Contract Start Date	Contract Expiration Date
FQ18033G	Gannett Fleming Engineers and Architects	CONSULT	\$90,000,000	\$549,281	1/23/2018	1/23/2023
FQ18033F	DHA/RK&K Joint Venture	CONSULT	\$88,000,000	\$19,658	1/16/2018	1/16/2023
FQ19172G	Gannett Fleming Engineers and Architects	ENGINEERING	\$70,250,000	\$14,969	1/3/2019	1/3/2024
FQ18033A	Parsons Transportation Group Inc	CONSULT	\$50,000,000	\$10,000	1/24/2018	1/24/2023
FQ19021B	Harbor Roofing and Contracting Inc	CONSTRUCTION	\$10,000,000	\$2,425,015	1/30/2019	1/29/2021



WASHINGTON METROPOLITAN AREA TRANSIT AUTHORITY

(CIP0354) ePerformance and eCompensation Upgrades

FY2023 Q2

Initiative Type: Project
 Investment Program: IT
 Investment Category: Business & Operations Support

Mode: Systemwide
 Location: Systemwide

Description

This project develops and deploys new modules for ePerformance and eCompensation, including the design, requirements, development, testing, and deployment of these modules.



Expected Outcome

Aligns organizational resources and systems for employee performance to improve analysis of performance-related metrics and increase options for data-driven gap analysis. Improves compensation programs for employees through planning, administration, and reporting activities.

Strategic Drivers

 Safety	 Security	 Reliability/SGR
---	--	---

Overall Status

Development & Evaluation	
Implementation & Construction	●
Operations Activation	●

This project has encountered delays due to staffing transitions. Funding expected to be utilized for staff augmentation under the WITTS contract.

Budget and Funding (\$ Millions)

FY23 Current Budget	YTD % Budget Expended
\$0.70	0%

FY23 Funding Sources	YTD Expended
Formula	\$0.00
PRIIA	\$0.00
Other	\$0.00
Federal Subtotal	\$0.00
System Performance	\$0.00
Reimbursable/Other	\$0.00
DC Dedicated Funding	\$0.00
MD Dedicated Funding	\$0.00
VA Non-Restricted Dedicated Funding	\$0.00
VA Restricted Dedicated Funding	\$0.00
Local Subtotal	\$0.00
Debt	\$0.00
Net Accruals	\$0.00
Total FY23 Expenditures	\$0.00



WASHINGTON METROPOLITAN AREA TRANSIT AUTHORITY

(CIP0354)

Top 30 Active Contracts by Allocated CIP Value

Contract Number	Vendor	Activity	Contract Value	Allocated CIP Value	Contract Start Date	Contract Expiration Date
FQ15124_ER P	ERP Analysts Inc.	CONSULT		\$78,267	1/13/2016	1/30/2021
FQ15124_SFA	Susan Fitzgerald & Associates, Inc.	CONSULT		\$330,240	1/14/2016	1/30/2021



WASHINGTON METROPOLITAN AREA TRANSIT AUTHORITY

(CIP0355) Zero Emission Bus Acquisition and Evaluation

FY2023 Q2

Initiative Type: Project
 Investment Program: Acquisition
 Investment Category: Bus, Bus Facilities & Paratransit

Mode: Bus
 Location: Systemwide

Description

This project purchases electric buses and evaluates the transition of the fleet to zero emissions technology. Results of the evaluation will inform, guide, and direct Metro's future bus fleet strategy and plans for supporting equipment and infrastructure.



Expected Outcome

Results of the pilot will inform and guide Metro's strategy for the future bus fleet. Zero-emission buses are expected to bring value by reducing local air pollution, providing a quieter, smoother ride and supporting a more livable region.

Strategic Drivers

Safety	Security	Reliability/SGR

Overall Status

Development & Evaluation	
Implementation & Construction	●
Operations Activation	●

Metro anticipates receipt of 12 buses (10, 40' and 2, 60') in total in FY2023. Two 60-foot battery-electric bus are expected to be delivered during Q2 and ten 40-foot battery-electric buses are now scheduled to be delivered in Q3 FY2023. Shepherd Parkway Make-Ready expected to be in place - Phase 1 for 60' bus pantographs and chargers now expected to be complete in FY23 Q3/Q4. Phase 2 for 40' bus pantographs and chargers scheduled to complete by FY24 Q4.

Budget and Funding (\$ Millions)

FY23 Current Budget	YTD % Budget Expended
\$13.71	21%

FY23 Funding Sources	YTD Expended
Formula	\$0.06
PRIIA	\$0.00
Other	\$0.00
Federal Subtotal	\$0.06
System Performance	\$0.00
Reimbursable/Other	\$0.00
DC Dedicated Funding	\$0.00
MD Dedicated Funding	\$0.00
VA Non-Restricted Dedicated Funding	\$0.00
VA Restricted Dedicated Funding	\$0.00
Local Subtotal	\$2.58
Debt	\$2.58
Net Accruals	\$0.19
Total FY23 Expenditures	\$2.83

Notes: All figures are preliminary and unaudited.



WASHINGTON METROPOLITAN AREA TRANSIT AUTHORITY

(CIP0355)

Top 30 Active Contracts by Allocated CIP Value

Contract Number	Vendor	Activity	Contract Value	Allocated CIP Value	Contract Start Date	Contract Expiration Date
FQ19144B-2	Hensel Phelps Construction Co	CONSTRUCTION	\$252,911,000	\$319,499	1/8/2021	1/31/2027
FQ18033F	DHA/RK&K Joint Venture	CONSULT	\$95,000,000	\$50,000	1/16/2018	1/16/2023
FQ19172A	AECOM, USA, INC.	CONSULT	\$16,200,000	\$191,739	1/3/2019	1/3/2024
FQ15005A	AECOM, USA, INC.	CONSULT	\$10,967,287	\$567,068	1/5/2015	1/31/2023
7828	New Flyer of America Inc	BUS_ARTICULATED	\$4,243,831	\$4,243,831	1/19/2022	1/31/2023
COBTR22233 6-BTK	Rosendin Electric Inc	EQUIP_MATL	\$2,098,653	\$2,098,653	1/7/2023	1/6/2026
C20102L	WSP USA Inc.	CONSULT	\$2,062,556	\$1,598,605	1/1/2020	1/30/2023
7759	Center for Transportation & Environment	CONSULT	\$374,500	\$374,500	1/28/2020	1/1/2024



WASHINGTON METROPOLITAN AREA TRANSIT AUTHORITY

(CIP0356) Tunnel Ventilation Improvements - Red Line Pilot

FY2023 Q2

Initiative Type: Project
 Investment Program: Structures
 Investment Category: Track and Structures Rehabilitation

Mode: Rail
 Location: District of Columbia

Description

The project performs a pilot and evaluation to add ventilation fans and upgrade shaft components. The pilot will be implemented on the Red Line between Woodley Park through Cleveland Park Metrorail Stations. If successful, the project will serve as a proof of concept for future designs across the Metrorail System and will be used to update Metro's ventilation design criteria.



Expected Outcome

Improves ventilation infrastructure to expel smoke from tunnels in the event of a fire incident.

Strategic Drivers



Safety



Security



Reliability/SGR

Overall Status

Development & Evaluation	
Implementation & Construction	●
Operations Activation	●

Metro is building mezzanine platforms over tracks to house upgraded fans that will improve tunnel ventilation from Woodley Park to Cleveland park stations along the Red Line. Concrete pouring over tracks is anticipated in Q3 FY2023. In Q2, FY2023 - Several installation/upgrades were applied. The Rough in Panels and Transformer(electrical), LV Switchgear - Fabrication & Delivery (electrical), Construct Barrier Wall at FA6 at Platform Level, VA8 Fabricated materials for grating tread stair (construct of steel platform),VA9 Installation of Main Structural Steel Platform & Motor Control Centers (AC Room Equipment Fabrication & Install).

Budget and Funding (\$ Millions)

FY23 Current Budget	YTD % Budget Expended
\$12.61	60%

FY23 Funding Sources	YTD Expended
Formula	\$0.00
PRIIA	\$0.00
Other	\$0.00
Federal Subtotal	\$0.00
System Performance	\$0.00
Reimbursable/Other	\$0.00
DC Dedicated Funding	\$0.00
MD Dedicated Funding	\$0.00
VA Non-Restricted Dedicated Funding	\$0.00
VA Restricted Dedicated Funding	\$0.00
Local Subtotal	\$8.32
Debt	\$8.31
Net Accruals	(\$0.76)
Total FY23 Expenditures	\$7.56

Notes: All figures are preliminary and unaudited.



WASHINGTON METROPOLITAN AREA TRANSIT AUTHORITY

(CIP0356) Top 30 Active Contracts by Allocated CIP Value

Contract Number	Vendor	Activity	Contract Value	Allocated CIP Value	Contract Start Date	Contract Expiration Date
FQ18033G	Gannett Fleming Engineers and Architects	CONSULT	\$98,900,000	\$8,646,254	1/23/2018	1/23/2023
FQ15192-FY18	Mott MacDonald I&E, LLC	CONSULT	\$75,000,000	\$100,000	1/8/2017	1/31/2019
FQ18033B	HNTB Corporation	ENGINEERING	\$65,000,000	\$10,000	1/2/2018	1/2/2023
FQ18033C	WSP USA Inc.	CONSULT	\$60,000,000	\$2,500	1/15/2018	1/15/2023
FIRPG211104	Potomac Construction Co Inc	CONSTRUCTION	\$33,944,083	\$33,944,083	1/16/2021	1/29/2022
CIT01211282	Copper River Information Technology	EQUIP_MATL	\$22,061,314	\$48,290	1/26/2021	1/31/2024
FQ18110	CHK America Inc	3RD_PARTY	\$14,443,906	\$18,165	1/12/2018	1/11/2023
C20113	Transportation Management Service Inc	3RD_PARTY	\$10,784,752	\$88,000	1/22/2020	1/21/2022
FQ19172M	Mott MacDonald-WSP Joint Venture	ENGINEERING	\$10,000,000	\$985,337	1/3/2019	1/3/2024
CQ15052	Wabtec Transportation Systems LLC	CONSULT	\$3,522,520	\$9,004	1/31/2015	1/31/2021
CCSCM211074	Sharp And Company	CONSULT	\$1,768,000	\$320,891	1/17/2021	1/17/2023



WASHINGTON METROPOLITAN AREA TRANSIT AUTHORITY

(CIP0357) Cybersecurity Legacy Software Improvements

FY2023 Q2

Initiative Type: Project
 Investment Program: IT
 Investment Category: Business & Operations Support

Mode: Systemwide
 Location: Systemwide

Description

This project will improve, maintain and upgrade applications to improve cybersecurity.



Expected Outcome

Protects Metro IT systems from cybersecurity risks through direct improvements, maintenance and upgrade of existing systems and technologies across the system.

Strategic Drivers

 Safety	 Security	 Reliability/SGR
---	--	---

Overall Status

Development & Evaluation	
Implementation & Construction	●
Operations Activation	

This CIP addresses cybersecurity for legacy systems, 20 staff (instead of 30 original) in the cyber organizations supporting existing technology deployment and maintenance of a small set of technologies that protect WMATA networks. Work continues through FY2023.

Budget and Funding (\$ Millions)

FY23 Current Budget	YTD % Budget Expended
\$3.70	56%

FY23 Funding Sources	YTD Expended
Formula	\$0.00
PRIIA	\$0.00
Other	\$0.00
Federal Subtotal	\$0.00
System Performance	\$0.00
Reimbursable/Other	\$0.00
DC Dedicated Funding	\$0.74
MD Dedicated Funding	\$0.69
VA Non-Restricted Dedicated Funding	\$0.49
VA Restricted Dedicated Funding	\$0.15
Local Subtotal	\$2.07
Debt	\$0.00
Net Accruals	(\$0.01)
Total FY23 Expenditures	\$2.06



There are no active contracts associated with this CIP



WASHINGTON METROPOLITAN AREA TRANSIT AUTHORITY

(CIP0358) Business Systems State of Good Repair

FY2023 Q2

Initiative Type: Program
 Investment Program: IT
 Investment Category: Business & Operations Support

Mode: Systemwide
 Location: Systemwide

Description

This program supports state of good repair activities for critical business applications including web applications, timekeeping and enterprise resource planning (ERP) systems.



Expected Outcome

Provides continuity of operations and data security of critical information software applications.

Strategic Drivers

 Safety	 Security	 Reliability/SGR
---	--	---

Overall Status

(Programs are ongoing)

Development & Evaluation	
Implementation & Construction	
Operations Activation	

Ongoing support continues.

Budget and Funding (\$ Millions)

FY23 Current Budget	YTD % Budget Expended
\$14.51	45%

FY23 Funding Sources	YTD Expended
Formula	\$0.00
PRIIA	\$0.00
Other	\$0.00
Federal Subtotal	\$0.00
System Performance	\$0.00
Reimbursable/Other	\$0.00
DC Dedicated Funding	\$1.93
MD Dedicated Funding	\$1.81
VA Non-Restricted Dedicated Funding	\$1.29
VA Restricted Dedicated Funding	\$0.38
Local Subtotal	\$5.42
Debt	\$0.00
Net Accruals	\$1.08
Total FY23 Expenditures	\$6.50



There are no active contracts associated with this CIP



WASHINGTON METROPOLITAN AREA TRANSIT AUTHORITY

(CIP0359) Enterprise Technology Platforms State of Good Repair


FY2023 Q2

Initiative Type: Program
 Investment Program: IT
 Investment Category: Business & Operations Support

Mode: Systemwide
 Location: Systemwide

Description

This program supports state of good repair activities for critical enterprise shared services including business intelligence, storing and building data structures and other enterprise tools.



Expected Outcome

This program supports tools and applications, as well as other shared services, utilized by both the Metro Business and Transit teams for their day-to-day sustainment operations.

Strategic Drivers

 Safety	 Security	 Reliability/SGR
---	--	---

Overall Status

(Programs are ongoing)

Development & Evaluation	
Implementation & Construction	
Operations Activation	

Contractor continues to provide Operations & Maintenance support services.

Budget and Funding (\$ Millions)

FY23 Current Budget	YTD % Budget Expended
\$4.54	50%

FY23 Funding Sources	YTD Expended
Formula	\$0.00
PRIIA	\$0.00
Other	\$0.00
Federal Subtotal	\$0.00
System Performance	\$2.27
Reimbursable/Other	\$0.00
DC Dedicated Funding	\$0.00
MD Dedicated Funding	\$0.00
VA Non-Restricted Dedicated Funding	\$0.00
VA Restricted Dedicated Funding	\$0.00
Local Subtotal	\$2.27
Debt	\$0.00
Net Accruals	\$0.00
Total FY23 Expenditures	\$2.27



There are no active contracts associated with this CIP



WASHINGTON METROPOLITAN AREA TRANSIT AUTHORITY

(CIP0360) Transit Systems State of Good Repair

FY2023 Q2

Initiative Type: Program
 Investment Program: IT
 Investment Category: Business & Operations Support
 Mode: Systemwide
 Location: Systemwide

Description

This program supports state of good repair activities for critical transit applications including Bus, Rail, Asset Management, Safety and Metro Transit Police Department (MTPD) systems.



Expected Outcome

Metro will continue to support the customer-facing services and related applications. This includes support for MTPD, Safety, Asset Management related to engineering and infrastructure assets, Geographic information system, Fare Collection, and other customer-facing websites.

Strategic Drivers

Safety	Security	Reliability/SGR

Overall Status

(Programs are ongoing)

Development & Evaluation	
Implementation & Construction	
Operations Activation	

Contractor continues to provide Operations & Maintenance support services.

Budget and Funding (\$ Millions)

FY23 Current Budget	YTD % Budget Expended
\$10.28	50%

FY23 Funding Sources	YTD Expended
Formula	\$0.00
PRIIA	\$0.00
Other	\$0.00
Federal Subtotal	\$0.00
System Performance	\$5.14
Reimbursable/Other	\$0.00
DC Dedicated Funding	\$0.00
MD Dedicated Funding	\$0.00
VA Non-Restricted Dedicated Funding	\$0.00
VA Restricted Dedicated Funding	\$0.00
Local Subtotal	\$5.14
Debt	\$0.00
Net Accruals	\$0.00
Total FY23 Expenditures	\$5.14



WASHINGTON METROPOLITAN AREA TRANSIT AUTHORITY

(CIP0360)

Top 30 Active Contracts by Allocated CIP Value

Contract Number	Vendor	Activity	Contract Value	Allocated CIP Value	Contract Start Date	Contract Expiration Date
F20101_SS_A	Digital Mobile Innovation LLC	CONSULT	\$29,130,053	\$3,772,723	1/1/2021	1/31/2024



WASHINGTON METROPOLITAN AREA TRANSIT AUTHORITY

(CIP0361) Service Oriented Architecture (SOA) Program

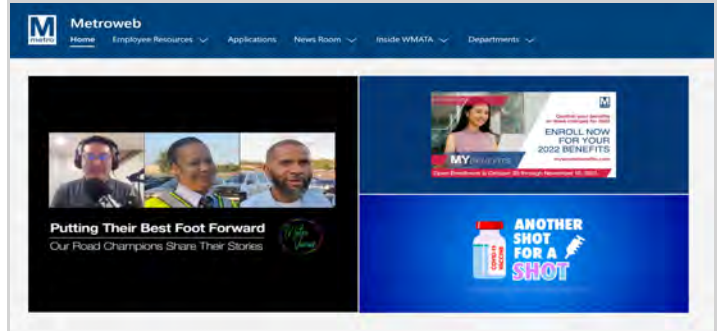
FY2023 Q2

Initiative Type: Program
 Investment Program: IT
 Investment Category: Business & Operations Support

Mode: Systemwide
 Location: Systemwide

Description

Service-Oriented Architecture (SOA) application platform enables organizations to share independent services to accomplish business goals. SOA enables the development of applications to be more efficient and secure. This supports the ability to adjust applications to align with changing business needs.



Expected Outcome

SOA offers flexibility by providing infrastructure automation and tools, thereby achieving a reduction in integration costs, as well as their efficient and effective coordination. SOA architecture enables IT structures to align to business goals.

Strategic Drivers

Overall Status

(Programs are ongoing)

Development & Evaluation	
Implementation & Construction	
Operations Activation	

Delay in obtaining approval. SOW and ICE is pending management review.

Budget and Funding (\$ Millions)

FY23 Current Budget	YTD % Budget Expended
\$1.31	0%

FY23 Funding Sources	YTD Expended
Formula	\$0.00
PRIIA	\$0.00
Other	\$0.00
Federal Subtotal	\$0.00
System Performance	\$0.00
Reimbursable/Other	\$0.00
DC Dedicated Funding	\$0.00
MD Dedicated Funding	\$0.00
VA Non-Restricted Dedicated Funding	\$0.00
VA Restricted Dedicated Funding	\$0.00
Local Subtotal	\$0.00
Debt	\$0.00
Net Accruals	\$0.00
Total FY23 Expenditures	\$0.00



There are no active contracts associated with this CIP



WASHINGTON METROPOLITAN AREA TRANSIT AUTHORITY

(CIP0362) Independent Verification & Validation program

FY2023 Q2

Initiative Type: Program
 Investment Program: IT
 Investment Category: Business & Operations Support

Mode: Systemwide
 Location: Systemwide

Description

For software products, the IV&V org. performs reviews of source code, examines product documentation, and analyzes algorithms for static verification. It also performs dynamic verification by different testing methods such as integration testing to ensure all software units (modules) are integrated, tested, and working. Functional testing ensures that user requirements are met. Additionally, system testing is performed throughout the software and hardware system to ensure it is working as required.



Expected Outcome

The IV&V program will reduce discrepancies in the product quality and specifications. The program will also ensure that developers are adhering to Metro regulations and standards.

Strategic Drivers

 Safety	 Security	 Reliability/SGR
---	--	---

Overall Status

(Programs are ongoing)

Development & Evaluation	
Implementation & Construction	
Operations Activation	

Procurement delays has resulted in an RFP not being released. Anticipating release in early Q3 and NTP in in Q4.

Budget and Funding (\$ Millions)

FY23 Current Budget	YTD % Budget Expended
\$0.50	0%

FY23 Funding Sources	YTD Expended
Formula	\$0.00
PRIIA	\$0.00
Other	\$0.00
Federal Subtotal	\$0.00
System Performance	\$0.00
Reimbursable/Other	\$0.00
DC Dedicated Funding	\$0.00
MD Dedicated Funding	\$0.00
VA Non-Restricted Dedicated Funding	\$0.00
VA Restricted Dedicated Funding	\$0.00
Local Subtotal	\$0.00
Debt	\$0.00
Net Accruals	\$0.00
Total FY23 Expenditures	\$0.00



There are no active contracts associated with this CIP



WASHINGTON METROPOLITAN AREA TRANSIT AUTHORITY

(CIP0363) Cyber Security

FY2023 Q2

Initiative Type: Program
 Investment Program: IT
 Investment Category: Business & Operations Support

Mode: Systemwide
 Location: Systemwide

Description

This program supports state of good repair activities for critical cybersecurity software applications.



Expected Outcome

Provides continuity of operations and data security of software applications.

Strategic Drivers

 Safety	 Security	 Reliability/SGR
---	--	---

Overall Status

(Programs are ongoing)

Development & Evaluation	
Implementation & Construction	
Operations Activation	

There is currently no planned activity for FY2023.

Budget and Funding (\$ Millions)

FY23 Current Budget	YTD % Budget Expended
\$0.35	0%

FY23 Funding Sources	YTD Expended
Formula	\$0.00
PRIIA	\$0.00
Other	\$0.00
Federal Subtotal	\$0.00
System Performance	\$0.00
Reimbursable/Other	\$0.00
DC Dedicated Funding	\$0.00
MD Dedicated Funding	\$0.00
VA Non-Restricted Dedicated Funding	\$0.00
VA Restricted Dedicated Funding	\$0.00
Local Subtotal	\$0.00
Debt	\$0.00
Net Accruals	\$0.00
Total FY23 Expenditures	\$0.00



There are no active contracts associated with this CIP



WASHINGTON METROPOLITAN AREA TRANSIT AUTHORITY

(CIP0370) Structural Rehabilitation – Package B

FY2023 Q2

Initiative Type: Project
 Investment Program: Structures
 Investment Category: Track and Structures Rehabilitation

Mode: Rail
 Location: Systemwide

Description

This project rehabilitates bridges and aerial structures.



Expected Outcome

Address issues on bridges and aerial structures identified during Metro safety inspections. Prevents emergency shutdowns of rail service due to structural deficiencies.

Strategic Drivers

 Safety	 Security	 Reliability/SGR
---	--	---

Overall Status

Development & Evaluation	●
Implementation & Construction	
Operations Activation	

As of FY2023 Q2, a decision was made to postpone this initiative until a later date. Metro is coordinating internally on strategy and prioritization of locations.

Budget and Funding (\$ Millions)

FY23 Current Budget	YTD % Budget Expended
\$2.70	2%

FY23 Funding Sources	YTD Expended
Formula	\$0.02
PRIIA	\$0.00
Other	\$0.00
Federal Subtotal	\$0.02
System Performance	\$0.00
Reimbursable/Other	\$0.00
DC Dedicated Funding	\$0.00
MD Dedicated Funding	\$0.00
VA Non-Restricted Dedicated Funding	\$0.00
VA Restricted Dedicated Funding	\$0.00
Local Subtotal	\$0.07
Debt	\$0.07
Net Accruals	(\$0.02)
Total FY23 Expenditures	\$0.06



WASHINGTON METROPOLITAN AREA TRANSIT AUTHORITY

(CIP0370)

Top 30 Active Contracts by Allocated CIP Value

Contract Number	Vendor	Activity	Contract Value	Allocated CIP Value	Contract Start Date	Contract Expiration Date
FQ18033F	DHA/RK&K Joint Venture	CONSULT	\$78,000,000	\$2,000,000	1/16/2018	1/16/2023
FQ18033A	Parsons Transportation Group Inc	CONSULT	\$74,000,000	\$177,212	1/24/2018	1/24/2023
FQ19172G	Gannett Fleming Engineers and Architects	CONSULT	\$72,500,000	\$101,418	1/3/2019	1/3/2024
FQ18033B	HNTB Corporation	ENGINEERING	\$65,000,000	\$79,033	1/2/2018	1/2/2023



WASHINGTON METROPOLITAN AREA TRANSIT AUTHORITY

(CIP0372) Station Revitalization

FY2023 Q2

Initiative Type: Project
 Investment Program: Station Systems
 Investment Category: Stations and Passenger Facilities

Mode: Rail
 Location: Systemwide

Description

This project will replace station systems including fire alarm systems, closed circuit television cameras, public address systems, lighting, station tile, customer information digital displays, static station signage and wayfinding at 18 stations (Farragut West, Judiciary Square, Union Station, National Airport, Mt. Vernon Square, Smithsonian, Federal Center SW, L'Enfant Plaza, Waterfront, McPherson Sq, Federal Triangle, Metro Center, Farragut North, Gallery Place, Archives, Foggy Bottom, Rosslyn and Court House)



Expected Outcome

Improve customer safety, upgrade information systems, and maintain fire and life safety assets in a state of good repair.

Strategic Drivers

Overall Status

Development & Evaluation	●
Implementation & Construction	
Operations Activation	

Project is on hold pending the approval of new PCR and delivery strategy under review. Staff augmentation was requested for this effort. Design is expected to take at least one year, for the initial effort that includes 18 stations.

Budget and Funding (\$ Millions)

FY23 Current Budget	YTD % Budget Expended
\$8.17	0%

FY23 Funding Sources	YTD Expended
Formula	\$0.00
PRIIA	\$0.00
Other	\$0.00
Federal Subtotal	\$0.00
System Performance	\$0.00
Reimbursable/Other	\$0.00
DC Dedicated Funding	\$0.00
MD Dedicated Funding	\$0.00
VA Non-Restricted Dedicated Funding	\$0.00
VA Restricted Dedicated Funding	\$0.00
Local Subtotal	\$0.00
Debt	\$0.00
Net Accruals	\$0.00
Total FY23 Expenditures	\$0.00



WASHINGTON METROPOLITAN AREA TRANSIT AUTHORITY

(CIP0372)

Top 30 Active Contracts by Allocated CIP Value

Contract Number	Vendor	Activity	Contract Value	Allocated CIP Value	Contract Start Date	Contract Expiration Date
FQ18033F	DHA/RK&K Joint Venture	CONSULT	\$88,000,000	\$2,525,979	1/16/2018	1/16/2023



WASHINGTON METROPOLITAN AREA TRANSIT AUTHORITY

(CIP0373) Equipment to Support New Radio System

FY2023 Q2

Initiative Type: Project
 Investment Program: Support Equipment/Services
 Investment Category: Business & Operations Support

Mode: Systemwide
 Location: Systemwide

Description

This project renovates and relocates radio equipment at the Jackson Graham Building, upgrades CTF Operation Control Center equipment, and installs duct bank at the Alexandria, VA Office Building.



Expected Outcome

Strategic Drivers

		
Safety	Security	Reliability/SGR

Overall Status

Development & Evaluation	
Implementation & Construction	
Operations Activation	

Renovation work at Mt. Vernon Sq. Metrorail Station to install radio equipment, is estimated to be completed March 2023. JGB is being decommissioned and antennas are being moved to L'Enfant Plaza. 95% complete at CTF and Pennsy Dr; 90% at L'Enfant and Mt. Vernon. Design for each location is wrapping up.

Budget and Funding (\$ Millions)

FY23 Current Budget	YTD % Budget Expended
\$30.00	115%

FY23 Funding Sources	YTD Expended
Formula	\$0.00
PRIIA	\$0.00
Other	\$0.00
Federal Subtotal	\$0.00
System Performance	\$0.00
Reimbursable/Other	\$0.00
DC Dedicated Funding	\$0.00
MD Dedicated Funding	\$0.00
VA Non-Restricted Dedicated Funding	\$0.00
VA Restricted Dedicated Funding	\$0.00
Local Subtotal	\$22.15
Debt	\$22.15
Net Accruals	\$12.45
Total FY23 Expenditures	\$34.60



WASHINGTON METROPOLITAN AREA TRANSIT AUTHORITY

(CIP0373)

Top 30 Active Contracts by Allocated CIP Value

Contract Number	Vendor	Activity	Contract Value	Allocated CIP Value	Contract Start Date	Contract Expiration Date
FQ15000	Motorola Solutions Inc.	CONSTRUCTION	\$235,817,160	\$13,421,520	1/23/2016	1/30/2023
CQ19104	Dell Marketing LP	EQUIP_MATL	\$194,300,000	\$1,904,302	1/23/2019	1/22/2023
FQ18033D	Jacobs Engineering Group, Inc.	CONSULT	\$88,450,000	\$450,834	1/21/2018	1/21/2023
FQ18033B	HNTB Corporation	ENGINEERING	\$65,000,000	\$50,000	1/2/2018	1/2/2023
CIRPGEMRG 22001	Kiewit Infrastructure Company	CONSULT	\$50,000,000	\$50,000,000	1/26/2022	1/31/2023



WASHINGTON METROPOLITAN AREA TRANSIT AUTHORITY

(CIP0374) Infrastructure Improvements Solar Power Installation

FY2023 Q2

Initiative Type: Project
 Investment Program: Support Equipment/Services
 Investment Category: Business & Operations Support

Mode: Systemwide
 Location: Systemwide

Description

This project supports the installation of solar carports at four Metro sites: Anacostia, Southern Ave, Naylor Road, and Cheverly. The 12.6 acres of solar panels will collectively generate nearly 10MW of electrical capacity.



Expected Outcome

Part of Metro’s sustainability initiatives and Energy Action Plan, this project will help advance the Clean Energy DC Plan seeking to cut carbon emissions in half and transition to 100 percent renewable energy by 2032. The project supports the authority’s operating budget through long-term revenue and improved customer amenities, especially: covered parking (offers shade and weather protection), improved light-emitting diode (LED) lighting, new security cameras, and emergency call boxes.

Strategic Drivers

 Safety	 Security	 Reliability/SGR
---	--	---

Overall Status

Development & Evaluation	
Implementation & Construction	
Operations Activation	

Continue closeout work at Amacostia and continuing site development at Southern Ave site.

Budget and Funding (\$ Millions)

FY23 Current Budget	YTD % Budget Expended
\$11.08	59%

FY23 Funding Sources	YTD Expended
Formula	\$0.00
PRIIA	\$0.00
Other	\$0.00
Federal Subtotal	\$0.00
System Performance	\$0.00
Reimbursable/Other	\$0.00
DC Dedicated Funding	\$0.00
MD Dedicated Funding	\$0.00
VA Non-Restricted Dedicated Funding	\$0.00
VA Restricted Dedicated Funding	\$0.00
Local Subtotal	\$6.11
Debt	\$6.11
Net Accruals	\$0.43
Total FY23 Expenditures	\$6.54



WASHINGTON METROPOLITAN AREA TRANSIT AUTHORITY

(CIP0374)

Top 30 Active Contracts by Allocated CIP Value

Contract Number	Vendor	Activity	Contract Value	Allocated CIP Value	Contract Start Date	Contract Expiration Date
FQ18033F	DHA/RK&K Joint Venture	CONSULT	\$95,000,000	\$132,295	1/16/2018	1/16/2023
FQ18033I	AECOM-STV JV	CONSULT	\$70,000,000	\$220,000	1/1/2018	1/30/2025
20-01-SOLAR-A	Solar Star Track Anacostia LLC	CONSTRUCTION	\$10,056,840	\$13,337,905	1/25/2020	1/5/2030



WASHINGTON METROPOLITAN AREA TRANSIT AUTHORITY

(CIP0375) Shaft Structural Rehabilitation - 7 Shafts

FY2023 Q2

Initiative Type: Project
 Investment Program: Structures
 Investment Category: Track and Structures Rehabilitation

Mode: Systemwide
 Location: Systemwide

Description

This project rehabilitates seven shafts to address damage to the structure from water infiltration, including repairs to grouting, concrete, ladders, stairs, electrical equipment, bollards, and drainage systems.



Expected Outcome

Addresses the state of good repair deficiencies to bring these assets into good working order, mitigating the risk of failure and injury to employees and customers.

Strategic Drivers

 Safety	 Security	 Reliability/SGR
---	--	---

Overall Status

Development & Evaluation	
Implementation & Construction	
Operations Activation	

Metro is undertaking plans to address the source of water leaks by grouting and crack sealing, as well as repairing grade level access.

Budget and Funding (\$ Millions)

FY23 Current Budget	YTD % Budget Expended
\$1.47	30%

FY23 Funding Sources	YTD Expended
Formula	\$0.00
PRIIA	\$0.00
Other	\$0.00
Federal Subtotal	\$0.00
System Performance	\$0.00
Reimbursable/Other	\$0.00
DC Dedicated Funding	\$0.00
MD Dedicated Funding	\$0.00
VA Non-Restricted Dedicated Funding	\$0.00
VA Restricted Dedicated Funding	\$0.00
Local Subtotal	\$0.27
Debt	\$0.27
Net Accruals	\$0.17
Total FY23 Expenditures	\$0.44



WASHINGTON METROPOLITAN AREA TRANSIT AUTHORITY

(CIP0375)

Top 30 Active Contracts by Allocated CIP Value

Contract Number	Vendor	Activity	Contract Value	Allocated CIP Value	Contract Start Date	Contract Expiration Date
FQ18033B	HNTB Corporation	CONSULT	\$80,930,311	\$184,760	1/2/2018	1/2/2023
FQ19172M	Mott MacDonald-WSP Joint Venture	ENGINEERING	\$58,100,000	\$712,839	1/3/2019	1/3/2024



WASHINGTON METROPOLITAN AREA TRANSIT AUTHORITY

(CIP0376) Western Bus Garage Replacement

FY2023 Q2

Initiative Type: Project
 Investment Program: Maintenance Facilities
 Investment Category: Bus, Bus Facilities & Paratransit

Mode: Bus
 Location: District of Columbia

Description

This project replaces the obsolete Western Bus Garage maintenance and operations facility to improve use and capacity of limited facility space. The new facility, to be design to achieve LEED certification, will support full implementation of 100% electric vehicles, multiple access points, bus parking, and maintenance bays.



Expected Outcome

Provides a new LEED-certified bus facility that will improve bus safety as measured by the Safety performance target of ≤3.6 employee injuries per 200,000 hours worked, and efficiency, maintenance and operations as measured by the Bus Fleet Reliability performance target of ≥8,200 miles between failure (examples based on Metro’s FY23 targets).

Strategic Drivers

 Safety	 Security	 Reliability/SGR
---	--	---

Overall Status

Development & Evaluation	
Implementation & Construction	
Operations Activation	

Metro has identified a need to expand capacity at the Western Bus Garage facility located in the District of Columbia to improve operational efficiency and accommodate alternative fueling requirements. As of FY2023 Q2, the Authority has been engaged with various consultant services related to producing a concept design for multiple scenarios, and to perform environmental analysis.

Budget and Funding (\$ Millions)

FY23 Current Budget	YTD % Budget Expended
\$56.00	0%

FY23 Funding Sources	YTD Expended
Formula	\$0.00
PRIIA	\$0.00
Other	\$0.00
Federal Subtotal	\$0.00
System Performance	\$0.00
Reimbursable/Other	\$0.00
DC Dedicated Funding	\$0.00
MD Dedicated Funding	\$0.00
VA Non-Restricted Dedicated Funding	\$0.00
VA Restricted Dedicated Funding	\$0.00
Local Subtotal	\$0.00
Debt	\$0.00
Net Accruals	\$0.00
Total FY23 Expenditures	\$0.00



WASHINGTON METROPOLITAN AREA TRANSIT AUTHORITY

(CIP0376)

Top 30 Active Contracts by Allocated CIP Value

Contract Number	Vendor	Activity	Contract Value	Allocated CIP Value	Contract Start Date	Contract Expiration Date
FQ18033D	Jacobs Engineering Group, Inc.	CONSULT	\$89,000,000	\$550,835	1/21/2018	1/21/2023



WASHINGTON METROPOLITAN AREA TRANSIT AUTHORITY

(CIP0377) Unified Communications Strategy


FY2023 Q2

Initiative Type: Project
 Investment Program: Support Equipment/Services
 Investment Category: Business & Operations Support

Mode: Systemwide
 Location: Systemwide

Description

This project develops a strategy, including a staffing and training plan, to create a unified communications team to improve the accuracy and timeliness of service information communicated to customers and employees.



Expected Outcome

Improved communication to customers and employees on Metro services.

Strategic Drivers

Safety	Security	Reliability/SGR

Overall Status

Development & Evaluation	
Implementation & Construction	
Operations Activation	

A procurent package is currently under development for this program. The current anticipated release date is FY23 Q3.

Budget and Funding (\$ Millions)

FY23 Current Budget	YTD % Budget Expended
\$0.45	0%

FY23 Funding Sources	YTD Expended
Formula	\$0.00
PRIIA	\$0.00
Other	\$0.00
Federal Subtotal	\$0.00
System Performance	\$0.00
Reimbursable/Other	\$0.00
DC Dedicated Funding	\$0.00
MD Dedicated Funding	\$0.00
VA Non-Restricted Dedicated Funding	\$0.00
VA Restricted Dedicated Funding	\$0.00
Local Subtotal	\$0.00
Debt	\$0.00
Net Accruals	\$0.00
Total FY23 Expenditures	\$0.00



There are no active contracts associated with this CIP



WASHINGTON METROPOLITAN AREA TRANSIT AUTHORITY

(CIP0378) Metro Strategic Transformation Plan

FY2023 Q2

Initiative Type: Project
 Investment Program: Support Equipment/Services
 Investment Category: Business & Operations Support

Mode: Systemwide
 Location: Systemwide

Description

This project creates a new strategic plan for Metro. The strategic plan will be developed by the Board, jurisdictional partners, customers, and staff to move the organization forward.



Expected Outcome

Creates a new strategic plan to align the organization to deliver services in accordance with customer and jurisdictional needs.

Strategic Drivers

Safety	Security	Reliability/SGR

Overall Status

Development & Evaluation	
Implementation & Construction	
Operations Activation	

Procurement of HNTB occurred in September. The effort is anticipated to be completed in FY23 Q3.

Budget and Funding (\$ Millions)

FY23 Current Budget	YTD % Budget Expended
\$3.50	0%

FY23 Funding Sources	YTD Expended
Formula	\$0.00
PRIIA	\$0.00
Other	\$0.00
Federal Subtotal	\$0.00
System Performance	\$0.00
Reimbursable/Other	\$0.00
DC Dedicated Funding	\$0.00
MD Dedicated Funding	\$0.00
VA Non-Restricted Dedicated Funding	\$0.00
VA Restricted Dedicated Funding	\$0.00
Local Subtotal	\$0.00
Debt	\$0.00
Net Accruals	\$0.00
Total FY23 Expenditures	\$0.00



There are no active contracts associated with this CIP



WASHINGTON METROPOLITAN AREA TRANSIT AUTHORITY

(CIP8007) D&E Electrical Improvements

FY2023 Q2

Initiative Type: Program
 Investment Program: Power
 Investment Category: Rail Systems

Mode: Rail
 Location: Systemwide

Description

This program provides surveys, studies, engineering, and designs to support train propulsion needs that may lead to future capital initiatives.



Expected Outcome




Supports efforts to develop and evaluate potential solutions to emerging needs before committing to larger investments.

Strategic Drivers

 Safety	 Security	 Reliability/SGR
---	--	---

Overall Status

(Programs are ongoing)

Development & Evaluation	
Implementation & Construction	
Operations Activation	

There is currently no planned activity for FY2023.

Budget and Funding (\$ Millions)

FY23 Current Budget	YTD % Budget Expended
\$0.35	-58%

FY23 Funding Sources	YTD Expended
Formula	\$0.00
PRIIA	\$0.00
Other	\$0.00
Federal Subtotal	\$0.00
System Performance	\$0.00
Reimbursable/Other	\$0.00
DC Dedicated Funding	\$0.01
MD Dedicated Funding	\$0.01
VA Non-Restricted Dedicated Funding	\$0.01
VA Restricted Dedicated Funding	\$0.00
Local Subtotal	\$0.03
Debt	\$0.00
Net Accruals	(\$0.23)
Total FY23 Expenditures	(\$0.20)



WASHINGTON METROPOLITAN AREA TRANSIT AUTHORITY

(CIP8007)

Top 30 Active Contracts by Allocated CIP Value

Contract Number	Vendor	Activity	Contract Value	Allocated CIP Value	Contract Start Date	Contract Expiration Date
FQ15192-FY19	Mott MacDonald I&E, LLC	ENGINEERING	\$100,000,000	\$423,316	1/4/2017	1/30/2020
FQ19172G	Gannett Fleming Engineers and Architects	ENGINEERING	\$72,500,000	\$378,315	1/3/2019	1/3/2024
FQ15192-FY18	Mott MacDonald I&E, LLC	CONSULT	\$70,000,000	\$559,213	1/8/2017	1/31/2019
C20147	K&J Safety & Security Consulting	CONSTRUCTION	\$19,773,890	\$60,000	1/30/2020	1/31/2025
CQ16019	Willis Towers Watson Northeast Inc	CONSULT	\$3,285,820	\$100,800	1/1/2015	1/30/2019
FQ17044E	eVigilant Security	CONSTRUCTION	\$1,355,112	\$1,329,680	1/9/2018	1/30/2020
FQ15192-FY20	Mott MacDonald I&E, LLC	ENGINEERING		\$151,076	1/18/2019	1/30/2020
FQ15124_EBT	EastBanc Technologies, LLC	CONSULT		\$239,395	1/14/2016	1/30/2020



WASHINGTON METROPOLITAN AREA TRANSIT AUTHORITY

(CIP8011) D&E Fixed Rail Improvements

FY2023 Q2

Initiative Type: Program
 Investment Program: Fixed Rail
 Investment Category: Track and Structures Rehabilitation

Mode: Rail
 Location: Systemwide

Description

This program supports the development and evaluation of new initiatives associated with railway improvements.



Expected Outcome

Supports efforts to develop and evaluate potential solutions to emerging needs before committing to larger investments.

Strategic Drivers

Safety Security Reliability/SGR

Overall Status

(Programs are ongoing)

Development & Evaluation	●
Implementation & Construction	
Operations Activation	

Metro has completed an evaluation of the D&G and Red Line turnbacks. In Q2 FY2023 design and testing work for crossovers (Frog) that are wearing prematurely continued and is ongoing with projected completion time in Q3 FY2023.

Budget and Funding (\$ Millions)

FY23 Current Budget	YTD % Budget Expended
\$1.91	19%

FY23 Funding Sources	YTD Expended
Formula	\$0.00
PRIIA	\$0.00
Other	\$0.00
Federal Subtotal	\$0.00
System Performance	\$0.02
Reimbursable/Other	\$0.00
DC Dedicated Funding	\$0.09
MD Dedicated Funding	\$0.08
VA Non-Restricted Dedicated Funding	\$0.06
VA Restricted Dedicated Funding	\$0.02
Local Subtotal	\$0.27
Debt	\$0.00
Net Accruals	\$0.10
Total FY23 Expenditures	\$0.37



WASHINGTON METROPOLITAN AREA TRANSIT AUTHORITY

(CIP8011)

Top 30 Active Contracts by Allocated CIP Value

Contract Number	Vendor	Activity	Contract Value	Allocated CIP Value	Contract Start Date	Contract Expiration Date
FQ15192-FY19	Mott MacDonald I&E, LLC	ENGINEERING	\$100,000,000	\$512,481	1/4/2017	1/30/2020
FQ18033F	DHA/RK&K Joint Venture	CONSULT	\$95,000,000	\$1,216,792	1/16/2018	1/16/2023
FQ15190A	AECOM, USA, INC.	CONSULT	\$22,500,000	\$1,496,216	1/29/2018	1/28/2023
FQ19172D	Jacobs Engineering Group, Inc.	ENGINEERING	\$5,100,000	\$543,347	1/3/2019	1/3/2024
F15190_A	AECOM Technical Services Inc	CONSULT	\$351,531	\$351,531	1/29/2018	1/28/2023
FQ15190D-FY19	WSP USA Inc.	CONSULT		\$383,050	1/22/2019	1/30/2020



WASHINGTON METROPOLITAN AREA TRANSIT AUTHORITY

(CIP8013) D&E Track Structures Improvements

FY2023 Q2

Initiative Type: Program
 Investment Program: Structures
 Investment Category: Track and Structures Rehabilitation

Mode: Rail
 Location: Systemwide

Description

This program supports Metro's efforts to complete surveys, studies, engineering, and design tasks for tracks' and structures' capital initiatives.



Expected Outcome

Supports efforts to develop and evaluate potential solutions for emerging track and structural needs before committing to larger investments.

Strategic Drivers

 Safety	 Security	 Reliability/SGR
---	--	---

Overall Status

(Programs are ongoing)

Development & Evaluation	●
Implementation & Construction	●
Operations Activation	

Ongoing support to Department Leadership and support the development and implementation of RIME's department-level business services and future state of Maintenance Offices (reorg). Continue to plan and execute the strategic, prioritized buildout of each functional area or group within the support services group.

Budget and Funding (\$ Millions)

FY23 Current Budget	YTD % Budget Expended
\$2.80	24%

FY23 Funding Sources	YTD Expended
Formula	\$0.00
PRIIA	\$0.00
Other	\$0.00
Federal Subtotal	\$0.00
System Performance	\$0.69
Reimbursable/Other	\$0.00
DC Dedicated Funding	\$0.00
MD Dedicated Funding	\$0.00
VA Non-Restricted Dedicated Funding	\$0.00
VA Restricted Dedicated Funding	\$0.00
Local Subtotal	\$0.69
Debt	\$0.00
Net Accruals	(\$0.01)
Total FY23 Expenditures	\$0.68



WASHINGTON METROPOLITAN AREA TRANSIT AUTHORITY

(CIP8013)

Top 30 Active Contracts by Allocated CIP Value

Contract Number	Vendor	Activity	Contract Value	Allocated CIP Value	Contract Start Date	Contract Expiration Date
FQ15191-FY19	Gannett Fleming-Parsons Joint Venture II	ENGINEERING	\$75,000,000	\$966,859	1/2/2017	1/31/2023
FQ15192-FY19	Mott MacDonald I&E, LLC	ENGINEERING	\$50,000,000	\$231,875	1/4/2017	1/30/2020
FQ15192-FY20	Mott MacDonald I&E, LLC	ENGINEERING	\$46,000,000	\$1,724,249	1/18/2019	1/30/2020
FQ15190-FY19	HNTB Corporation	CONSULT	\$6,000,000	\$380,400	1/21/2018	1/28/2023



WASHINGTON METROPOLITAN AREA TRANSIT AUTHORITY

(CIP8015) D&E Rail Station Improvements

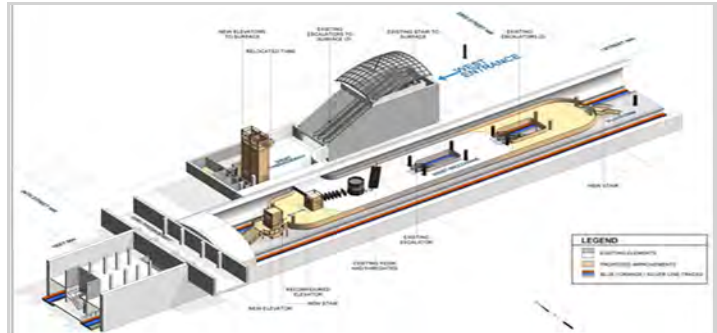
FY2023 Q2

Initiative Type: Program
 Investment Program: Platforms & Structures
 Investment Category: Stations and Passenger Facilities

Mode: Rail
 Location: Systemwide

Description

This program provides surveys, studies, engineering, and designs to support platform and structures improvement efforts that may lead to future capital initiatives.



Expected Outcome

Supports efforts to develop and evaluate potential solutions to emerging needs before committing to larger investments.

Strategic Drivers



Safety



Security



Reliability/SGR

Overall Status

(Programs are ongoing)

Development & Evaluation	●
Implementation & Construction	●
Operations Activation	●

Metro has completed several Development and Evaluation (D&E) studies to support platform and structures improvements that may lead to future capital initiatives. Future studies may take place at Columbia Heights and Federal Triangle Metrorail Stations. A preliminary engineering study of capacity improvements at L'Enfant Plaza was completed in FY2023 Q2.

Budget and Funding (\$ Millions)

FY23 Current Budget	YTD % Budget Expended
\$1.20	23%

FY23 Funding Sources	YTD Expended
Formula	\$0.00
PRIIA	\$0.00
Other	\$0.00
Federal Subtotal	\$0.00
System Performance	\$0.27
Reimbursable/Other	\$0.00
DC Dedicated Funding	\$0.00
MD Dedicated Funding	\$0.00
VA Non-Restricted Dedicated Funding	\$0.00
VA Restricted Dedicated Funding	\$0.00
Local Subtotal	\$0.27
Debt	\$0.00
Net Accruals	\$0.01
Total FY23 Expenditures	\$0.28



WASHINGTON METROPOLITAN AREA TRANSIT AUTHORITY

(CIP8015)

Top 30 Active Contracts by Allocated CIP Value

Contract Number	Vendor	Activity	Contract Value	Allocated CIP Value	Contract Start Date	Contract Expiration Date
FQ15191-FY18	Gannett Fleming-Parsons Joint Venture II	CONSULT	\$100,000,000	\$2,080,992	1/11/2017	1/31/2020
FQ18033G	Gannett Fleming Engineers and Architects	CONSULT	\$90,000,000	\$10,000	1/23/2018	1/23/2023
FQ15191-FY19	Gannett Fleming-Parsons Joint Venture II	ENGINEERING	\$50,000,000	\$149,594	1/2/2017	1/30/2020
C20147	K&J Safety & Security Consulting	CONSTRUCTION	\$19,773,890	\$195,000	1/30/2020	1/31/2025
FQ18033F	DHA/RK&K Joint Venture	ENGINEERING	\$12,500,000	\$1,405,447	1/16/2018	1/16/2023
FQ18110	CHK America Inc	3RD_PARTY	\$8,635,950	\$17,325	1/12/2018	1/11/2022
FQ15190C-FY19	Parsons Transportation Group Inc	CONSULT	\$3,000,000	\$781,713	1/18/2019	1/30/2020
FQ15190A-FY19	AECOM, USA, INC.	CONSULT	\$2,000,000	\$516,444	1/22/2019	1/30/2020
FQ15190D-FY19	WSP USA Inc.	CONSULT	\$1,000,000	\$892,969	1/22/2019	1/30/2020
FQ15190C	Parsons Transportation Group Inc	CONSULT		\$300,274	1/29/2018	1/28/2023



WASHINGTON METROPOLITAN AREA TRANSIT AUTHORITY

(CIP8019) D&E Passenger Facility Improvements

FY2023 Q2

Initiative Type: Program
 Investment Program: Station Systems
 Investment Category: Stations and Passenger Facilities

Mode: Rail
 Location: Systemwide

Description

This program identifies improvements needed for Metro's passenger facilities. Supports the development of designs and evaluates potential solutions.



Expected Outcome

Supports efforts to develop and evaluate potential solutions to emerging needs before committing to larger investments.

Strategic Drivers



Overall Status

(Programs are ongoing)

Development & Evaluation	●
Implementation & Construction	●
Operations Activation	●

In Q2 Signage and installations were delayed due to pending delivery of decals and staff priorities shifting to Silver Line work. The schedule will be adjusted to include possible delivery delays due holiday season factors.

Budget and Funding (\$ Millions)

FY23 Current Budget	YTD % Budget Expended
\$0.55	0%

FY23 Funding Sources	YTD Expended
Formula	\$0.00
PRIIA	\$0.00
Other	\$0.00
Federal Subtotal	\$0.00
System Performance	\$0.00
Reimbursable/Other	\$0.00
DC Dedicated Funding	\$0.00
MD Dedicated Funding	\$0.00
VA Non-Restricted Dedicated Funding	\$0.00
VA Restricted Dedicated Funding	\$0.00
Local Subtotal	\$0.00
Debt	\$0.00
Net Accruals	\$0.00
Total FY23 Expenditures	\$0.00



WASHINGTON METROPOLITAN AREA TRANSIT AUTHORITY

(CIP8019)

Top 30 Active Contracts by Allocated CIP Value

Contract Number	Vendor	Activity	Contract Value	Allocated CIP Value	Contract Start Date	Contract Expiration Date
C20180--	Laz Parking Mid-Atlantic, LLC	EQUIP_MATL	\$732,448	\$578,650	1/1/2021	1/28/2022



WASHINGTON METROPOLITAN AREA TRANSIT AUTHORITY

(CIP8021) D&E Bus & Paratransit Improvements

FY2023 Q2

Initiative Type: Program
 Investment Program: Acquisition
 Investment Category: Bus, Bus Facilities & Paratransit

Mode: Bus
 Location: Systemwide

Description

This program provides surveys, studies, engineering, and designs related to new bus and paratransit efforts that may lead to future capital initiatives. Metro will evaluate the feasibility of transitioning some of its bus fleet to electric vehicles and develop preliminary plans for infrastructure requirements to support an electric bus fleet.



Expected Outcome

Supports efforts to develop and evaluate potential solutions to emerging needs before committing to larger investments.

Strategic Drivers

Safety	Security	Reliability/SGR

Overall Status

(Programs are ongoing)

Development & Evaluation	
Implementation & Construction	
Operations Activation	

Battery Electric Bus support has been transferred to CIP0355.

Budget and Funding (\$ Millions)

FY23 Current Budget	YTD % Budget Expended
\$0.23	0%

FY23 Funding Sources	YTD Expended
Formula	\$0.00
PRIIA	\$0.00
Other	\$0.00
Federal Subtotal	\$0.00
System Performance	\$0.00
Reimbursable/Other	\$0.00
DC Dedicated Funding	\$0.00
MD Dedicated Funding	\$0.00
VA Non-Restricted Dedicated Funding	\$0.00
VA Restricted Dedicated Funding	\$0.00
Local Subtotal	\$0.00
Debt	\$0.00
Net Accruals	\$0.00
Total FY23 Expenditures	\$0.00



WASHINGTON METROPOLITAN AREA TRANSIT AUTHORITY

(CIP8021)

Top 30 Active Contracts by Allocated CIP Value

Contract Number	Vendor	Activity	Contract Value	Allocated CIP Value	Contract Start Date	Contract Expiration Date
FQ15005A	AECOM, USA, INC.	CONSULT	\$9,565,850	\$68,980	1/5/2015	1/31/2020



WASHINGTON METROPOLITAN AREA TRANSIT AUTHORITY

(CIP8025) D&E Bus Maintenance Facility Improvements

FY2023 Q2

Initiative Type: Program
 Investment Program: Maintenance Facilities
 Investment Category: Bus, Bus Facilities & Paratransit

Mode: Bus
 Location: Systemwide

Description

This program provides surveys, studies, engineering, and designs related to new bus maintenance facility needs that may lead to future capital initiatives.



Expected Outcome

Supports efforts to identify rehabilitation or replacement needs of bus maintenance facilities and develop and evaluate potential solutions before committing to investments.

Strategic Drivers

Safety	Security	Reliability/SGR

Overall Status

(Programs are ongoing)

Development & Evaluation	●
Implementation & Construction	
Operations Activation	

Metro is planning to implement improvements to address drainage and egress issues at the Carmen Turner Facility. During FY2023 Q2 a scope of work and price proposal was being negotiated with the contractor, and Notice to Proceed was scheduled to be issued at the start of FY2023 Q3.

Budget and Funding (\$ Millions)

FY23 Current Budget	YTD % Budget Expended
\$0.20	142%

FY23 Funding Sources	YTD Expended
Formula	\$0.00
PRIIA	\$0.00
Other	\$0.00
Federal Subtotal	\$0.00
System Performance	\$0.31
Reimbursable/Other	\$0.00
DC Dedicated Funding	\$0.00
MD Dedicated Funding	\$0.00
VA Non-Restricted Dedicated Funding	\$0.00
VA Restricted Dedicated Funding	\$0.00
Local Subtotal	\$0.31
Debt	\$0.00
Net Accruals	(\$0.03)
Total FY23 Expenditures	\$0.28



WASHINGTON METROPOLITAN AREA TRANSIT AUTHORITY

(CIP8025)

Top 30 Active Contracts by Allocated CIP Value

Contract Number	Vendor	Activity	Contract Value	Allocated CIP Value	Contract Start Date	Contract Expiration Date
FQ10218-18	WSP USA Inc.	ENGINEERING	\$20,268,341	\$375,447	1/6/2017	1/31/2019
FQ19172P	C C Johnson & Malhotra PC	ENGINEERING	\$900,000	\$311,598	1/3/2019	1/3/2024



WASHINGTON METROPOLITAN AREA TRANSIT AUTHORITY

(CIP8026) Future Bus Maintenance Facilities

FY2023 Q2

Initiative Type: Program
 Investment Program: Maintenance Facilities
 Investment Category: Bus, Bus Facilities & Paratransit

Mode: Bus
 Location: Systemwide

Description

This program identifies new bus maintenance facility investment needs with the potential to develop into future projects based on outcomes of the development and evaluation process.



Expected Outcome

Identifies potential future investments as developments and evaluation efforts are undertaken to assess alternatives.

Strategic Drivers

 Safety	 Security	 Reliability/SGR
---	--	---

Overall Status

(Programs are ongoing)

Development & Evaluation	
Implementation & Construction	
Operations Activation	

Metro has identified a need to expand capacity at the Western Bus Garage facility located in the District of Columbia to improve operational efficiency and accommodate alternative fueling requirements. As of FY2023 Q2, the Authority has been engaged with various consultant services related to producing a concept design for multiple scenarios, and to perform environmental analysis.

Budget and Funding (\$ Millions)

FY23 Current Budget	YTD % Budget Expended
\$0.00	0%

FY23 Funding Sources	YTD Expended
Formula	\$0.00
PRIIA	\$0.00
Other	\$0.00
Federal Subtotal	\$0.00
System Performance	\$0.09
Reimbursable/Other	\$0.00
DC Dedicated Funding	\$0.00
MD Dedicated Funding	\$0.00
VA Non-Restricted Dedicated Funding	\$0.00
VA Restricted Dedicated Funding	\$0.00
Local Subtotal	\$0.09
Debt	\$0.00
Net Accruals	\$0.19
Total FY23 Expenditures	\$0.28



WASHINGTON METROPOLITAN AREA TRANSIT AUTHORITY

(CIP8026)

Top 30 Active Contracts by Allocated CIP Value

Contract Number	Vendor	Activity	Contract Value	Allocated CIP Value	Contract Start Date	Contract Expiration Date
FQ18033C	WSP USA Inc.	CONSULT	\$70,000,000	\$652,297	1/15/2018	1/15/2023
FQ19172L	Johnson, Mirmiran & Thompson Inc.	ENGINEERING	\$5,800,000	\$888,313	1/3/2019	1/3/2024



WASHINGTON METROPOLITAN AREA TRANSIT AUTHORITY

(CIP8029) D&E Information Technology Improvements

FY2023 Q2

Initiative Type: Program
 Investment Program: IT
 Investment Category: Business & Operations Support

Mode: Systemwide
 Location: Systemwide

Description

This program identifies emerging information technology needs and develops and evaluates potential capital initiatives.



Expected Outcome




Supports efforts to develop and evaluate potential solutions to emerging information technology needs before committing to larger investments.

Strategic Drivers

 Safety	 Security	 Reliability/SGR
---	--	---

Overall Status

(Programs are ongoing)

Development & Evaluation	
Implementation & Construction	
Operations Activation	

IT Security is developing RFP for Splunk Log Standardization
 An RFP to procure services for Employee Health records released in December. The Project Charter was approved to move Role-Based Access control products from IBM to Microsoft.

Budget and Funding (\$ Millions)

FY23 Current Budget	YTD % Budget Expended
\$7.69	19%

FY23 Funding Sources	YTD Expended
Formula	\$0.00
PRIIA	\$0.00
Other	\$0.00
Federal Subtotal	\$0.00
System Performance	\$1.47
Reimbursable/Other	\$0.00
DC Dedicated Funding	\$0.00
MD Dedicated Funding	\$0.00
VA Non-Restricted Dedicated Funding	\$0.00
VA Restricted Dedicated Funding	\$0.00
Local Subtotal	\$1.47
Debt	\$0.00
Net Accruals	\$0.02
Total FY23 Expenditures	\$1.49



WASHINGTON METROPOLITAN AREA TRANSIT AUTHORITY

(CIP8029)

Top 30 Active Contracts by Allocated CIP Value

Contract Number	Vendor	Activity	Contract Value	Allocated CIP Value	Contract Start Date	Contract Expiration Date
CQ19104	Dell Marketing LP	CONSULT	\$55,000,000	\$523,720	1/23/2019	1/22/2022
F20101_SS_A	Digital Mobile Innovation LLC	CONSULT	\$42,628,459	\$812,937	1/1/2021	1/31/2024
CDCI1211225	Insight Public Sector, Inc.	IT_SOFTWARE_OTH	\$14,584,577	\$2,266,560	1/1/2021	1/30/2023
CIT01211099-1	AnnuK Incorporated	IT_SOFTWARE_OTH	\$1,841,443	\$2,383,436	1/15/2020	1/14/2023
CIT01222223	Insight Public Sector, Inc.	CONSULT	\$784,200	\$784,200	1/31/2022	1/30/2023
CIT01211229	CAS Severn Inc	IT_SOFTWARE_OTH	\$743,193	\$1,414,386	1/22/2021	1/4/2021
FQ18100	Vivsoft Technologies LLC	CONSULT	\$641,520	\$641,520	1/1/2018	1/30/2021
CIT01222220-COOP	Carahsoft Technology Corp	IT_SOFTWARE_OTH	\$534,434	\$534,434	1/8/2022	1/30/2023
CIT01211138	Insight Public Sector, Inc.	CONSULT	\$511,912	\$511,912	1/22/2021	1/30/2023
CQ19009	Optiv Security Inc.	IT_SOFTWARE_OTH	\$439,504	\$187,739	1/29/2019	1/28/2022
CIT01222216	AnnuK Incorporated	IT_SOFTWARE_OTH	\$247,074	\$184,608	1/1/2022	1/28/2023
CATS20101	Ignyte Group	CONSULT	\$243,648	\$243,648	1/30/2022	1/30/2023
CIT01222076	Novacoast Federal Inc	IT_HARDWARE_OT H	\$202,496	\$202,496	1/27/2022	1/26/2023
CATS20101-22ND	22nd Century Technologies Inc	CONSULT	\$153,120	\$153,120	1/30/2022	1/30/2023
CQ19211	Everbridge Inc	IT_SOFTWARE_OTH	\$78,476	\$78,476	1/26/2019	1/27/2019
FQ15124_LIM	Limbic Systems Inc	CONSULT		\$165,000	1/14/2016	1/30/2020
FQ15124_AD S	Advanced Digital Systems, Inc.	CONSULT		\$139,080	1/14/2016	1/30/2021
FQ15124_PO W	Powersolv Inc	CONSULT		\$42,456	1/14/2016	1/30/2020
FQ15124_SY A	American CyberSystems Inc	CONSULT		\$230,000	1/14/2016	1/30/2020
FQ15124_SFA	Susan Fitzgerald & Associates, Inc.	CONSULT		\$284,200	1/14/2016	1/30/2020
FQ15124_SIR C*	Software Information Resource Corporatio	CONSULT		\$429,475	1/13/2016	1/30/2020



WASHINGTON METROPOLITAN AREA TRANSIT AUTHORITY

(CIP8030) Future Information Technology Projects

FY2023 Q2

Initiative Type: Program
 Investment Program: IT
 Investment Category: Business & Operations Support

Mode: Systemwide
 Location: Systemwide

Description

This program identifies new information technology investments needs with the potential to develop into future projects based on outcomes of the development and evaluation process.



Expected Outcome

Identifies potential future investments as developments and evaluation efforts are undertaken to assess alternatives.

Strategic Drivers



Overall Status

(Programs are ongoing)

Development & Evaluation	
Implementation & Construction	
Operations Activation	

Public Participation Management System contract Schedule delay and now anticipating Bid/RFP release in January with an award scheduled in FY23 Q4.

Budget and Funding (\$ Millions)

FY23 Current Budget	YTD % Budget Expended
\$1.46	0%

FY23 Funding Sources	YTD Expended
Formula	\$0.00
PRIIA	\$0.00
Other	\$0.00
Federal Subtotal	\$0.00
System Performance	\$0.00
Reimbursable/Other	\$0.00
DC Dedicated Funding	\$0.00
MD Dedicated Funding	\$0.00
VA Non-Restricted Dedicated Funding	\$0.00
VA Restricted Dedicated Funding	\$0.00
Local Subtotal	\$0.00
Debt	\$0.00
Net Accruals	\$0.00
Total FY23 Expenditures	\$0.00



There are no active contracts associated with this CIP



WASHINGTON METROPOLITAN AREA TRANSIT AUTHORITY

(CIP8034) Future Support Equipment Projects

FY2023 Q2

Initiative Type: Program
 Investment Program: Support Equipment/Services
 Investment Category: Business & Operations Support

Mode: Systemwide
 Location: Systemwide

Description

This program identifies new equipment and services investment needs with the potential to develop into future projects based on outcomes of the development and evaluation process.



Expected Outcome

Identifies potential future investments as development and evaluation efforts are undertaken to assess alternatives.

Strategic Drivers

 Safety	 Security	 Reliability/SGR
---	--	---

Overall Status

(Programs are ongoing)

Development & Evaluation	●
Implementation & Construction	●
Operations Activation	

OHAW electronic medical records D&E work planned for Q3.

Budget and Funding (\$ Millions)

FY23 Current Budget	YTD % Budget Expended
\$0.50	0%

FY23 Funding Sources	YTD Expended
Formula	\$0.00
PRIIA	\$0.00
Other	\$0.00
Federal Subtotal	\$0.00
System Performance	\$0.00
Reimbursable/Other	\$0.00
DC Dedicated Funding	\$0.00
MD Dedicated Funding	\$0.00
VA Non-Restricted Dedicated Funding	\$0.00
VA Restricted Dedicated Funding	\$0.00
Local Subtotal	\$0.00
Debt	\$0.00
Net Accruals	\$0.00
Total FY23 Expenditures	\$0.00



There are no active contracts associated with this CIP



WASHINGTON METROPOLITAN AREA TRANSIT AUTHORITY

(CRB0005) Planning Support for the District of Columbia

FY2023 Q2

Initiative Type: Program
 Investment Program: Support Equipment/Services
 Investment Category: Business & Operations Support

Mode: Systemwide
 Location: District of Columbia

Description

This program facilitates planning and design of potential future transit projects and transit oriented development efforts which create pedestrian-oriented, mixed-use communities centered around Metro stations. This also includes other projects that are of priority interest to Metro and the District of Columbia.



Expected Outcome

Facilitates improvements in station circulation, station access, regional transportation planning, and joint development activities that are of mutual interest to Metro and the District of Columbia.

Strategic Drivers

 Safety	 Security	 Reliability/SGR
---	--	---

Overall Status

(Programs are ongoing)

Development & Evaluation	
Implementation & Construction	●
Operations Activation	

Metro continually partners with the District of Columbia on multiple jurisdiction-funded Joint Development and station improvement studies. In FY2023 Q2, Joint Development studies at the Navy Yard, Cleveland Park and Brookland Metrorail stations are ongoing. Notice to Proceed was also issued in December 2022 for a station improvement study at Farragut West.

Budget and Funding (\$ Millions)

FY23 Current Budget	YTD % Budget Expended
\$1.09	128%

FY23 Funding Sources	YTD Expended
Formula	\$0.00
PRIIA	\$0.00
Other	\$0.00
Federal Subtotal	\$0.00
System Performance	\$0.00
Reimbursable/Other	\$1.18
DC Dedicated Funding	\$0.00
MD Dedicated Funding	\$0.00
VA Non-Restricted Dedicated Funding	\$0.00
VA Restricted Dedicated Funding	\$0.00
Local Subtotal	\$1.18
Debt	\$0.00
Net Accruals	\$0.21
Total FY23 Expenditures	\$1.39



WASHINGTON METROPOLITAN AREA TRANSIT AUTHORITY

(CRB0005)

Top 30 Active Contracts by Allocated CIP Value

Contract Number	Vendor	Activity	Contract Value	Allocated CIP Value	Contract Start Date	Contract Expiration Date
FQ18033C	WSP USA Inc.	PLANNING	\$36,000,000	\$133,330	1/15/2018	1/15/2023
FQ15190A	AECOM, USA, INC.	CONSULT	\$22,500,000	\$643,880	1/29/2018	1/28/2023
FQ15190D	WSP USA Inc.	CONSULT	\$5,000,000	\$529,052	1/29/2018	1/28/2023
FQ15005C	VHB - Vanasse Hangen Brustlin, Inc.	CONSULT	\$2,865,831	\$175,316	1/5/2015	1/31/2020
CQ19089-A	HR&A Advisors Inc	PLANNING	\$297,409	\$297,409	1/28/2019	1/31/2020
FQ15190C	Parsons Transportation Group Inc	CONSULT		\$30,642	1/29/2018	1/28/2023
CQ19089-H	HR&A Advisors Inc	PLANNING		\$90,000	1/9/2019	1/4/2021
FQ15190B	HNTB Corporation	CONSULT		\$223,814	1/29/2018	1/28/2023



WASHINGTON METROPOLITAN AREA TRANSIT AUTHORITY

(CRB0009) Planning Support for Maryland Jurisdictions

FY2023 Q2

Initiative Type: Program
 Investment Program: Support Equipment/Services
 Investment Category: Business & Operations Support

Mode: Systemwide
 Location: State of Maryland

Description

This program facilitates planning and design of potential future transit projects and transit oriented development efforts which create pedestrian-oriented, mixed-use communities centered around Metro stations. This also includes other projects that are of priority interest to Metro and the Maryland jurisdictions.



Expected Outcome


Facilitates improvements in station circulation, station access, regional transportation planning, and joint development activities that are of mutual interest to Metro and the Maryland jurisdictions.

Strategic Drivers

		
Safety	Security	Reliability/SGR

Overall Status

(Programs are ongoing)

Development & Evaluation	
Implementation & Construction	
Operations Activation	

Metro continually partners with the State of Maryland on multiple jurisdiction-funded Joint Development and station improvement studies. In FY2023 Q2, studies at Twinbrook and Bethesda stations are ongoing.

Budget and Funding (\$ Millions)

FY23 Current Budget	YTD % Budget Expended
\$0.94	101%

FY23 Funding Sources	YTD Expended
Formula	\$0.00
PRIIA	\$0.00
Other	\$0.00
Federal Subtotal	\$0.00
System Performance	\$0.00
Reimbursable/Other	\$0.42
DC Dedicated Funding	\$0.00
MD Dedicated Funding	\$0.00
VA Non-Restricted Dedicated Funding	\$0.00
VA Restricted Dedicated Funding	\$0.00
Local Subtotal	\$0.42
Debt	\$0.00
Net Accruals	\$0.53
Total FY23 Expenditures	\$0.95



WASHINGTON METROPOLITAN AREA TRANSIT AUTHORITY

(CRB0009)

Top 30 Active Contracts by Allocated CIP Value

Contract Number	Vendor	Activity	Contract Value	Allocated CIP Value	Contract Start Date	Contract Expiration Date
FQ18033C	WSP USA Inc.	PLANNING	\$36,000,000	\$133,330	1/15/2018	1/15/2023
FQ15190A	AECOM, USA, INC.	CONSULT	\$22,500,000	\$297,833	1/29/2018	1/28/2023
FQ18110	CHK America Inc	3RD_PARTY	\$14,443,906	\$36,330	1/12/2018	1/11/2023
FQ10065-FY18	AECOM, USA, INC.	PLANNING	\$7,000,000	\$488,065	1/20/2016	1/30/2019
CCSCM211074	Sharp And Company	PLANNING	\$6,868,000	\$30,673	1/17/2021	1/17/2023
FQ15005C	VHB - Vanasse Hangen Brustlin, Inc.	PLANNING	\$1,883,842	\$225,000	1/5/2015	1/31/2020
FQ15190C	Parsons Transportation Group Inc	CONSULT		\$30,642	1/29/2018	1/28/2023
CQ19089-H	HR&A Advisors Inc	PLANNING		\$90,000	1/9/2019	1/4/2021
FQ15190B	HNTB Corporation	CONSULT		\$535,658	1/29/2018	1/28/2023



WASHINGTON METROPOLITAN AREA TRANSIT AUTHORITY

(CRB0013) Potomac Yard Station Construction

FY2023 Q2

Initiative Type: Project
 Investment Program: Platforms & Structures
 Investment Category: Stations and Passenger Facilities

Mode: Rail
 Location: Commonwealth of Virginia

Description

The project supports the design and construction of a new Metrorail station on the Yellow and Blue Lines between the existing Braddock Road and Ronald Reagan Washington National Airport Stations. This project is a partnership between Metro and the City of Alexandria, which is funding the new station.



Expected Outcome

Increases access to Metrorail in the City of Alexandria, accommodating economic development, reduced vehicle traffic, and improved quality of life in the City of Alexandria and the surrounding community.

Strategic Drivers



Overall Status

Development & Evaluation	
Implementation & Construction	●
Operations Activation	●

In Q2 - Completed connection to existing track, testing and commissioning of new train systems to existing, ongoing station finishes (painting, faregates, fare collection, PIDs, signage), began East side access road (behind the retaining wall). In addition completed west side civil work (installation of piping and retention pond). Work is ongoing North and South Pavilion (exterior, interior finishes), pedestrian bridge, and nearly complete retaining wall with stone.

Budget and Funding (\$ Millions)

FY23 Current Budget	YTD % Budget Expended
\$74.21	85%

FY23 Funding Sources	YTD Expended
Formula	\$0.00
PRIIA	\$0.00
Other	\$0.00
Federal Subtotal	\$0.00
System Performance	\$0.00
Reimbursable/Other	\$66.13
DC Dedicated Funding	\$0.00
MD Dedicated Funding	\$0.00
VA Non-Restricted Dedicated Funding	\$0.00
VA Restricted Dedicated Funding	\$0.00
Local Subtotal	\$66.13
Debt	\$0.00
Net Accruals	(\$2.87)
Total FY23 Expenditures	\$63.25

Notes: All figures are preliminary and unaudited.



WASHINGTON METROPOLITAN AREA TRANSIT AUTHORITY

(CRB0013)

Top 30 Active Contracts by Allocated CIP Value

Contract Number	Vendor	Activity	Contract Value	Allocated CIP Value	Contract Start Date	Contract Expiration Date
FQ16146	Potomac Yard Constructors A JV	DESIGN_BUILD	\$213,714,000	\$213,714,000	1/11/2018	1/15/2022
FQ18033G	Gannett Fleming Engineers and Architects	CONSULT	\$96,700,000	\$7,311,707	1/23/2018	1/23/2023
FQ18033F	DHA/RK&K Joint Venture	CONSULT	\$95,000,000	\$2,174,469	1/16/2018	1/16/2023
CQ19104	Dell Marketing LP	IT_HARDWARE_OT H	\$90,000,000	\$81,537	1/23/2019	1/22/2022
FQ15192-FY18	Mott MacDonald I&E, LLC	CONSULT	\$75,000,000	\$150,000	1/8/2017	1/31/2019
FQ18033B	HNTB Corporation	ENGINEERING	\$65,000,000	\$103,000	1/2/2018	1/2/2023
C20088A	Transportation Management Service Inc	3RD_PARTY	\$60,780,712	\$20,191,783	1/3/2020	1/2/2023
FQ15192-FY20	Mott MacDonald I&E, LLC	ENGINEERING	\$46,000,000	\$159,720	1/18/2019	1/1/2021
FQ18033I	AECOM-STV JV	CONSULT	\$22,500,000	\$658,002	1/1/2018	1/30/2025
C20147	K&J Safety & Security Consulting	CONSULT	\$19,773,890	\$120,000	1/30/2020	1/31/2025
FQ18033C	WSP USA Inc.	CONSULT	\$12,500,000	\$1,029,800	1/15/2018	1/15/2023
C20113	Transportation Management Service Inc	3RD_PARTY	\$10,196,919	\$72,900	1/22/2020	1/21/2022
FQ18110	CHK America Inc	EQUIP_MATL	\$8,635,950	\$25,988	1/12/2018	1/11/2022
C20088B	Yankee Line Transportation Management	3RD_PARTY	\$7,316,153	\$116,344	1/6/2020	1/2/2023
CQ15052	Wabtec Transportation Systems LLC	CONSULT	\$3,522,520	\$497,845	1/31/2015	1/31/2021
CCSCM211074	Sharp And Company	3RD_PARTY	\$1,768,000	\$9,716	1/17/2021	1/17/2023



WASHINGTON METROPOLITAN AREA TRANSIT AUTHORITY

(CRB0018) Planning Support for Virginia Jurisdictions

FY2023 Q2

Initiative Type: Program
 Investment Program: Support Equipment/Services
 Investment Category: Business & Operations Support

Mode: Systemwide
 Location: Commonwealth of Virginia

Description

This program facilitates planning and design of potential future transit projects and transit oriented development efforts which create pedestrian-oriented, mixed-use communities centered around Metro stations. This also includes other projects that are of priority interest to Metro and the Virginia jurisdictions.



Expected Outcome

Facilitates improvements in station circulation, station access, regional transportation planning, and joint development activities that are of mutual interest to Metro and the Virginia jurisdictions.

Strategic Drivers

 Safety	 Security	 Reliability/SGR
---	--	---

Overall Status

(Programs are ongoing)

Development & Evaluation	
Implementation & Construction	●
Operations Activation	

Metro continually partners with the State of Virginia on multiple jurisdiction-funded Joint Development and station improvement studies. In FY2023 Q2, studies at the Roslyn and Pentagon stations are ongoing. Future studies are being planned at Pentagon City metro and the Vienna bus transfer.

Budget and Funding (\$ Millions)

FY23 Current Budget	YTD % Budget Expended
\$1.08	87%

FY23 Funding Sources	YTD Expended
Formula	\$0.00
PRIIA	\$0.00
Other	\$0.00
Federal Subtotal	\$0.00
System Performance	\$0.00
Reimbursable/Other	\$0.47
DC Dedicated Funding	\$0.00
MD Dedicated Funding	\$0.00
VA Non-Restricted Dedicated Funding	\$0.00
VA Restricted Dedicated Funding	\$0.00
Local Subtotal	\$0.47
Debt	\$0.00
Net Accruals	\$0.47
Total FY23 Expenditures	\$0.94



WASHINGTON METROPOLITAN AREA TRANSIT AUTHORITY

(CRB0018)

Top 30 Active Contracts by Allocated CIP Value

Contract Number	Vendor	Activity	Contract Value	Allocated CIP Value	Contract Start Date	Contract Expiration Date
FQ18033I	AECOM-STV JV	CONSULT	\$70,000,000	\$40,000	1/1/2018	1/30/2025
FQ18033C	WSP USA Inc.	PLANNING	\$36,000,000	\$233,328	1/15/2018	1/15/2023
FQ18110	CHK America Inc	PLANNING	\$8,635,950	\$25,988	1/12/2018	1/11/2022
FQ15190D	WSP USA Inc.	CONSULT	\$5,000,000	\$543,522	1/29/2018	1/28/2023
FQ15190A-FY19	AECOM, USA, INC.	PLANNING	\$1,000,000	\$76,176	1/22/2019	1/30/2020
FQ15190C	Parsons Transportation Group Inc	CONSULT		\$30,641	1/29/2018	1/28/2023
CQ19089-H	HR&A Advisors Inc	PLANNING		\$403,471	1/9/2019	1/5/2023
FQ15190B	HNTB Corporation	CONSULT		\$587,704	1/29/2018	1/28/2023



WASHINGTON METROPOLITAN AREA TRANSIT AUTHORITY

(CRB0019_19) Silver Line Phase 1 Railcars

FY2023 Q2

Initiative Type: Project
 Investment Program: Acquisition
 Investment Category: Railcar and Railcar Facilities

Mode: Rail
 Location: Systemwide

Description

This project acquires 64 new 7000 series railcars for phase 1 construction of the Silver Line. The railcars are funded by the Metropolitan Washington Airports Authority.



Expected Outcome

Provides additional railcars necessary for the phase 1 portion of the new Silver Line rail service. All railcars have been received.

Strategic Drivers

 Safety	 Security	 Reliability/SGR
---	--	---

Overall Status

Development & Evaluation	
Implementation & Construction	
Operations Activation	

Delivery and acceptance of as-built drawings, as well as warranty and milestone payments continue to be delayed in FY2023 due to the 7000-Series derailment and investigation.

Budget and Funding (\$ Millions)

FY23 Current Budget	YTD % Budget Expended
\$5.48	0%

FY23 Funding Sources	YTD Expended
Formula	\$0.00
PRIIA	\$0.00
Other	\$0.00
Federal Subtotal	\$0.00
System Performance	\$0.00
Reimbursable/Other	\$0.00
DC Dedicated Funding	\$0.00
MD Dedicated Funding	\$0.00
VA Non-Restricted Dedicated Funding	\$0.00
VA Restricted Dedicated Funding	\$0.00
Local Subtotal	\$0.00
Debt	\$0.00
Net Accruals	\$0.00
Total FY23 Expenditures	\$0.00



WASHINGTON METROPOLITAN AREA TRANSIT AUTHORITY

(CRB0019_19)

Top 30 Active Contracts by Allocated CIP Value

There are no active contracts associated with this CIP



WASHINGTON METROPOLITAN AREA TRANSIT AUTHORITY

(CRB0020) Silver Line Phase 2 Construction Support

FY2023 Q2

Initiative Type: Project
 Investment Program: Platforms & Structures
 Investment Category: Stations and Passenger Facilities

Mode: Rail
 Location: Commonwealth of Virginia

Description

This project supports Phase 2 construction, integration, and infrastructure improvements for the Silver Line extension of six stations. This project is managed and funded by the Metropolitan Washington Airports Authority



Expected Outcome

Provides rail customers a direct connection to Dulles International Airport and better access to rail service for residents, visitors, and businesses in Western Fairfax County and Loudoun County.

Strategic Drivers

Safety	Security	Reliability/SGR

Overall Status

Development & Evaluation	
Implementation & Construction	
Operations Activation	

Signage, graphics, and art installation, as well as the purchasing of non-revenue vehicles and railyard shop equipment are ongoing. Consulting and engineering work are concluding. Six new stations opened for passenger service in November-FY2023.

Budget and Funding (\$ Millions)

FY23 Current Budget	YTD % Budget Expended
\$3.37	290%

FY23 Funding Sources	YTD Expended
Formula	\$0.00
PRIIA	\$0.00
Other	\$0.00
Federal Subtotal	\$0.00
System Performance	\$0.00
Reimbursable/Other	\$9.85
DC Dedicated Funding	\$0.00
MD Dedicated Funding	\$0.00
VA Non-Restricted Dedicated Funding	\$0.00
VA Restricted Dedicated Funding	\$0.00
Local Subtotal	\$9.85
Debt	\$0.00
Net Accruals	(\$0.07)
Total FY23 Expenditures	\$9.78



WASHINGTON METROPOLITAN AREA TRANSIT AUTHORITY

(CRB0020)

Top 30 Active Contracts by Allocated CIP Value

Contract Number	Vendor	Activity	Contract Value	Allocated CIP Value	Contract Start Date	Contract Expiration Date
RC7000	Kawasaki Rail Car Inc	ENGINEERING	\$1,506,723,615	\$6,381,358	1/8/2010	1/15/2019
FQ15191-FY18	Gannett Fleming-Parsons Joint Venture II	DESIGN	\$100,000,000	\$361,316	1/11/2017	1/31/2020
FQ18033D	Jacobs Engineering Group, Inc.	ENGINEERING	\$80,500,000	\$7,209,695	1/21/2018	1/21/2023
FQ15192-FY18	Mott MacDonald I&E, LLC	CONSULT	\$70,000,000	\$16,955,023	1/8/2017	1/31/2019
FQ15191-FY19	Gannett Fleming-Parsons Joint Venture II	CONSULT	\$66,000,000	\$691,077	1/2/2017	1/30/2020
FQ18033G	Gannett Fleming Engineers and Architects	CONSULT	\$49,000,000	\$721,235	1/23/2018	1/23/2023
FQ15191-FY17R	Gannett Fleming-Parsons Joint Venture II	CONSULT	\$40,000,000	\$669,707	1/1/2016	1/31/2020
FQ15192-FY17	Mott MacDonald I&E, LLC	CONSULT	\$40,000,000	\$2,808,297	1/8/2016	1/31/2020
FQ15192-FY20	Mott MacDonald I&E, LLC	CONSULT	\$24,650,902	\$309,534	1/18/2019	1/30/2020
C20147	K&J Safety & Security Consulting	CONSULT	\$19,773,890	\$800,000	1/30/2020	1/31/2025
FQ18098	Clark Construction Group, LLC	CONSTRUCTION	\$13,741,880	\$13,741,880	1/17/2019	1/7/2020
FQ18185	Schneider Electric Critical Systems, Inc	EQUIP_MATL	\$5,383,924	\$707,671	1/29/2018	1/30/2021
FDULS211272	Mott MacDonald I&E, LLC	CONSULT	\$4,133,951	\$4,133,950	1/6/2021	1/30/2022
CQ19177E	Susan Fitzgerald & Associates, Inc.	CONSULT	\$2,738,826	\$321,754	1/13/2019	1/12/2021
FQ19215	Wabtec Transportation Systems LLC	CONSULT	\$2,171,788	\$2,171,788	1/17/2019	1/16/2020
CQ18048A	A-Connection, Inc.	EQUIPMENT	\$1,709,354	\$233,594	1/1/2018	1/31/2021
FQ19039/SD M	George W Allen Company LLC	EQUIP_MATL	\$1,561,889	\$1,581,188	1/3/2019	1/3/2020
C20056	Criswell Chevrolet	VEHICLES_RAIL	\$1,088,927	\$1,088,927	1/12/2020	1/11/2021
C20061	Lindsay Ford LLC	VEHICLES_RAIL	\$739,200	\$739,200	1/17/2020	1/31/2020
FSVMT21105 5-ACM-A	Criswell Chevrolet	VEHICLES_RAIL	\$620,384	\$620,384	1/7/2021	1/4/2022
C20025A	Western Star Trucks of Delmarva, LLC	VEHICLES_RAIL	\$438,498	\$438,498	1/12/2020	1/15/2021
FQ19259	Eastern Lift Truck Company Inc	VEHICLES_RAIL	\$390,540	\$390,540	1/3/2020	1/31/2021
FSVMT21105 5-ACM (B)	Brian Hoskins Ford	VEHICLES_RAIL	\$352,760	\$352,760	1/23/2021	1/22/2022
FIT01222091	Business Marketers Group Inc	EQUIP_MATL	\$349,360	\$349,360	1/20/2022	1/23/2022
FQ15037	Brad J Goldberg Inc	DESIGN	\$290,000	\$278,602	1/10/2017	1/31/2020
FQ15040	Haddad Drugan, LLC	DESIGN	\$250,000	\$250,000	1/20/2017	1/19/2020
C20025	K Neal International Trucks Inc	VEHICLES_RAIL	\$243,300	\$243,300	1/12/2020	1/15/2021
FQ15124_22N D*	22nd Century Technologies Inc	CONSULT		\$369,982	1/13/2016	1/30/2020
FQ15124_SFA	Susan Fitzgerald & Associates, Inc.	CONSULT		\$377,931	1/14/2016	1/30/2020
FQ18056	Cubic Transportation Systems Inc.	AFC_EQUIPMENT		\$9,204,660	1/14/2018	1/13/2019

Notes: All figures are preliminary and unaudited.



WASHINGTON METROPOLITAN AREA TRANSIT AUTHORITY

(CRB0020_01) Silver Line Phase 2 Railcars

FY2023 Q2

Initiative Type: Project
 Investment Program: Acquisition
 Investment Category: Railcar and Railcar Facilities

Mode: Rail
 Location: Systemwide

Description

This project acquires 64 new 7000 series railcars for phase 2 construction of the Silver Line. The railcars are funded by the Metropolitan Washington Airports Authority.



Expected Outcome

Provides additional railcars necessary for the phase 2 portion of the new Silver Line rail service. All railcars have been received.

Strategic Drivers

Safety	Security	Reliability/SGR

Overall Status

Development & Evaluation	
Implementation & Construction	●
Operations Activation	

0

Budget and Funding (\$ Millions)

FY23 Current Budget	YTD % Budget Expended
\$1.20	0%

FY23 Funding Sources	YTD Expended
Formula	\$0.00
PRIIA	\$0.00
Other	\$0.00
Federal Subtotal	\$0.00
System Performance	\$0.00
Reimbursable/Other	\$0.00
DC Dedicated Funding	\$0.00
MD Dedicated Funding	\$0.00
VA Non-Restricted Dedicated Funding	\$0.00
VA Restricted Dedicated Funding	\$0.00
Local Subtotal	\$0.00
Debt	\$0.00
Net Accruals	\$0.00
Total FY23 Expenditures	\$0.00



There are no active contracts associated with this CIP



WASHINGTON METROPOLITAN AREA TRANSIT AUTHORITY

(CRB0127) Purple Line Construction Support

FY2023 Q2

Initiative Type: Project
 Investment Program: Platforms & Structures
 Investment Category: Stations and Passenger Facilities

Mode: Rail
 Location: Maryland

Description

This project supports the Purple Line, a 16-mile light rail transit line extending from Bethesda to New Carrollton. The Maryland Transit Administration (MTA) is managing and funding the development of the line which will connect to four Metrorail stations: Bethesda, Silver Spring, College Park, and New Carrollton. This project includes design and engineering support to integrate Metro facilities with the Purple Line and a new entrance into the South Mezzanine at Bethesda Station.



Expected Outcome

Supports future multi-modal connections that will increase transit access in the region. Increases passengers flexibility and convenience.

Strategic Drivers

Safety	Security	Reliability/SGR

Overall Status

Development & Evaluation	
Implementation & Construction	
Operations Activation	

MTS RWP training is ongoing. Silver Spring Jack and Bore completed and WSSC 24 " Line betterment is moving forward. Blast plan not yet available, but expected mid year. College Park bus loop maintenance redesign is ongoing. New Carrollton design comments for the pedestrian accomodation is being reviewed. Bethesda South Station Entrance design to be resubmitted with a desing build contract option. Construction to start around January 2024 to expected to be complete in Fall of 2025.

Budget and Funding (\$ Millions)

FY23 Current Budget	YTD % Budget Expended
\$4.71	58%

FY23 Funding Sources	YTD Expended
Formula	\$0.00
PRIIA	\$0.00
Other	\$0.00
Federal Subtotal	\$0.00
System Performance	\$0.00
Reimbursable/Other	\$2.99
DC Dedicated Funding	\$0.00
MD Dedicated Funding	\$0.00
VA Non-Restricted Dedicated Funding	\$0.00
VA Restricted Dedicated Funding	\$0.00
Local Subtotal	\$2.99
Debt	\$0.00
Net Accruals	(\$0.24)
Total FY23 Expenditures	\$2.75



WASHINGTON METROPOLITAN AREA TRANSIT AUTHORITY

(CRB0127)

Top 30 Active Contracts by Allocated CIP Value

Contract Number	Vendor	Activity	Contract Value	Allocated CIP Value	Contract Start Date	Contract Expiration Date
FQ18033G	Gannett Fleming Engineers and Architects	CONSULT	\$70,000,000	\$300,000	1/23/2018	1/23/2023
CQ19104	Dell Marketing LP	IT_HARDWARE_OT H	\$35,000,000	\$23,205	1/23/2019	1/22/2022
C20147	K&J Safety & Security Consulting	CONSTRUCTION	\$19,773,890	\$45,000	1/30/2020	1/31/2025
FQ18110	CHK America Inc	3RD_PARTY	\$8,635,950	\$66,478	1/12/2018	1/11/2022
FQ15205	Sharp And Company	CONSULT	\$3,092,312	\$32,137	1/8/2016	1/7/2020
FQ19172KGP	KGP Design Studio LLC	ENGINEERING	\$2,000,000	\$1,427,568	1/3/2019	1/3/2024
CCSCM211074	Sharp And Company	CONSULT	\$1,768,000	\$30,233	1/17/2021	1/17/2023
FQ17044S	Singleton Electric Company, Inc.	CONSTRUCTION		\$92,369	1/9/2018	1/30/2020



WASHINGTON METROPOLITAN AREA TRANSIT AUTHORITY

(CRB0136) McLean Station - New Entrance

FY2023 Q2

Initiative Type: Project
 Investment Program: Signals & Communications
 Investment Category: Rail Systems

Mode: Rail
 Location:

Description

Construction of a new second entrance to McLean Station.



Expected Outcome

Strategic Drivers

Safety	Security	Reliability/SGR

Overall Status

Development & Evaluation	
Implementation & Construction	
Operations Activation	

Contractor mobilization started 11/21 (fencing, site work-demo and layout of existing utilities). Fairfax did not approve the waterline design which is likely to cause delays.

Budget and Funding (\$ Millions)

FY23 Current Budget	YTD % Budget Expended
\$0.80	0%

FY23 Funding Sources	YTD Expended
Formula	\$0.00
PRIIA	\$0.00
Other	\$0.00
Federal Subtotal	\$0.00
System Performance	\$0.00
Reimbursable/Other	\$0.00
DC Dedicated Funding	\$0.00
MD Dedicated Funding	\$0.00
VA Non-Restricted Dedicated Funding	\$0.00
VA Restricted Dedicated Funding	\$0.00
Local Subtotal	\$0.00
Debt	\$0.00
Net Accruals	\$0.00
Total FY23 Expenditures	\$0.00



WASHINGTON METROPOLITAN AREA TRANSIT AUTHORITY

(CRB0136)

Top 30 Active Contracts by Allocated CIP Value

Contract Number	Vendor	Activity	Contract Value	Allocated CIP Value	Contract Start Date	Contract Expiration Date
FQ18033G	Gannett Fleming Engineers and Architects	CONSULT	\$90,000,000	\$500,000	1/23/2018	1/23/2023