




We're serious about safety.

Metro police, safety officers and staff are in the field daily, keeping an eye out for anything unusual. And you can help. If you witness anything out of the ordinary, tell the bus driver or Metro police officer. To report an emergency to Metro Transit Police, call:

202-962-2121.

Your Guide To Metrobus Safety



- Safety features
- Emergency procedures
- Suspicious packages or activity



202-637-7000
TTY 202-638-3780
metroopensdoors.com



Getting on and off the bus

- Keep a safe distance from the curb as the bus pulls up.
- Don't run for the bus. That's when most accidents happen.
- Watch your step and hold the hand-rail when getting on and off the bus, especially in wet or icy conditions.
- Stay clear of closing doors.
- Make sure the bus is stopped and the driver sees you before you step in front of the bus to load or unload your bicycle. Never step into traffic to load or unload your bicycle.
- If you have to cross the street after getting off a bus, wait until the bus has pulled away from the bus stop.

Riding the bus

- Never lean against the door.
- If you are standing, hold onto the handrails on seats or overhead.
- Do not stand in front of the white line or talk to the driver while the bus is moving; doing so can interfere with the safe operation of the bus.
- Attend to your children at all times.
- Do not hang your arms or hands out of the windows.
- Follow the bus driver's instructions.

Suspicious packages or activity

If you see a suspicious package or witness unusual activity at a bus stop or on a bus, tell the bus driver or a police officer about it.

In case of emergency

Listen to and obey the instructions of the Metrobus driver; he or she is highly-trained for emergency situations.

Emergency escape windows

You can recognize the emergency escape windows by their label and distinctive red handles. Next to the handle are simple instructions for opening the windows.



Use the red hammer...



...to break the glass and access the manual door opener.

Manual door operation

You can open the doors by disabling the mechanical opener. The release is next to the door. Use the red hammer to break the glass protecting the door release, then follow the instructions next to the door release.

Ceiling escape hatches

If you can't get out through the doors or windows, use the ceiling escape hatches. Each hatch has instructions for opening it.



Use the ceiling escape hatch if the doors and windows are blocked.

Fire extinguishers

If there is a fire on a Metrobus, the driver is always the first person responsible for putting it out. But if the driver is unable to, it's a good idea for you to know where Metro stores the fire extinguishers.

They are:

- behind or under the driver's seat.



Fire extinguishers are in the front of the bus ...

- Inside the front door under the passenger side seat.




...usually behind the driver's seat.

Bus safety and security features

Protective wheel devices

Metrobuses are equipped with protective wheel devices to sweep people out of harm's way if they fall under the rear wheels of the bus. The guards are attached to the back right wheel. Their curved shape acts like a wing, pushing whatever is caught out of the way by lifting it outward from the path of the bus.



Wheel devices push whatever is caught out of the path of the bus.

Onboard video cameras

Cameras on Metrobuses ensure your safety, and also provide valuable information in case of an accident or criminal investigation. Approximately 100 Metrobuses have the onboard cameras, and all buses will be equipped with the video cameras in the future.



Cameras capture activity onboard the bus.


Fire safety

Metrobus seats and carpets are flame retardant and fire resistant to help eliminate the danger of flash fires.



Metrobus seats and carpets are flame retardant and fire resistant.

Compressed natural gas (CNG) buses are equipped with a fire suppression system which protects against engine fires. In case of a fire, the system puts out the fire and prevents it from restarting.



In case of a fire, the system will put out the fire and prevent it from restarting.

Railroad grade crossing safety

Metrobus serves an area which has 23 railroad grade crossings. In a typical week, Metrobuses drive over grade crossings more than 5,200 times.



Metrobus operators stop at all railroad grade crossings.

In accordance with federal safety regulations, Metrobus operators stop at all railroad grade crossings.

To ensure your safety, Metrobus operators have been thoroughly trained in railroad rights-of-way safety practices in cooperation with CSX, the National Transportation Safety Board, the National Safety Council and Operation Lifesaver.

Schedule a free safety presentation

Metro safety officers are available to speak to community groups, schools and individual companies about Metro safety. To schedule a free safety presentation, please call:

202-962-1057.