

# **WASHINGTON METROPOLITAN AREA TRANSIT AUTHORITY**



## **NEW CARROLLTON AND LANDOVER YARDS IMPROVEMENTS PRINCE GEORGE'S COUNTY, MD**

**GENERAL PLANS  
FTA REVIEW DRAFT**

**OCTOBER 2014**

# NEW CARROLLTON YARD IMPROVEMENTS

## LIST OF DRAWINGS

Drawing #	Sheet #	DRAWING TITLE
G-001	1 of 47	COVER
G-002	2 of 47	LIST OF DRAWINGS
G-003	3 of 47	VICINITY MAP
G-004	4 of 47	NEW CARROLLTON YARD EXISTING CONDITIONS
G-005	5 of 47	NEW CARROLLTON YARD SITE PLAN
G-006	6 of 47	FIRST FLOOR PLAN - OPERATIONS BUILDING
G-007	7 of 47	SECOND FLOOR PLAN - OPERATIONS BUILDING
G-008	8 of 47	THIRD FLOOR PLAN - OPERATIONS BUILDING
G-009	9 of 47	BUILDING ELEVATIONS - OPERATIONS BUILDING
G-010	10 of 47	ROOF PLAN / SECTION - OPERATIONS BUILDING
G-011	11 of 47	FIRST FLOOR PLANS - NORTH PLATFORM & CONTROL TOWER
G-012	12 of 47	SECOND FLOOR PLAN - NORTH PLATFORM & CONTROL TOWER
G-013	13 of 47	NORTH BUILDING ELEVATION - NORTH PLATFORM & CONTROL TOWER
G-014	14 of 47	SOUTH BUILDING ELEVATION - NORTH PLATFORM & CONTROL TOWER
G-015	15 of 47	EAST/WEST BUILDING ELEVATIONS - NORTH PLATFORM & CONTROL TOWER
G-016	16 of 47	FLOOR PLAN - EAST PLATFORM
G-017	17 of 47	ELEVATIONS - EAST PLATFORM
G-018	18 of 47	OVERALL FLOOR PLAN - S&I SHOP ANNEX
G-019	19 of 47	PARTIAL PLAN AREA 1 - S&I SHOP ANNEX
G-020	20 of 47	PARTIAL PLAN AREA 2 - S&I SHOP ANNEX
G-021	21 of 47	MEZZANINE LEVEL PARTIAL FLOOR PLANS - S&I SHOP
G-022	22 of 47	GROUND LEVEL FLOOR PLANS - ATC/TRAINING BUILDING
G-023	23 of 47	LANDOVER STATION EXISTING CONDITIONS
G-024	24 of 47	LANDOVER STATION SITE PLAN
G-025	25 of 47	OVERALL FIRST FLOOR PLAN - CTEM/TRST BUILDING
G-026	26 of 47	PARTIAL FLOOR PLAN AREA 1 - CTEM/TRST BUILDING
G-027	27 of 47	PARTIAL FLOOR PLAN AREA 2 - CTEM/TRST BUILDING
G-028	28 of 47	PARTIAL FIRST FLOOR PLAN AREA 3 - CTEM/TRST BUILDING
G-029	29 of 47	PARTIAL FIRST FLOOR PLAN AREA 4 - CTEM/TRST BUILDING
G-030	30 of 47	PARTIAL FIRST FLOOR PLAN AREA 5 - CTEM/TRST BUILDING
G-031	31 of 47	PARTIAL FIRST FLOOR PLAN AREA 6 - CTEM/TRST BUILDING
G-032	32 of 47	OVERALL MEZZANINE FLOOR PLAN - CTEM/TRST BUILDING
G-033	33 of 47	PARTIAL MEZZANINE PLAN AREA 7 - CTEM/TRST BUILDING
G-034	34 of 47	PARTIAL MEZZANINE PLAN AREA 8 - CTEM/TRST BUILDING
G-035	35 of 47	PARTIAL MEZZANINE PLAN AREA 9 - CTEM/TRST BUILDING
G-036	36 of 47	PARTIAL PLAN AREA 10 - CTEM/TRST BUILDING
G-037	37 of 47	PARTIAL MEZZANINE PLAN AREA 11 - CTEM/TRST BUILDING
G-038	38 of 47	PARTIAL MEZZANINE PLAN AREA 12 - CTEM/TRST BUILDING
G-039	39 of 47	STORAGE MEZZANINE PLANS - CTEM/TRST BUILDING
G-040	40 of 47	BUILDING ELEVATIONS - 1 - CTEM/TRST BUILDING
G-041	41 of 47	BUILDING ELEVATIONS - 2 - CTEM/TRST BUILDING
G-042	42 of 47	GRADE LEVEL PLAN - PARKING STRUCTURE
G-043	43 of 47	TYPICAL LEVEL PLAN - LEVELS 2 THROUGH 5 - PARKING STRUCTURE
G-044	44 of 47	TYPICAL LEVEL PLAN - LEVEL 6 - PARKING STRUCTURE
G-045	45 of 47	ROOF LEVEL PLAN - PARKING STRUCTURE
G-046	46 of 47	BUILDING ELEVATIONS - PARKING STRUCTURE
G-047	47 of 47	BUILDING SECTIONS - PARKING STRUCTURE

CONTRACT NO.  
XXXXXXX

DESIGNED	MRV	07/14/14
DRAWN	MJP	07/14/14
CHECKED	...	07/14/14
APPROVED		DATE

REFERENCE DRAWINGS	
NUMBER	DESCRIPTION

REVISIONS		
DATE	BY	DESCRIPTION

**WASHINGTON METROPOLITAN TRANSIT AUTHORITY**

DEPARTMENT OF TRANSIT INFRASTRUCTURE AND ENGINEERING SERVICES  
OFFICE OF THE CHIEF ENGINEER, INFRASTRUCTURE

SUBMITTED \_\_\_\_\_ DATE \_\_\_\_\_ APPROVED \_\_\_\_\_ DATE \_\_\_\_\_  
CHIEF ENGINEER

NEW CARROLLTON YARD IMPROVEMENTS

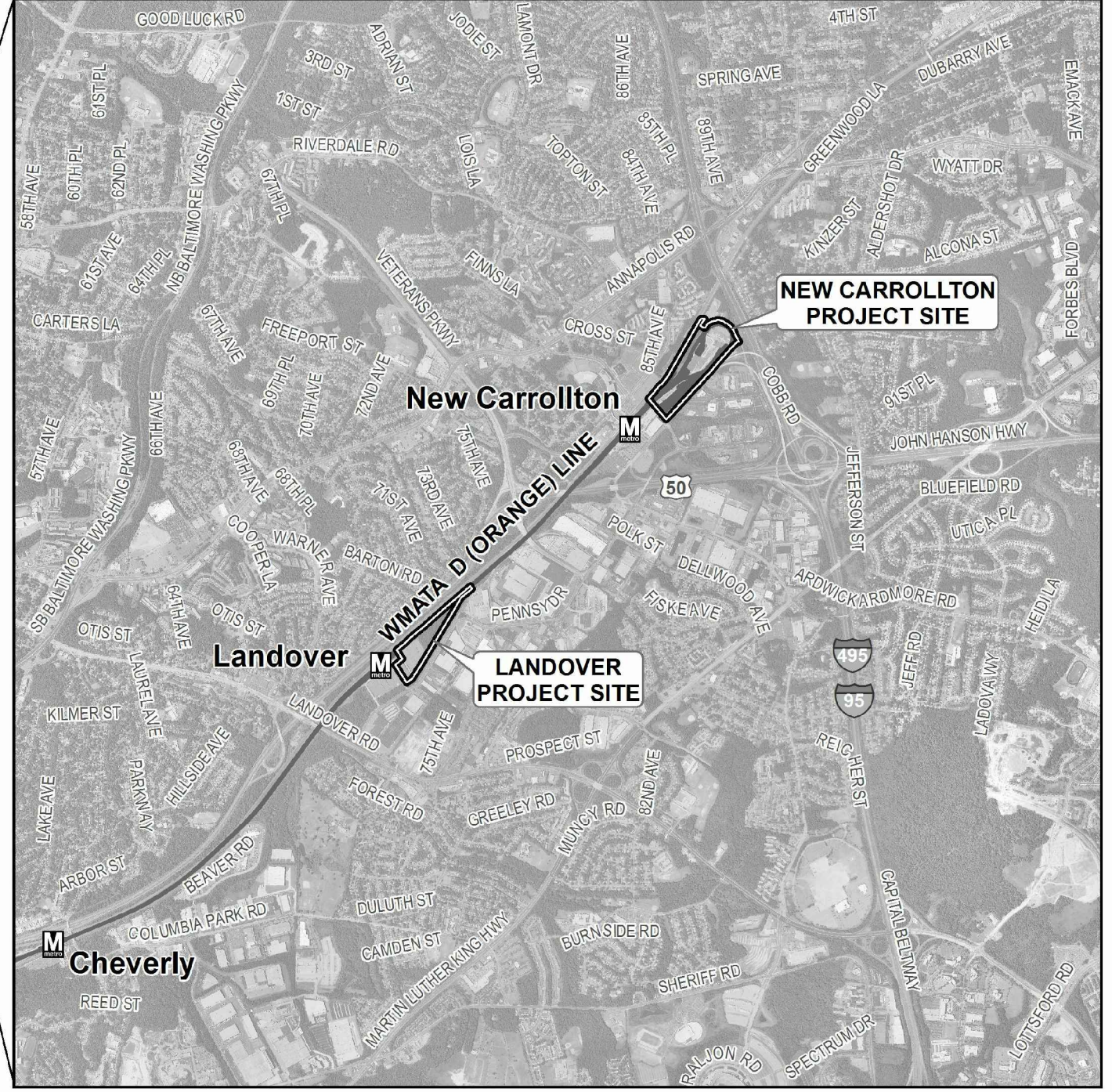
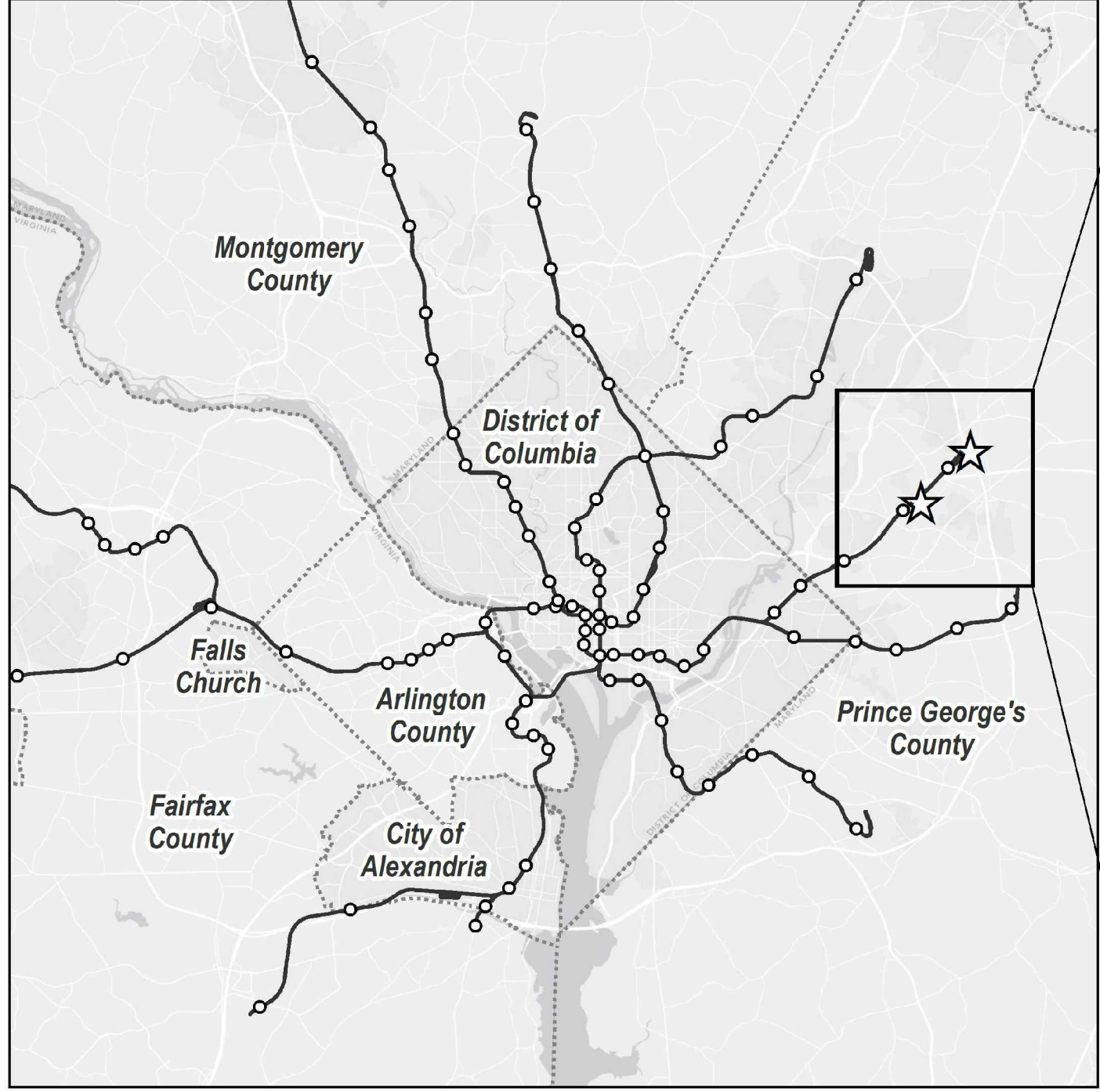
LIST OF DRAWINGS

SCALE Not to Scale	DRAWING NO. G-002	SHEET NO. 2 of 47
-----------------------	----------------------	----------------------

Oct 02, 2014 - 12:00pm L:\WATA\_On-Call\_Planning\_Services\New\_Carrollton\_Yard\_Improvements\400-Technical\General\_Drawings\NCY\_General\_Plans\_Index\_and\_Vicinity\_Map.dwg



Oct 02, 2014 - 11:00am  
 L:\WMATA\_On-Call\_Planning\_Services\New\_Carrollton\_Yard\_Improvements\400-Technical\General\_Plans\General\_Plans\_Index\_and\_Vicinity\_Map.dwg



CONTRACT NO.  
XXXXXXX

		REFERENCE DRAWINGS		REVISIONS		
DESIGNED	DATE	NUMBER	DESCRIPTION	DATE	BY	DESCRIPTION
MRV	07/14/14					
MJP	07/14/14					
...	DATE					

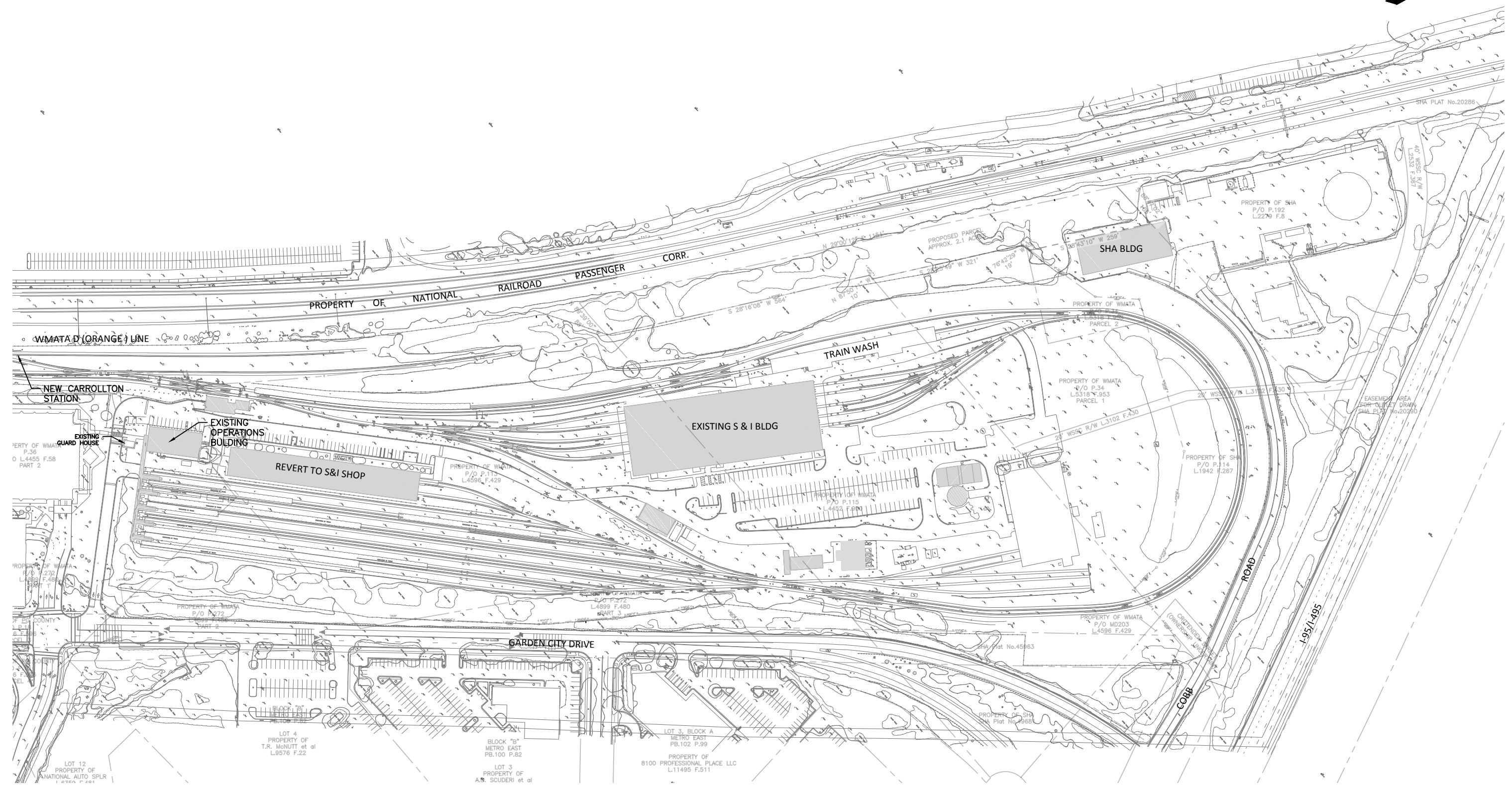
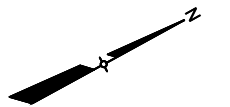
**WASHINGTON METROPOLITAN TRANSIT AUTHORITY**  
 DEPARTMENT OF TRANSIT INFRASTRUCTURE AND ENGINEERING SERVICES  
 OFFICE OF THE CHIEF ENGINEER, INFRASTRUCTURE

SUBMITTED \_\_\_\_\_ DATE \_\_\_\_\_  
 APPROVED \_\_\_\_\_ DATE \_\_\_\_\_  
CHIEF ENGINEER

**NEW CARROLLTON YARD IMPROVEMENTS**  
**VICINITY MAP**

SCALE: Not to Scale  
 DRAWING NO. G-003  
 SHEET NO. 3 of 47





Oct 02, 2014 - 11:06am  
 L:\WMATA On-Call Planning Services\New Carrollton Yard Improvements\400-Technical\General Plans\NewCarrollton Site Plan\NewCarrolltonYard\_Existing\_071414.dwg

CONTRACT NO.  
XXXXXX

DESIGNED			DRAWN			CHECKED			APPROVED		
NUMBER	DESCRIPTION	DATE	NUMBER	DESCRIPTION	DATE	NUMBER	DESCRIPTION	DATE	NUMBER	DESCRIPTION	DATE

REFERENCE DRAWINGS			REVISIONS		
NUMBER	DESCRIPTION	DATE	BY	DESCRIPTION	DATE

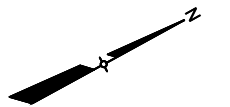
**WASHINGTON METROPOLITAN TRANSIT AUTHORITY**  
 DEPARTMENT OF TRANSIT INFRASTRUCTURE AND ENGINEERING SERVICES  
 OFFICE OF THE CHIEF ENGINEER, INFRASTRUCTURE

SUBMITTED \_\_\_\_\_ DATE \_\_\_\_\_ APPROVED \_\_\_\_\_ DATE \_\_\_\_\_  
 CHIEF ENGINEER

**NEW CARROLLTON YARD IMPROVEMENTS**  
 NEW CARROLLTON YARD EXISTING CONDITIONS

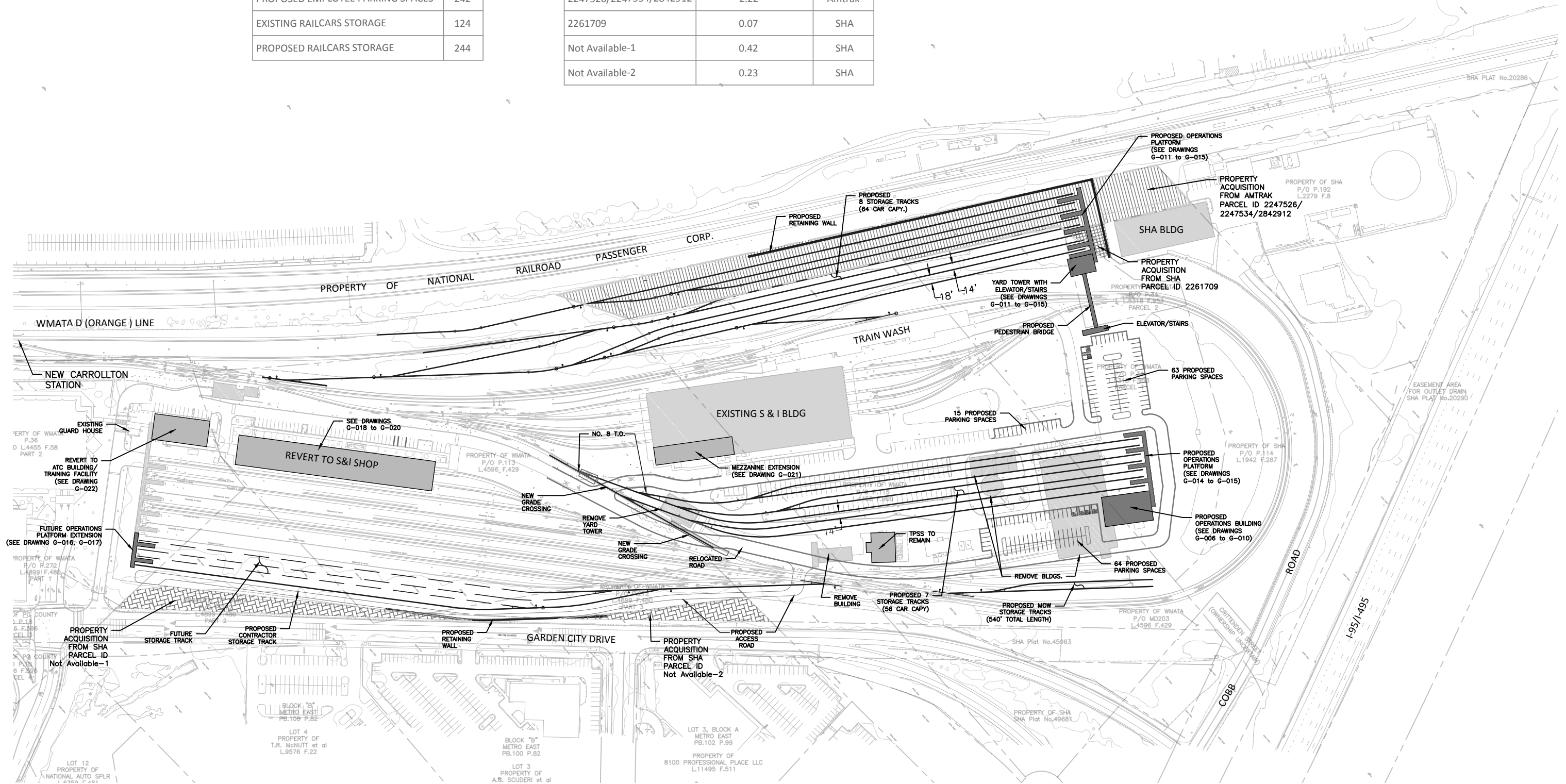
SCALE: 1" = 200'  
 DRAWING NO. G-004  
 SHEET NO. 4 of 47





EXISTING EMPLOYEE PARKING SPACES	234
PROPOSED EMPLOYEE PARKING SPACES	242
EXISTING RAILCARS STORAGE	124
PROPOSED RAILCARS STORAGE	244

County Parcel Tax ID	Acquired Area (Acres)	Owner
2247526/2247534/2842912	2.22	Amtrak
2261709	0.07	SHA
Not Available-1	0.42	SHA
Not Available-2	0.23	SHA



Oct 02, 2014 11:40am L:\WMATA On-Call Planning Services\New Carrollton Yard Improvements\400-Technical\General Plans\NewCarrollton\Site Plan\NewCarrolltonYard-082514.dwg

CONTRACT NO. XXXXXXX

DESIGNED	DRAWN	CHECKED	APPROVED	DATE	REFERENCE DRAWINGS		REVISIONS	
					NUMBER	DESCRIPTION	DATE	BY
MRV		MJP		07/14/14				
				07/14/14				

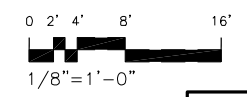
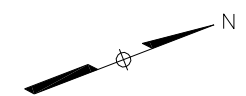
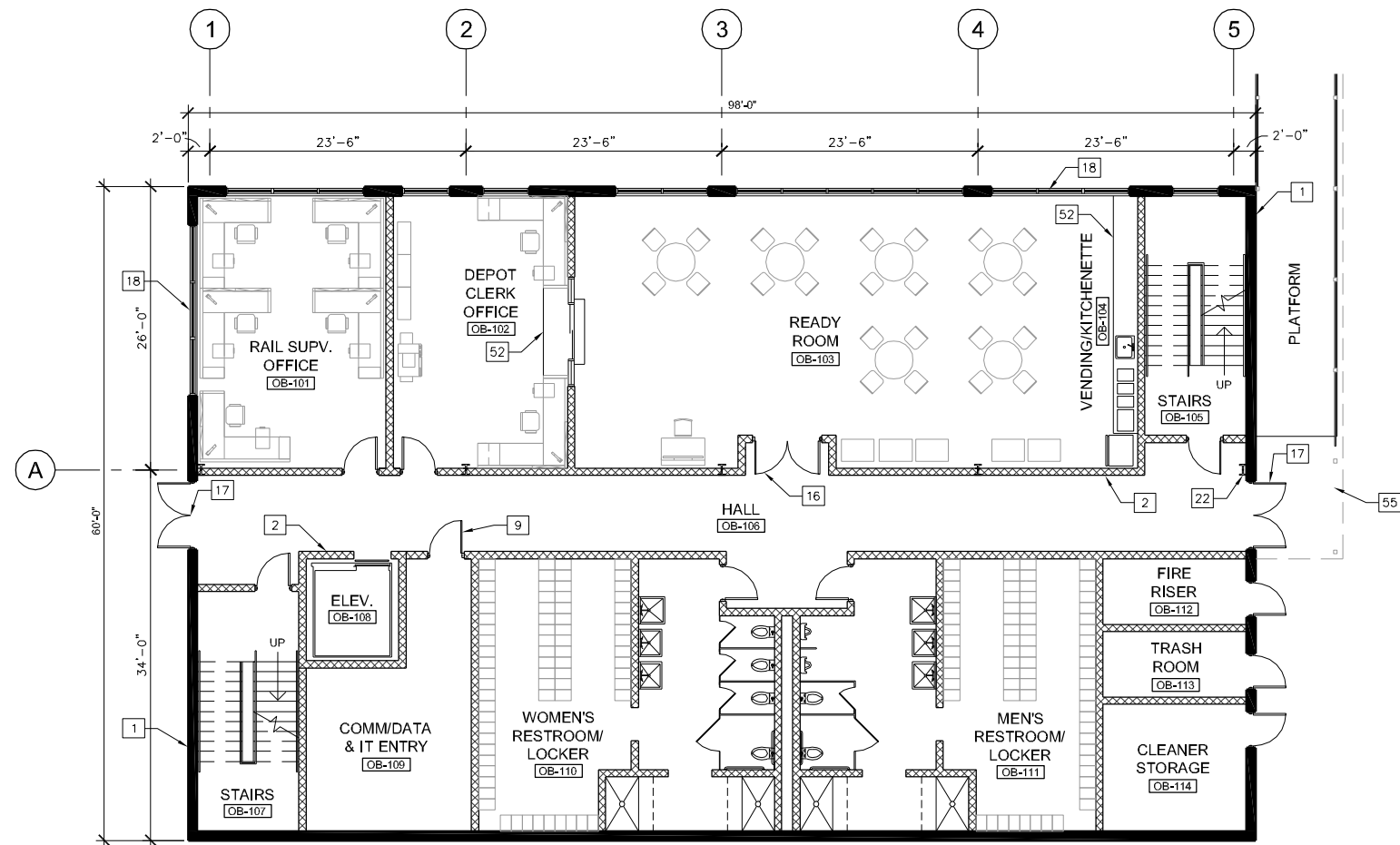
**WASHINGTON METROPOLITAN TRANSIT AUTHORITY**  
 DEPARTMENT OF TRANSIT INFRASTRUCTURE AND ENGINEERING SERVICES  
 OFFICE OF THE CHIEF ENGINEER, INFRASTRUCTURE

SUBMITTED \_\_\_\_\_ DATE \_\_\_\_\_ APPROVED \_\_\_\_\_ DATE \_\_\_\_\_  
 CHIEF ENGINEER

**NEW CARROLLTON YARD IMPROVEMENTS**  
**NEW CARROLLTON YARD SITE PLAN**

SCALE: 1" = 200'  
 DRAWING NO. G-005  
 SHEET NO. 5 of 47

Oct\_02\_2014-9:28am  
 R:\PROJECTS\173237D - New Carrollton\DRAWINGS\New Carrollton\WATA-A1-B to A2-B - Ops\_Bldg.dwg



CONTRACT NO.  
XXXXXX

DESIGNED	ASI	8/29/14
DRAWN	RR	8/29/14
CHECKED	MNG	8/29/14
APPROVED	ASI	8/29/14

REFERENCE DRAWINGS	
NUMBER	DESCRIPTION

REVISIONS		
NUMBER	DATE	DESCRIPTION

**WASHINGTON METROPOLITAN TRANSIT AUTHORITY**  
 DEPARTMENT OF TRANSIT INFRASTRUCTURE AND ENGINEERING SERVICES  
 OFFICE OF THE CHIEF ENGINEER, INFRASTRUCTURE

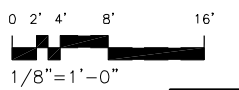
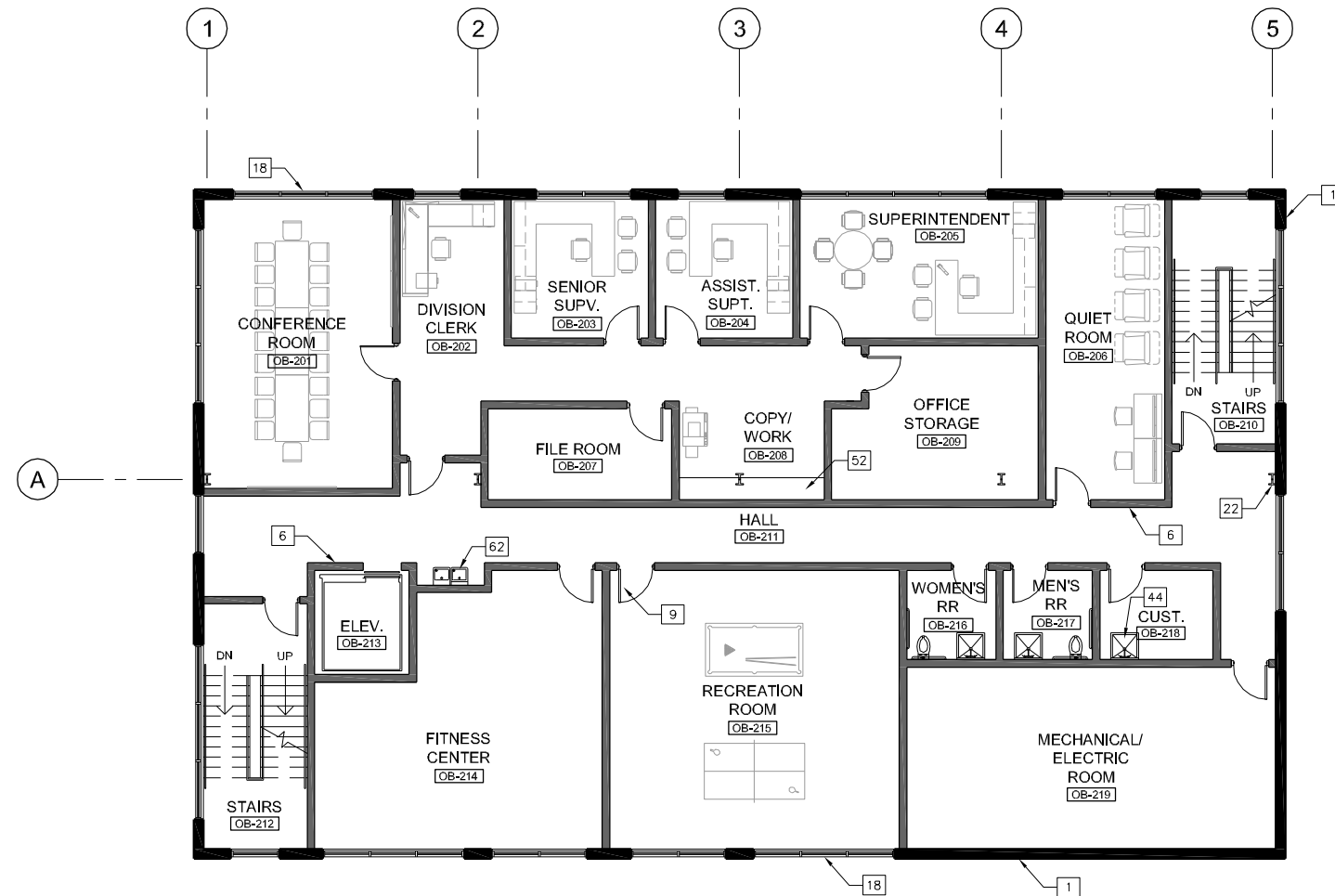
SUBMITTED \_\_\_\_\_ DATE \_\_\_\_\_ APPROVED \_\_\_\_\_ DATE \_\_\_\_\_  
 CHIEF ENGINEER

**NEW CARROLLTON YARD IMPROVEMENTS**  
 First Floor Plan -  
 Operations Building

SCALE: 1/8" = 1'-0"  
 DRAWING NO. G-006  
 SHEET NO. 6 of 47



Oct 02, 2014 - 9:28am  
 R:\PROJECTS\173237D - New Carrollton\DRAWINGS\New Carrollton\WATA-A1-B to A2-B - Ops\_Bldg.dwg



CONTRACT NO.  
XXXXXX

DESIGNED	ASI	8/29/14
DRAWN	RR	8/29/14
CHECKED	MNG	8/29/14
APPROVED	ASI	8/29/14

REFERENCE DRAWINGS	
NUMBER	DESCRIPTION

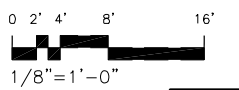

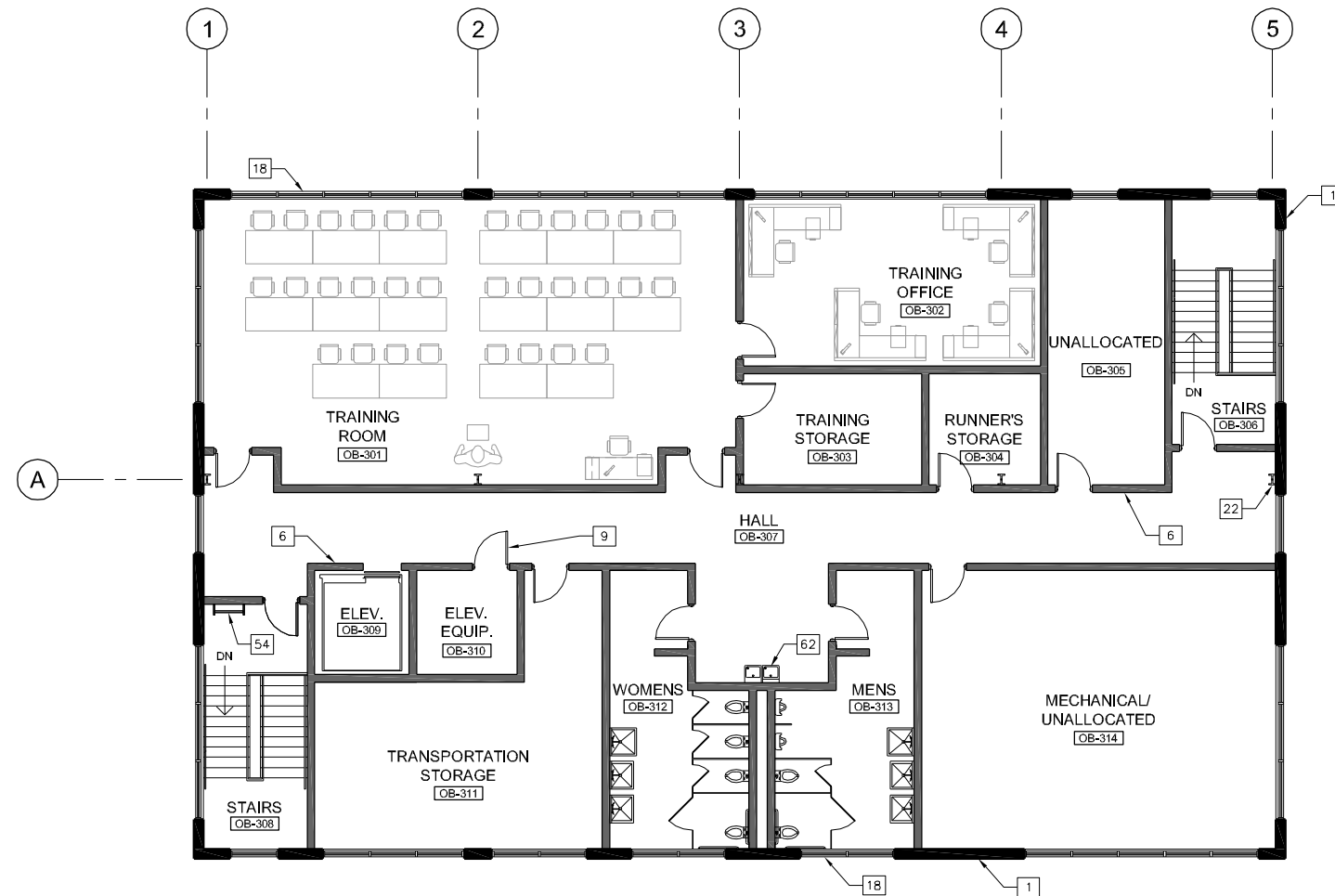
REVISIONS		
NUMBER	DATE	DESCRIPTION

**WASHINGTON METROPOLITAN TRANSIT AUTHORITY**  
 DEPARTMENT OF TRANSIT INFRASTRUCTURE AND ENGINEERING SERVICES  
 OFFICE OF THE CHIEF ENGINEER, INFRASTRUCTURE

SUBMITTED \_\_\_\_\_ DATE \_\_\_\_\_  
 APPROVED \_\_\_\_\_ DATE \_\_\_\_\_  
CHIEF ENGINEER

NEW CARROLLTON YARD IMPROVEMENTS	
Second Floor Plan - Operations Building	
SCALE 1/8" = 1'-0"	DRAWING NO. G-007
SHEET NO. 7 of 47	

Oct 02, 2014 - 9:28am  
 R:\PROJECTS\173237D - New Carrollton\DRAWINGS\New Carrollton\WATA-A1-B to A2-B - Ops\_Bldg.dwg



CONTRACT NO.  
XXXXXX

**WASHINGTON METROPOLITAN TRANSIT AUTHORITY**  
 DEPARTMENT OF TRANSIT INFRASTRUCTURE AND ENGINEERING SERVICES  
 OFFICE OF THE CHIEF ENGINEER, INFRASTRUCTURE

SUBMITTED \_\_\_\_\_ DATE \_\_\_\_\_ APPROVED \_\_\_\_\_ DATE \_\_\_\_\_  
 CHIEF ENGINEER

**NEW CARROLLTON YARD IMPROVEMENTS**  
**Third Floor Plan -**  
**Operations Building**

SCALE: 1/8" = 1'-0"  
 DRAWING NO. G-008  
 SHEET NO. 8 of 47

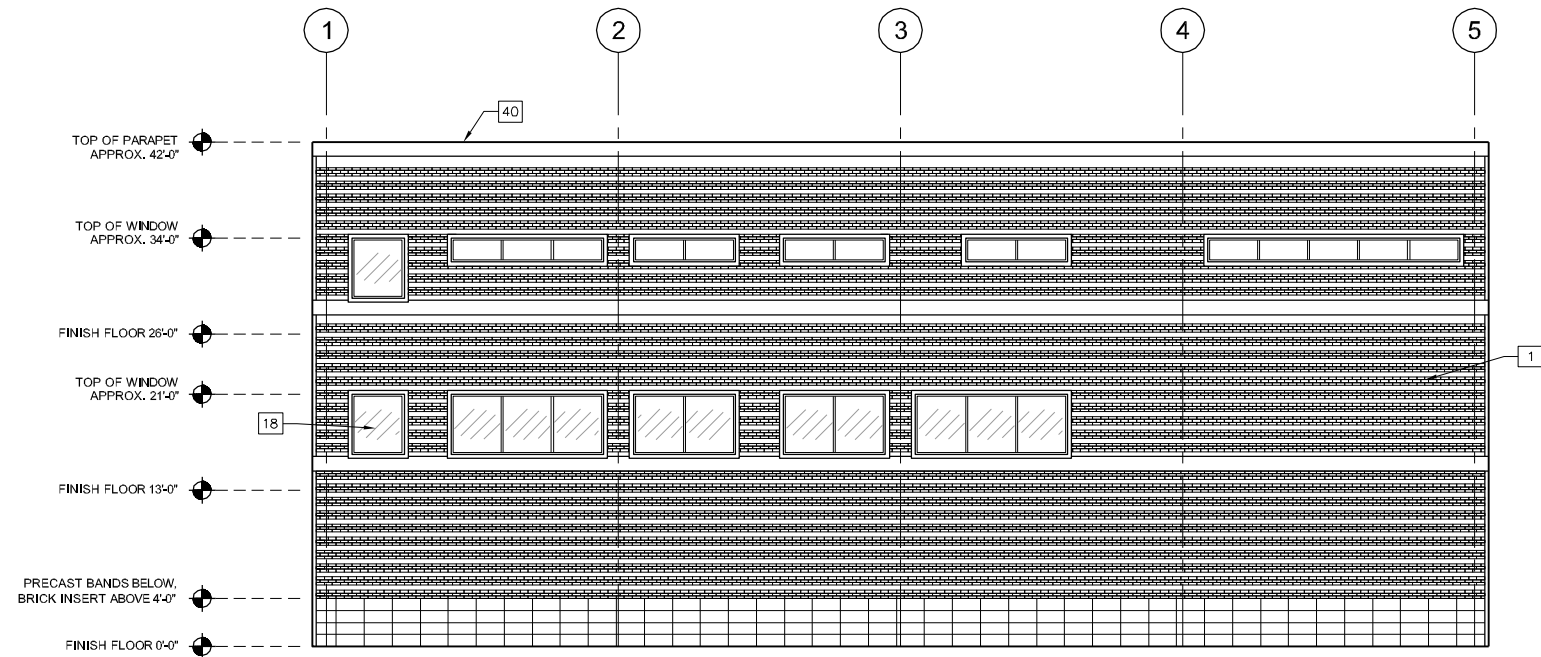
	DESIGNED		DRAWN		CHECKED		APPROVED	
	ASI	8/29/14	RR	8/29/14	MNG	8/29/14	ASI	8/29/14

REFERENCE DRAWINGS		REVISIONS		
NUMBER	DESCRIPTION	DATE	BY	DESCRIPTION

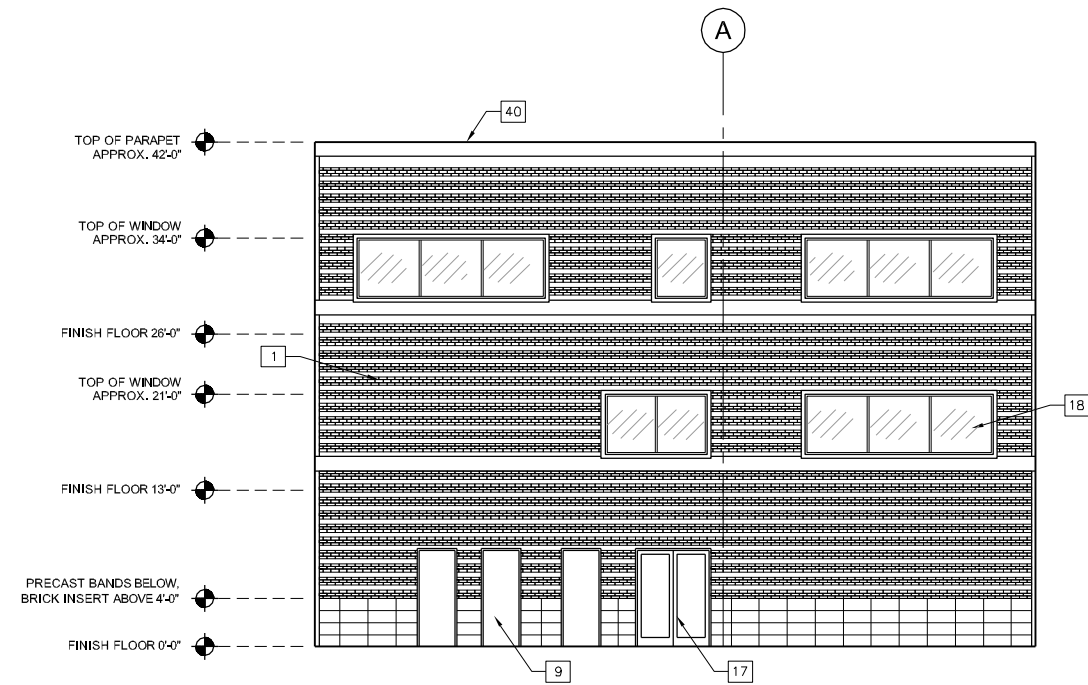


Oct 02, 2014 - 9:32am  
 R:\PROJECTS\173237D - New Carrollton\DRAWINGS\New Carrollton\WATA-A3-B to A5-B - Arch\_Elev\_Roof-Ops Bldg.dwg



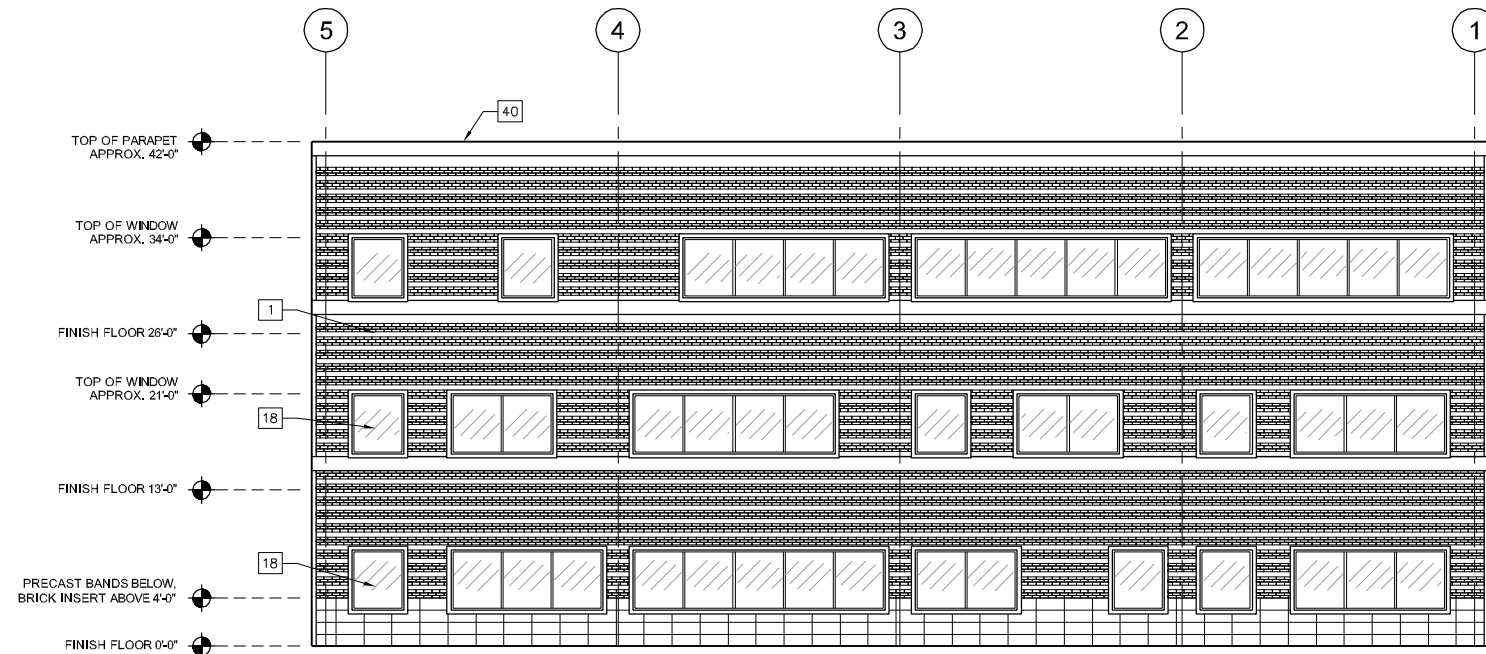
**EAST ELEVATION**

SCALE: 1/8" = 1'-0"



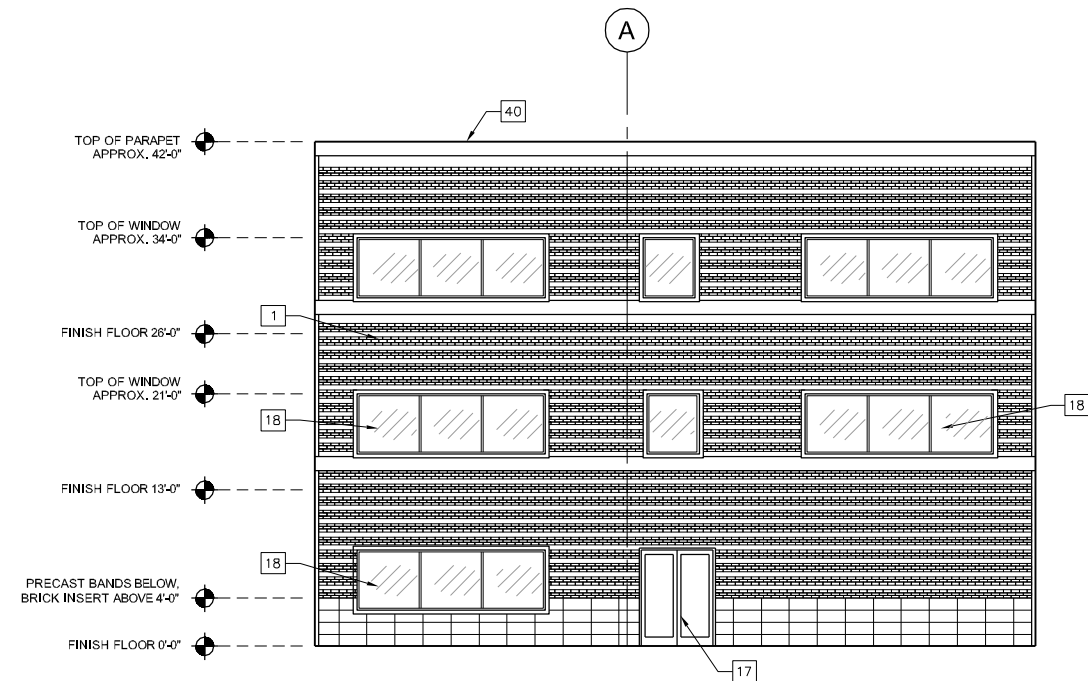
**NORTH ELEVATION**

SCALE: 1/8" = 1'-0"



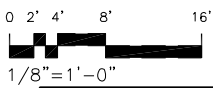
**WEST ELEVATION**

SCALE: 1/8" = 1'-0"



**SOUTH ELEVATION**

SCALE: 1/8" = 1'-0"



CONTRACT NO.  
XXXXXX

DESIGNED	ASI	8/29/14
		DATE
DRAWN	RR	8/29/14
		DATE
CHECKED	MNG	8/29/14
		DATE
APPROVED	ASI	8/29/14
		DATE

REFERENCE DRAWINGS	
NUMBER	DESCRIPTION

REVISIONS		
DATE	BY	DESCRIPTION

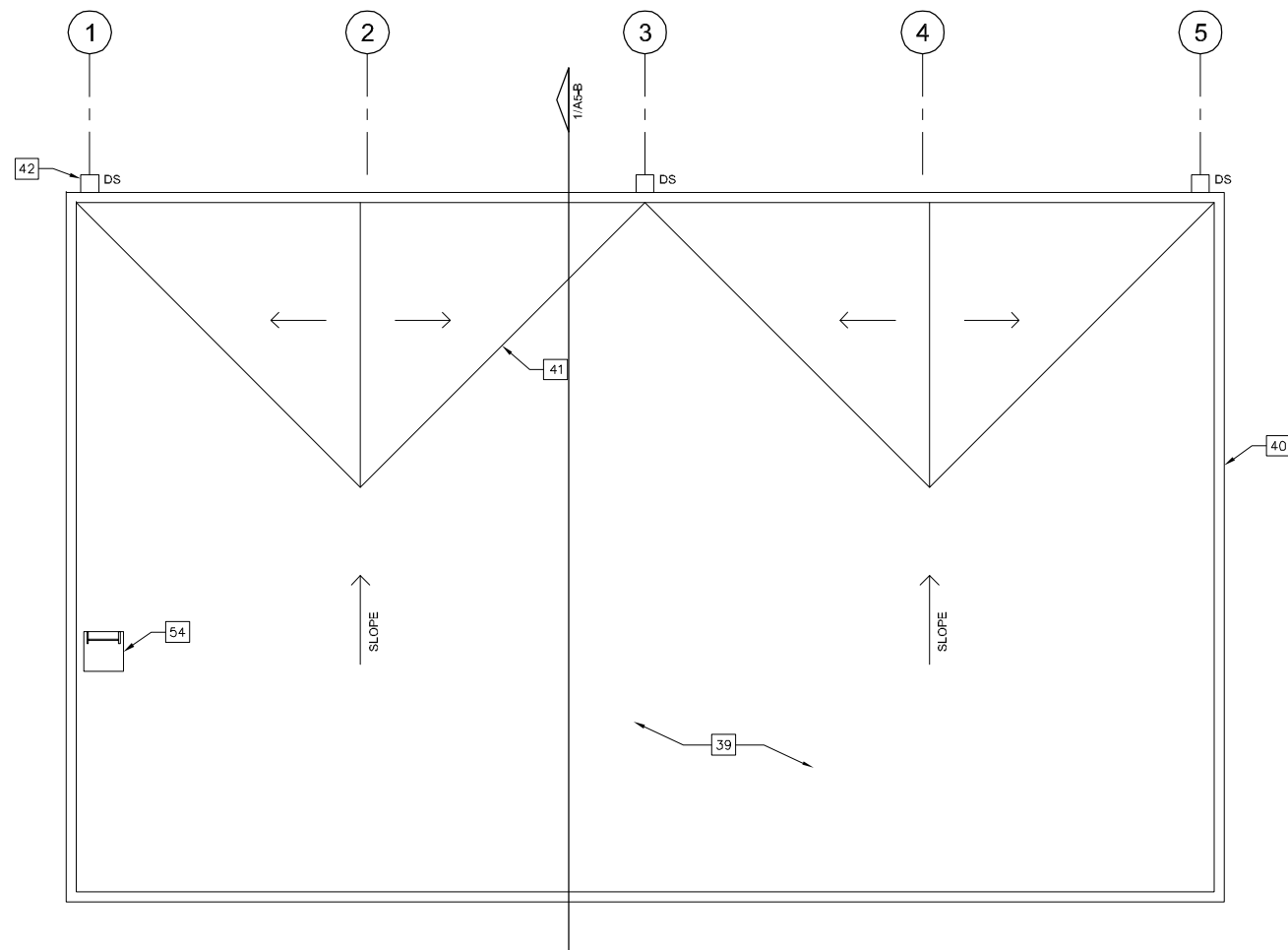
**WASHINGTON METROPOLITAN TRANSIT AUTHORITY**  
 DEPARTMENT OF TRANSIT INFRASTRUCTURE AND ENGINEERING SERVICES  
 OFFICE OF THE CHIEF ENGINEER, INFRASTRUCTURE

SUBMITTED \_\_\_\_\_ DATE \_\_\_\_\_ APPROVED \_\_\_\_\_ DATE \_\_\_\_\_  
CHIEF ENGINEER

**NEW CARROLLTON YARD IMPROVEMENTS**  
 Building Elevations -  
 Operations Building

SCALE: 1/8" = 1'-0"  
 DRAWING NO. G-009  
 SHEET NO. 9 of 47

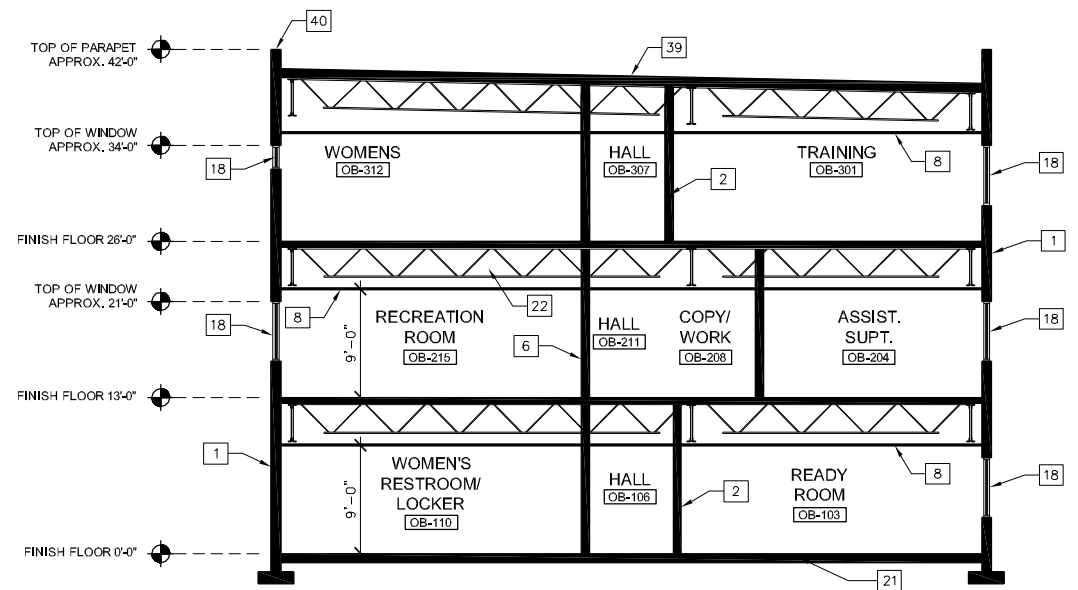
Oct 02, 2014 - 9:32am  
 R:\PROJECTS\173237D - New Carrollton\DRAWINGS\New Carrollton\WATA-A3-B to A5-B - Arch\_Elev\_Roof-Ops Bldg.dwg



**ROOF PLAN**

SCALE: 1/8" = 1'-0"

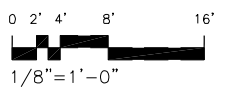
2



**SECTION**

SCALE: 1/8" = 1'-0"

1



CONTRACT NO.  
XXXXXX

DESIGNED	ASI	8/29/14
DRAWN	RR	8/29/14
CHECKED	MNG	8/29/14
APPROVED	ASI	8/29/14

REFERENCE DRAWINGS	
NUMBER	DESCRIPTION

REVISIONS		
DATE	BY	DESCRIPTION

**WASHINGTON METROPOLITAN TRANSIT AUTHORITY**  
 DEPARTMENT OF TRANSIT INFRASTRUCTURE AND ENGINEERING SERVICES  
 OFFICE OF THE CHIEF ENGINEER, INFRASTRUCTURE

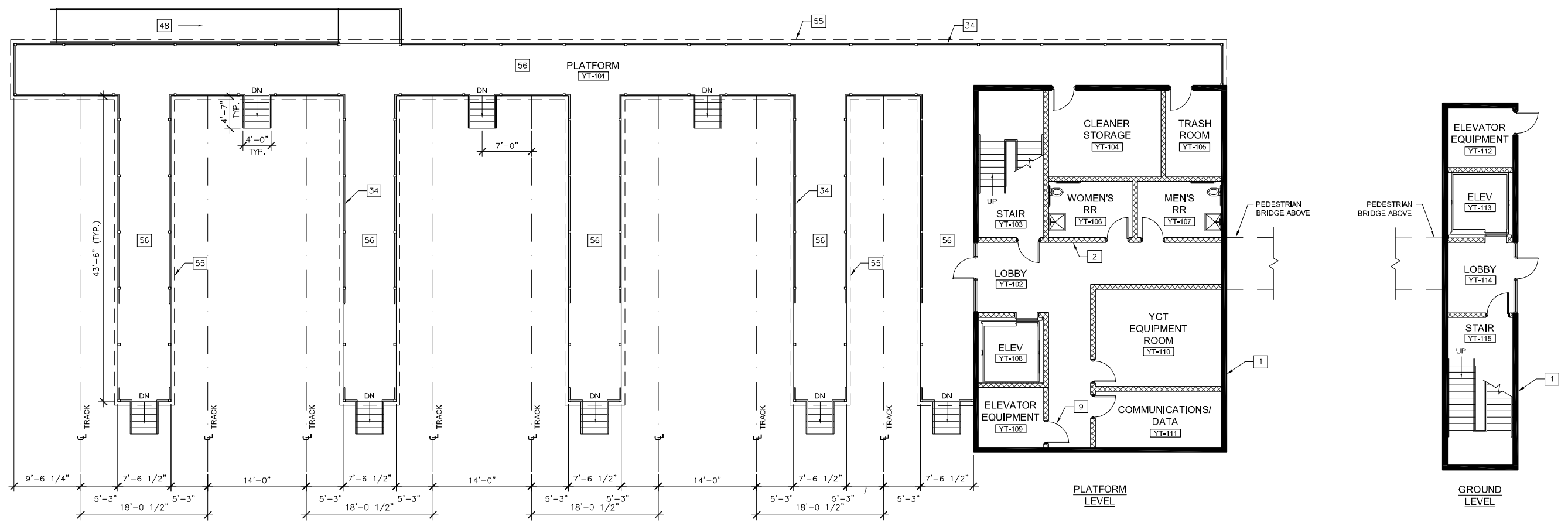
SUBMITTED \_\_\_\_\_ DATE \_\_\_\_\_  
 APPROVED \_\_\_\_\_ DATE \_\_\_\_\_  
CHIEF ENGINEER

**NEW CARROLLTON YARD IMPROVEMENTS**  
 Roof Plan / Building Section -  
 Operations Building

SCALE: 1/8" = 1'-0"  
 DRAWING NO. G-010  
 SHEET NO. 10 of 47



Oct 02, 2014 - 9:36am  
 R:\PROJECTS\173237D - New Carrollton\DRAWINGS\New Carrollton\WATA-A1-C to A4-D - Platforms.dwg



DESIGNED	ASI	8/29/14
DRAWN	RR	8/29/14
CHECKED	MNG	8/29/14
APPROVED	ASI	8/29/14

REFERENCE DRAWINGS	
NUMBER	DESCRIPTION

REVISIONS		
DATE	BY	DESCRIPTION

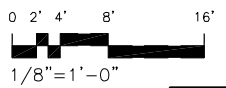
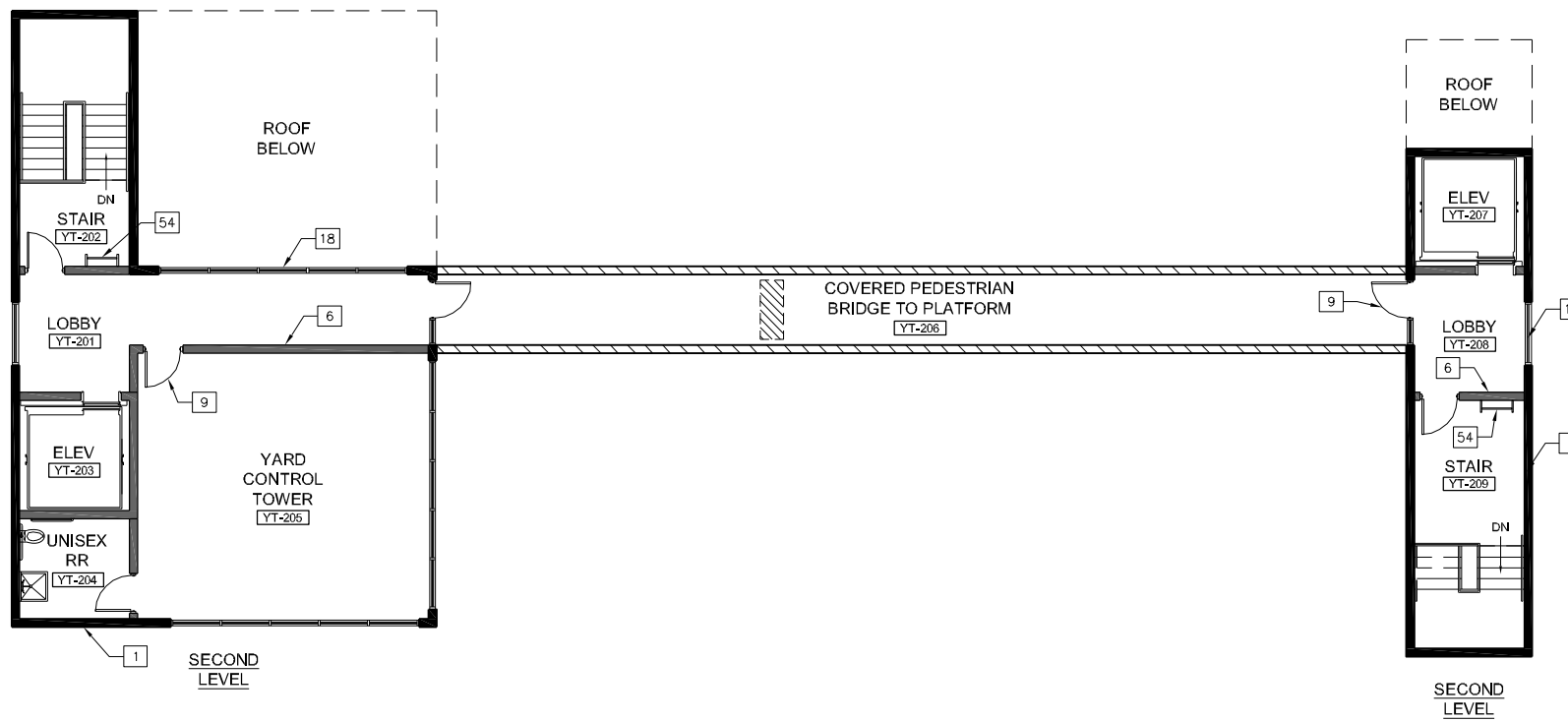
**WASHINGTON METROPOLITAN TRANSIT AUTHORITY**  
 DEPARTMENT OF TRANSIT INFRASTRUCTURE AND ENGINEERING SERVICES  
 OFFICE OF THE CHIEF ENGINEER, INFRASTRUCTURE

SUBMITTED \_\_\_\_\_ DATE \_\_\_\_\_ APPROVED \_\_\_\_\_ DATE \_\_\_\_\_  
 CHIEF ENGINEER

**NEW CARROLLTON YARD IMPROVEMENTS**  
 First Floor Plan -  
 North Platform & Control Tower

SCALE: 1/8" = 1'-0"  
 DRAWING NO. G-011  
 SHEET NO. 11 of 47

CONTRACT NO. XXXXXXX



CONTRACT NO.  
XXXXXX

DESIGNED	ASI	8/29/14
DRAWN	RR	8/29/14
CHECKED	MNG	8/29/14
APPROVED	ASI	8/29/14

REFERENCE DRAWINGS	
NUMBER	DESCRIPTION

REVISIONS		
NUMBER	DATE	DESCRIPTION

**WASHINGTON METROPOLITAN TRANSIT AUTHORITY**  
 DEPARTMENT OF TRANSIT INFRASTRUCTURE AND ENGINEERING SERVICES  
 OFFICE OF THE CHIEF ENGINEER, INFRASTRUCTURE

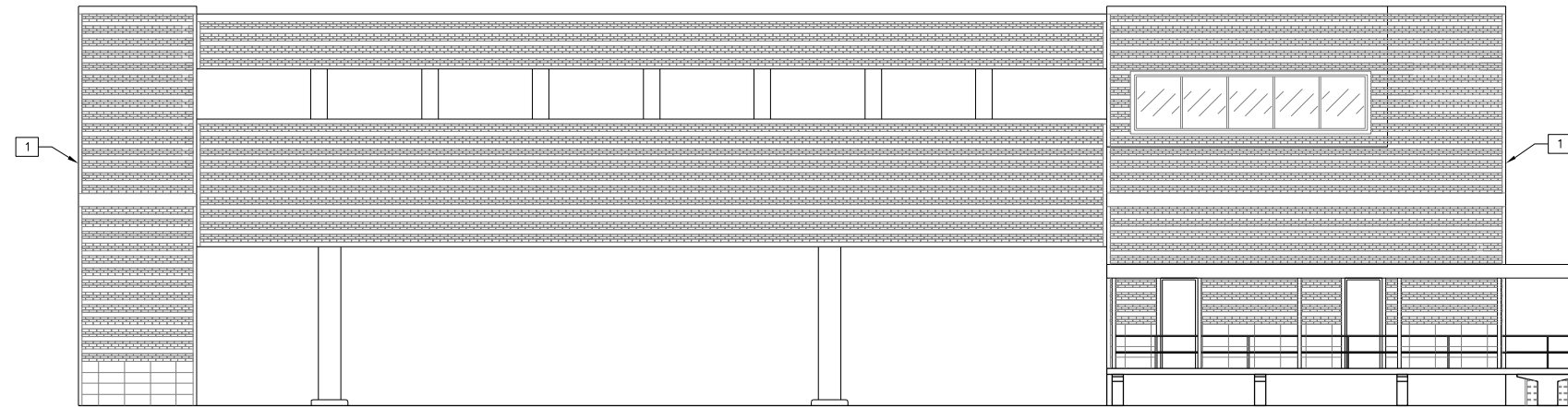
SUBMITTED \_\_\_\_\_ DATE \_\_\_\_\_ APPROVED \_\_\_\_\_ DATE \_\_\_\_\_  
CHIEF ENGINEER

**NEW CARROLLTON YARD IMPROVEMENTS**  
 Second Floor Plan -  
 North Platform & Control Tower

SCALE: 1/8" = 1'-0"  
 DRAWING NO. G-012  
 SHEET NO. 12 of 47

Oct\_02\_2014\_9:37am  
 R:\PROJECTS\173237D - New Carrollton\DRAWINGS\New Carrollton\WATA-A1-C to A4-D - Platforms.dwg

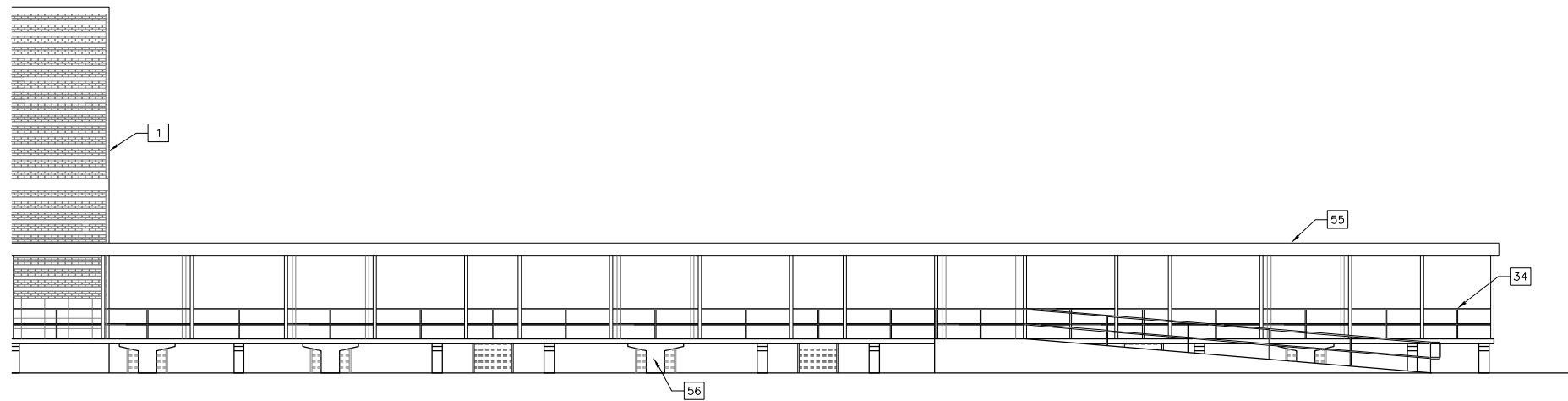




**NORTH PLATFORM - PARTIAL NORTH ELEVATION**

SCALE: 1/8" = 1'-0"

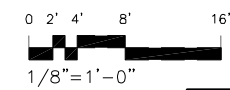
2



**NORTH PLATFORM - PARTIAL NORTH ELEVATION**

SCALE: 1/8" = 1'-0"

1



CONTRACT NO.  
XXXXXX

DESIGNED	ASI	8/29/14
DRAWN	RR	8/29/14
CHECKED	MNG	8/29/14
APPROVED	ASI	8/29/14

REFERENCE DRAWINGS	
NUMBER	DESCRIPTION

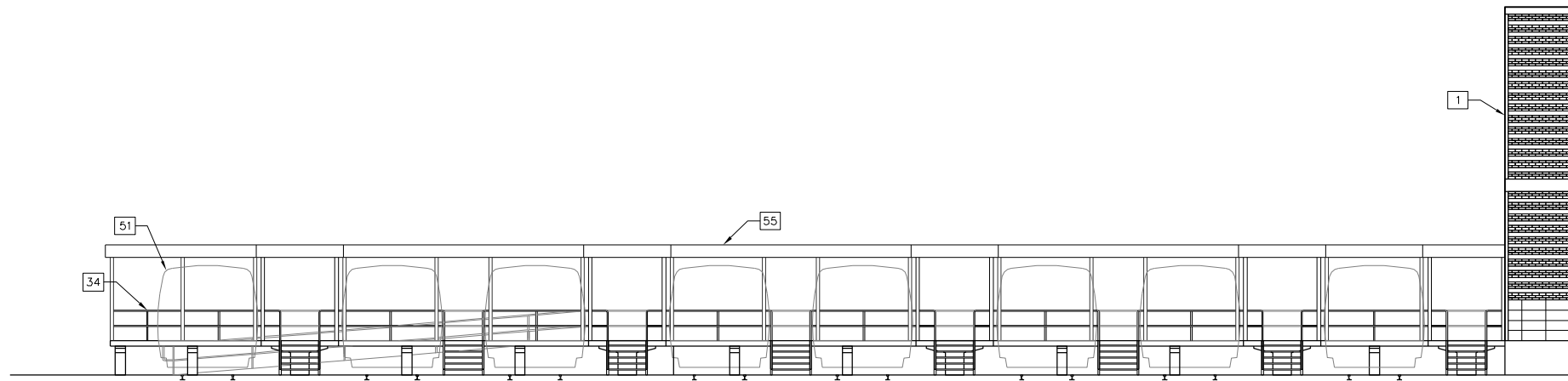
REVISIONS		
DATE	BY	DESCRIPTION

**WASHINGTON METROPOLITAN TRANSIT AUTHORITY**  
 DEPARTMENT OF TRANSIT INFRASTRUCTURE AND ENGINEERING SERVICES  
 OFFICE OF THE CHIEF ENGINEER, INFRASTRUCTURE

SUBMITTED \_\_\_\_\_ DATE \_\_\_\_\_ APPROVED \_\_\_\_\_ DATE \_\_\_\_\_  
 CHIEF ENGINEER

**NEW CARROLLTON YARD IMPROVEMENTS**  
 North Building Elevation -  
 North Platform & Control Tower

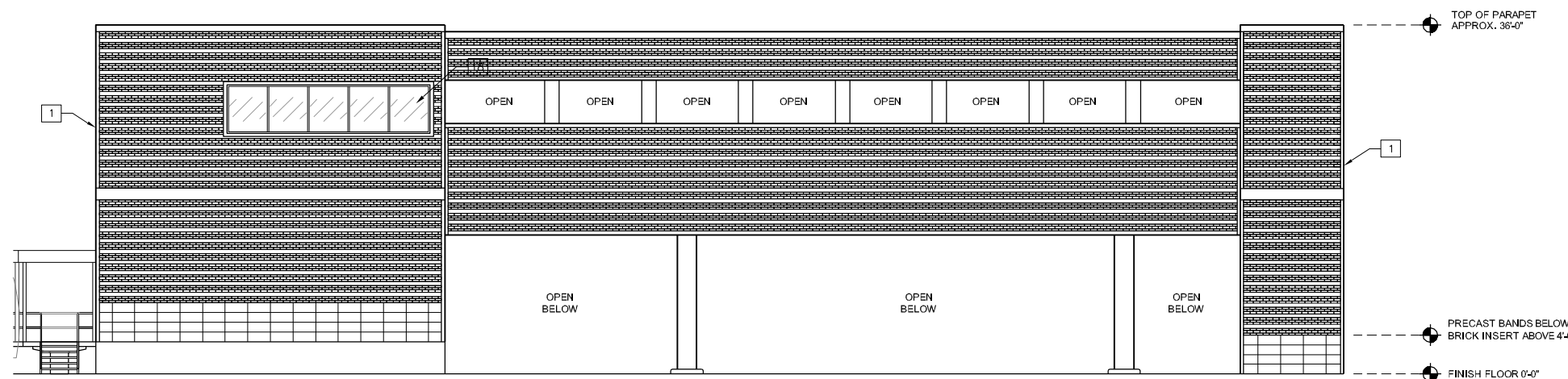
SCALE: 1/8" = 1'-0"  
 DRAWING NO. G-013  
 SHEET NO. 13 of 47



**NORTH PLATFORM - PARTIAL SOUTH ELEVATION**

SCALE: 1/8" = 1'-0"

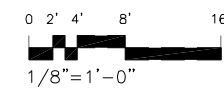
2



**NORTH PLATFORM - PARTIAL SOUTH ELEVATION**

SCALE: 1/8" = 1'-0"

1



CONTRACT NO.  
XXXXXX

DESIGNED	ASI	8/29/14
DRAWN	RR	8/29/14
CHECKED	MNG	8/29/14
APPROVED	ASI	8/29/14

REFERENCE DRAWINGS	
NUMBER	DESCRIPTION

REVISIONS		
NUMBER	DATE	DESCRIPTION

**WASHINGTON METROPOLITAN TRANSIT AUTHORITY**  
 DEPARTMENT OF TRANSIT INFRASTRUCTURE AND ENGINEERING SERVICES  
 OFFICE OF THE CHIEF ENGINEER, INFRASTRUCTURE

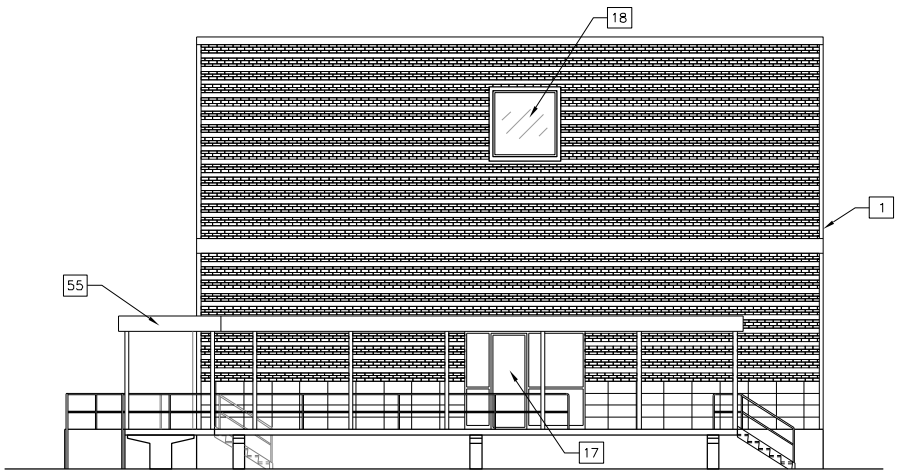
SUBMITTED \_\_\_\_\_ DATE \_\_\_\_\_ APPROVED \_\_\_\_\_ DATE \_\_\_\_\_  
 CHIEF ENGINEER

**NEW CARROLLTON YARD IMPROVEMENTS**  
 South Building Elevation -  
 North Platform & Control Tower

SCALE: 1/8" = 1'-0"  
 DRAWING NO. G-014  
 SHEET NO. 14 of 47

Oct 02, 2014 - 9:39am  
 R:\PROJECTS\173237D - New Carrollton\DRAWINGS\New Carrollton\WATA-A1-C to A4-D - Platforms.dwg

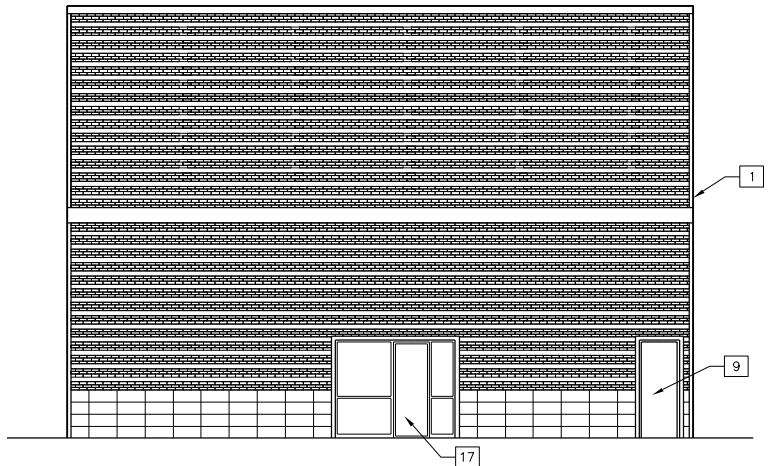
Oct 02, 2014 - 9:40am  
 R:\PROJECTS\173237D - New Carrollton\DRAWINGS\New Carrollton\WATA-A1-C to A4-D - Platforms.dwg



**NORTH PLATFORM - WEST ELEVATION**

SCALE: 1/8" = 1'-0"

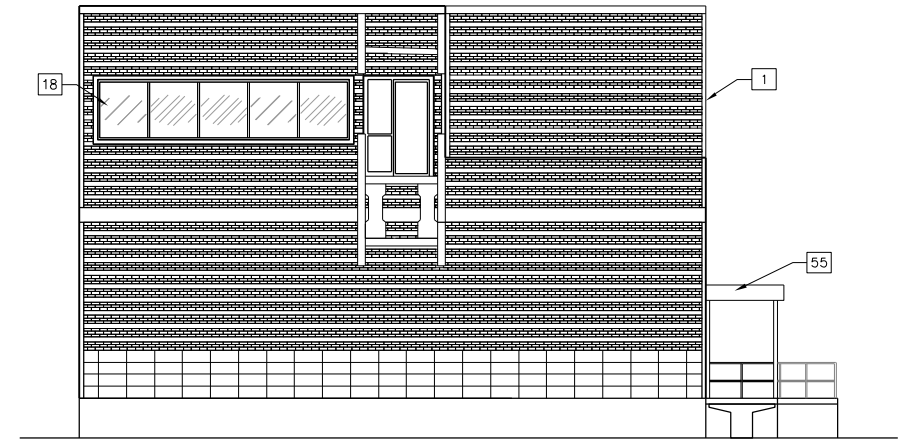
3



**NORTH PLATFORM - STAIR TOWER EAST ELEVATION**

SCALE: 1/8" = 1'-0"

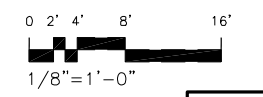
2



**NORTH PLATFORM - ATC EAST ELEVATION**

SCALE: 1/8" = 1'-0"

1



CONTRACT NO.  
XXXXXX

DESIGNED	ASI	8/29/14
DRAWN	RR	8/29/14
CHECKED	MNG	8/29/14
APPROVED	ASI	8/29/14

REFERENCE DRAWINGS	
NUMBER	DESCRIPTION

REVISIONS		
DATE	BY	DESCRIPTION

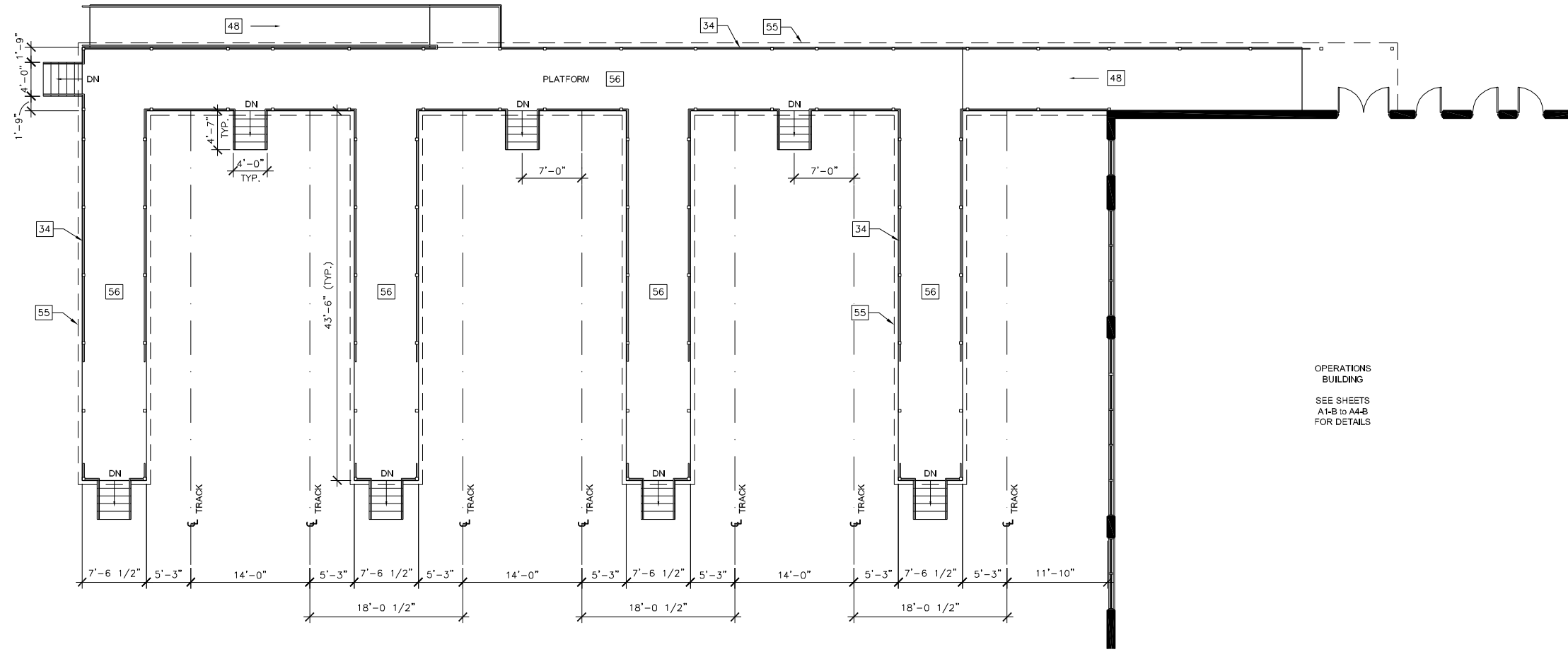
**WASHINGTON METROPOLITAN TRANSIT AUTHORITY**  
 DEPARTMENT OF TRANSIT INFRASTRUCTURE AND ENGINEERING SERVICES  
 OFFICE OF THE CHIEF ENGINEER, INFRASTRUCTURE

SUBMITTED \_\_\_\_\_ DATE \_\_\_\_\_ APPROVED \_\_\_\_\_ DATE \_\_\_\_\_  
CHIEF ENGINEER

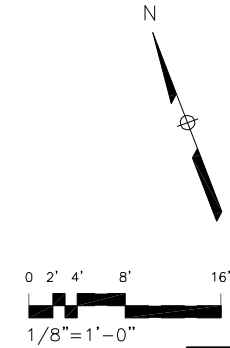
NEW CARROLLTON YARD IMPROVEMENTS		
East/West Building Elevations - North Platform & Control Tower		
SCALE 1/8" = 1'-0"	DRAWING NO. G-015	SHEET NO. 15 of 47



Oct\_02\_2014\_9:42am  
 R:\PROJECTS\173237D - New Carrollton\DRAWINGS\New Carrollton\WATA-A1-C to A4-D - Platforms.dwg



OPERATIONS  
 BUILDING  
  
 SEE SHEETS  
 A1-B to A4-B  
 FOR DETAILS



CONTRACT NO.  
 XXXXXX

DESIGNED	ASI	8/29/14
DRAWN	RR	8/29/14
CHECKED	MNG	8/29/14
APPROVED	ASI	8/29/14

REFERENCE DRAWINGS	
NUMBER	DESCRIPTION

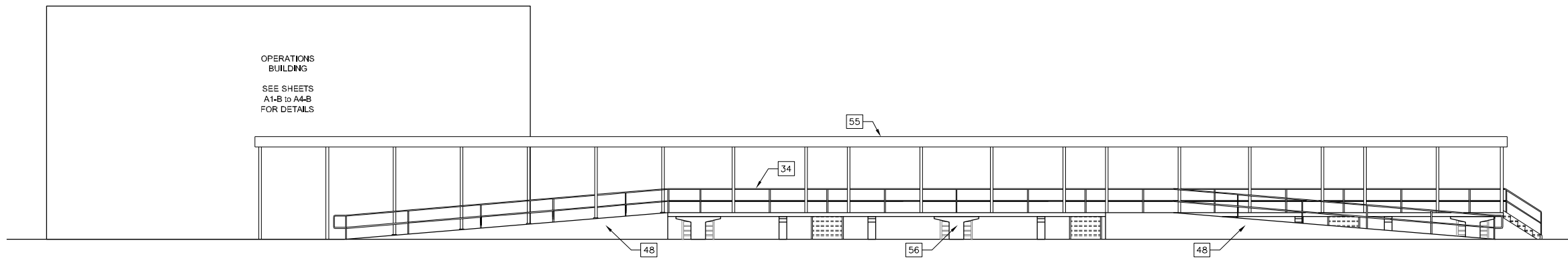
REVISIONS		
NUMBER	DATE	DESCRIPTION

**WASHINGTON METROPOLITAN TRANSIT AUTHORITY**  
 DEPARTMENT OF TRANSIT INFRASTRUCTURE AND ENGINEERING SERVICES  
 OFFICE OF THE CHIEF ENGINEER, INFRASTRUCTURE

SUBMITTED \_\_\_\_\_ DATE \_\_\_\_\_ APPROVED \_\_\_\_\_ DATE \_\_\_\_\_  
CHIEF ENGINEER

**NEW CARROLLTON YARD IMPROVEMENTS**  
**Floor Plan - East Platform**

SCALE <b>1/8" = 1'-0"</b>	DRAWING NO. <b>G-016</b>	SHEET NO. <b>16 of 47</b>
------------------------------	-----------------------------	------------------------------



**EAST PLATFORM - NORTH ELEVATION**

SCALE: 1/8" = 1'-0"

4



**EAST PLATFORM - SOUTH ELEVATION**

SCALE: 1/8" = 1'-0"

3



**EAST PLATFORM - EAST ELEVATION**

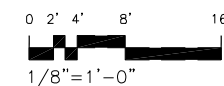
SCALE: 1/8" = 1'-0"

2

**EAST PLATFORM - WEST ELEVATION**

SCALE: 1/8" = 1'-0"

1



CONTRACT NO.  
XXXXXX

DESIGNED	ASI	8/29/14
DRAWN	RR	8/29/14
CHECKED	MNG	8/29/14
APPROVED	ASI	8/29/14

REFERENCE DRAWINGS	
NUMBER	DESCRIPTION

REVISIONS		
DATE	BY	DESCRIPTION

**WASHINGTON METROPOLITAN TRANSIT AUTHORITY**  
 DEPARTMENT OF TRANSIT INFRASTRUCTURE AND ENGINEERING SERVICES  
 OFFICE OF THE CHIEF ENGINEER, INFRASTRUCTURE

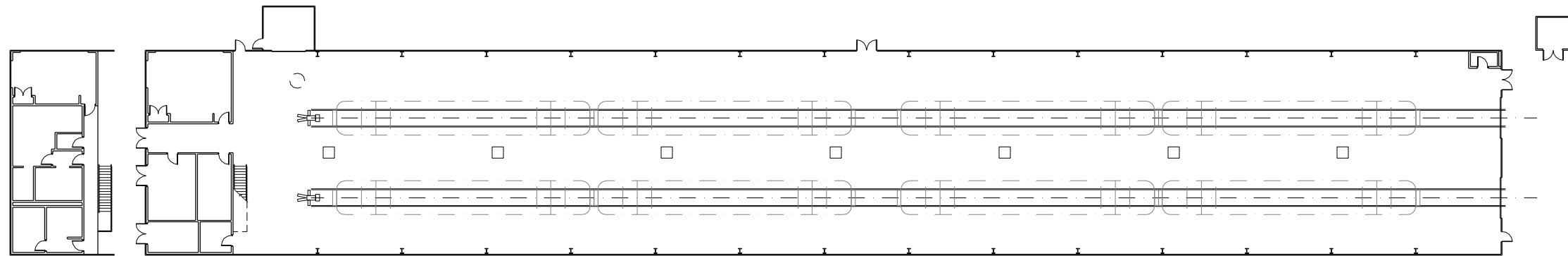
SUBMITTED \_\_\_\_\_ DATE \_\_\_\_\_ APPROVED \_\_\_\_\_ DATE \_\_\_\_\_  
CHIEF ENGINEER

**NEW CARROLLTON YARD IMPROVEMENTS**

**Elevations - East Platform**


SCALE 1/8" = 1'-0"	DRAWING NO. G-017	SHEET NO. 17 of 47
-----------------------	----------------------	-----------------------

Oct\_02\_2014\_9-43am  
 R:\PROJECTS\173237D - New Carrollton\DRAWINGS\New Carrollton\WATA-A1-C to A4-D - Platforms.dwg

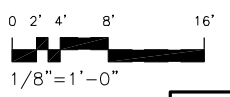


**RE-PURPOSE NOTES:**

- A. EXISTING ROOF EXHAUST FAN TO BE REPLACED, TYP.
- B. EXISTING 12' X 14' ROLL-UP DOOR TO BE REPLACED.
- C. EXISTING FLOOR MOUNTED PORTABLE LIFT POWER & COMMUNICATIONS BOX. BOX TO BE REPLACED INCLUDING NEW NON-CONDUCTIVE RECEPTACLE, TYP.
- D. EXISTING FLOOR MOUNTED AUXILIARY POWER BOX TO BE REPLACED INCLUDING NEW NON-CONDUCTIVE RECEPTACLE, TYP.
- E. COLUMN MOUNTED ELECTRIC STRIP HEATERS TO BE REPLACED, TYP.
- F. UTILITY SUMP AREA PUMP TO BE REPLACED AS REQUIRED.
- G. NEW ROOF TOP MOUNTED HVAC UNITS AT ALL SHADED AREAS.
- H. EXISTING TRANSFORMERS AND SWITCH GEAR TO BE REPLACED.



KEY PLAN



CONTRACT NO.  
XXXXXX

Oct\_02\_2014--9:44am  
 R:\PROJECTS\173237D -- New Carrollton\DRAWINGS\New Carrollton\WATA-A001-E to A2-E -- Annex.dwg

DESIGNED	ASI	8/29/14
		DATE
DRAWN	RR	8/29/14
		DATE
CHECKED	MNG	8/29/14
		DATE
APPROVED	ASI	8/29/14
		DATE

REFERENCE DRAWINGS	
NUMBER	DESCRIPTION

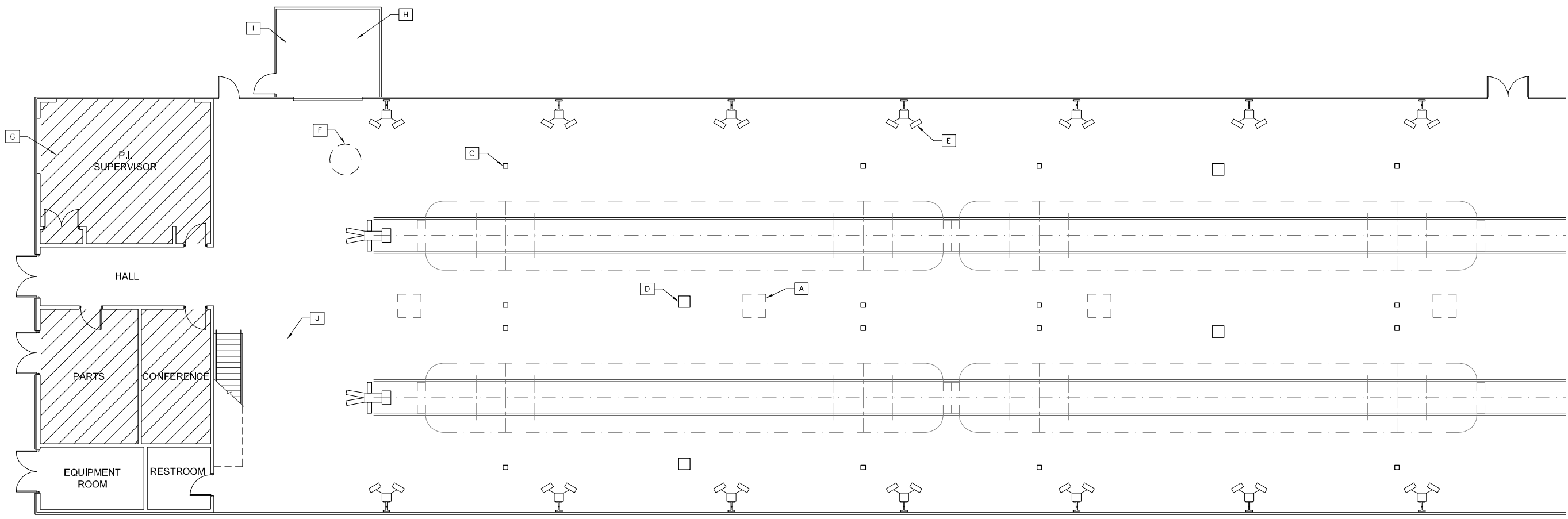
REVISIONS		
DATE	BY	DESCRIPTION

**WASHINGTON METROPOLITAN TRANSIT AUTHORITY**  
 DEPARTMENT OF TRANSIT INFRASTRUCTURE AND ENGINEERING SERVICES  
 OFFICE OF THE CHIEF ENGINEER, INFRASTRUCTURE

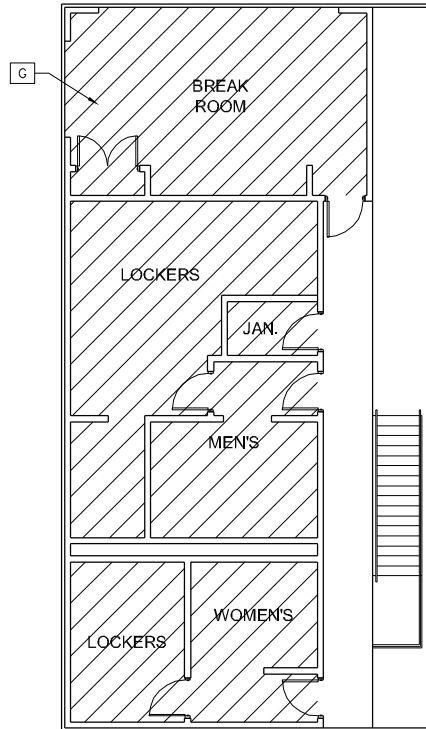
SUBMITTED \_\_\_\_\_ DATE \_\_\_\_\_ APPROVED \_\_\_\_\_ DATE \_\_\_\_\_  
CHIEF ENGINEER

**NEW CARROLLTON YARD IMPROVEMENTS**  
 Overall Floor Plan -  
 S&I Shop Annex

SCALE 1" = 20'-0" DRAWING NO. G-018 SHEET NO. 18 of 47

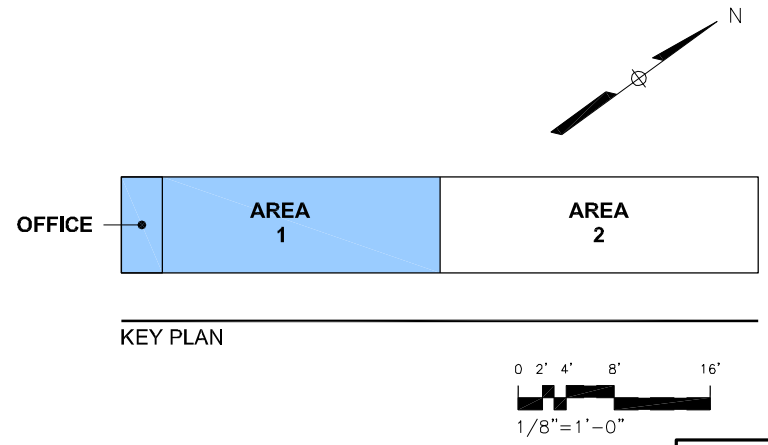


Ground Floor



Mezzanine

- RE-PURPOSE NOTES:**
- A. EXISTING ROOF EXHAUST FAN TO BE REPLACED, TYP.
  - B. EXISTING 12' X 14' ROLL-UP DOOR TO BE REPLACED.
  - C. EXISTING FLOOR MOUNTED PORTABLE LIFT POWER & COMMUNICATIONS BOX. BOX TO BE REPLACED INCLUDING NEW NON-CONDUCTIVE RECEPTACLE, TYP.
  - D. EXISTING FLOOR MOUNTED AUXILIARY POWER BOX TO BE REPLACED INCLUDING NEW NON-CONDUCTIVE RECEPTACLE, TYP.
  - E. COLUMN MOUNTED ELECTRIC STRIP HEATERS TO BE REPLACED, TYP.
  - F. UTILITY SUMP AREA PUMP TO BE REPLACED AS REQUIRED.
  - G. NEW ROOF TOP MOUNTED HVAC UNITS AT ALL SHADED AREAS.
  - H. EXISTING TRANSFORMERS AND SWITCH GEAR TO BE REPLACED.
  - I. NEW ROOFING AND FLASHING AT ELECTRICAL SHED.
  - J. EXISTING PREFAB OFFICE UNIT TO BE REMOVED.



Oct 02 2014 - 9:45am  
 R:\PROJECTS\173237D - New Carrollton\DRAWINGS\New Carrollton\WMATA-A001-E to A2-E - Annex.dwg

	DESIGNED	DATE	REFERENCE DRAWINGS		REVISIONS	
			NUMBER	DESCRIPTION	DATE	DESCRIPTION
	ASI	8/29/14				
	RR	8/29/14				
	MNG	8/29/14				
	ASI	8/29/14				

**WASHINGTON METROPOLITAN TRANSIT AUTHORITY**  
 DEPARTMENT OF TRANSIT INFRASTRUCTURE AND ENGINEERING SERVICES  
 OFFICE OF THE CHIEF ENGINEER, INFRASTRUCTURE

SUBMITTED \_\_\_\_\_ DATE \_\_\_\_\_ APPROVED \_\_\_\_\_ DATE \_\_\_\_\_  
CHIEF ENGINEER

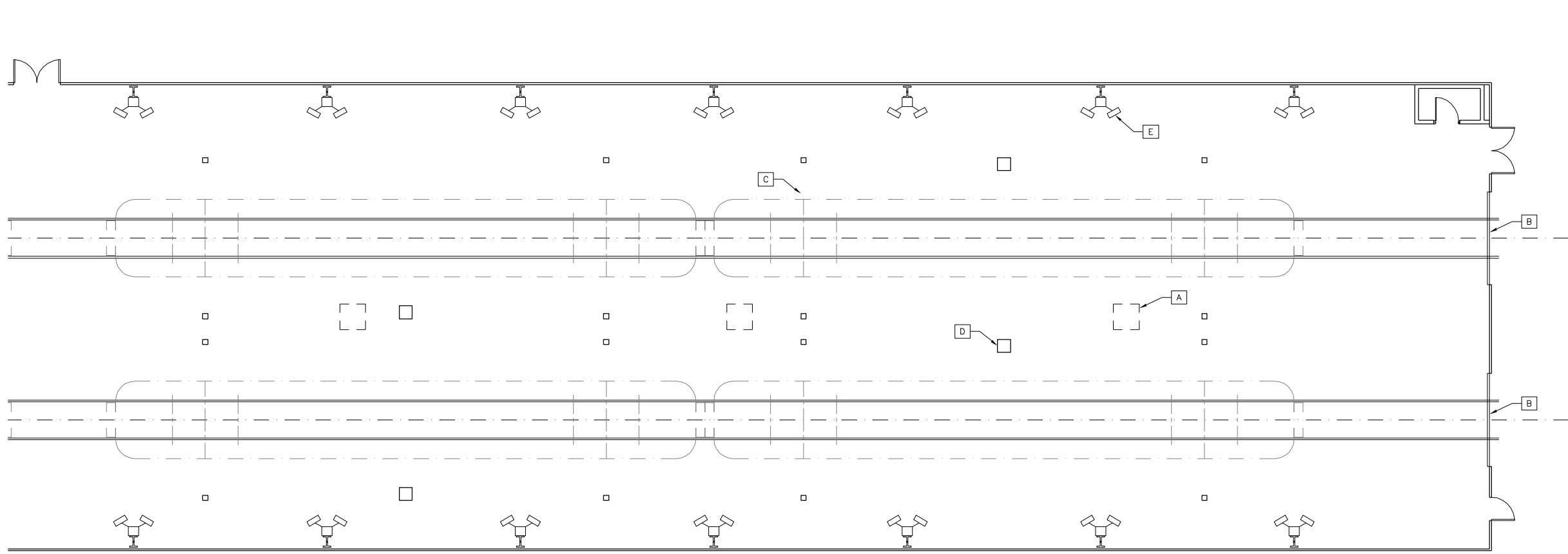
**NEW CARROLLTON YARD IMPROVEMENTS**  
 Partial Plan Area 1 -  
 S&I Shop Annex

SCALE: 1/8" = 1'-0"  
 DRAWING NO. G-019  
 SHEET NO. 19 of 47

CONTRACT NO. XXXXXX


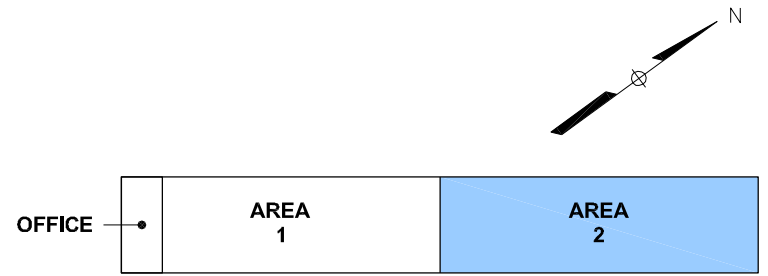


Oct\_02\_2014--9:46am  
 R:\PROJECTS\173237D - New Carrollton\DRAWINGS\New Carrollton\WATA-A001-E to A2-E - Annex.dwg



HAZARDOUS  
MATERIALS  
STORAGE

- RE-PURPOSE NOTES:**
- A. EXISTING ROOF EXHAUST FAN TO BE REPLACED, TYP.
  - B. EXISTING 12' X 14' ROLL-UP DOOR TO BE REPLACED.
  - C. EXISTING FLOOR MOUNTED PORTABLE LIFT POWER & COMMUNICATIONS BOX. BOX TO BE REPLACED INCLUDING NEW NON-CONDUCTIVE RECEPTACLE, TYP.
  - D. EXISTING FLOOR MOUNTED AUXILIARY POWER BOX TO BE REPLACED INCLUDING NEW NON-CONDUCTIVE RECEPTACLE, TYP.
  - E. COLUMN MOUNTED ELECTRIC STRIP HEATERS TO BE REPLACED, TYP.
  - F. UTILITY SUMP AREA PUMP TO BE REPLACED AS REQUIRED.
  - G. NEW ROOF TOP MOUNTED HVAC UNITS AT ALL SHADED AREAS.
  - H. EXISTING TRANSFORMERS AND SWITCH GEAR TO BE REPLACED.



CONTRACT NO.  
XXXXXX

DESIGNED	ASI	8/29/14
		DATE
DRAWN	RR	8/29/14
		DATE
CHECKED	MNG	8/29/14
		DATE
APPROVED	ASI	8/29/14
		DATE

REFERENCE DRAWINGS	
NUMBER	DESCRIPTION

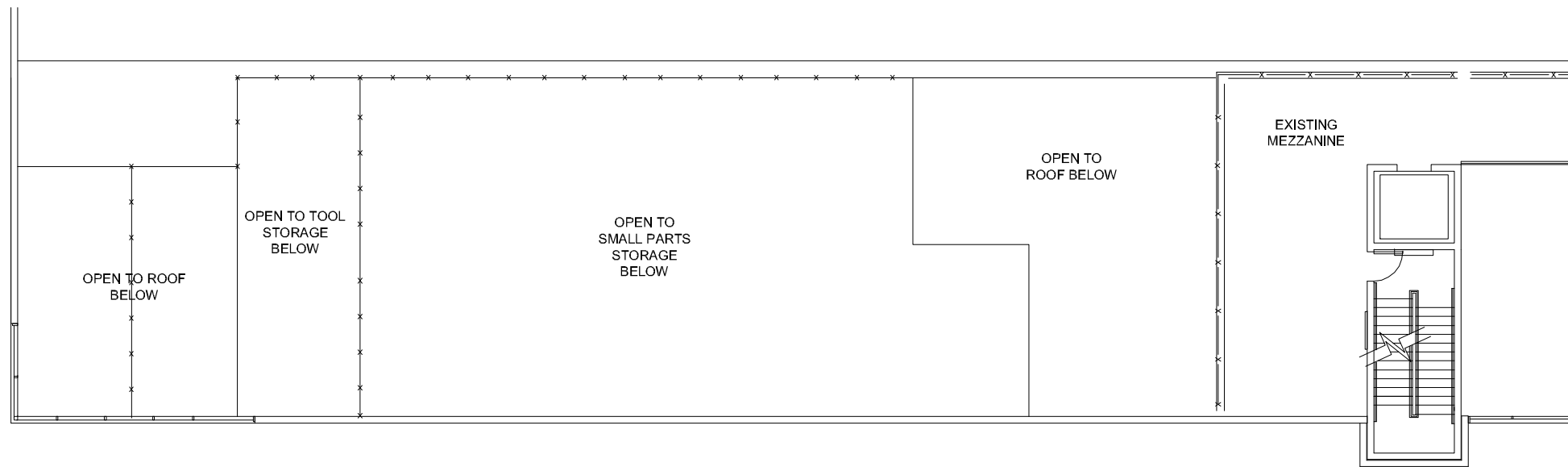
REVISIONS		
DATE	BY	DESCRIPTION

**WASHINGTON METROPOLITAN TRANSIT AUTHORITY**  
 DEPARTMENT OF TRANSIT INFRASTRUCTURE AND ENGINEERING SERVICES  
 OFFICE OF THE CHIEF ENGINEER, INFRASTRUCTURE

SUBMITTED \_\_\_\_\_ DATE \_\_\_\_\_ APPROVED \_\_\_\_\_ DATE \_\_\_\_\_  
CHIEF ENGINEER

**NEW CARROLLTON YARD IMPROVEMENTS**  
 Partial Plan Area 2 -  
 S&I Shop Annex

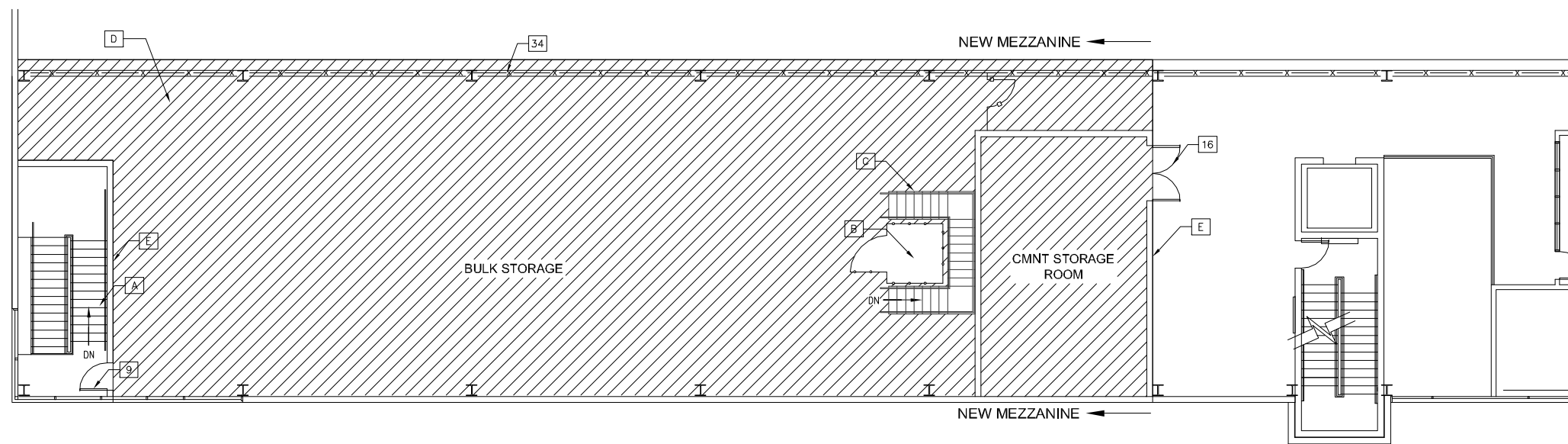
SCALE <b>1/8" = 1'-0"</b>	DRAWING NO. <b>G-020</b>	SHEET NO. <b>20 of 47</b>
------------------------------	-----------------------------	------------------------------



**MEZZANINE LEVEL - EXISTING**

SCALE: 1/8" = 1'-0"

1

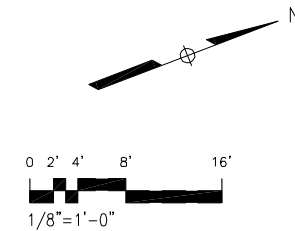


**MEZZANINE LEVEL - PROPOSED**

SCALE: 1/8" = 1'-0"

2

- A. MODIFY STAIRWELL TO INCLUDE NEW EMERGENCY EGRESS STAIRS.
- B. OPENING IN NEW MEZZANINE STRUCTURE FOR ACCESS STAIRS AND MATERIAL LIFT.
- C. STEEL STAIRS WITH HANDRAILS AND GUARDRAILS TO SMALL PARTS STORAGE BELOW.
- D. NEW MEZZANINE STRUCTURE.
- E. NEW CMU WALL TO DECK AS REQUIRED.



CONTRACT NO.  
XXXXXX

DESIGNED	ASI	8/29/14
DRAWN	RR	8/29/14
CHECKED	MNG	8/29/14
APPROVED	ASI	8/29/14

REFERENCE DRAWINGS	
NUMBER	DESCRIPTION

REVISIONS		
DATE	BY	DESCRIPTION

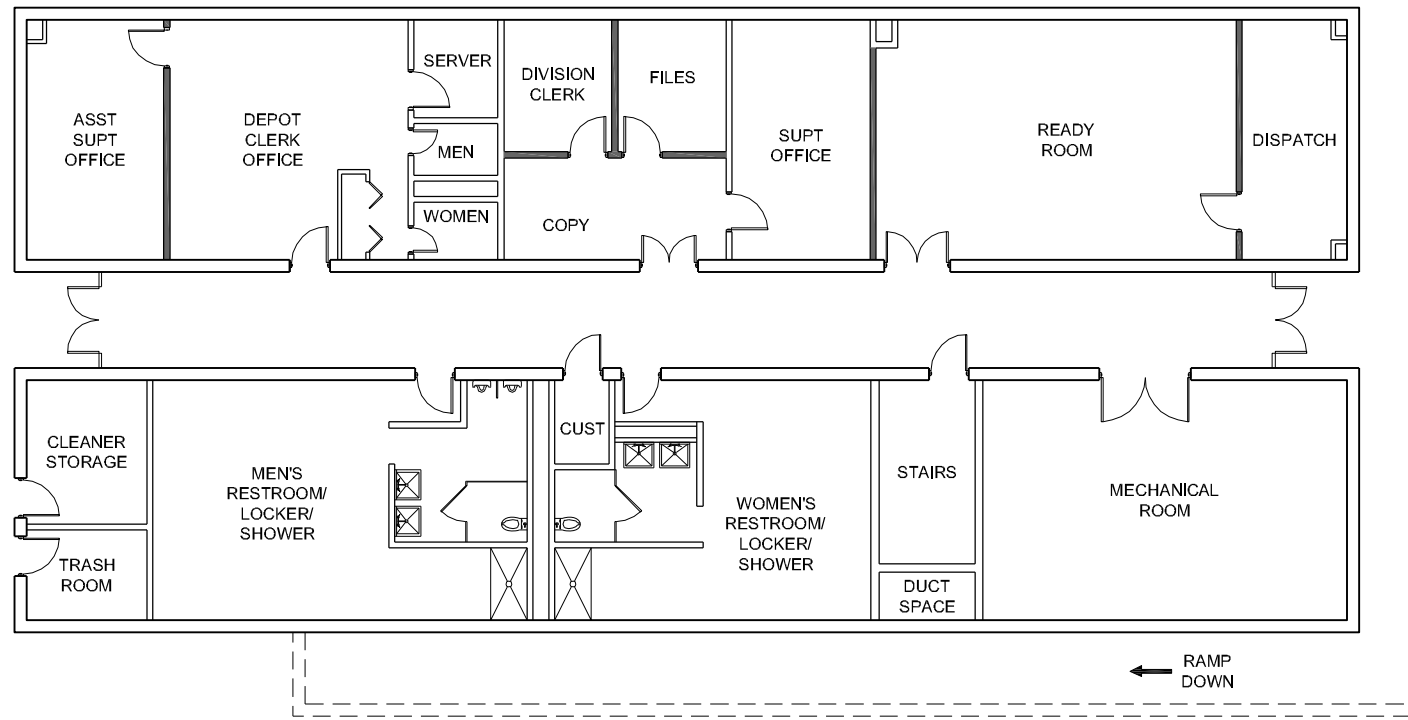
**WASHINGTON METROPOLITAN TRANSIT AUTHORITY**  
 DEPARTMENT OF TRANSIT INFRASTRUCTURE AND ENGINEERING SERVICES  
 OFFICE OF THE CHIEF ENGINEER, INFRASTRUCTURE

SUBMITTED \_\_\_\_\_ DATE \_\_\_\_\_ APPROVED \_\_\_\_\_ DATE \_\_\_\_\_  
CHIEF ENGINEER

**NEW CARROLLTON YARD IMPROVEMENTS**  
 Mezzanine Level Partial Floor Plans -  
 S&I Shop

SCALE: 1/8" = 1'-0"      DRAWING NO. G-021      SHEET NO. 21 of 47

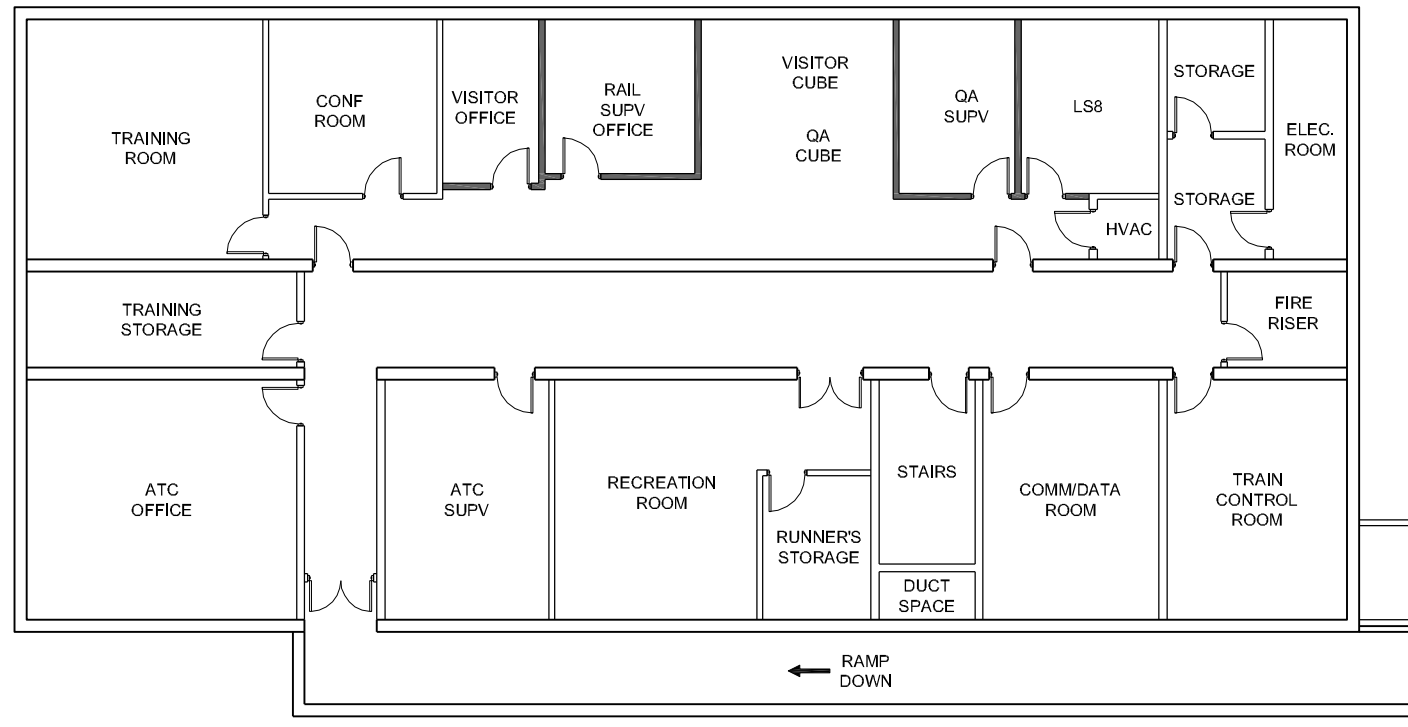
Oct 02, 2014 - 9:48am  
 R:\PROJECTS\173237D - New Carrollton\DRAWINGS\New Carrollton\WATA-A1-F to A2-F - S&I Shop.dwg



**GROUND LEVEL - EXISTING**

SCALE: 1/8" = 1'-0"

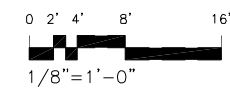
1



**BASEMENT LEVEL - EXISTING**

SCALE: 1/8" = 1'-0"

2



CONTRACT NO.  
XXXXXX

DESIGNED	ASI	8/29/14
DRAWN	RR	8/29/14
CHECKED	MNG	8/29/14
APPROVED	ASI	8/29/14

REFERENCE DRAWINGS	
NUMBER	DESCRIPTION

REVISIONS		
NUMBER	DATE	DESCRIPTION

**WASHINGTON METROPOLITAN TRANSIT AUTHORITY**  
 DEPARTMENT OF TRANSIT INFRASTRUCTURE AND ENGINEERING SERVICES  
 OFFICE OF THE CHIEF ENGINEER, INFRASTRUCTURE

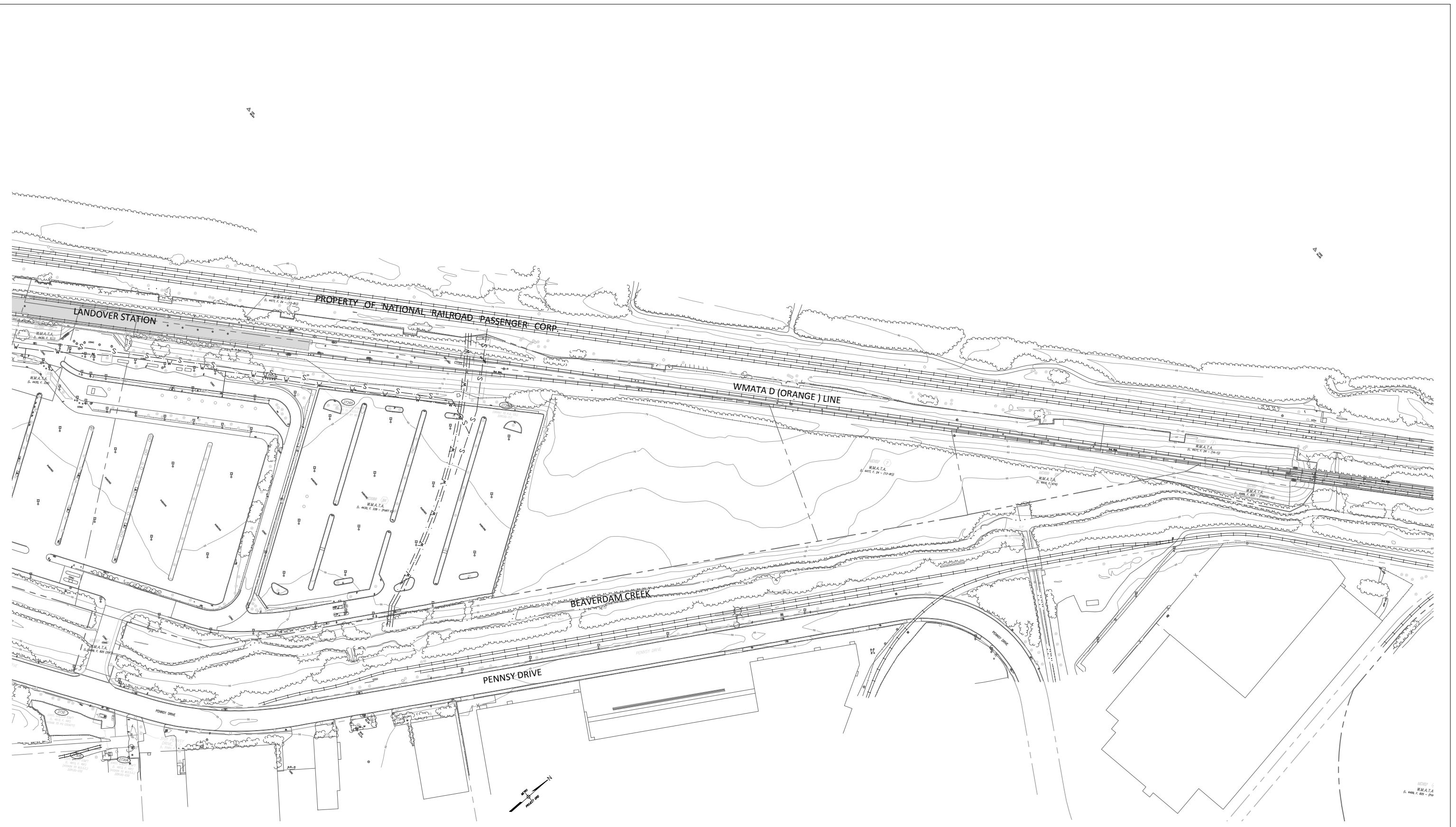
SUBMITTED \_\_\_\_\_ DATE \_\_\_\_\_ APPROVED \_\_\_\_\_ DATE \_\_\_\_\_  
 CHIEF ENGINEER

**NEW CARROLLTON YARD IMPROVEMENTS**  
 Ground Level Floor Plans -  
 ATC/Training Building

SCALE: 1/8" = 1'-0" DRAWING NO. G-022 SHEET NO. 22 of 47

Oct\_02\_2014\_9:53am  
 R:\PROJECTS\173237D - New Carrollton\DRAWINGS\New Carrollton\WATA-A1-C to A2-G - ATC.dwg

Oct 02, 2014 - 11:10am  
 L:\WMATA On-Call Planning Services\New Carrollton Yard Improvements\400-Technical\General Plans\Landover Site Plan\Landover\_Existing\_071414.dwg



CONTRACT NO.  
XXXXXXX

DESIGNED	07/14/14
DRAWN	MRV
CHECKED	MJP
APPROVED	...
	DATE

REFERENCE DRAWINGS	
NUMBER	DESCRIPTION

REVISIONS		
DATE	BY	DESCRIPTION

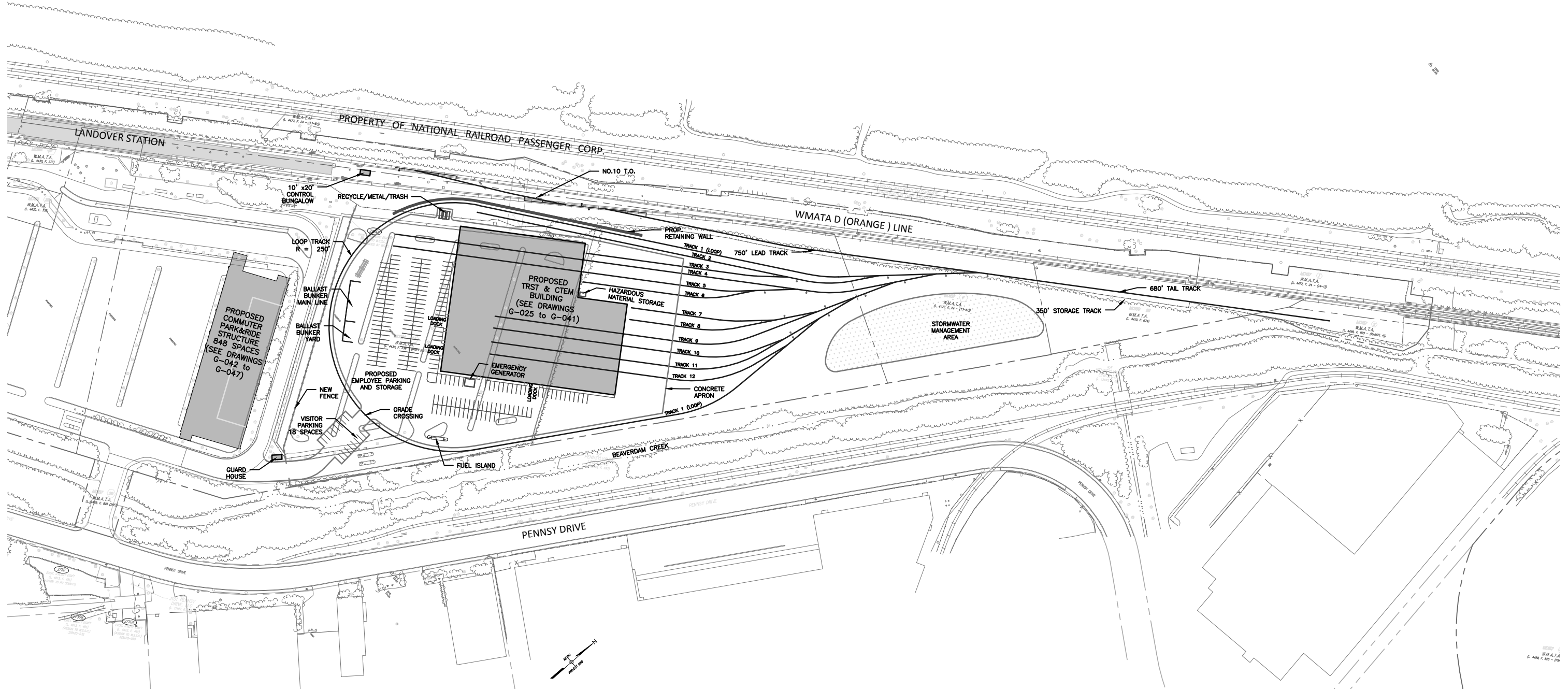
**WASHINGTON METROPOLITAN TRANSIT AUTHORITY**  
 DEPARTMENT OF TRANSIT INFRASTRUCTURE AND ENGINEERING SERVICES  
 OFFICE OF THE CHIEF ENGINEER, INFRASTRUCTURE

SUBMITTED _____	APPROVED _____
DATE	CHIEF ENGINEER DATE

**NEW CARROLLTON YARD IMPROVEMENTS**  
**LANDOVER STATION EXISTING CONDITIONS**

SCALE <b>1" = 200'</b>	DRAWING NO. <b>G-023</b>	SHEET NO. <b>23 of 47</b>
---------------------------	-----------------------------	------------------------------

PROPOSED EMPLOYEE PARKING SPACES	182
PROPOSED VISITOR PARKING SPACES	18
PROPOSED COMMUTER PARKING SPACES	848



Oct 02, 2014 11:43:03am  
 L:\WMATA On-Call Planning Services\New Carrollton Yard Improvements\400-Technical\General Plans\Landover Site Plan\Landover\_071514.dwg

CONTRACT NO.  
XXXXXXX

DESIGNED		07/14/14		DATE		REFERENCE DRAWINGS		REVISIONS	
NUMBER	DESCRIPTION	DATE	BY	DESCRIPTION	DATE	BY	DESCRIPTION	DATE	BY

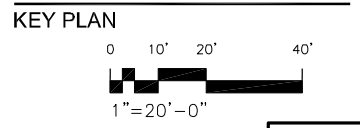
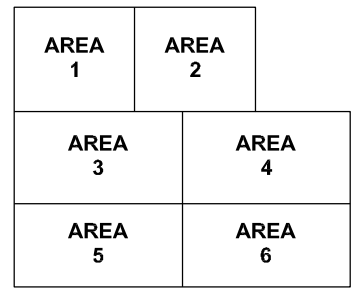
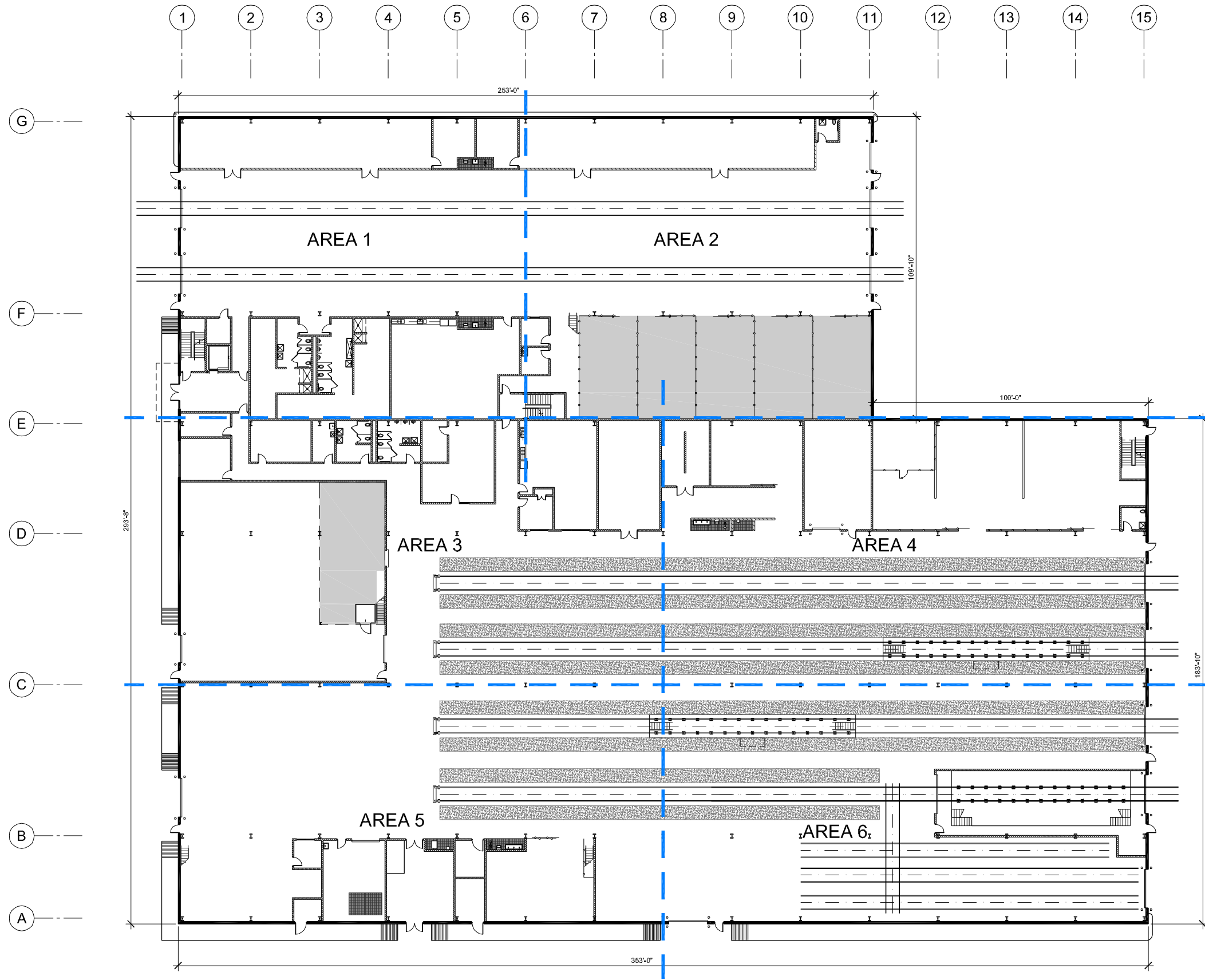
**WASHINGTON METROPOLITAN TRANSIT AUTHORITY**  
 DEPARTMENT OF TRANSIT INFRASTRUCTURE AND ENGINEERING SERVICES  
 OFFICE OF THE CHIEF ENGINEER, INFRASTRUCTURE

SUBMITTED \_\_\_\_\_ DATE \_\_\_\_\_ APPROVED \_\_\_\_\_ DATE \_\_\_\_\_  
 CHIEF ENGINEER

**NEW CARROLLTON YARD IMPROVEMENTS**  
**LANDOVER STATION SITE PLAN**

SCALE: 1" = 200'  
 DRAWING NO. G-024  
 SHEET NO. 24 of 47





CONTRACT NO.  
XXXXXX

Oct 02, 2014 - 9:57am  
 R:\PROJECTS\173237D - New Carrollton\DRAWINGS\London\WMATA-A001-A to A13-A - Arch-Plans-CTEM-TRST.dwg

DESIGNED	ASI	8/29/14
		DATE
DRAWN	RR	8/29/14
		DATE
CHECKED	MNG	8/29/14
		DATE
APPROVED	ASI	8/29/14
		DATE

REFERENCE DRAWINGS	
NUMBER	DESCRIPTION

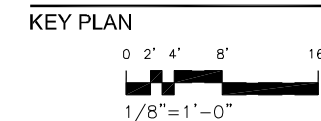
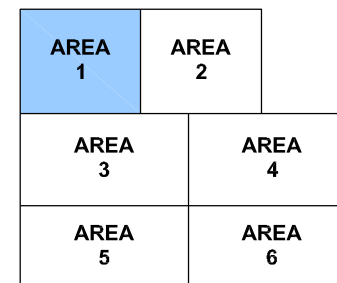
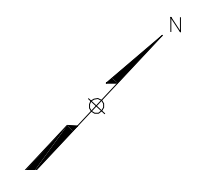
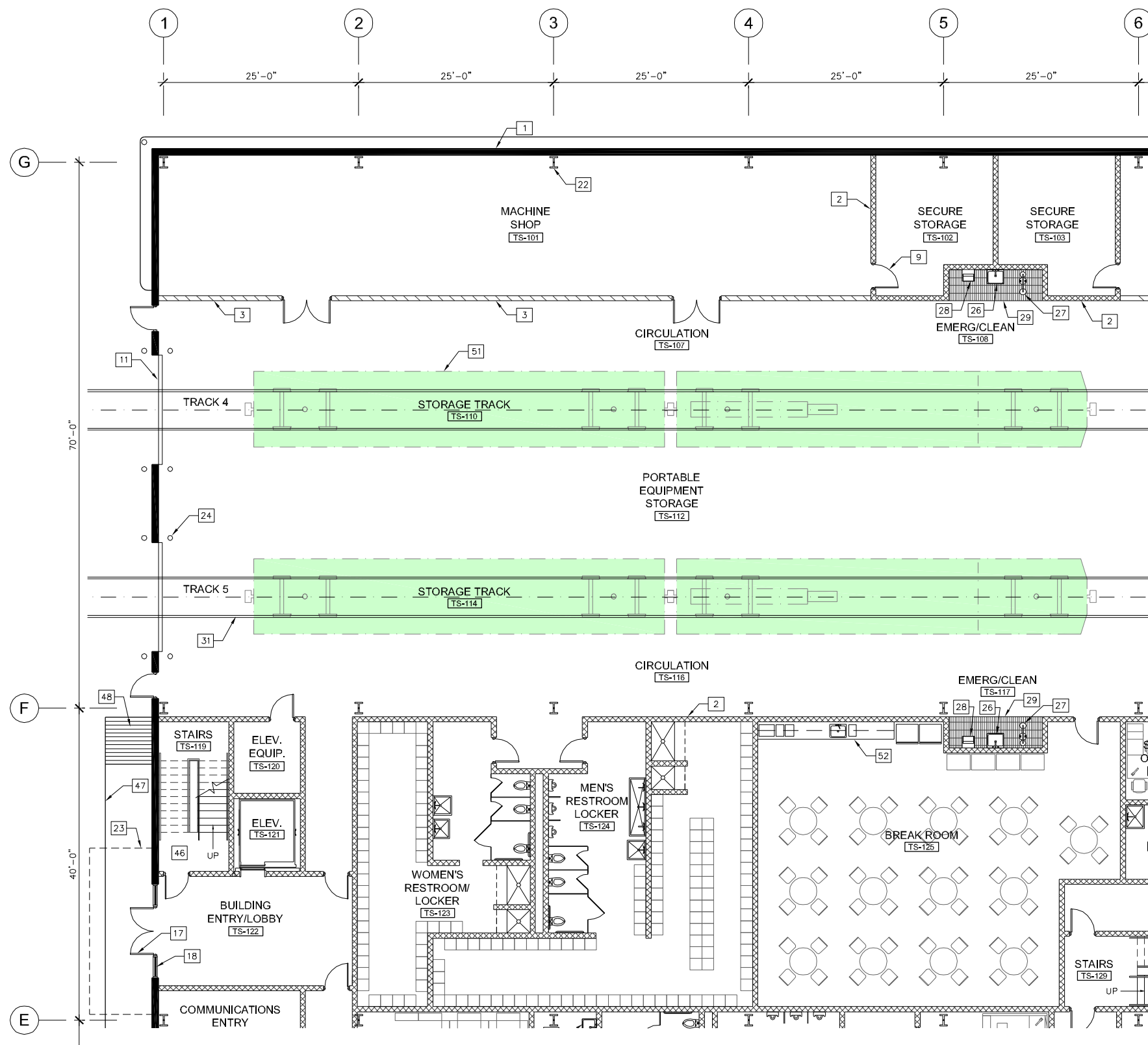
REVISIONS		
NUMBER	DATE	DESCRIPTION

**WASHINGTON METROPOLITAN TRANSIT AUTHORITY**  
 DEPARTMENT OF TRANSIT INFRASTRUCTURE AND ENGINEERING SERVICES  
 OFFICE OF THE CHIEF ENGINEER, INFRASTRUCTURE

SUBMITTED _____ DATE _____	APPROVED _____ DATE _____ CHIEF ENGINEER
----------------------------	---

**NEW CARROLLTON YARD IMPROVEMENTS**  
 Overall First Floor Plan -  
 CTEM/TRST Building

SCALE 1" = 20'-0"	DRAWING NO. G-025	SHEET NO. 25 of 47
----------------------	----------------------	-----------------------



CONTRACT NO.  
XXXXXX

DESIGNED	ASI	8/29/14
		DATE
DRAWN	RR	8/29/14
		DATE
CHECKED	MNG	8/29/14
		DATE
APPROVED	ASI	8/29/14
		DATE

REFERENCE DRAWINGS	
NUMBER	DESCRIPTION

REVISIONS		
NUMBER	DATE	DESCRIPTION

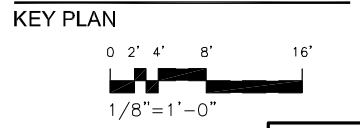
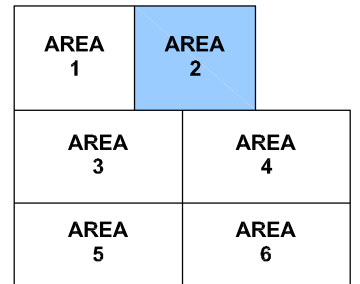
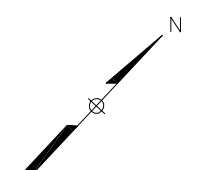
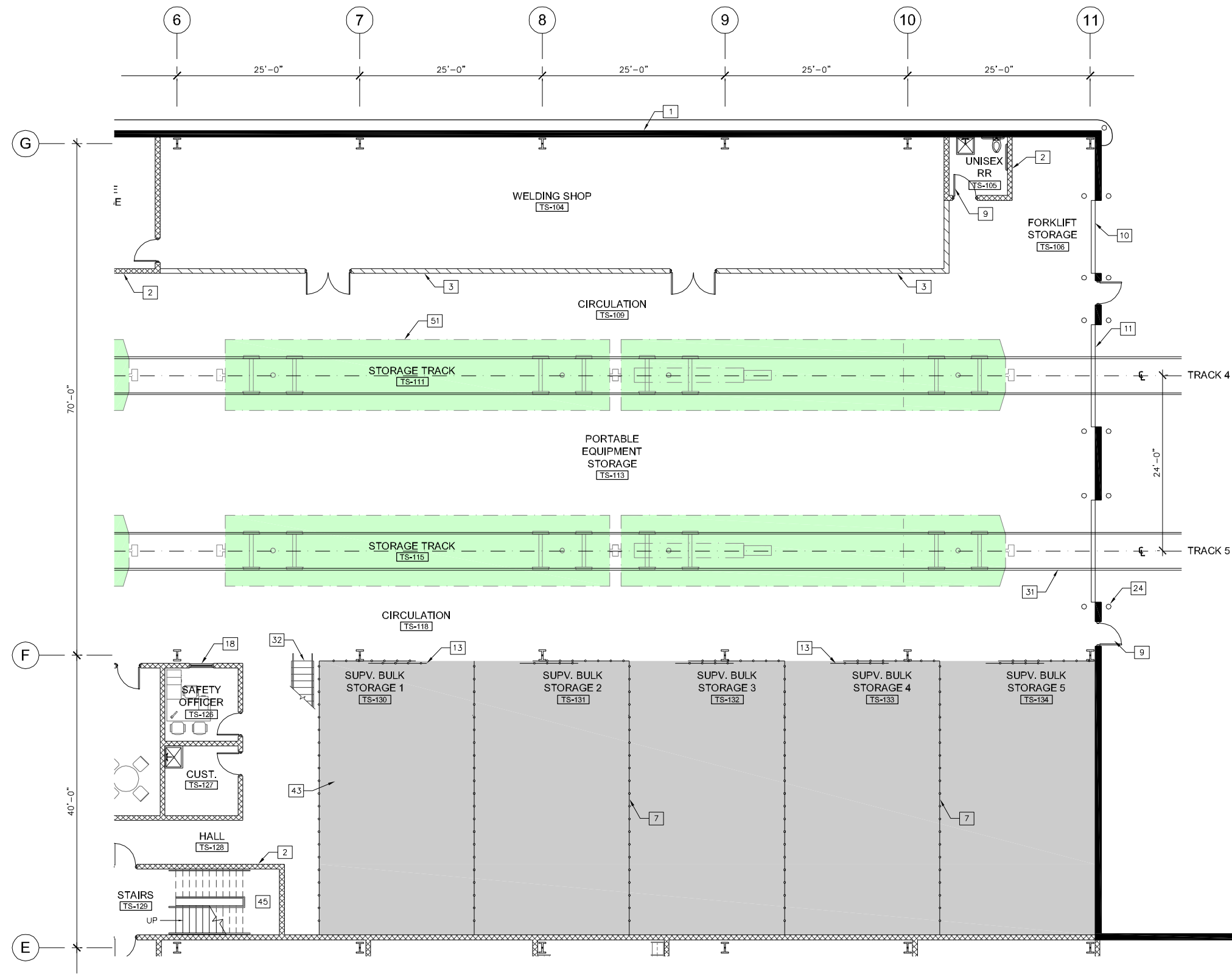
**WASHINGTON METROPOLITAN TRANSIT AUTHORITY**  
 DEPARTMENT OF TRANSIT INFRASTRUCTURE AND ENGINEERING SERVICES  
 OFFICE OF THE CHIEF ENGINEER, INFRASTRUCTURE

SUBMITTED \_\_\_\_\_ DATE \_\_\_\_\_ APPROVED \_\_\_\_\_ DATE \_\_\_\_\_  
 CHIEF ENGINEER

**NEW CARROLLTON YARD IMPROVEMENTS**  
 Partial Floor Plan Area 1 -  
 CTEM/TRST Building

SCALE: 1/8" = 1'-0"  
 DRAWING NO. G-026  
 SHEET NO. 26 of 47

Oct 02, 2014 - 9:58am  
 R:\PROJECTS\173237D - New Carrollton\DRAWINGS\Landover\WATA-A001-A to A13-A - Arch-Plans-CTEM-TRST.dwg



CONTRACT NO.  
XXXXXX

Oct 02 2014 9:59am  
 R:\PROJECTS\173237D - New Carrollton\DRAWINGS\Landover\WATA-A001-A to A13-A - Arch-Plans-CTEM-TRST.dwg

DESIGNED	ASI	8/29/14
		DATE
DRAWN	RR	8/29/14
		DATE
CHECKED	MNG	8/29/14
		DATE
APPROVED	ASI	8/29/14
		DATE

REFERENCE DRAWINGS	
NUMBER	DESCRIPTION

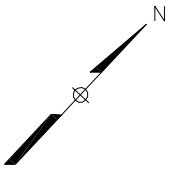
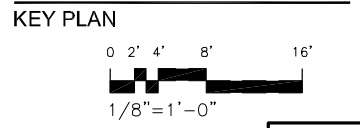
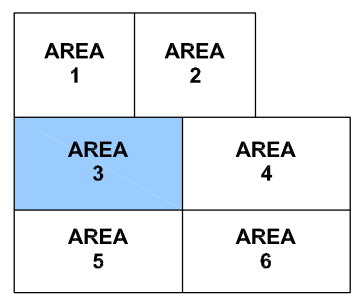
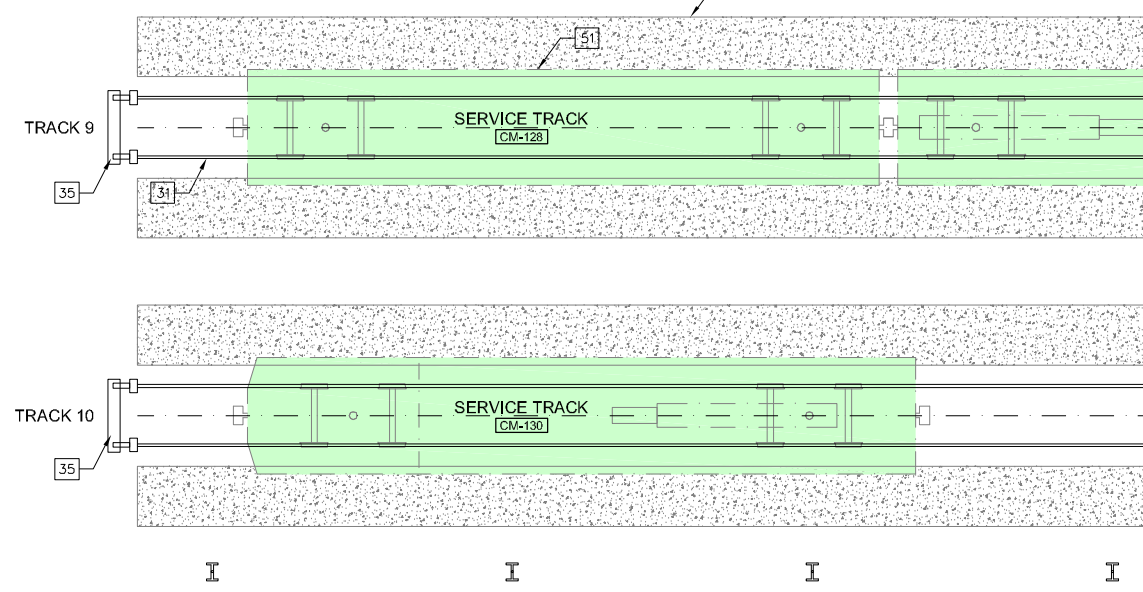
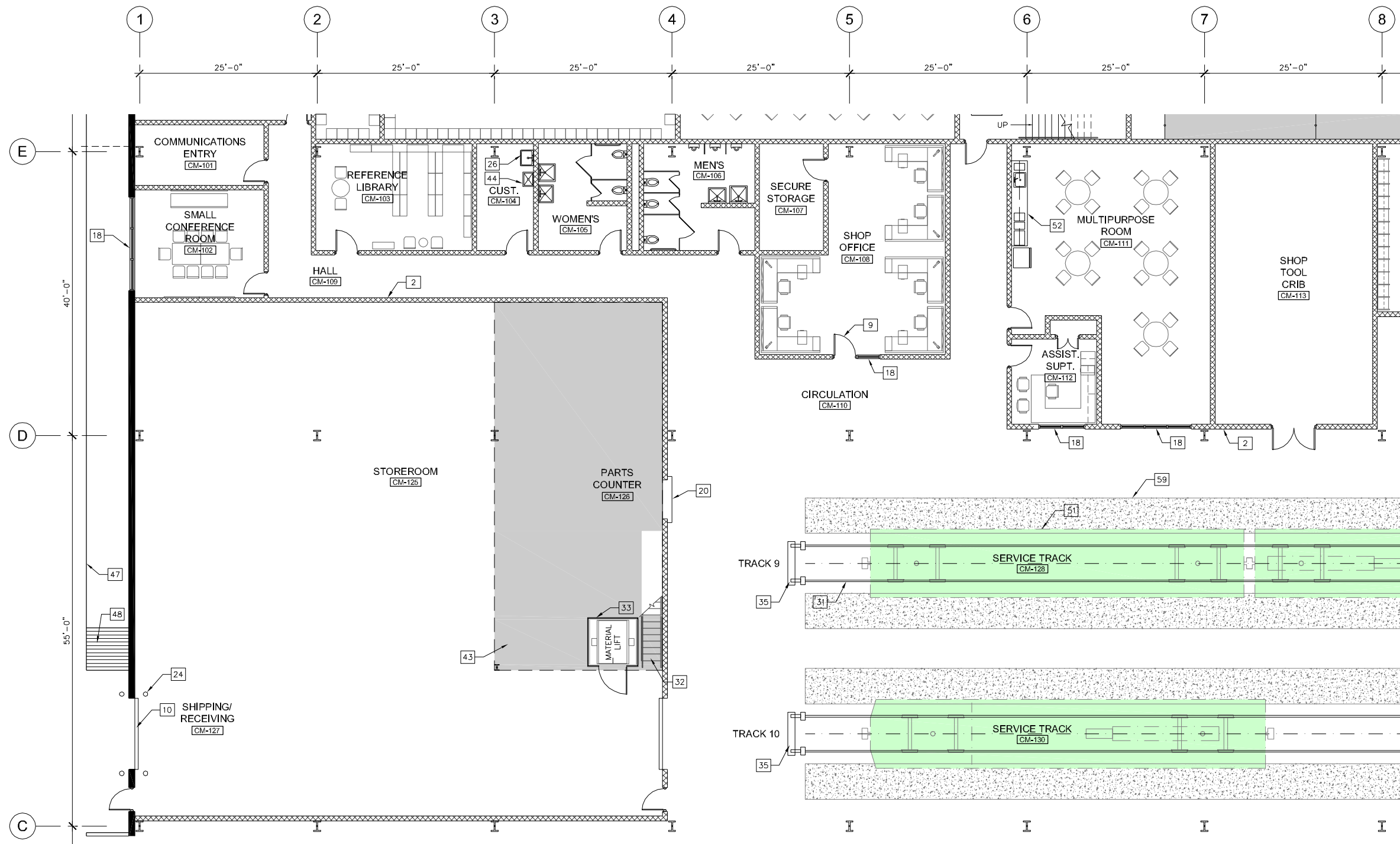
REVISIONS		
NUMBER	DATE	DESCRIPTION

**WASHINGTON METROPOLITAN TRANSIT AUTHORITY**  
 DEPARTMENT OF TRANSIT INFRASTRUCTURE AND ENGINEERING SERVICES  
 OFFICE OF THE CHIEF ENGINEER, INFRASTRUCTURE

SUBMITTED \_\_\_\_\_ DATE \_\_\_\_\_ APPROVED \_\_\_\_\_ DATE \_\_\_\_\_  
CHIEF ENGINEER

**NEW CARROLLTON YARD IMPROVEMENTS**  
 Partial Floor Plan Area 2 -  
 CTEM/TRST Building

SCALE: 1/8" = 1'-0"  
 DRAWING NO. G-027  
 SHEET NO. 27 of 47



Oct 02, 2014 - 9:59am  
 R:\PROJECTS\173237D - New Carrollton\DRAWINGS\London\WATA-A001-A to A13-A - Arch-Plans-CTEM-TRST.dwg

DESIGNED	ASI	8/29/14
DRAWN	RR	8/29/14
CHECKED	MNG	8/29/14
APPROVED	ASI	8/29/14

REFERENCE DRAWINGS	
NUMBER	DESCRIPTION

REVISIONS		
DATE	BY	DESCRIPTION

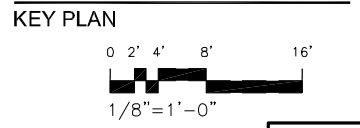
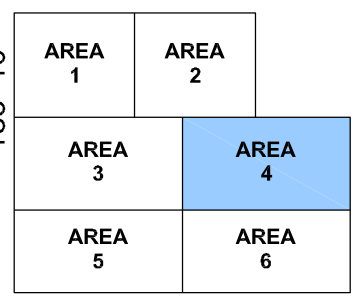
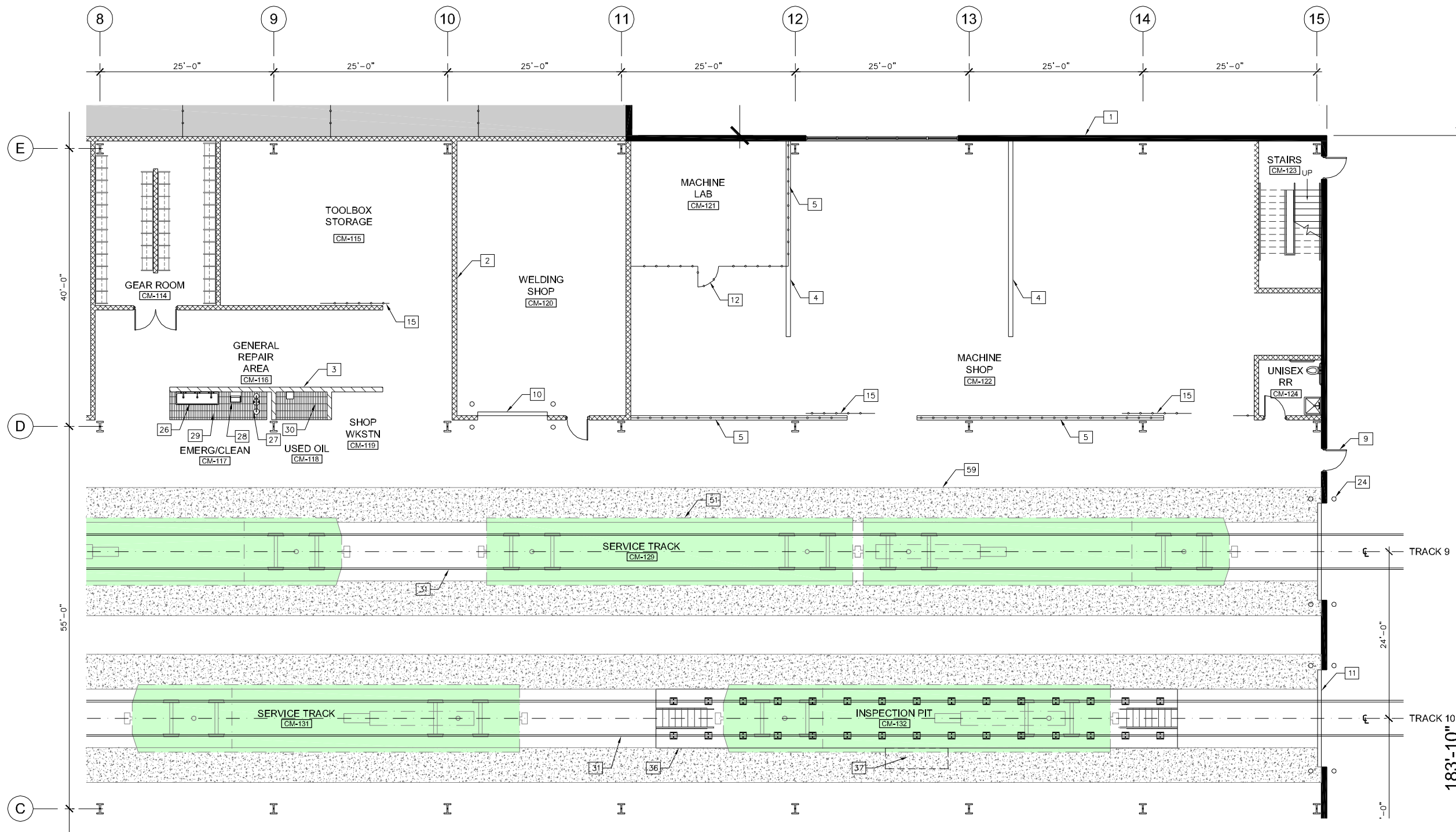
**WASHINGTON METROPOLITAN TRANSIT AUTHORITY**  
 DEPARTMENT OF TRANSIT INFRASTRUCTURE AND ENGINEERING SERVICES  
 OFFICE OF THE CHIEF ENGINEER, INFRASTRUCTURE

SUBMITTED \_\_\_\_\_ DATE \_\_\_\_\_ APPROVED \_\_\_\_\_ DATE \_\_\_\_\_  
 CHIEF ENGINEER

**NEW CARROLLTON YARD IMPROVEMENTS**  
 Partial First Floor Plan Area 3 -  
 CTEM/TRST Building

SCALE: 1/8" = 1'-0"  
 DRAWING NO. G-028  
 SHEET NO. 28 of 47

CONTRACT NO. XXXXXXX



CONTRACT NO.  
XXXXXX

Oct 02, 2014 - 10:00am  
 R:\PROJECTS\173237D - New Carrollton\DRAWINGS\Landover\WMATA-A001-A to A13-A - Arch-Plans-CTEM-TRST.dwg

DESIGNED	ASI	8/29/14
		DATE
DRAWN	RR	8/29/14
		DATE
CHECKED	MNG	8/29/14
		DATE
APPROVED	ASI	8/29/14
		DATE

REFERENCE DRAWINGS	
NUMBER	DESCRIPTION

REVISIONS		
NUMBER	DATE	DESCRIPTION

**WASHINGTON METROPOLITAN TRANSIT AUTHORITY**  
 DEPARTMENT OF TRANSIT INFRASTRUCTURE AND ENGINEERING SERVICES  
 OFFICE OF THE CHIEF ENGINEER, INFRASTRUCTURE

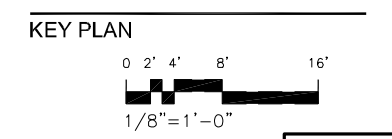
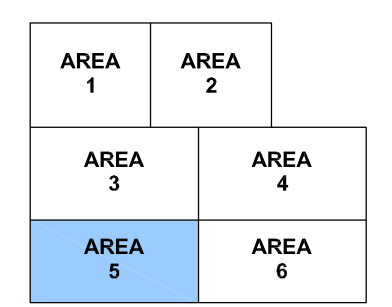
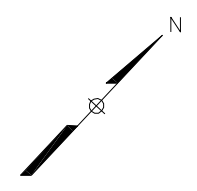
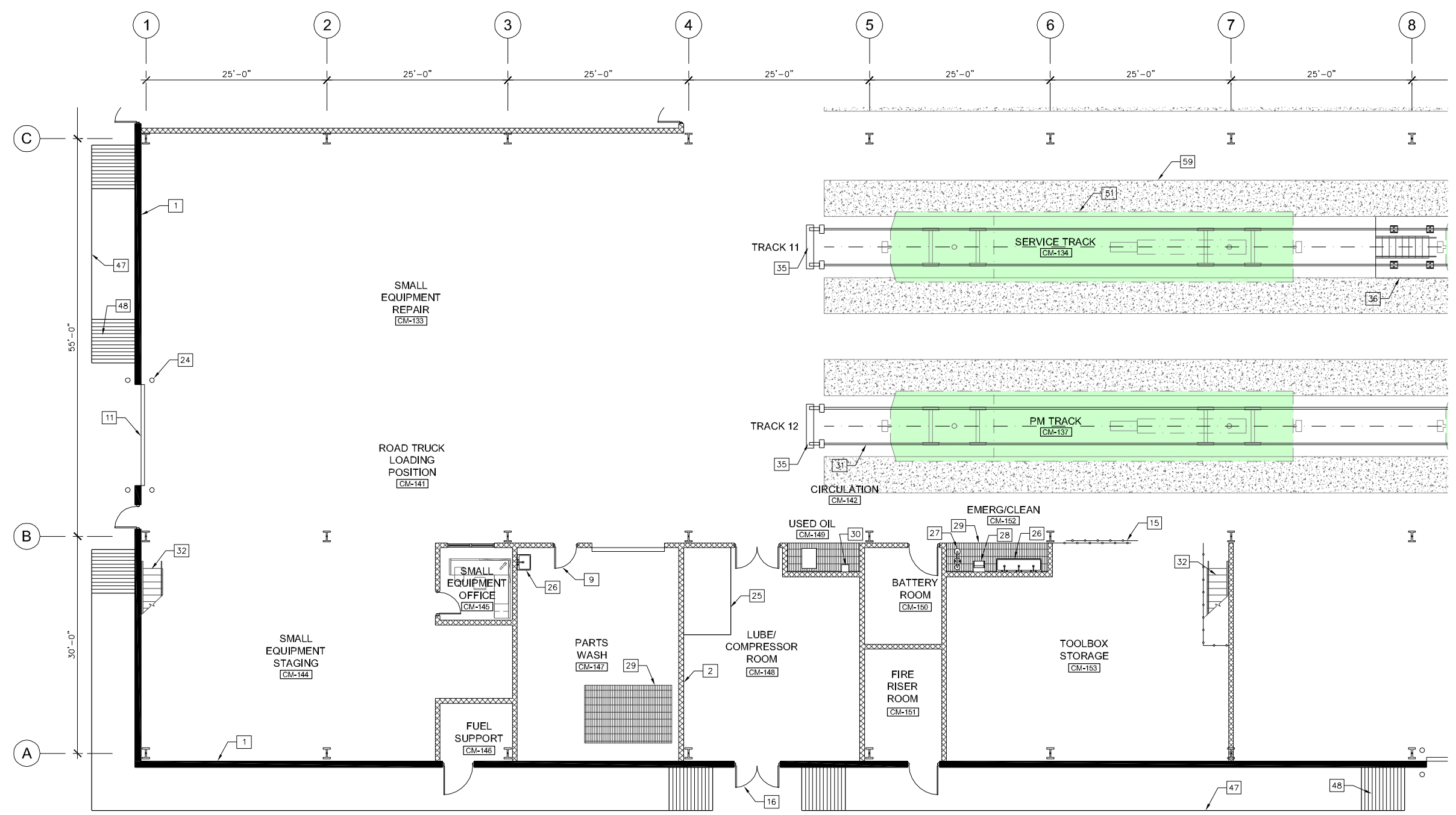
SUBMITTED \_\_\_\_\_ DATE \_\_\_\_\_ APPROVED \_\_\_\_\_ DATE \_\_\_\_\_  
CHIEF ENGINEER

**NEW CARROLLTON YARD IMPROVEMENTS**  
 Partial First Floor Plan Area 4 -  
 CTEM/TRST Building

SCALE: 1/8" = 1'-0"  
 DRAWING NO. G-029  
 SHEET NO. 29 of 47



Oct\_02\_2014-10:01am  
 R:\PROJECTS\173237D - New Carrollton\DRAWINGS\Landover\WMATA-A001-A to A13-A - Arch-Plans-CTEM-TRST.dwg



CONTRACT NO.  
XXXXXX

DESIGNED	ASI	8/29/14
		DATE
DRAWN	RR	8/29/14
		DATE
CHECKED	MNG	8/29/14
		DATE
APPROVED	ASI	8/29/14
		DATE

REFERENCE DRAWINGS		REVISIONS	
NUMBER	DESCRIPTION	DATE	BY

NUMBER	DESCRIPTION	DATE	BY

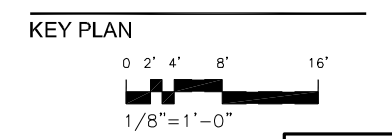
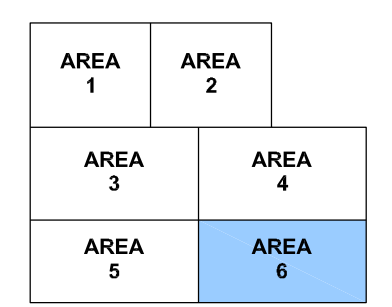
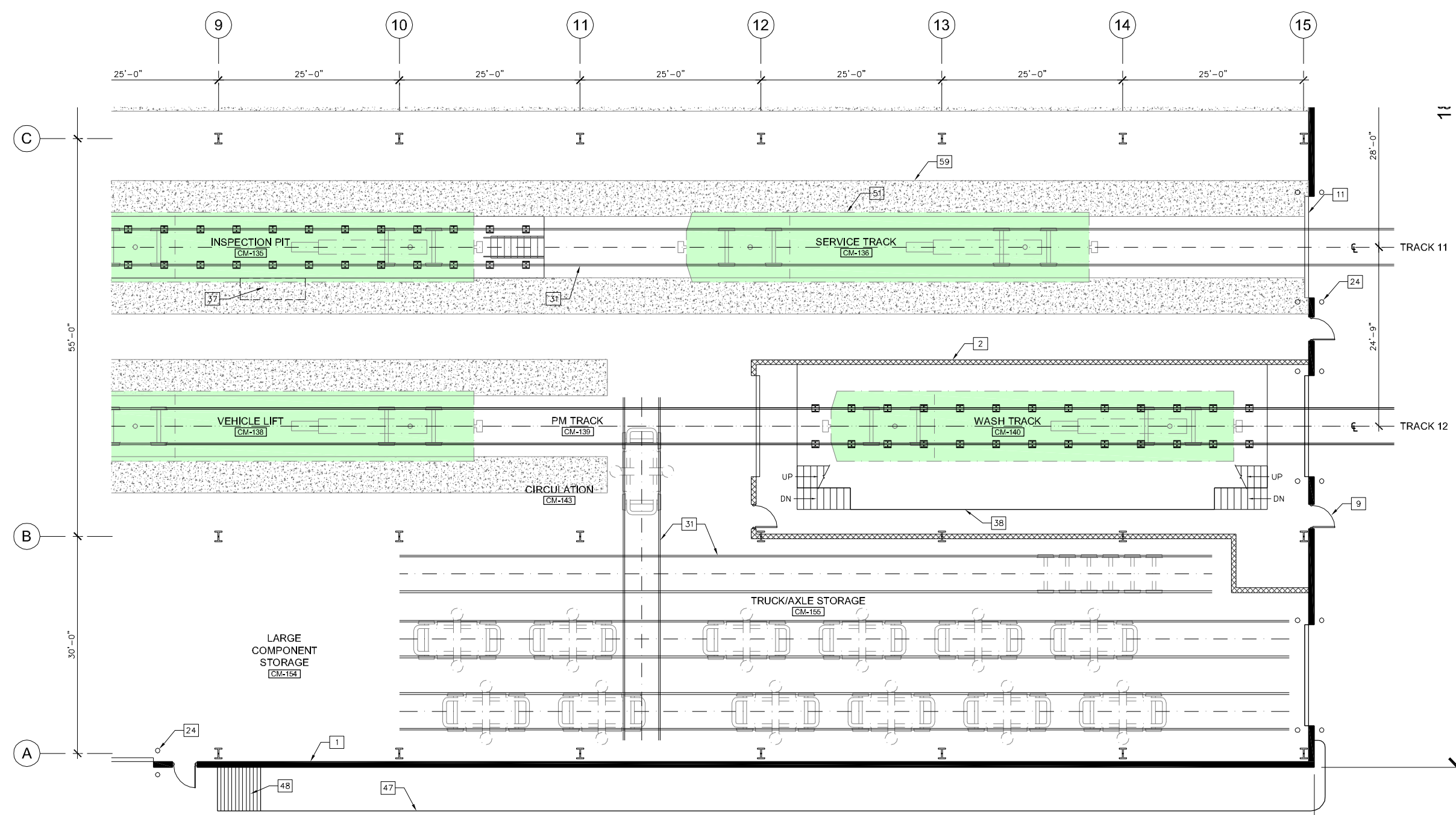
**WASHINGTON METROPOLITAN TRANSIT AUTHORITY**  
 DEPARTMENT OF TRANSIT INFRASTRUCTURE AND ENGINEERING SERVICES  
 OFFICE OF THE CHIEF ENGINEER, INFRASTRUCTURE

SUBMITTED \_\_\_\_\_ DATE \_\_\_\_\_ APPROVED \_\_\_\_\_ DATE \_\_\_\_\_  
 CHIEF ENGINEER

**NEW CARROLLTON YARD IMPROVEMENTS**  
 Partial First Floor Plan Area 5 -  
 CTEM/TRST Building

SCALE: 1/8" = 1'-0"  
 DRAWING NO. G-030  
 SHEET NO. 30 of 47

Oct 02, 2014 - 10:01am  
 R:\PROJECTS\173237D - New Carrollton\DRAWINGS\Landover\WMATA-A001-A to A13-A - Arch-Plans-CTEM-TRST.dwg



CONTRACT NO.  
XXXXXX

DESIGNED	ASI	8/29/14
		DATE
DRAWN	RR	8/29/14
		DATE
CHECKED	MNG	8/29/14
		DATE
APPROVED	ASI	8/29/14
		DATE

REFERENCE DRAWINGS	
NUMBER	DESCRIPTION

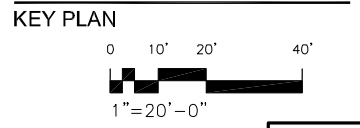
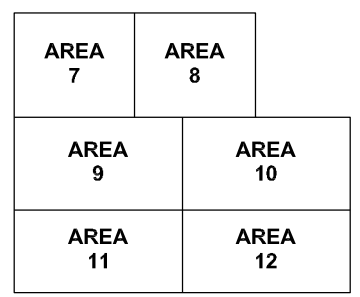
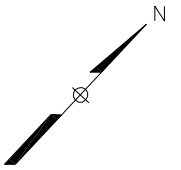
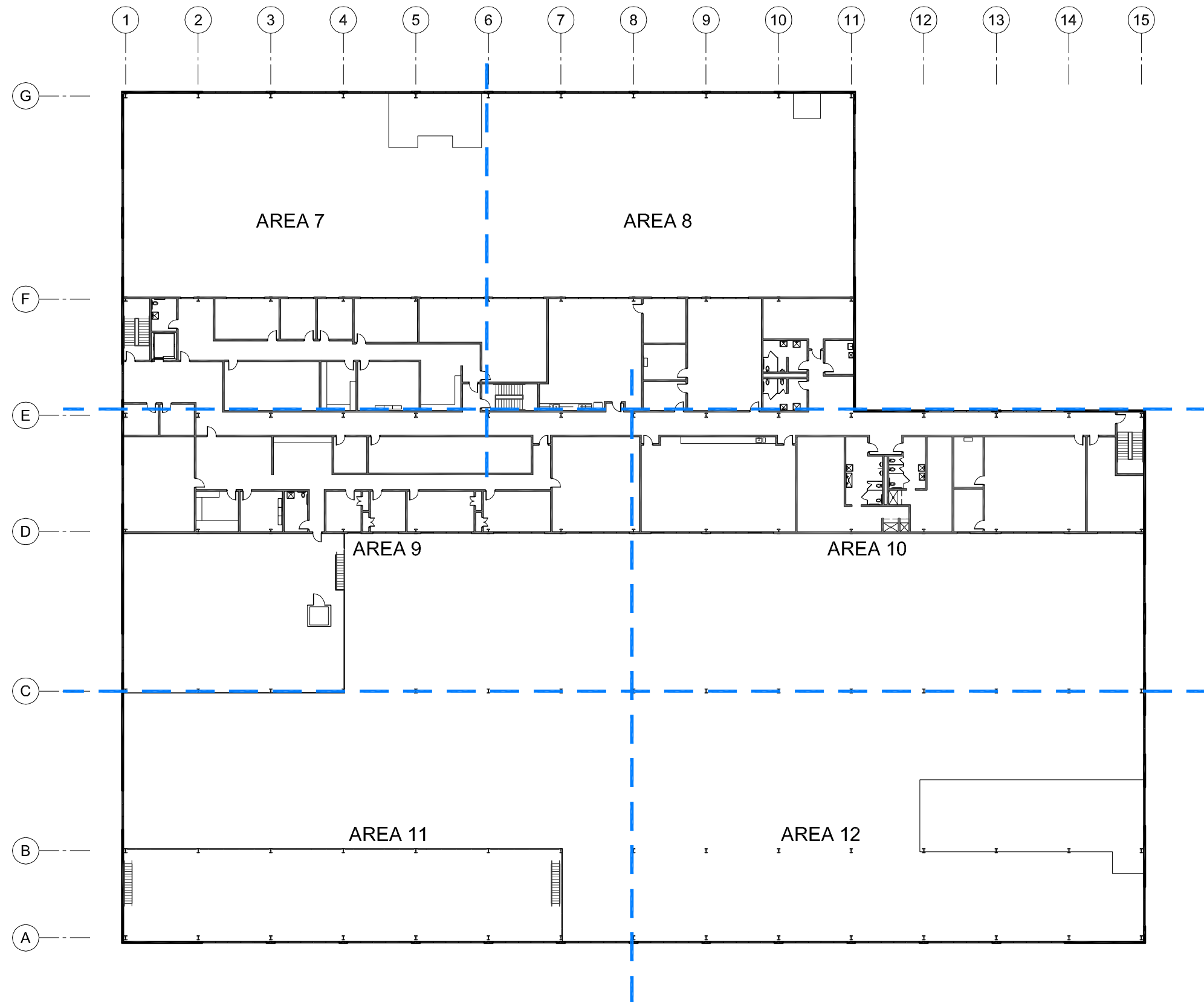
REVISIONS		
NUMBER	DATE	DESCRIPTION

**WASHINGTON METROPOLITAN TRANSIT AUTHORITY**  
 DEPARTMENT OF TRANSIT INFRASTRUCTURE AND ENGINEERING SERVICES  
 OFFICE OF THE CHIEF ENGINEER, INFRASTRUCTURE

SUBMITTED \_\_\_\_\_ DATE \_\_\_\_\_ APPROVED \_\_\_\_\_ DATE \_\_\_\_\_  
CHIEF ENGINEER

**NEW CARROLLTON YARD IMPROVEMENTS**  
 Partial First Floor Plan Area 6 -  
 CTEM/TRST Building

SCALE: 1/8" = 1'-0"  
 DRAWING NO. G-031  
 SHEET NO. 31 of 47



CONTRACT NO.  
XXXXXX

Oct 02, 2014 - 10:02am  
 R:\PROJECTS\173237D - New Carrollton\DRAWINGS\Landover\WMATA-A001-A to A13-A - Arch-Plans-CTEM-TRST.dwg

DESIGNED	ASI	8/29/14
		DATE
DRAWN	RR	8/29/14
		DATE
CHECKED	MNG	8/29/14
		DATE
APPROVED	ASI	8/29/14
		DATE

REFERENCE DRAWINGS		REVISIONS	
NUMBER	DESCRIPTION	DATE	BY

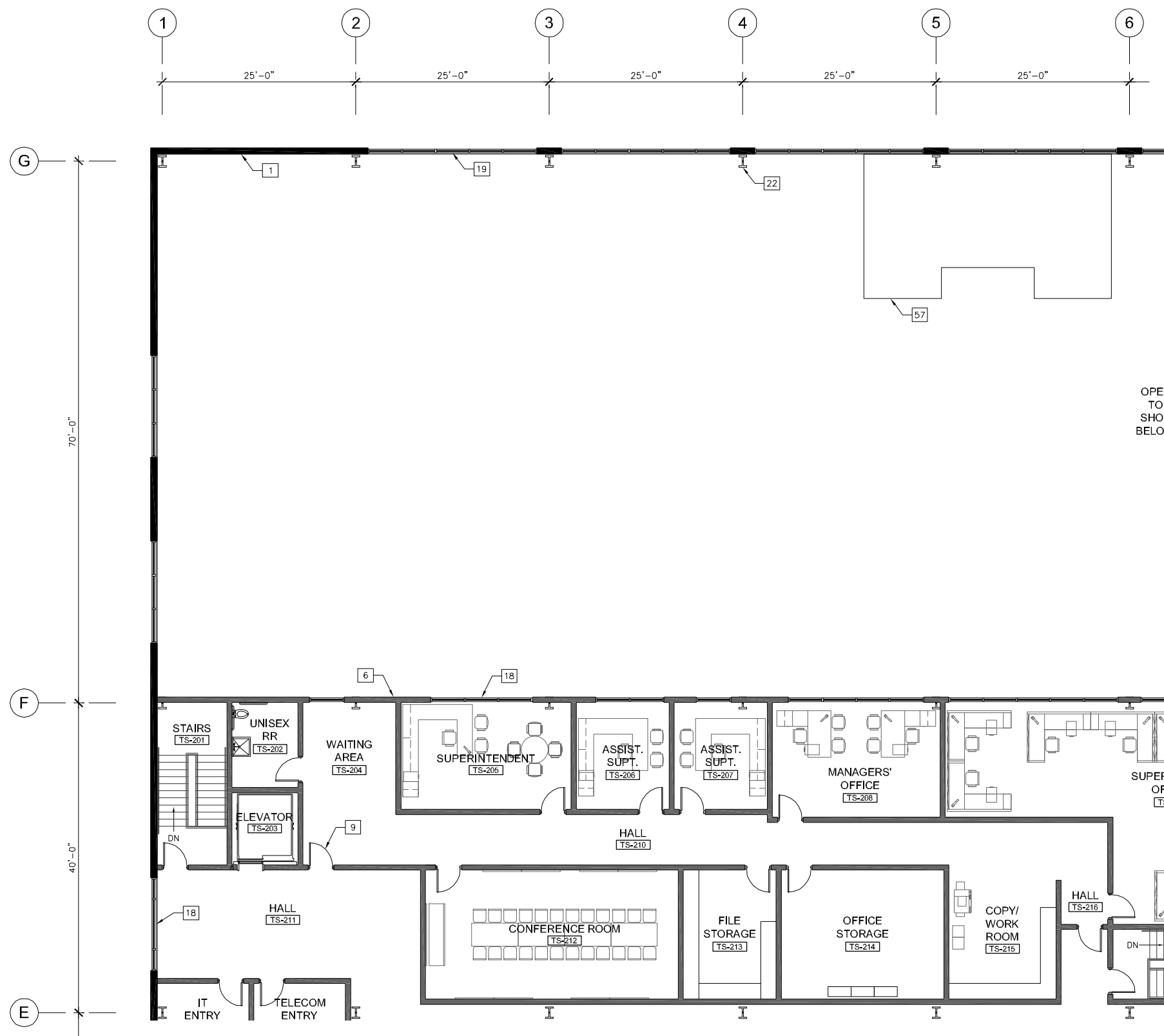
REFERENCE DRAWINGS		REVISIONS	
NUMBER	DESCRIPTION	DATE	BY

**WASHINGTON METROPOLITAN TRANSIT AUTHORITY**  
 DEPARTMENT OF TRANSIT INFRASTRUCTURE AND ENGINEERING SERVICES  
 OFFICE OF THE CHIEF ENGINEER, INFRASTRUCTURE

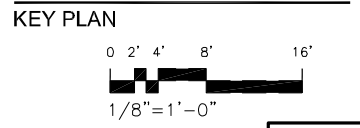
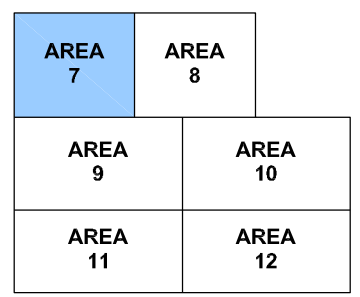
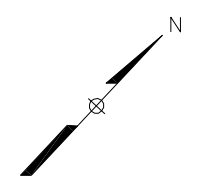
SUBMITTED \_\_\_\_\_ DATE \_\_\_\_\_ APPROVED \_\_\_\_\_ DATE \_\_\_\_\_  
CHIEF ENGINEER

**NEW CARROLLTON YARD IMPROVEMENTS**  
 Overall Mezzanine Floor Plan -  
 CTEM/TRST Building

SCALE: 1" = 20'-0"  
 DRAWING NO. G-032  
 SHEET NO. 32 of 47



OPEN TO SHOP BELOW



CONTRACT NO. XXXXXXX

Oct 02, 2014 - 10:03am  
 R:\PROJECTS\173237D - New Carrollton\DRAWINGS\Landover\WATA-A001-A to A13-A - Arch-Plans-CTEM-TRST.dwg

DESIGNED	ASI	8/29/14
		DATE
DRAWN	RR	8/29/14
		DATE
CHECKED	MNG	8/29/14
		DATE
APPROVED	ASI	8/29/14
		DATE

REFERENCE DRAWINGS		REVISIONS	
NUMBER	DESCRIPTION	DATE	BY

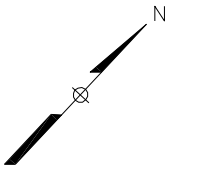
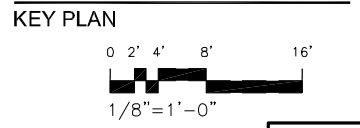
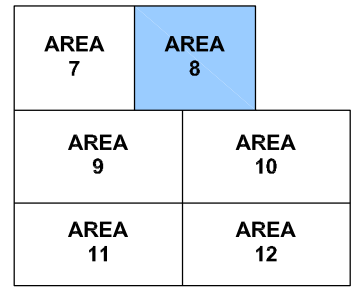
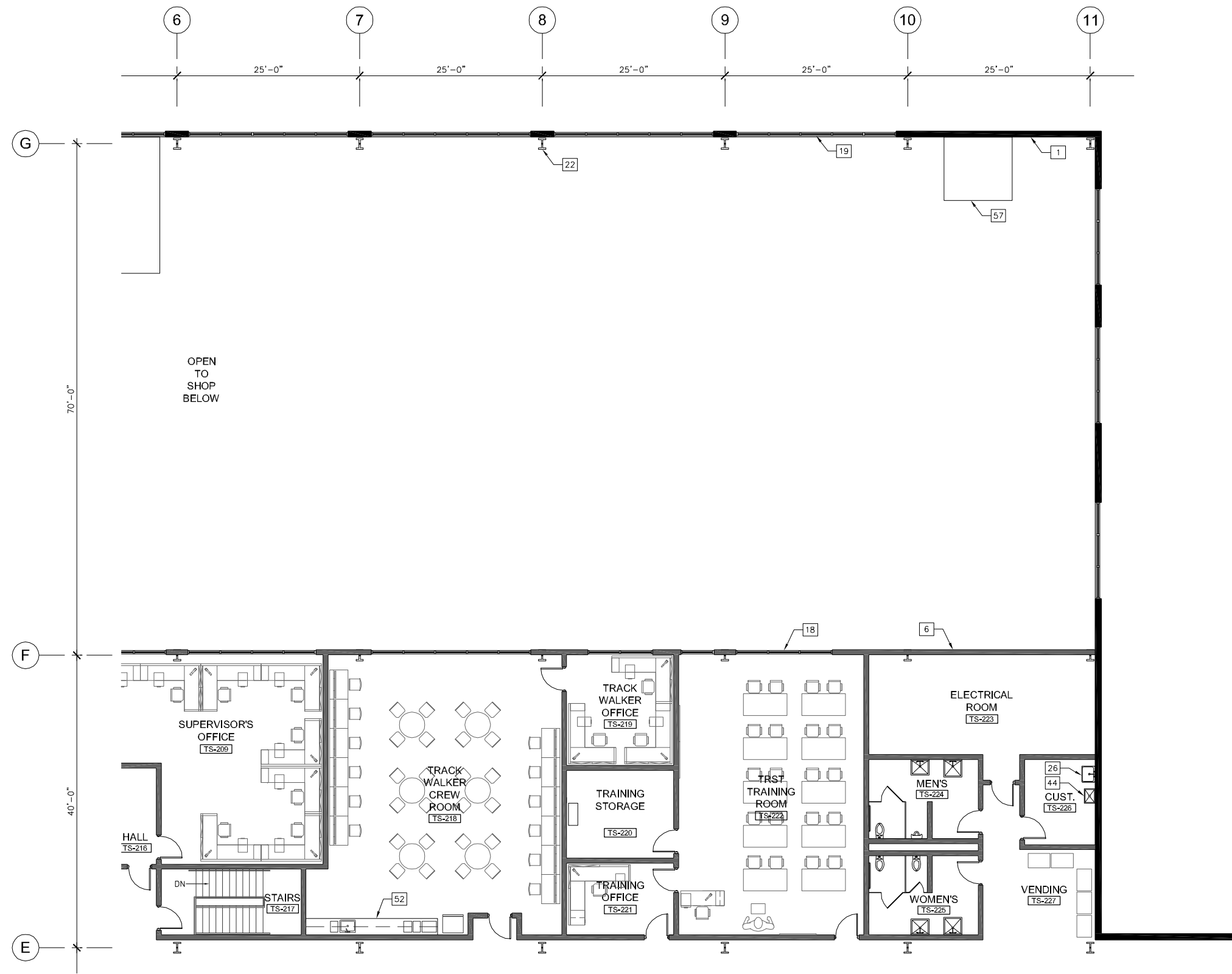
DATE	BY	DESCRIPTION

**WASHINGTON METROPOLITAN TRANSIT AUTHORITY**  
 DEPARTMENT OF TRANSIT INFRASTRUCTURE AND ENGINEERING SERVICES  
 OFFICE OF THE CHIEF ENGINEER, INFRASTRUCTURE

SUBMITTED \_\_\_\_\_ DATE \_\_\_\_\_ APPROVED \_\_\_\_\_ DATE \_\_\_\_\_  
 CHIEF ENGINEER

**NEW CARROLLTON YARD IMPROVEMENTS**  
 Partial Mezzanine Plan Area 7 -  
 CTEM/TRST Building

SCALE 1/8" = 1'-0"  
 DRAWING NO. G-033  
 SHEET NO. 33 of 47



Oct 02, 2014 - 10:04am  
 R:\PROJECTS\173237D - New Carrollton\DRAWINGS\London\WMATA-A001-A to A13-A - Arch-Plans-CTEM-TRST.dwg

DESIGNED	ASI	8/29/14
		DATE
DRAWN	RR	8/29/14
		DATE
CHECKED	MNG	8/29/14
		DATE
APPROVED	ASI	8/29/14
		DATE

REFERENCE DRAWINGS	
NUMBER	DESCRIPTION

REVISIONS		
NUMBER	DATE	DESCRIPTION

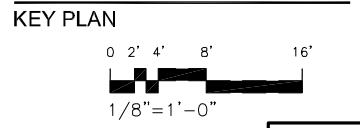
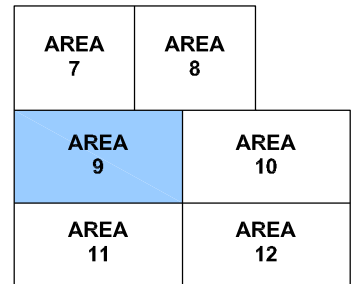
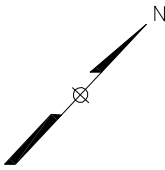
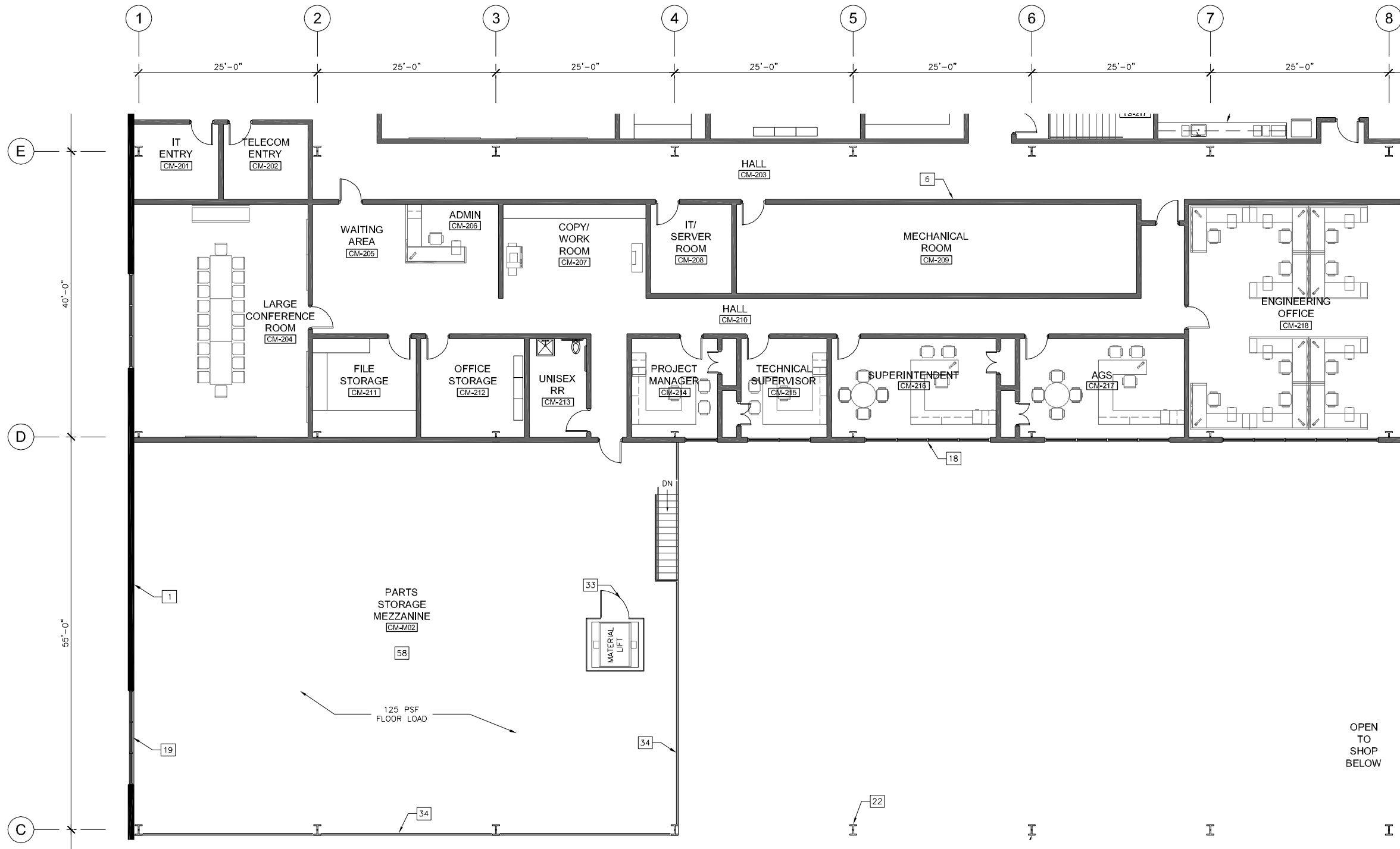
**WASHINGTON METROPOLITAN TRANSIT AUTHORITY**  
 DEPARTMENT OF TRANSIT INFRASTRUCTURE AND ENGINEERING SERVICES  
 OFFICE OF THE CHIEF ENGINEER, INFRASTRUCTURE

SUBMITTED \_\_\_\_\_ DATE \_\_\_\_\_ APPROVED \_\_\_\_\_ DATE \_\_\_\_\_  
CHIEF ENGINEER

**NEW CARROLLTON YARD IMPROVEMENTS**  
 Partial Mezzanine Plan Area 8 -  
 CTEM/TRST Building

SCALE: 1/8" = 1'-0"  
 DRAWING NO. G-034  
 SHEET NO. 34 of 47

CONTRACT NO. XXXXXXX



OPEN TO SHOP BELOW

Oct 02, 2014 - 10:05am  
 R:\PROJECTS\173237D - New Carrollton\DRAWINGS\Landover\WATA-A001-A to A13-A - Arch-Plans-CTEM-TRST.dwg

DESIGNED	ASI	8/29/14
DRAWN	RR	8/29/14
CHECKED	MNG	8/29/14
APPROVED	ASI	8/29/14

REFERENCE DRAWINGS	
NUMBER	DESCRIPTION

REVISIONS		
DATE	BY	DESCRIPTION

**WASHINGTON METROPOLITAN TRANSIT AUTHORITY**  
 DEPARTMENT OF TRANSIT INFRASTRUCTURE AND ENGINEERING SERVICES  
 OFFICE OF THE CHIEF ENGINEER, INFRASTRUCTURE

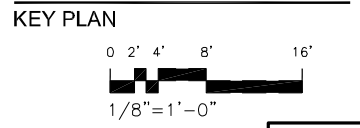
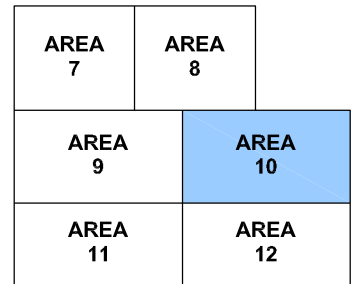
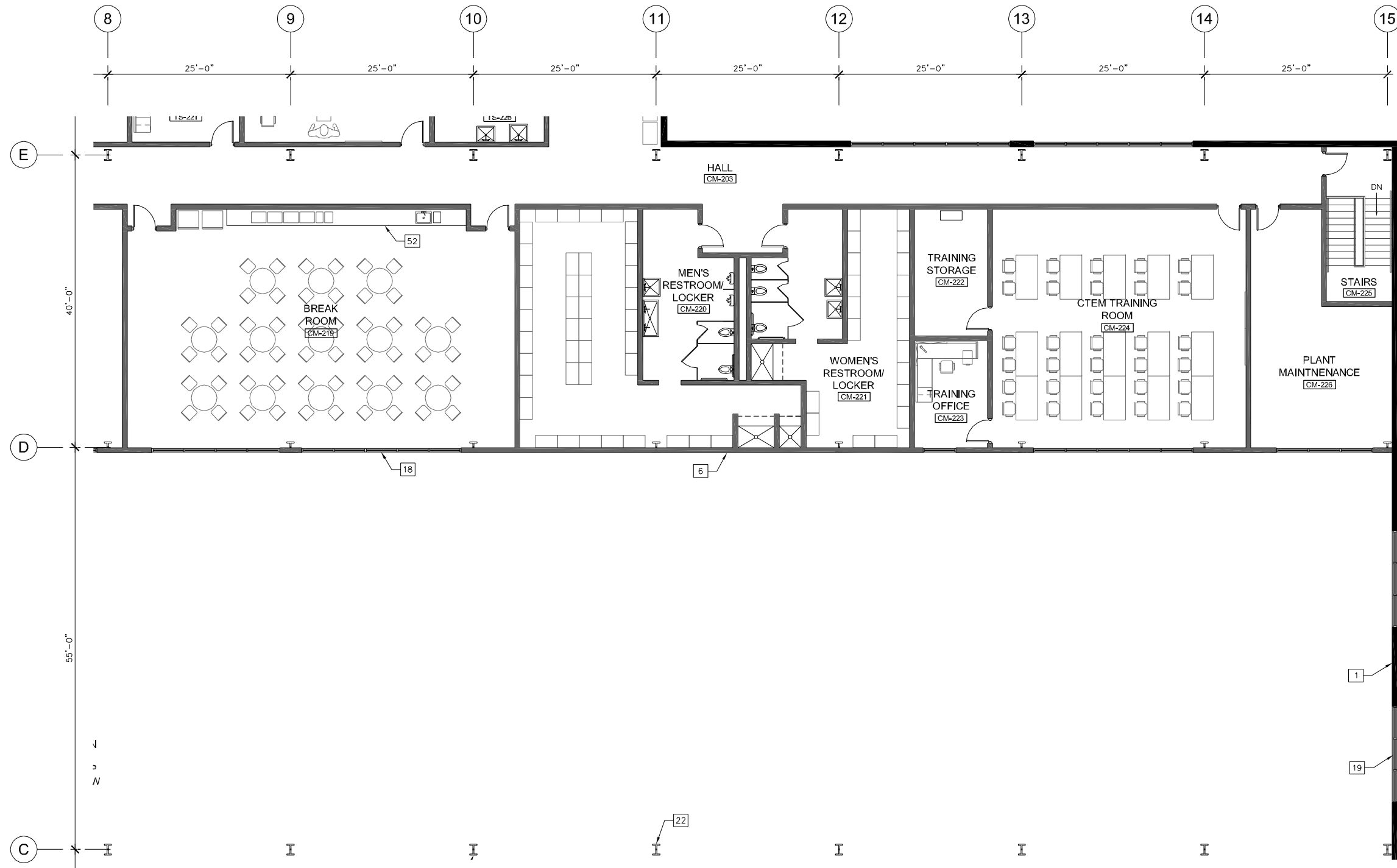
SUBMITTED \_\_\_\_\_ DATE \_\_\_\_\_ APPROVED \_\_\_\_\_ DATE \_\_\_\_\_  
CHIEF ENGINEER

**NEW CARROLLTON YARD IMPROVEMENTS**  
 Partial Mezzanine Plan Area 9 -  
 CTEM/TRST Building

SCALE: 1/8" = 1'-0"  
 DRAWING NO. G-035  
 SHEET NO. 35 of 47

CONTRACT NO. XXXXXXX





CONTRACT NO.  
XXXXXXX

Oct 02, 2014 - 10:05am  
R:\PROJECTS\173237D - New Carrollton\DRAWINGS\Landover\WMATA-A001-A to A13-A - Arch-Plans-CTEM-TRST.dwg

DESIGNED	ASI	8/29/14
DRAWN	RR	8/29/14
CHECKED	MNG	8/29/14
APPROVED	ASI	8/29/14

REFERENCE DRAWINGS		REVISIONS		
NUMBER	DESCRIPTION	DATE	BY	DESCRIPTION

**WASHINGTON METROPOLITAN TRANSIT AUTHORITY**  
 DEPARTMENT OF TRANSIT INFRASTRUCTURE AND ENGINEERING SERVICES  
 OFFICE OF THE CHIEF ENGINEER, INFRASTRUCTURE

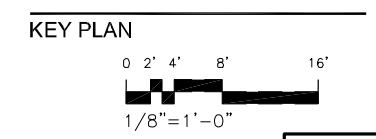
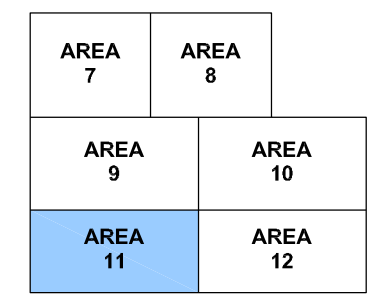
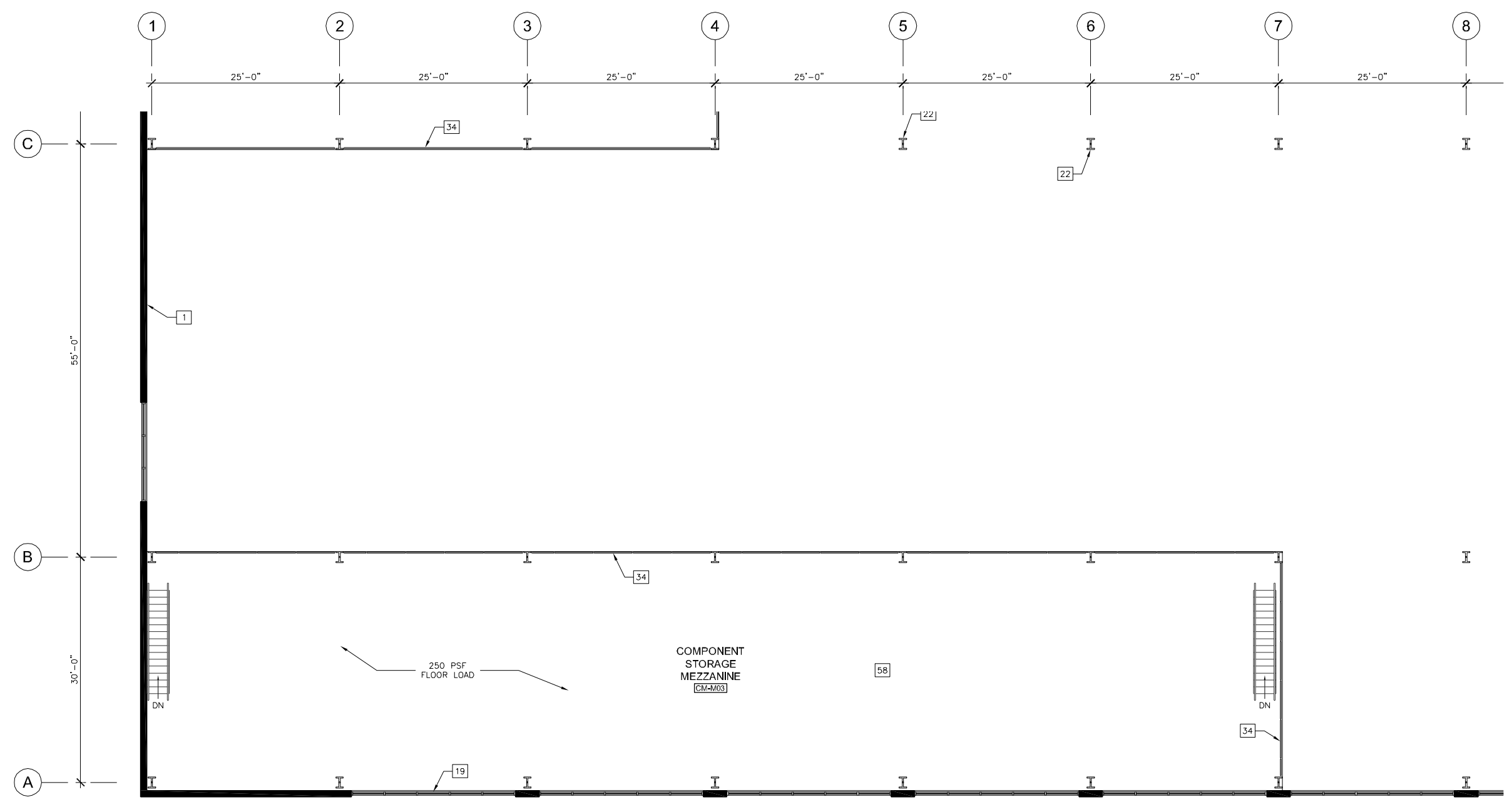
SUBMITTED \_\_\_\_\_ DATE \_\_\_\_\_ APPROVED \_\_\_\_\_ DATE \_\_\_\_\_  
 CHIEF ENGINEER

**NEW CARROLLTON YARD IMPROVEMENTS**

Partial Plan Area 10 -  
CTEM/TRST Building

SCALE: 1/8" = 1'-0"  
 DRAWING NO. G-036  
 SHEET NO. 36 of 47

Oct 02, 2014 - 10:06am  
 R:\PROJECTS\173237D - New Carrollton\DRAWINGS\Landover\WMATA-A001-A to A13-A - Arch-Plans-CTEM-TRST.dwg



CONTRACT NO.  
XXXXXX

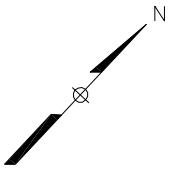
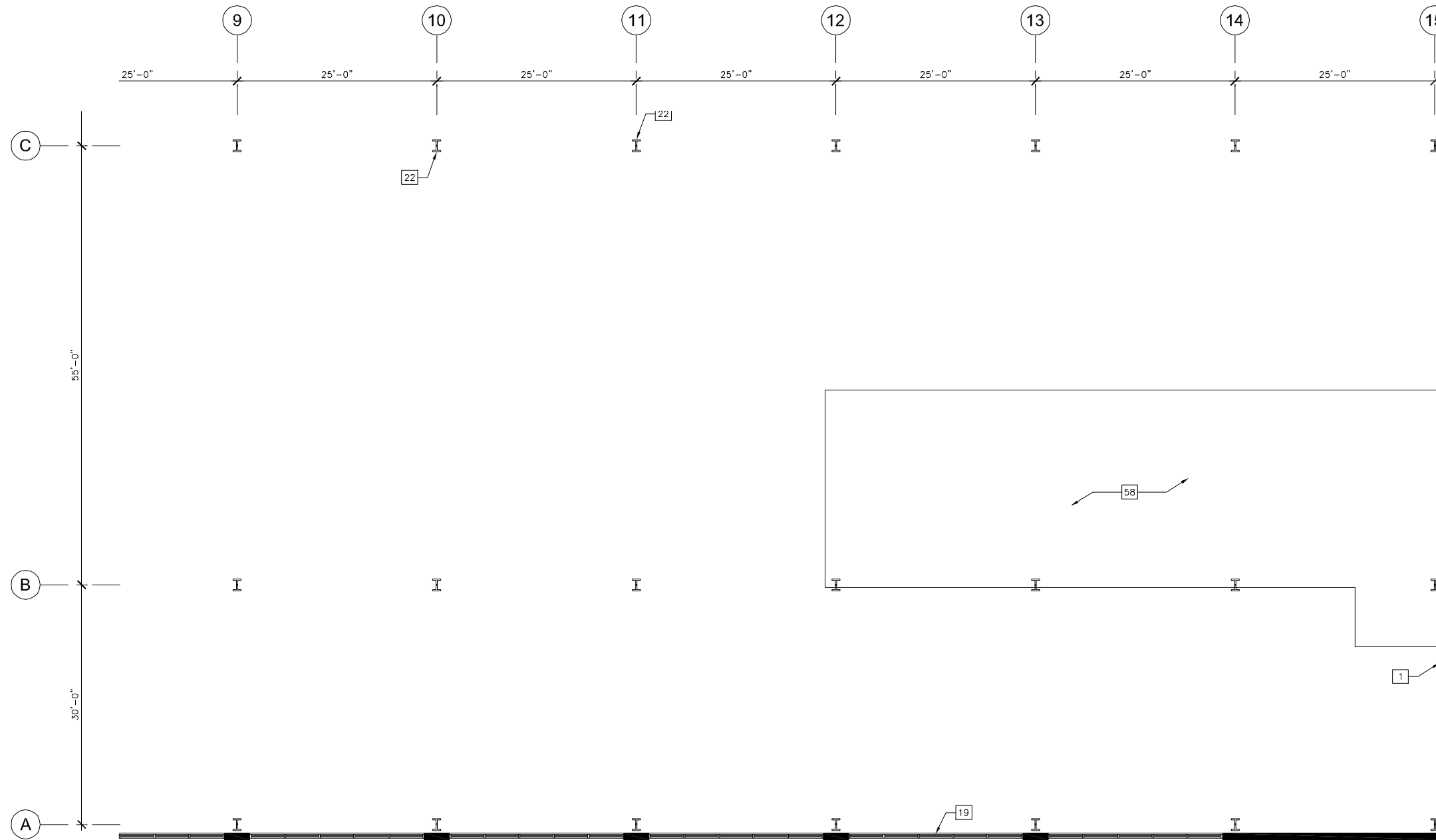
DESIGNED	ASI	8/29/14
		DATE
DRAWN	RR	8/29/14
		DATE
CHECKED	MNG	8/29/14
		DATE
APPROVED	ASI	8/29/14
		DATE

REFERENCE DRAWINGS		REVISIONS		
NUMBER	DESCRIPTION	DATE	BY	DESCRIPTION

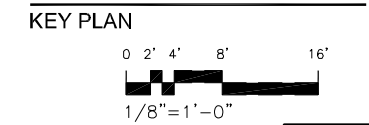
<b>WASHINGTON METROPOLITAN TRANSIT AUTHORITY</b> DEPARTMENT OF TRANSIT INFRASTRUCTURE AND ENGINEERING SERVICES OFFICE OF THE CHIEF ENGINEER, INFRASTRUCTURE				
SUBMITTED _____		APPROVED _____		
DATE		CHIEF ENGINEER DATE		

<b>NEW CARROLLTON YARD IMPROVEMENTS</b> Partial Mezzanine Plan Area 11 - CTEM/TRST Building	
SCALE 1/8" = 1'-0"	DRAWING NO. G-037
SHEET NO. 37 of 47	

Oct 02, 2014 - 10:07am  
 R:\PROJECTS\173237D - New Carrollton\DRAWINGS\London\WMATA-A001-A to A13-A - Arch-Plans-CTEM-TRST.dwg



AREA 7	AREA 8
AREA 9	AREA 10
AREA 11	AREA 12



CONTRACT NO.  
XXXXXX

DESIGNED	ASI	8/29/14
		DATE
DRAWN	RR	8/29/14
		DATE
CHECKED	MNG	8/29/14
		DATE
APPROVED	ASI	8/29/14
		DATE

REFERENCE DRAWINGS	
NUMBER	DESCRIPTION

REVISIONS		
DATE	BY	DESCRIPTION

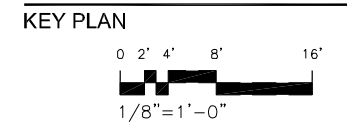
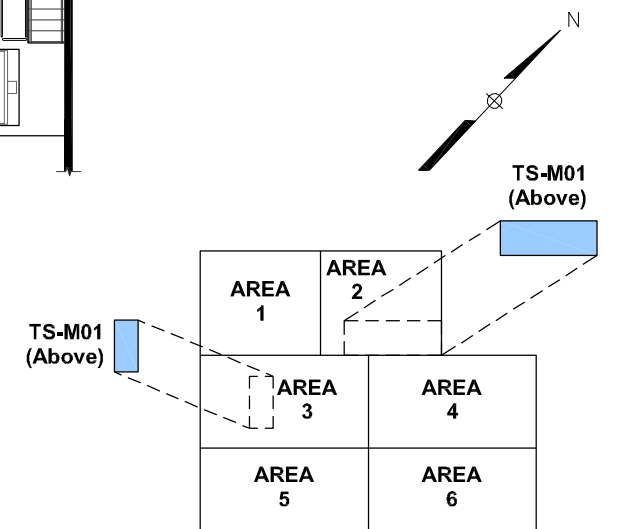
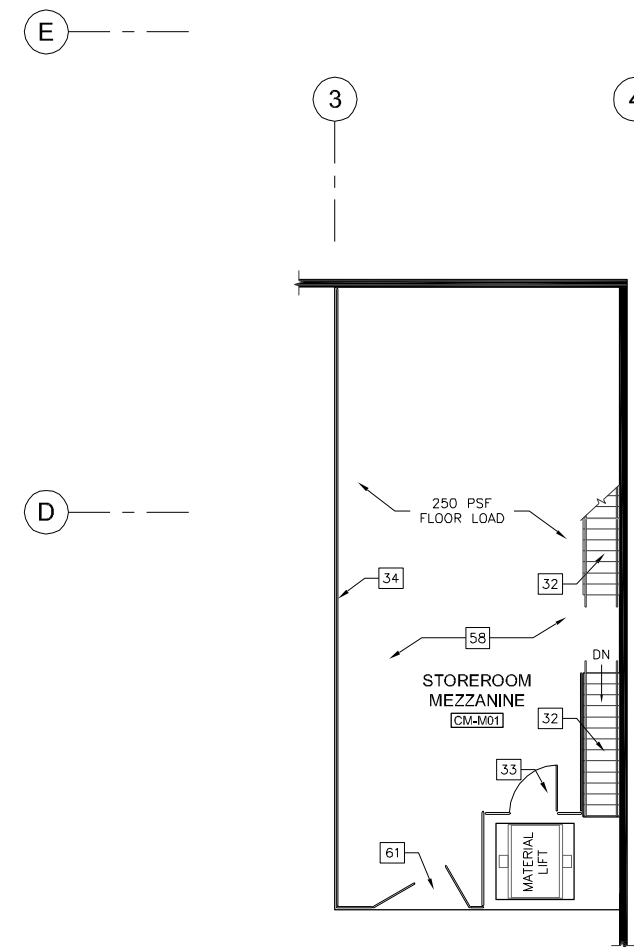
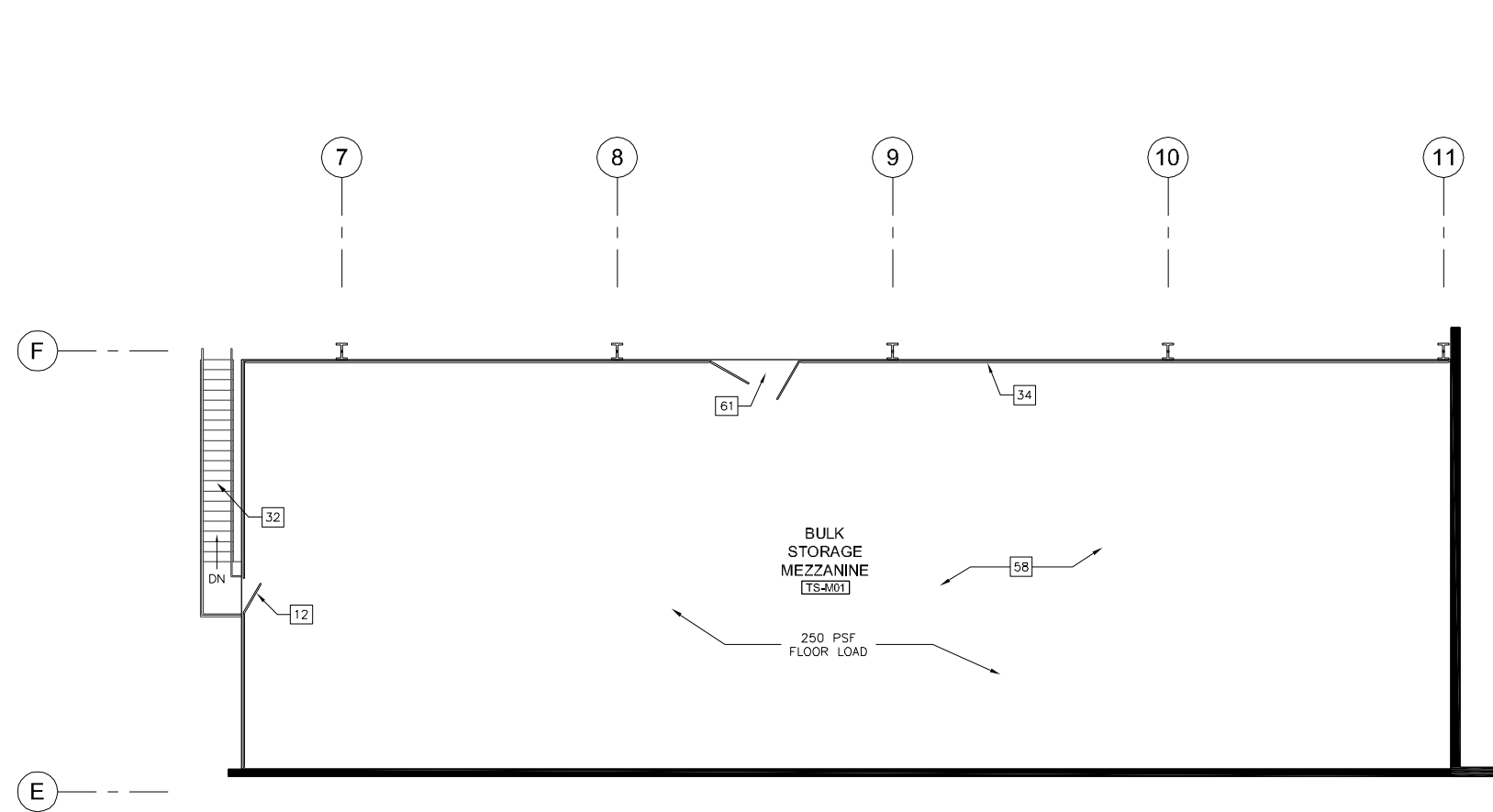
**WASHINGTON METROPOLITAN TRANSIT AUTHORITY**  
 DEPARTMENT OF TRANSIT INFRASTRUCTURE AND ENGINEERING SERVICES  
 OFFICE OF THE CHIEF ENGINEER, INFRASTRUCTURE

SUBMITTED \_\_\_\_\_ DATE \_\_\_\_\_ APPROVED \_\_\_\_\_ DATE \_\_\_\_\_  
 CHIEF ENGINEER

**NEW CARROLLTON YARD IMPROVEMENTS**  
 Partial Mezzanine Plan Area 12 -  
 CTEM/TRST Building

SCALE: 1/8" = 1'-0"  
 DRAWING NO. G-038  
 SHEET NO. 38 of 47

Oct 02, 2014 - 10:08am  
 R:\PROJECTS\173237D - New Carrollton\DRAWINGS\Landover\WMATA-A001-A to A13-A - Arch-Plans-CTEM-TRST.dwg



CONTRACT NO.  
XXXXXX

DESIGNED	ASI	8/29/14
		DATE
DRAWN	RR	8/29/14
		DATE
CHECKED	MNG	8/29/14
		DATE
APPROVED	ASI	8/29/14
		DATE

REFERENCE DRAWINGS		REVISIONS		
NUMBER	DESCRIPTION	DATE	BY	DESCRIPTION

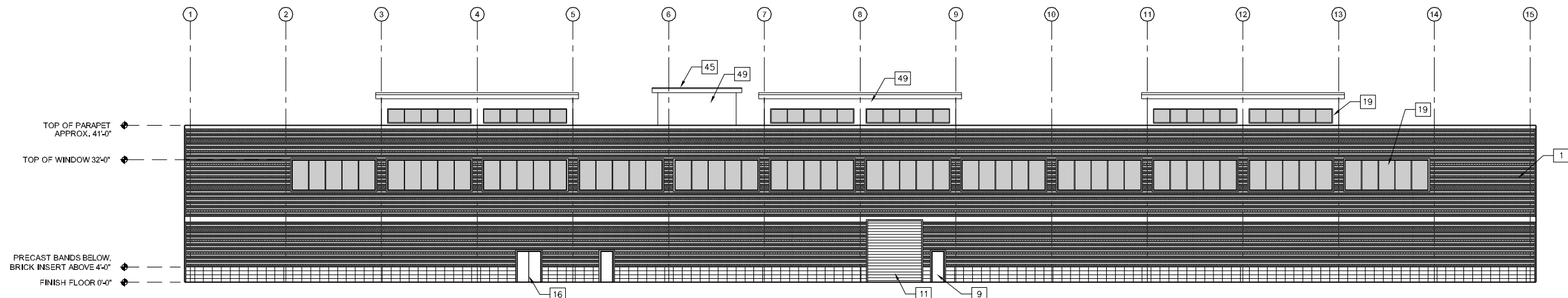
REFERENCE DRAWINGS		REVISIONS		
NUMBER	DESCRIPTION	DATE	BY	DESCRIPTION

**WASHINGTON METROPOLITAN TRANSIT AUTHORITY**  
 DEPARTMENT OF TRANSIT INFRASTRUCTURE AND ENGINEERING SERVICES  
 OFFICE OF THE CHIEF ENGINEER, INFRASTRUCTURE

SUBMITTED \_\_\_\_\_ DATE \_\_\_\_\_ APPROVED \_\_\_\_\_ DATE \_\_\_\_\_  
CHIEF ENGINEER

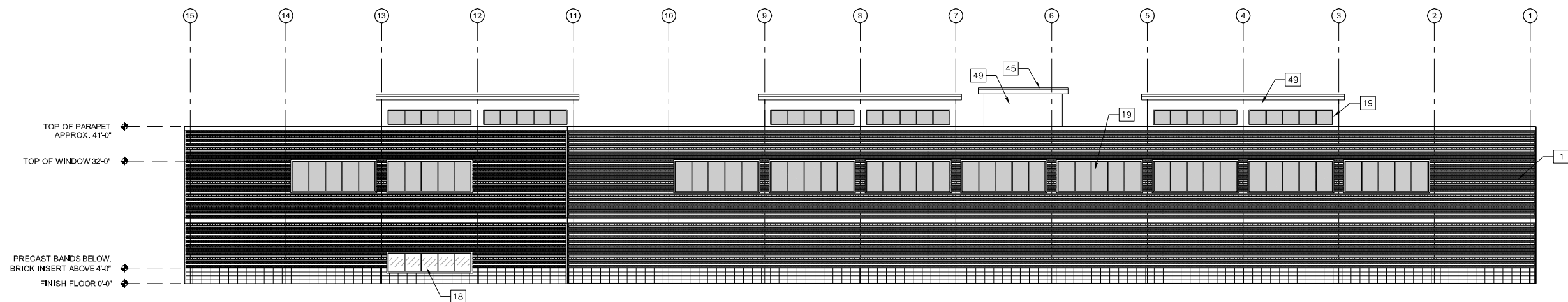
**NEW CARROLLTON YARD IMPROVEMENTS**  
 Storage Mezzanine Plans -  
 CTEM/TRST Building

SCALE: 1/8" = 1'-0"  
 DRAWING NO. G-039  
 SHEET NO. 39 of 47



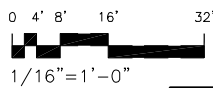
**SOUTH ELEVATION**

SCALE: 1/16" = 1'-0"



**NORTH ELEVATION**

SCALE: 1/16" = 1'-0"



CONTRACT NO.  
XXXXXX

DESIGNED	ASI	8/29/14
		DATE
DRAWN	RR	8/29/14
		DATE
CHECKED	MNG	8/29/14
		DATE
APPROVED	ASI	8/29/14
		DATE

REFERENCE DRAWINGS		REVISIONS	
NUMBER	DESCRIPTION	DATE	BY

REVISIONS	
DATE	DESCRIPTION

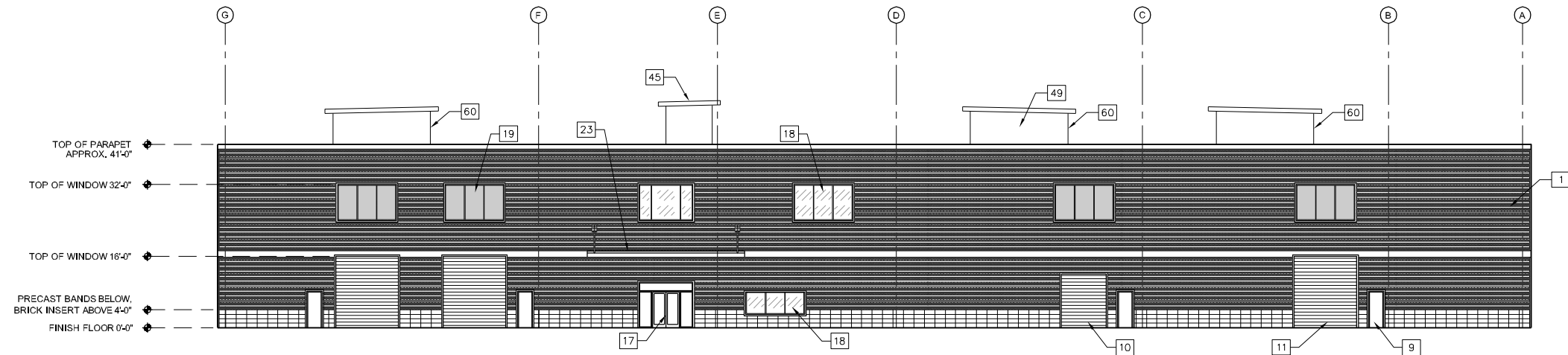
**WASHINGTON METROPOLITAN TRANSIT AUTHORITY**  
 DEPARTMENT OF TRANSIT INFRASTRUCTURE AND ENGINEERING SERVICES  
 OFFICE OF THE CHIEF ENGINEER, INFRASTRUCTURE

SUBMITTED \_\_\_\_\_ DATE \_\_\_\_\_ APPROVED \_\_\_\_\_ DATE \_\_\_\_\_  
 CHIEF ENGINEER

**NEW CARROLLTON YARD IMPROVEMENTS**  
**Building Elevations - 1 -**  
**CTEM/TRST Building**

SCALE: 1/16" = 1'-0"  
 DRAWING NO. G-040  
 SHEET NO. 40 of 47

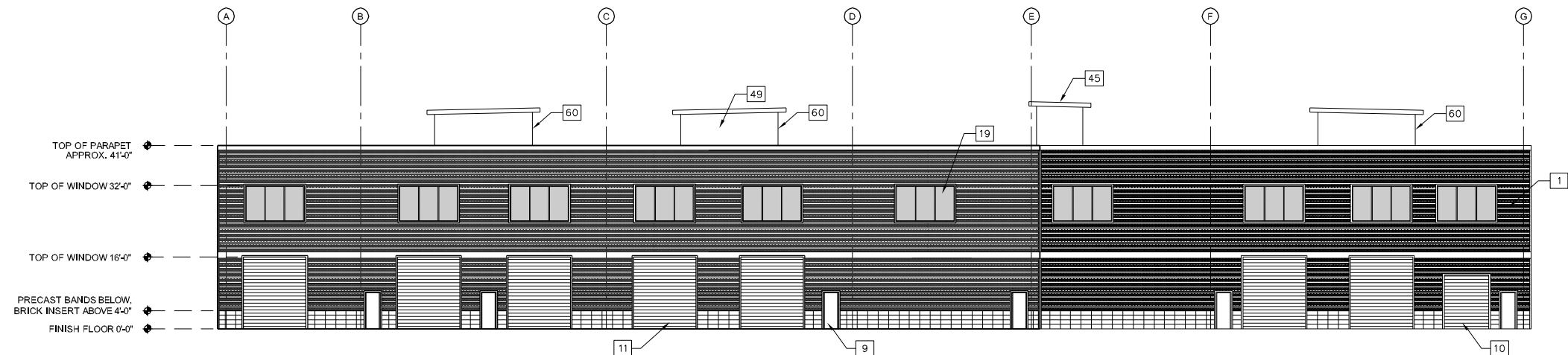
Oct 02, 2014 - 10:09am  
 R:\PROJECTS\173237D - New Carrollton\DRAWINGS\London\WATA-A003-A to A007-A - Arch\_Elev\_Roof-CTEM\_TRST.dwg



**WEST ELEVATION**

SCALE: 1/16" = 1'-0"

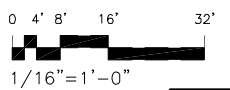
2



**EAST ELEVATION**

SCALE: 1/16" = 1'-0"

1



CONTRACT NO.  
XXXXXX

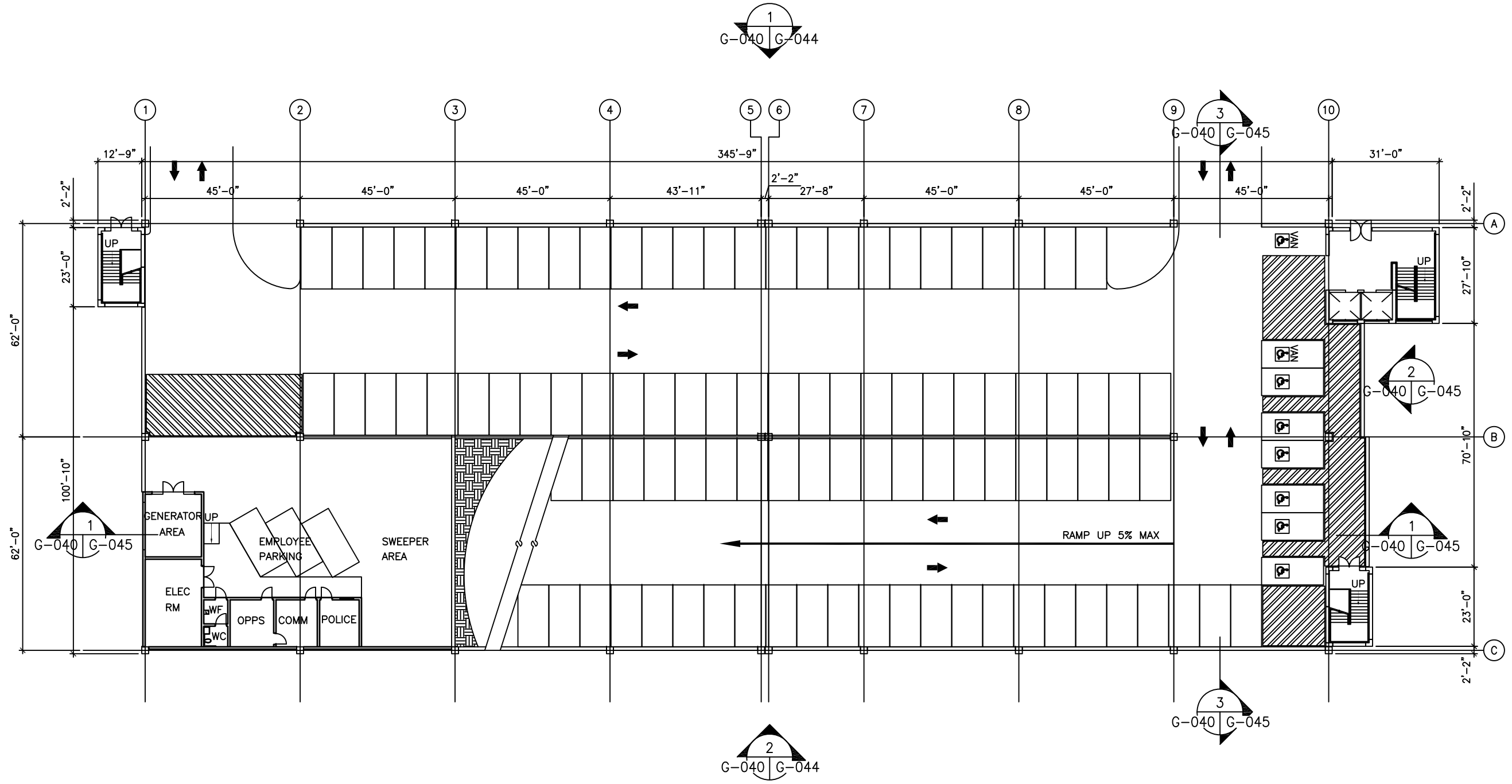
Oct 02, 2014 - 10:10am  
R:\PROJECTS\173237D - New Carrollton\DRAWINGS\Landover\WATA-A003-A to A007-A - Arch\_Elev\_Roof-CTEM\_TRST.dwg

DESIGNED	ASI	8/29/14
		DATE
DRAWN	RR	8/29/14
		DATE
CHECKED	MNG	8/29/14
		DATE
APPROVED	ASI	8/29/14
		DATE

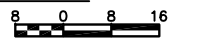
REFERENCE DRAWINGS		REVISIONS		
NUMBER	DESCRIPTION	DATE	BY	DESCRIPTION

<b>WASHINGTON METROPOLITAN TRANSIT AUTHORITY</b> DEPARTMENT OF TRANSIT INFRASTRUCTURE AND ENGINEERING SERVICES OFFICE OF THE CHIEF ENGINEER, INFRASTRUCTURE				
SUBMITTED _____		APPROVED _____		DATE _____
		CHIEF ENGINEER		DATE _____

<b>NEW CARROLLTON YARD IMPROVEMENTS</b> Building Elevations - 2 - CTEM/TRST Building		
SCALE 1/16" = 1'-0"	DRAWING NO. G-041	SHEET NO. 41 of 47



1 GRADE LEVEL PLAN  
 G-040/108 SPACES



Aug 25, 2014 - 8:21pm  
 C:\Users\SES\Desktop\WMATA\GENERAL PLANS-071414\LANDOVER FTA-082514.dwg

DESIGNED			REFERENCE DRAWINGS		REVISIONS		
NUMBER	DESCRIPTION	DATE	DATE	BY	DESCRIPTION	DATE	BY
1		05/13/14					
2		06/6/14					
3		07/11/14					
4							
5							
6							
7							
8							
9							
10							

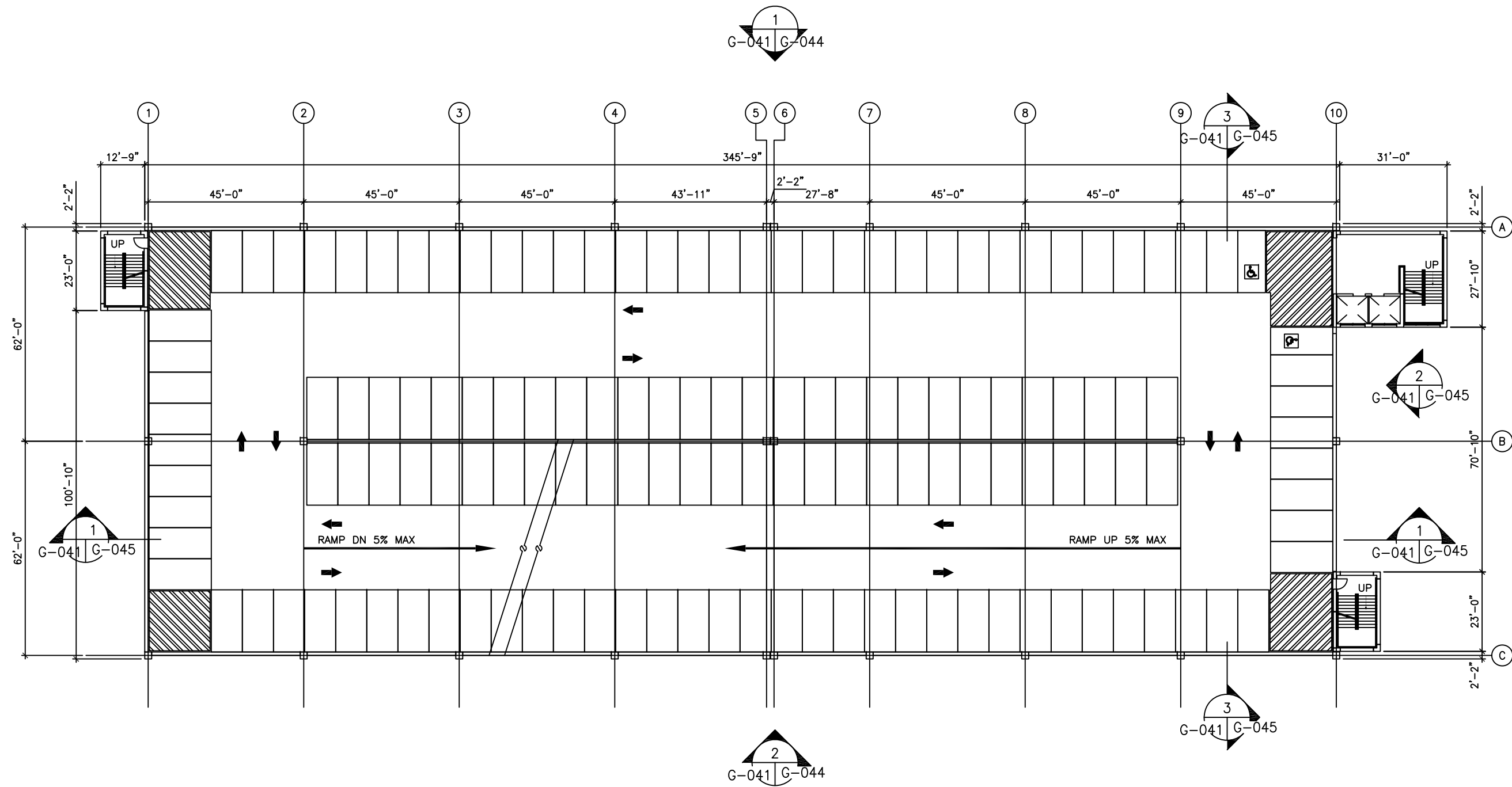
**WASHINGTON METROPOLITAN TRANSIT AUTHORITY**  
 DEPARTMENT OF TRANSIT INFRASTRUCTURE AND ENGINEERING SERVICES  
 OFFICE OF THE CHIEF ENGINEER, INFRASTRUCTURE

SUBMITTED \_\_\_\_\_ DATE \_\_\_\_\_ APPROVED \_\_\_\_\_ DATE \_\_\_\_\_  
 CHIEF ENGINEER

**NEW CARROLLTON YARD IMPROVEMENTS**  
**LANDOVER STATION - PARKING STRUCTURE**  
 GRADE LEVEL PLAN

SCALE: 1/16"=1'-0" DRAWING NO. G-042 SHEET NO. 42 of 47

CONTRACT NO.  
 XXXXXXXX



1 TYPICAL LEVEL PLAN  
 G-041 LEVELS 2 THROUGH 5  
 141 SPACES

CONTRACT NO.  
 XXXXXXXX

Aug 25, 2014 - 8:21pm  
 C:\Users\SES\Desktop\WMATA\GENERAL PLANS-071414\LANDOVER FTA-082514.dwg

DESIGNED			REFERENCE DRAWINGS		REVISIONS	
NUMBER	DESCRIPTION	DATE	DATE	BY	DESCRIPTION	
SES		05/13/14				
		DATE				
SES		06/6/14				
		DATE				
SES		07/11/14				
		DATE				
...						
		DATE				

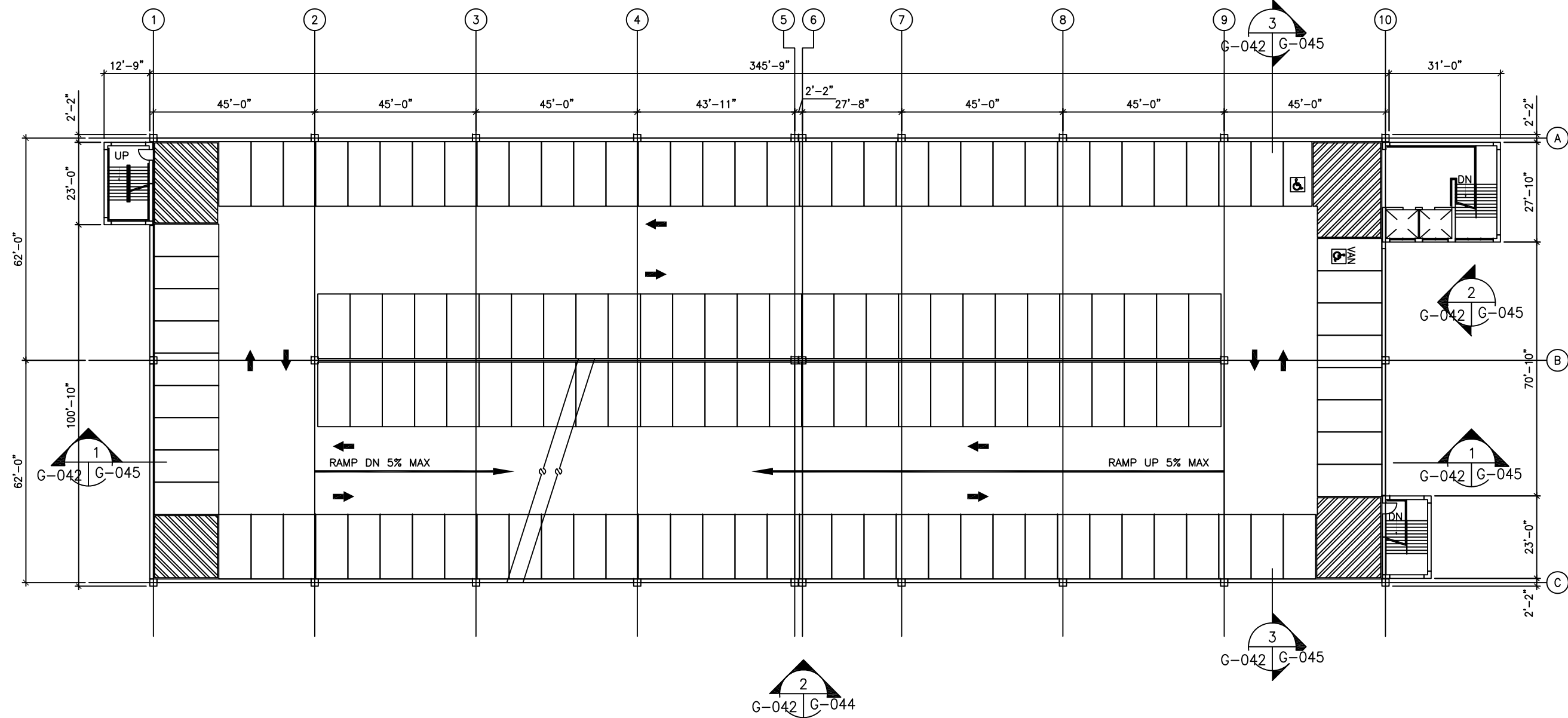
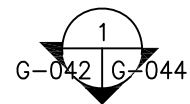
**WASHINGTON METROPOLITAN TRANSIT AUTHORITY**  
 DEPARTMENT OF TRANSIT INFRASTRUCTURE AND ENGINEERING SERVICES  
 OFFICE OF THE CHIEF ENGINEER, INFRASTRUCTURE

SUBMITTED \_\_\_\_\_ DATE \_\_\_\_\_  
 APPROVED \_\_\_\_\_ DATE \_\_\_\_\_  
 CHIEF ENGINEER

**NEW CARROLLTON YARD IMPROVEMENTS**  
**LANDOVER STATION - PARKING STRUCTURE**  
 TYPICAL LEVEL PLAN - LEVELS 2 THROUGH 5

SCALE: 1/16"=1'-0"  
 DRAWING NO. G-043  
 SHEET NO. 43 of 47





1 TYPICAL LEVEL PLAN  
 G-042 LEVEL 6  
 141 SPACES



CONTRACT NO.  
 XXXXXXXX

Aug 25, 2014 - 8:21pm  
 C:\Users\SES\Desktop\WMATA\GENERAL PLANS-071414\LANDOVER FTA-082514.dwg

DESIGNED	SES	05/13/14
		DATE
DRAWN	SES	06/6/14
		DATE
CHECKED	SES	07/11/14
		DATE
APPROVED	...	
		DATE

REFERENCE DRAWINGS	
NUMBER	DESCRIPTION

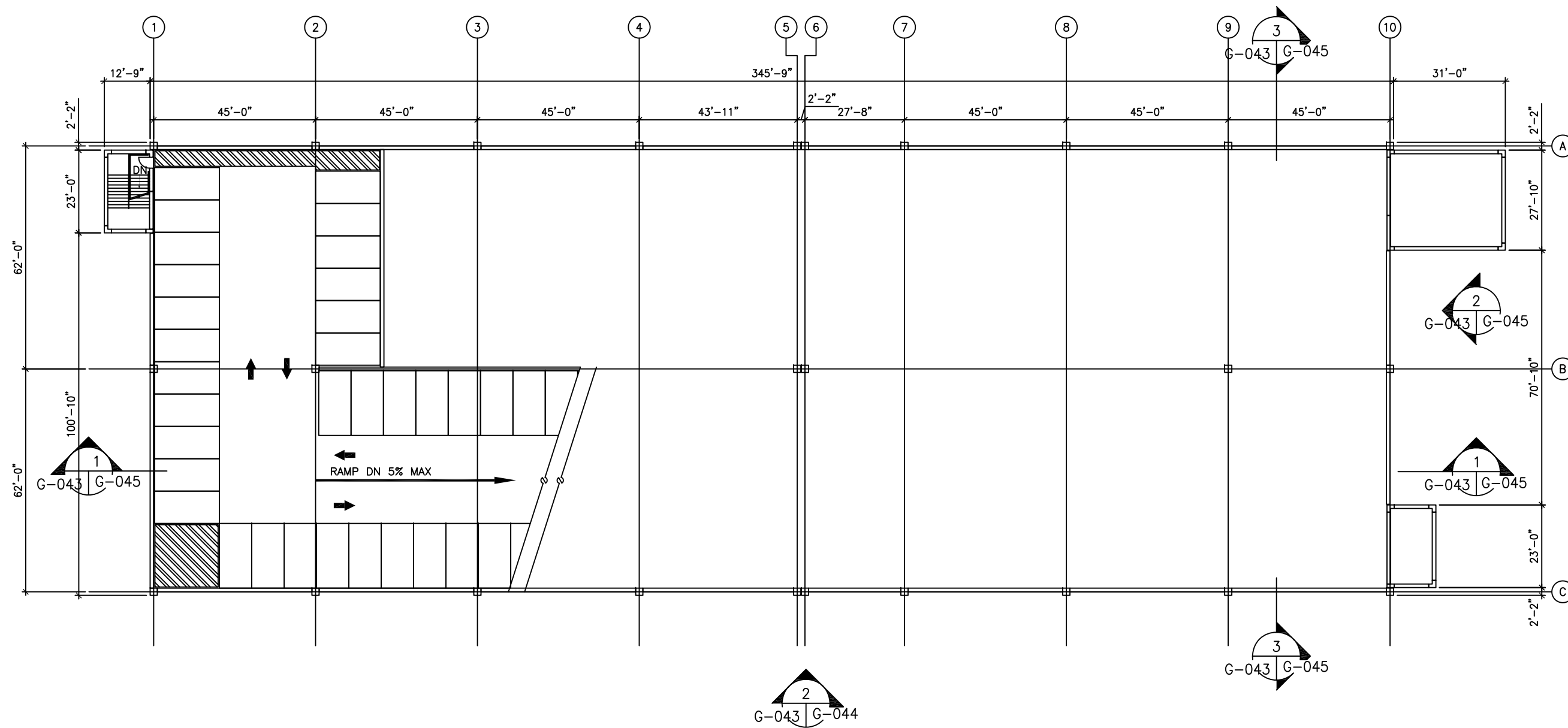
REVISIONS			
NUMBER	DATE	BY	DESCRIPTION

**WASHINGTON METROPOLITAN TRANSIT AUTHORITY**  
 DEPARTMENT OF TRANSIT INFRASTRUCTURE AND ENGINEERING SERVICES  
 OFFICE OF THE CHIEF ENGINEER, INFRASTRUCTURE

SUBMITTED \_\_\_\_\_ DATE \_\_\_\_\_  
 APPROVED \_\_\_\_\_ DATE \_\_\_\_\_  
CHIEF ENGINEER

**NEW CARROLLTON YARD IMPROVEMENTS**  
**LANDOVER STATION - PARKING STRUCTURE**  
 TYPICAL LEVEL PLAN - LEVEL 6

SCALE 1/16"=1'-0"      DRAWING NO. G-044      SHEET NO. 44 of 47



1 ROOF LEVEL PLAN  
G-043 35 SPACES

CONTRACT NO.  
XXXXXXX

Aug 25, 2014 - 8:22pm  
C:\Users\SES\Desktop\WMATA\GENERAL PLANS-071414\LANDOVER FTA-082514.dwg

DESIGNED			REFERENCE DRAWINGS		REVISIONS		
NUMBER	DESCRIPTION	DATE	NUMBER	DESCRIPTION	DATE	BY	DESCRIPTION
SES		05/13/14					
		DATE					
SES		08/6/14					
		DATE					
SES		07/11/14					
		DATE					
...							
		DATE					

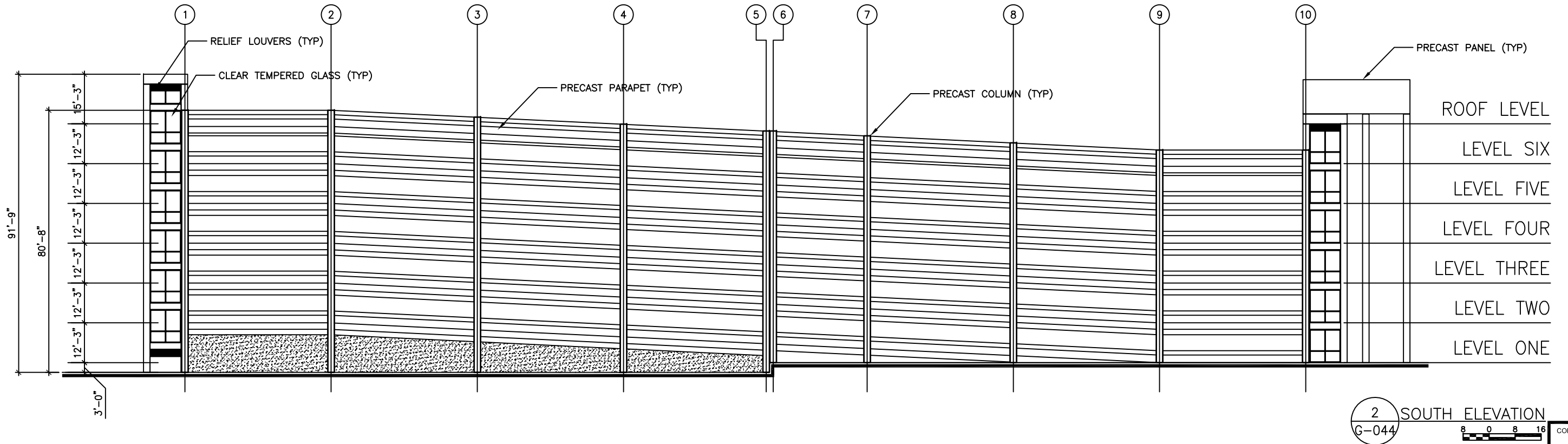
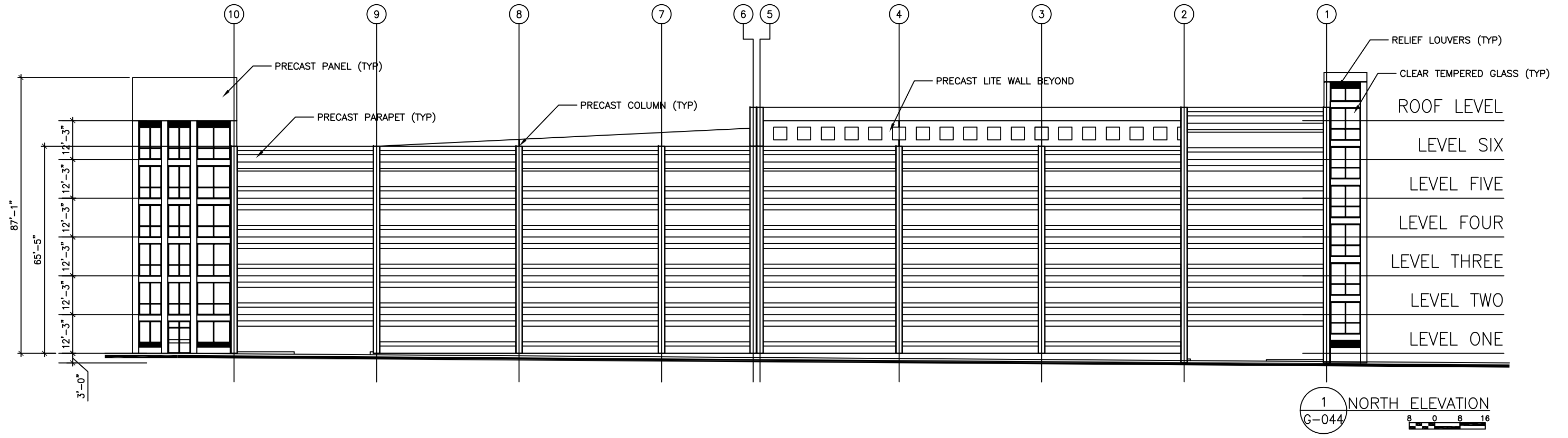
**WASHINGTON METROPOLITAN TRANSIT AUTHORITY**  
 DEPARTMENT OF TRANSIT INFRASTRUCTURE AND ENGINEERING SERVICES  
 OFFICE OF THE CHIEF ENGINEER, INFRASTRUCTURE

SUBMITTED \_\_\_\_\_ DATE \_\_\_\_\_ APPROVED \_\_\_\_\_ DATE \_\_\_\_\_  
 CHIEF ENGINEER

**NEW CARROLLTON YARD IMPROVEMENTS  
 LANDOVER STATION - PARKING STRUCTURE**

**ROOF LEVEL PLAN**

SCALE: 1/16"=1'-0" DRAWING NO. G-045 SHEET NO. 45 of 47



Aug 25, 2014 8:22pm  
 C:\Users\SES\Desktop\WMATA\GENERAL PLANS-071414\LANDOVER FTA-082514.dwg

DESIGNED	SES	05/13/14
		DATE
DRAWN	SES	06/6/14
		DATE
CHECKED	SES	07/11/14
		DATE
APPROVED	...	DATE

REFERENCE DRAWINGS	
NUMBER	DESCRIPTION

REVISIONS			
NUMBER	DATE	BY	DESCRIPTION

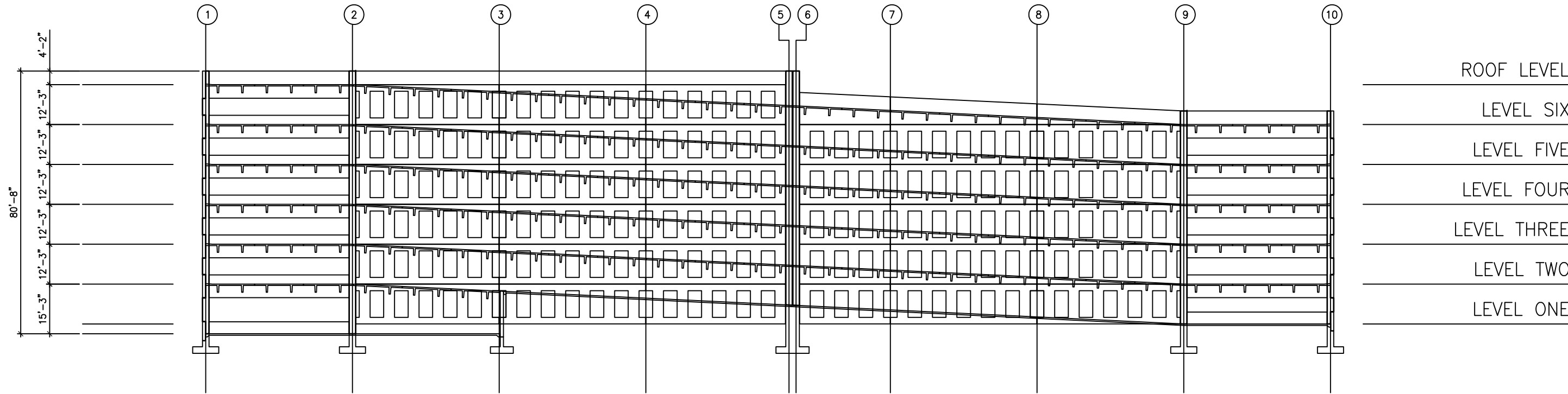
**WASHINGTON METROPOLITAN TRANSIT AUTHORITY**  
 DEPARTMENT OF TRANSIT INFRASTRUCTURE AND ENGINEERING SERVICES  
 OFFICE OF THE CHIEF ENGINEER, INFRASTRUCTURE

SUBMITTED \_\_\_\_\_ DATE \_\_\_\_\_  
 APPROVED \_\_\_\_\_ DATE \_\_\_\_\_  
 CHIEF ENGINEER

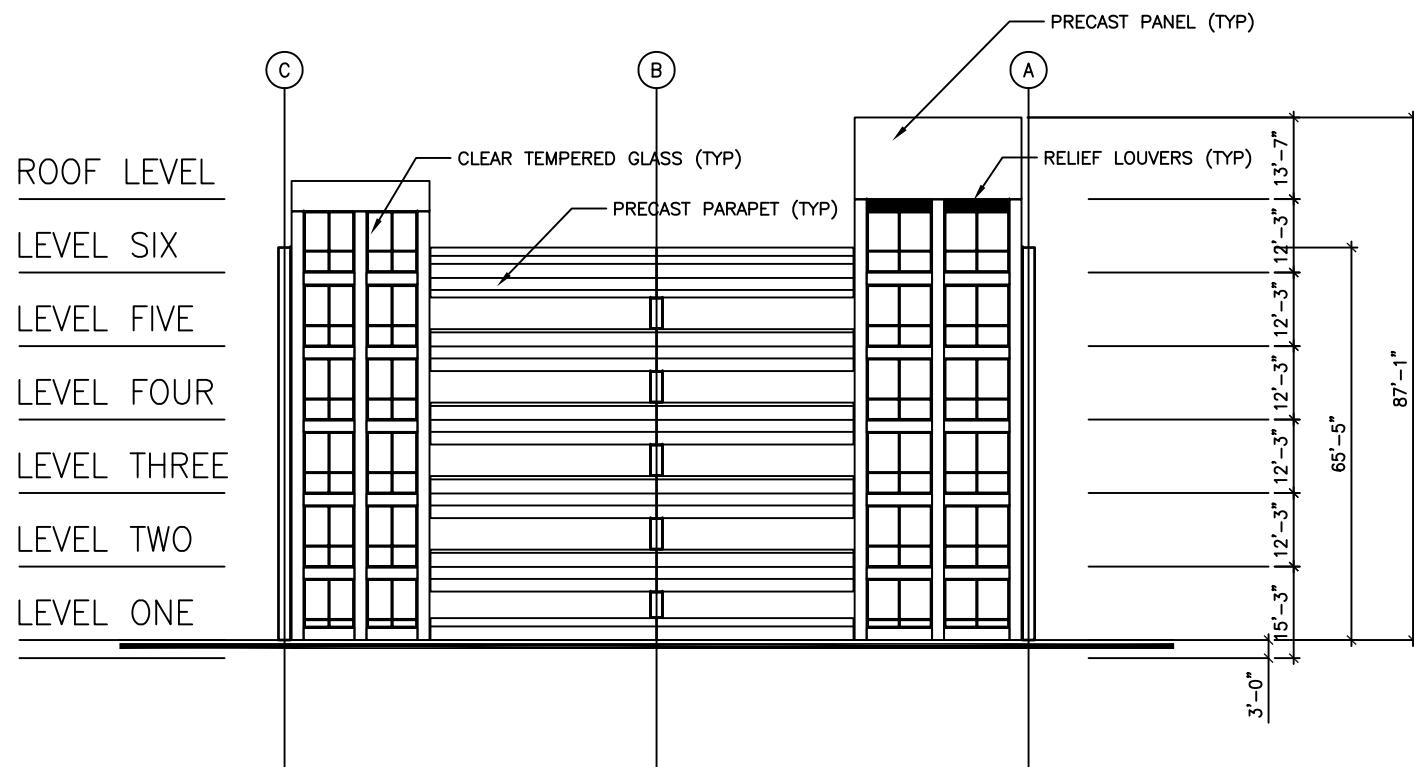

**NEW CARROLLTON YARD IMPROVEMENTS**  
**LANDOVER STATION - PARKING STRUCTURE**  
**BUILDING ELEVATIONS**

SCALE: 1/16"=1'-0"  
 DRAWING NO. G-046  
 SHEET NO. 46 of 47

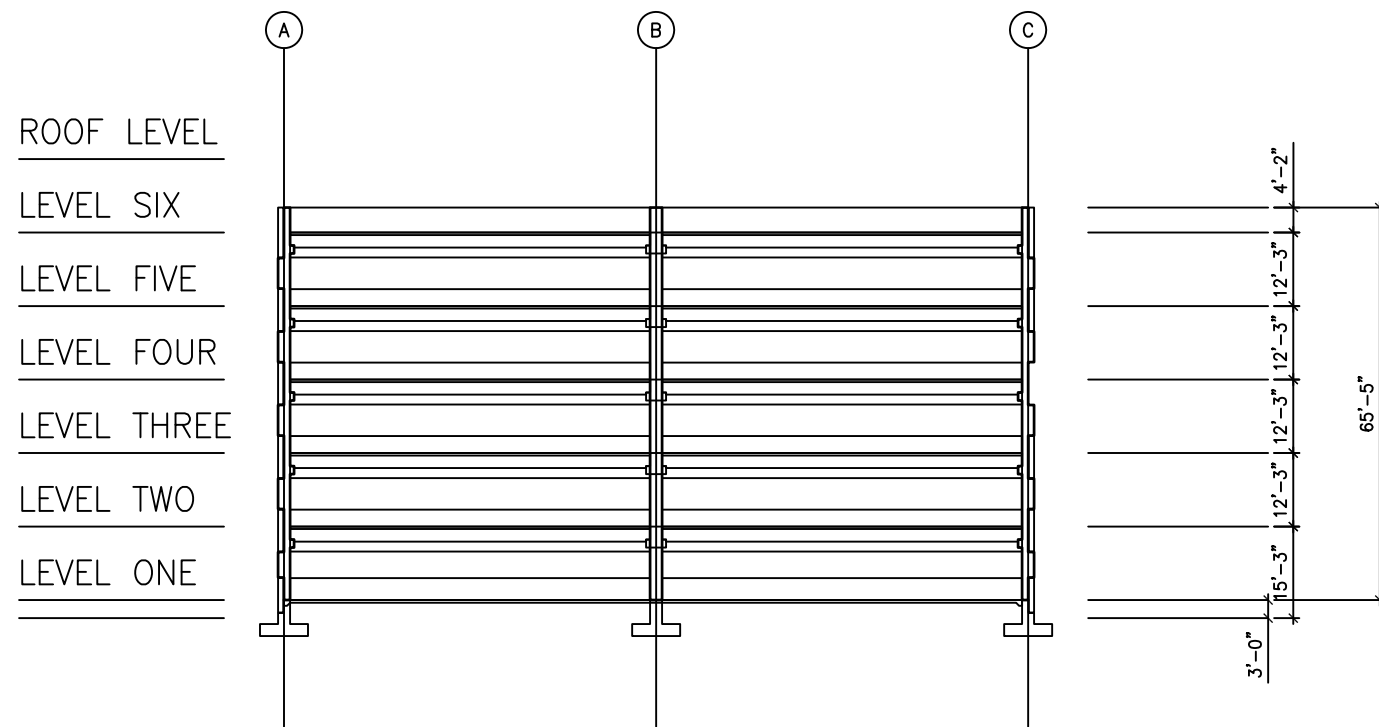
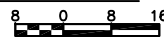
CONTRACT NO. XXXXXXXX



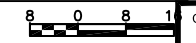
1 BUILDING SECTION  
G-045



3 EAST ELEVATION  
G-045



2 BUILDING SECTION  
G-045



CONTRACT NO.  
XXXXXXX

Aug 25, 2014 - 8:22pm C:\Users\SES\Desktop\WMATA\GENERAL PLANS-071414\LANDOVER FTA-082514.dwg

DESIGNED	SES	05/13/14
		DATE
DRAWN	SES	06/6/14
		DATE
CHECKED	SES	07/11/14
		DATE
APPROVED	...	DATE

REFERENCE DRAWINGS		REVISIONS	
NUMBER	DESCRIPTION	DATE	BY

REVISIONS	
DATE	DESCRIPTION

**WASHINGTON METROPOLITAN TRANSIT AUTHORITY**  
 DEPARTMENT OF TRANSIT INFRASTRUCTURE AND ENGINEERING SERVICES  
 OFFICE OF THE CHIEF ENGINEER, INFRASTRUCTURE

SUBMITTED \_\_\_\_\_ DATE \_\_\_\_\_ APPROVED \_\_\_\_\_ DATE \_\_\_\_\_  
 CHIEF ENGINEER

**NEW CARROLLTON YARD IMPROVEMENTS**  
**LANDOVER STATION - PARKING STRUCTURE**  
 BUILDING SECTIONS

SCALE: 1/16"=1'-0" DRAWING NO. G-047 SHEET NO. 47 of 47