

Metro Ridership Snapshot

October 2019



Washington Metropolitan Area Transit Authority

Table of Contents



Rail Ridership



Bus Ridership



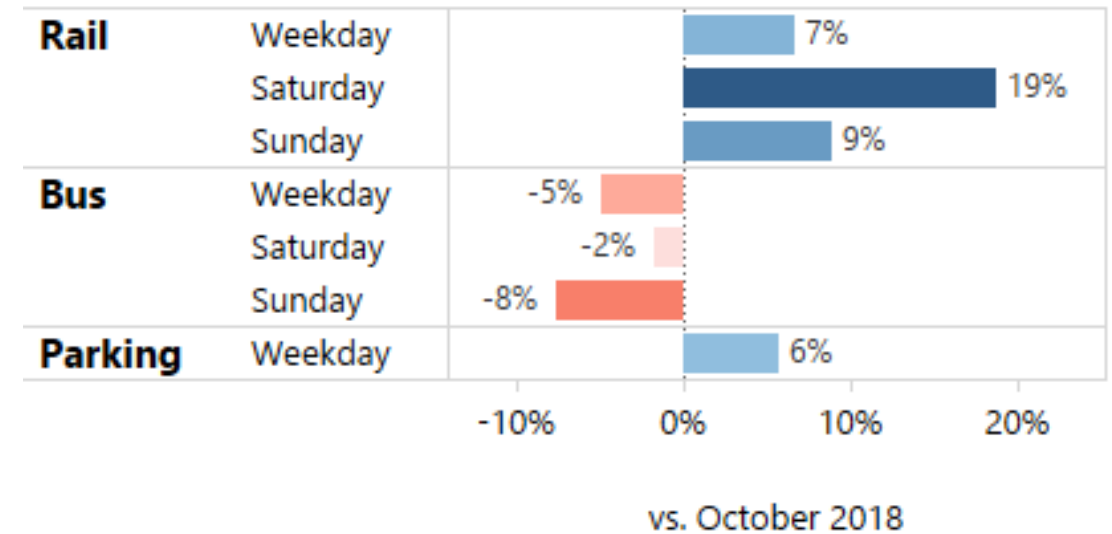
Parking Utilization



Overall Ridership in October

- **October data describes real trends - data unaffected by major capital projects**
- **Rail ridership up across the board**
 - Up 7% on weekdays at nearly all stations and hours of the day
 - Some residual losses persisting on Blue/Yellow line stations south of Airport
- **Parking up 6%**
 - 12% growth in Prince George's County
- **Bus ridership continues downward trend**
- **Notes:**
 - Ridership losses in Virginia as several routes did not operate in final week of the month due to a work stoppage
 - Columbus Day changed weeks this year

October 2019 Change in Ridership



October 2019 Averages	Weekday	Saturday	Sunday
Rail	683,100	294,300	215,700
Bus	365,600	187,500	126,000
Parking	44,900		



Metrorail Ridership

Weekdays:

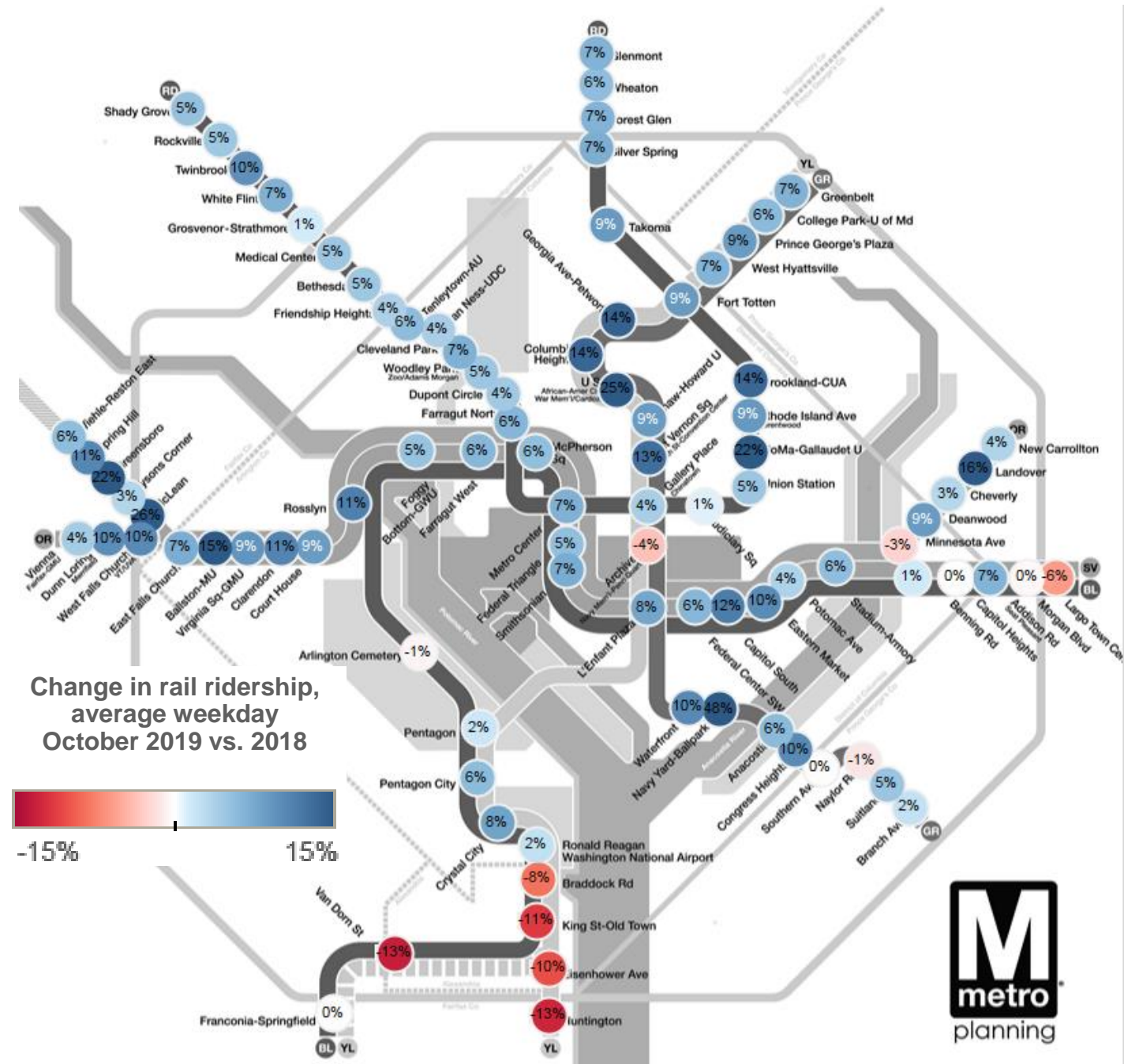
- Most stations up 5-20%
- At all times of day, particularly off-peak
- Top gains: Navy Yard, Greensboro, McLean, U Street, NoMa, Landover, Ballston
- Some losses persisting at stations south of National Airport from summer closure

Weekends up 9-19%

- Across all weekends in the month, Saturdays and Sundays

Notes:

- Gains at Navy Yard helped by postseason baseball games
- Possible impacts from feeder bus lines at Pentagon and others from bus work stoppage in Virginia

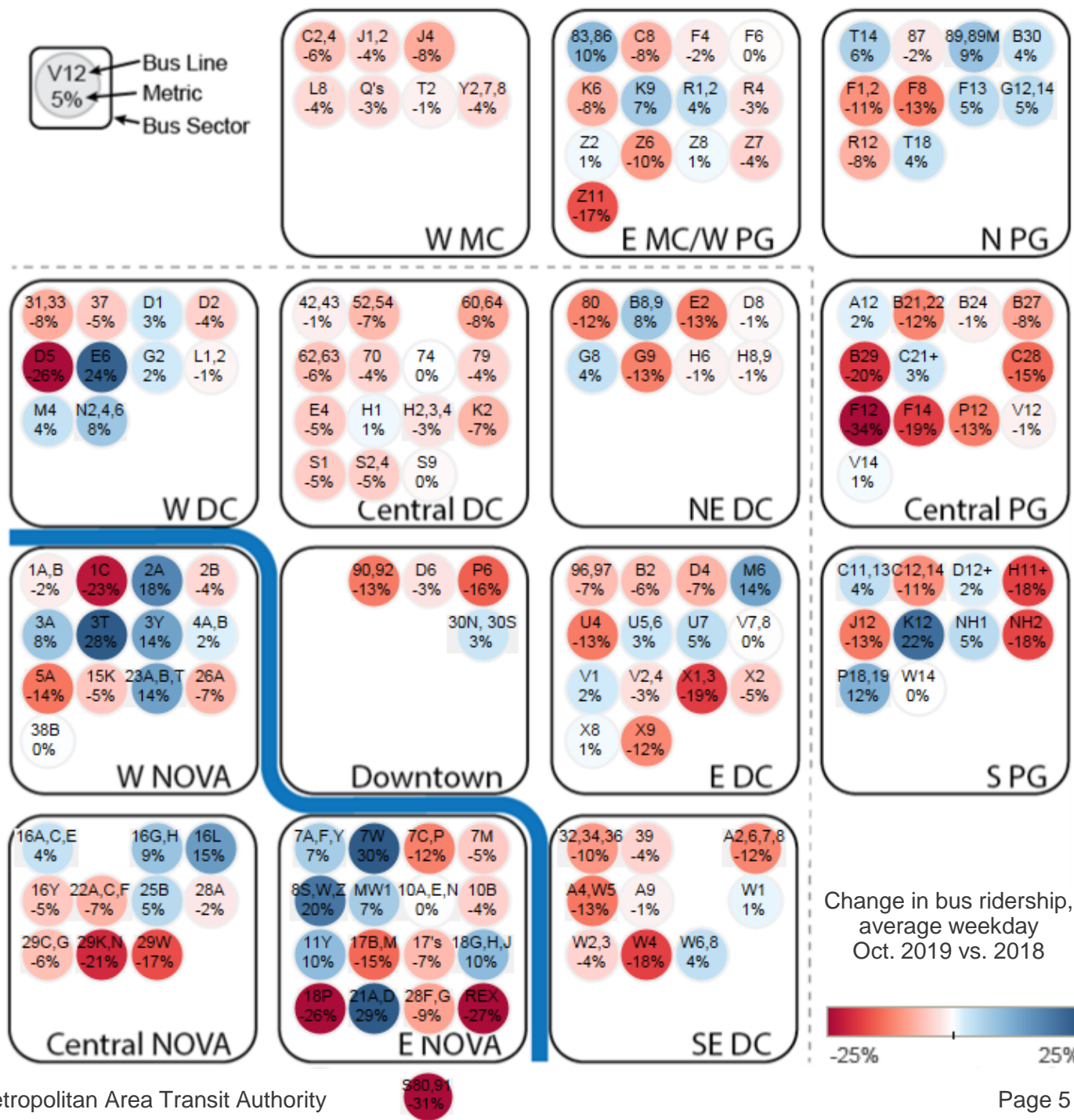
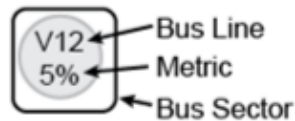


Metrobus Ridership

- Overall bus ridership down 5% on weekdays

Notes:

- Residual impacts of the six-station closure during first week increase some routes (11Y, e.g.), and decrease others (S80,91, e.g.)
- Several routes in Virginia ceased operations due to work stoppage, last nine days of the month: 17B,G,H,K,L,M; 18G,H,J,P; 29C,G,K,N,W; REX, S80,91



Change in bus ridership, average weekday Oct. 2019 vs. 2018



Metro Parking Utilization

- Overall utilization 76%

- 44,200 paid transactions per weekday
- Up from 71% last September

- Parking usage up 6-7% on weekdays compared to October 2018

- Usage in Prince George's County up 12%, led by stations on the Green Line (West Hyattsville, Suitland, Southern Ave, Branch Ave).
- West Falls Church and Landover gaining after price decrease (up 16% and 18%, respectively)

- Notes:

- Construction and training activity reduced capacity at Largo, Vienna, White Flint, College Park south, and Landover

