

WASHINGTON METROPOLITAN AREA TRANSIT AUTHORITY

Capital Improvement Program Progress Report

Fiscal Year 2022 Quarter 4



Published
September 7, 2022



OVERVIEW

Metro's Capital Improvement Program

Metro's FY2022-FY2027 Capital Improvement Program (CIP) totals \$12.3 billion with funding from the federal government, state and local contributions, and other sources. Metro's FY2022 capital budget, as approved by the Board of Directors on April 22, 2021, is \$2.6 billion.

The six-year CIP is focused on safety, state of good repair, and system preservation requirements identified in the Capital Needs Forecast (CNF). The plan also includes targeted investments to drive operating efficiency and improvements that will support service reliability, sustainability, and the customer experience.

Metro's capital program is grouped into six major Investment Categories: Railcar and Railcar Facilities; Rail Systems; Track and Structures Rehabilitation; Stations and Passenger Facilities; Bus, Bus Facilities, and Paratransit; and Business and Operations Support.

Reporting Requirements

The Capital Funding Agreement (CFA) and each of the Dedicated Funding (DF) agreements require Metro to report quarterly on progress in use of funding for capital investments. This Capital Improvement Progress report provides information consistent with the requirements of those agreements.

This report includes a narrative summary of capital investment highlights through the most recent quarter and financial tables detailing capital expenditures, jurisdictional contributions, fund sources aligned to capital projects, changes to the current year capital budget, capital procurement awards and modifications, and the status of projects and programs. As this is an interim progress report, all figures are preliminary and subject to change.

Capital Funding Agreement

The CFA between WMATA, the District of Columbia, the State of Maryland, Arlington County, Virginia, Fairfax County, Virginia, Loudoun County, Virginia and the Cities of Alexandria, Falls Church, and Fairfax, Virginia establishes the terms and conditions for the receipt, use, and reporting of jurisdictional capital contributions made to support the WMATA Capital Program. A new six-year CFA was negotiated and approved by the WMATA Board of Directors on April 22, 2021 for FY2022 to FY2027.

Dedicated Funding Agreements

In 2018, the Commonwealth of Virginia, the State of Maryland, and the District of Columbia approved a combined \$500 million in new annual dedicated capital funding for the Washington Metropolitan Area Transit Authority (Metro) to restore its assets to a state of good repair and improve the safety and reliability of the Metro system. Metro has negotiated and signed individual DF agreements with Virginia (May 1, 2019), Maryland (September 26, 2019), and the District of Columbia (October 22, 2020).

TABLE OF CONTENTS

Section	Page
Capital Improvement Program	4
Railcar and Railcar Facilities	5
Rail Systems	7
Track and Structures Rehabilitation	9
Stations and Passenger Facilities	13
Bus, Bus Facilities and Paratransit	16
Business and Operations Support	18
Sustainability Update	19
Real Estate Update	21
Federal Awards Update	22
Table 1: Capital Program Financials by Investment Category	25
Table 2: Capital Program Financials and Adjustments by Project	26
Table 3: Source of Funds (Budgeted vs. YTD Actual)	
Table 4: Capital Program Cash Expenditures by Fund Source	
Table 5: Receipt and Utilization of Jurisdictional Contributions	
Table 6: Capital Budget Adjustments	
Table 7: Capital Procurement Actions	
Appendix 1: Capital Program Project Pages	*

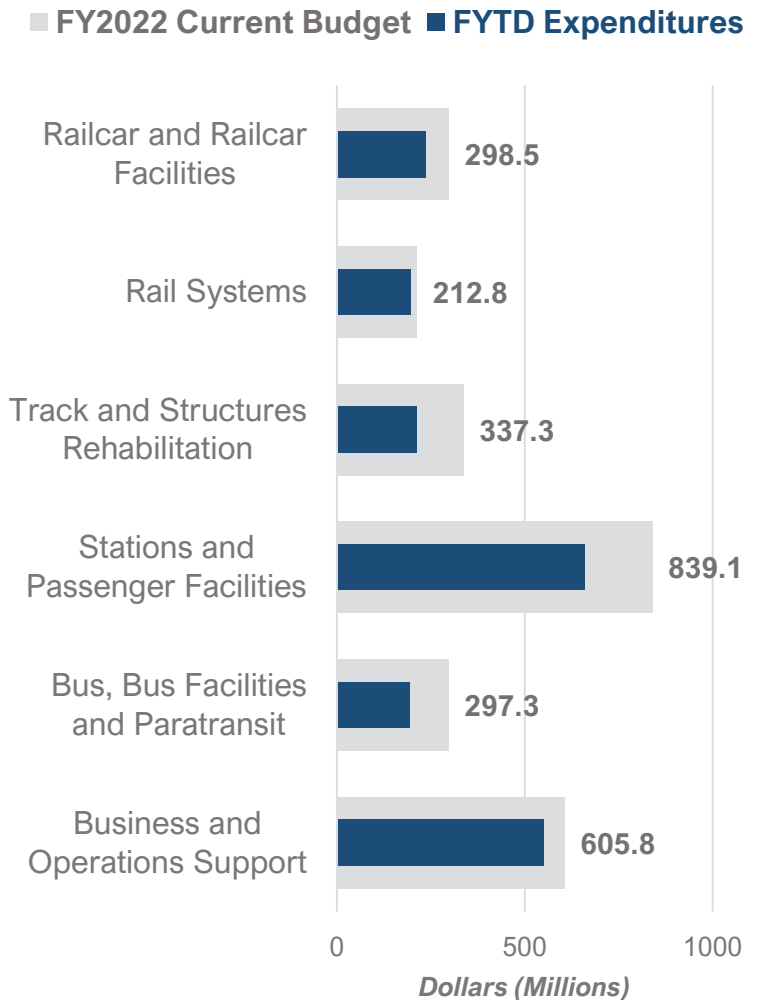

CAPITAL IMPROVEMENT PROGRAM

Metro invested \$2.05 billion in the Capital Improvement Program in FY2022.

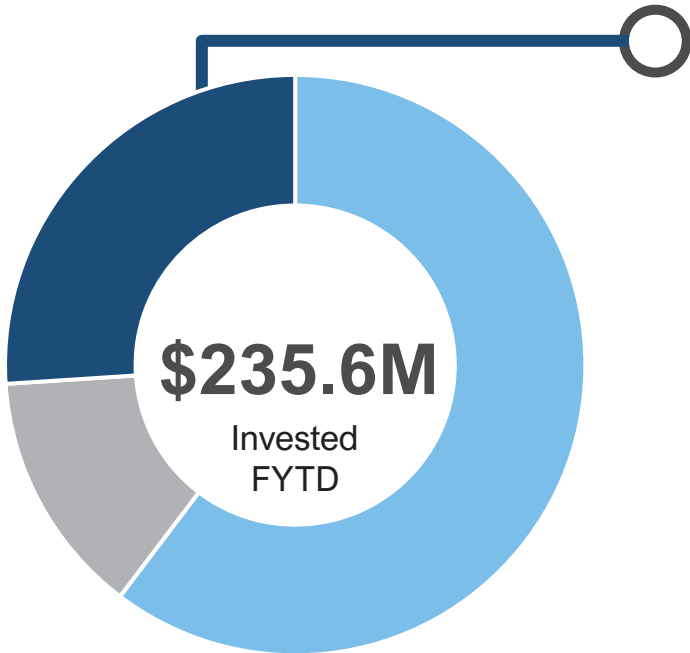
Metro’s FY2022 capital investment marks the largest since the construction of the Metrorail system, surpassing the previous highwater mark established in FY2021. The capital program focused on advancing construction and rehabilitation projects that ensure improve state of good repair, reliability, and customer experience and which are driven by the core value of safety. Current project delivery challenges include supply chain interruptions, inflation and market escalations.

Through the continuous management of the capital budget and funding sources, Metro decided to forgo the issuance of the planned tranche of dedicated funding backed debt. It is anticipated that the next issuance will occur in FY2023. Overall, the total FY2022 expenditures were less than the approved capital budget due to several schedule adjustments that shifted costs into FY2023 and several project cost reductions. The revised issuance date aligns funding to anticipated expenses and reduces time between issuance and expenditure.

Figures presented in this report are preliminary and unaudited.



RAILCAR AND RAILCAR FACILITIES



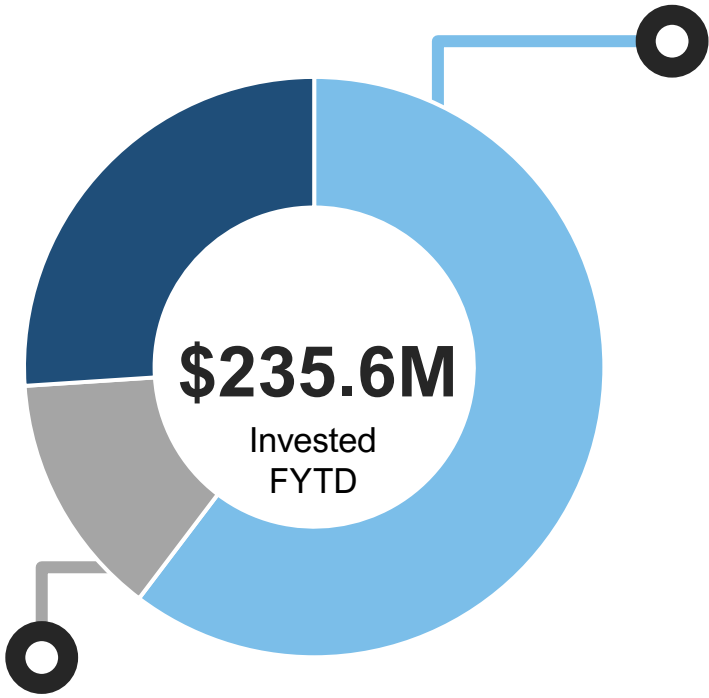
Acquisition – \$61.3M

Conceptual design work is continuing for the 8000-series railcars (exterior rendering pictured below). The awarded contract is for 256 railcars, with options to build up to 800. The new railcars are being designed to improve customers' on-board experience with features like digital screens and real-time information, as well as electrical outlets. In addition, the railcars are being designed to have better ventilation, be more energy-efficient, have enhanced security features, and be safer and more reliable. The 8000-series railcars will replace the aging 2000- and 3000- series railcars, which have been in service since the 1980s.

The investigation of the 7000-Series wheelsets continues following the derailment of a train in October 2021 and the subsequent suspension of the fleet. Work has resumed on various outstanding 7000-Series modifications for Automatic Train Control software upgrades, railcar door wiring, cybersecurity enhancements, reduction of power consumption, and troubleshooting training for railcar maintenance. Metro has installed eight railcar training simulators, with the remaining 12 anticipated to occur throughout FY2023.



RAILCAR AND RAILCAR FACILITIES (CONTINUED)



Maintenance Facilities – \$32.2M

Metro is completing the design work for the replacement of train wash systems at seven locations, with a construction award anticipated to occur in FY2023.

Pre-construction work for the Railcar Heavy Repair and Overhaul Facility (HRO) has been extended to accommodate several design changes. The HRO facility will consolidate railcar maintenance functions into one facility and is being designed to meet LEED (Leadership in Energy and Environmental Design) standards. Current activities taking place at Brentwood and Greenbelt will benefit from additional yard storage space and continue as normal Service & Inspection shops supporting railcar fleet safety and state of good repair.

Maintenance & Overhaul – \$142.1M

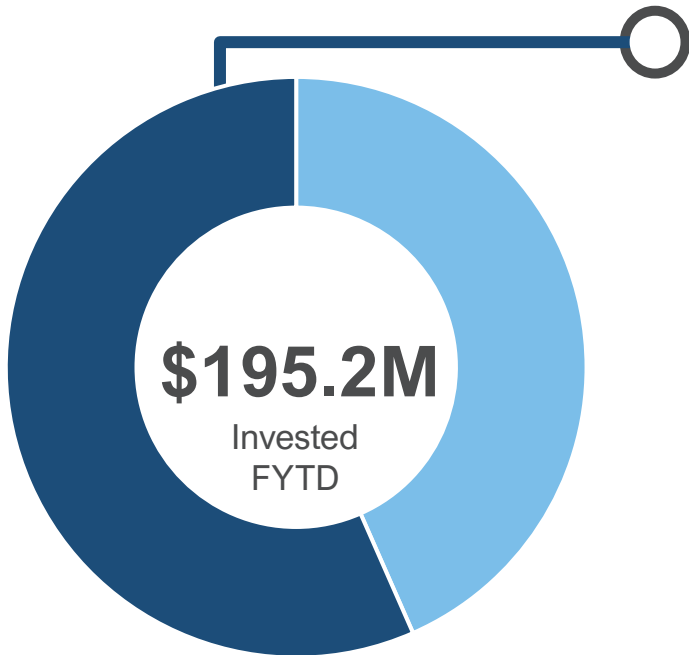
The Rail Vehicle Scheduled Maintenance Program (SMP) maintains railcar subsystems such as the carbody, the propulsion and control system, the friction brakes, auxiliary power, truck assemblies, couplers, side doors, and HVAC systems. In Q4, two 2000-Series railcars were rehabilitated. The suspension of the 7000-Series from passenger service and subsequent investigation resulted in a decrease in the total number of planned rehabilitations in FY2022 and a delay to FY2023 for the beginning of the 7000-Series SMP. Since all 2000-Series railcars are needed for passenger service, the start of that SMP has also been delayed.

Railcar Series	FY2022 Rehabilitation Plan	FYTD Progress
2000	32	2
3000	52	52
6000	32	28
7000	0	0

In addition to the SMP, new couplers are being retrofitted on the 6000-Series fleet which were suspended from passenger service after separation incidents. As of Q4, 130 out of a total of 182 railcars have been installed with new couplers. Testing and inspection are completed before the railcar receives approval to return to service.

Ongoing rail fleet preventive maintenance (weekly, monthly, and semi-annual inspections, repairs, and upgrades) is critical in maintaining railcar availability and performance. Additional information on rail fleet reliability is available in Metro’s Performance Report.

Software upgrades are continuing for 2000- and 3000-Series railcars to enable use of automated Precision Station Stopping and Stop & Proceed in passenger service. Final installation is anticipated in FY2023. This project is anticipated to reduce red signal overruns.



Signals & Communications – \$110.4M

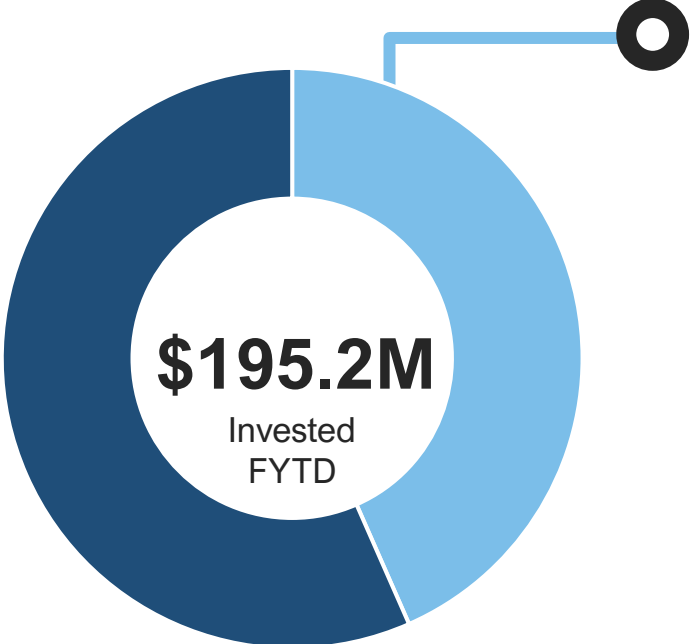
In FY2022, Metro completed the replacement of radio infrastructure and equipment at six above ground sites (14 remain), continued underground construction in shafts and stations, initiated bus and rail radio installations, and distributed portable radios as part of the Radio Infrastructure Replacement project. These upgrades will enhance safety by improving the communication systems and equipment used by employees, the Operations Control Center, and first responders in surrounding jurisdictions throughout the system in the event of an emergency.

As part of the Automatic Train Control (ATC) State of Good Repair Program, testing of power supplies at various locations and training for new Switch Machine power supply replacements are ongoing. Major replacement work of the Alexandria Yard ATC system has been completed. Metro anticipates awarding a contract in Q1 of FY2023 for the replacement of ATC equipment at 14 locations and renewing train control rooms at 24 locations. ATC equipment provides train position, communication between the train and wayside, and automatic control of train speed and spacing of trains.

Asset	FY2022 Plan	FYTD Progress	Completion Percentage
SGR Switch Replacement – Mainline ¹	8	10	125%
SGR Switch Replacement – Brentwood Yard	1	1	100%
SGR Switch Replacement – West Falls Church Yard ²	42	0	0%
SGR High-Current Bond Installation ³	192	12	6%
SGR Cross-Bonding Cable Installation	88	63	72%
SGR Interlocking Rehabilitation ⁴	24	20	83%

1. FY2022 Plan was reduced from 53 switches while a procurement is initiated for newer switches with lower rehabilitation costs. Labor crews have been shifted to other priority projects.
2. This work is postponed until FY2023 to accommodate a new material procurement and align with other scheduled work.
3. Progress lagging due to labor crews reallocated to other priority projects. A refined target will be developed for FY2023.
4. This activity will be transferred to the operating budget in FY2023 due to substantial program completion.

RAIL SYSTEMS (CONTINUED)



Power – \$84.7M

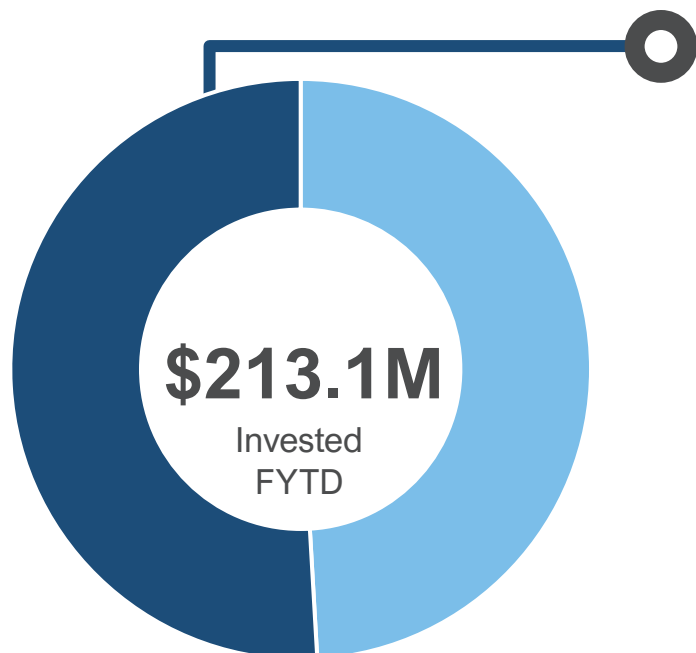
In Q4, Metro continued cable additions and installation of Traction Power Substations (TPSS). Transformer replacements are ongoing at various locations, and Metro continues to megger and replace cables. The replacement of the Rosslyn cable tray and installation of additional switchgear equipment are complete.

Upgrades to the rail power system will enable the operation of additional 8-Car trains in passenger service as well as reduce potential speed restrictions and the risk of safety incidents.

Asset	FY2022 Plan	FYTD Progress	Completion Percentage
Cable Additions (8-Car Train) (LF) ¹	8,000	4,755	59%
Cable Replacements (LF)	27,200	40,727	150%
Cable Meggering	2,200	2,099	95%

1. Progress delayed due to work on other priority projects.

TRACK AND STRUCTURES REHABILITATION



Fixed Rail – \$108.5M

The Track Rehabilitation Program supports a safe and reliable rail system through the rehabilitation and replacement of track and structures components.

Metro uses comprehensive track condition data to identify and assign ratings to component defects. Component defects are grouped by location (operable segment) which are prioritized with the following codes:


- Priority Code A (Highest): Segments likely to have critical needs within one year or with pending corrective action requirements.
- Priority Code B (Medium): Segments with components nearing end of useful life and could become critical in upcoming years.
- Priority Code C (Lower): Segments without any critical issues but with components that are due for replacement in the near future.

Priority segment work may be scheduled and completed through dedicated track closures (Revenue Service Adjustments – RSAs), RSAs for other major capital projects, or non-passenger service/overnight hours. FY2022 priority A segment work is shown in the table on the next page. Work may be added, downgraded, or deferred throughout the year based on revised assessments of the segment components.

Defects identified in track inspections that pose a risk to passenger service are addressed during overnight work hours. Metro seeks to reduce the amount of responsive rehabilitation through greater planning and increased proactive maintenance.

Proactive maintenance improves guideway condition performance and reduces unplanned track and speed restrictions. Additional information on track availability is included in Metro’s Performance Report.

In FY2022, Metro received four dual rail e-clip installers, two tie plate machines, one drain cleaner and two swingloaders, with additional equipment to be delivered in FY2023. These investments are needed to keep service vehicle equipment in a state of good repair (and not exceed respective useful life benchmarks).



TRACK AND STRUCTURES REHABILITATION (CONTINUED)

Current Priority A Segments¹

Operable Segment	Component	Planned Scope	Completed FY2021	Completed FY2022 YTD	Total Completed	% Completed
A03-A06	Grout Pad Rehabilitation (LF) ²	12,000	None planned	30	30	0%
A03-A06	Running Rail (LF)	800	None planned	800	800	100%
A03-A06	Direct Fixation Fasteners ³	800	None planned	670	670	84%
A06-A08	Running Rail (LF)	1,600	None planned	1,600	1,600	100%
A06-A08	Direct Fixation Fasteners	1,500	None planned	1,500	1,500	100%
A10-A11	Grout Pad Rehabilitation (LF) ²	4,523	1,923	0	1,923	43%
A10-A11	Running Rail (LF) ³	6,400	4,000	0	4,000	63%
A10-A11	Direct Fixation Fasteners ³	800	151	128	279	35%
B02-B03	Running Rail (LF) ⁴	3,000	0	0	0	0%
B02-B03	Direct Fixation Fasteners	400	106	294	400	100%
B08-B09	Grout Pad Rehabilitation (LF) ⁵	2,500	0	940	940	38%
B08-B09	Running Rail (LF)	2,000	None planned	2,000	2,000	100%
B08-B09	Direct Fixation Fasteners	1,000	465	535	1,000	100%
B10	Turnouts ⁵	2	None planned	0	0	0%
C08-C10	Grout Pad Rehabilitation (LF) ³	1,500	577	0	577	38%
C10-C12	Running Rail (LF) ³	4,883	None planned	3,839	3,839	79%
D98-G03	Direct Fixation Fasteners ³	1,534	None planned	1,293	1,293	84%
E03-E05	Running Rail (LF)	200	None planned	200	200	100%

1. Component totals shown in this table are a subset of the totals shown in the Track and Structures Rehabilitation Work by Component Activity tables, as work is also done across the system preventatively and as defects arise.
2. The scheduling of this work is currently being evaluated.
3. Critical work completed. The remaining segment work has been downgraded to Priority B and will not continue to be tracked in this table.
4. This segment work was downgraded to Priority B after a reassessment and will not continue to be tracked in this table.
5. Remaining work is scheduled for FY2023.

TRACK AND STRUCTURES REHABILITATION (CONTINUED)

Track Rehabilitation Work by Component Activity

Component Activity	FY2022 Plan	Total FYTD Complete	Completion Percentage
Crossties Replaced	10,000	10,432	104%
Fasteners Replaced	12,000	13,857	115%
Insulators Replaced	3,000	3,580	119%
Joints Eliminated ¹	750	560	75%
Running Rail Renewed (MI) ²	10.0	8.5	85%
Third Rail Rehabilitation (LF) ³	0	131	
Track Stabilization (LF)	200	318	159%
Track Tamping (MI)	24.0	24.2	101%
Turnouts Rehabilitated ⁴	4	1	25%

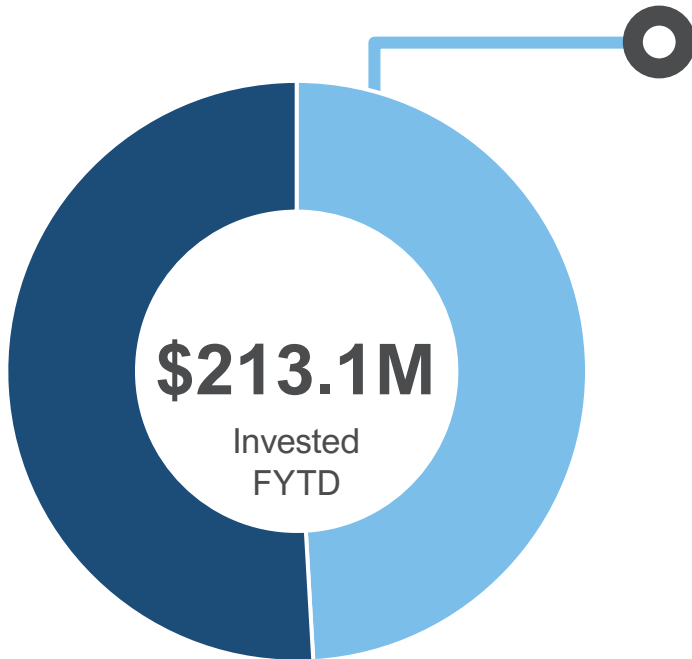
1. Joint elimination work impacted by Prime Mover mechanical issues.
2. Renewal work impacted by Prime Mover mechanical issues and supply chain constraints.
3. Planning for this activity will resume in FY2023.
4. Two turnouts were repaired instead of completely rehabilitated. The remaining turnout rehabilitation is now scheduled for FY2023.

Structures Rehabilitation Work by Component Activity

Component Activity	FY2022 Plan	Total FYTD Complete	Completion Percentage
Concrete Restoration (SF)	1,000	1,478	148%
Deck Joints Replaced (LF) ¹	400	17	4%
Drain Rodding (LF) ²	80,000	55,181	69%
Grout Pad Rehabilitation (LF)	5,500	6,286	114%
Leak Mitigation	1,500	1,749	117%
Track Bed Cleaning (LF)	441,764	412,317	93%
Track Signage Replaced	500	484	97%

1. Totals represent the limited deck joint replacement activity as part of Track Rehabilitation Program (CIP0024). Additional Deck Joint replacement work is ongoing as part of Structural Rehabilitation – Package A (CIP0348).
2. Drain Rodding work impacted by Jet Rodder mechanical issues.

TRACK AND STRUCTURES REHABILITATION (CONTINUED)



Structures – \$104.6M

The Structural Rehabilitation – Package A project is addressing structural issues at the Minnesota Avenue aerial structure, the Grosvenor aerial structure and eight segmental bridges. As part of this project, Metro completed construction on the West Hyattsville structure, rebuilt the Rockville platform canopy, and installed upgraded Passenger Information Displays, CCTV cameras, and speaker systems at Rockville. A new Shady Grove Station mezzanine stairway was also constructed.

A design-build contract for Package B of the project is anticipated to be awarded in Q1 of FY2023. This phase will repair approximately 21 bridges across the system.

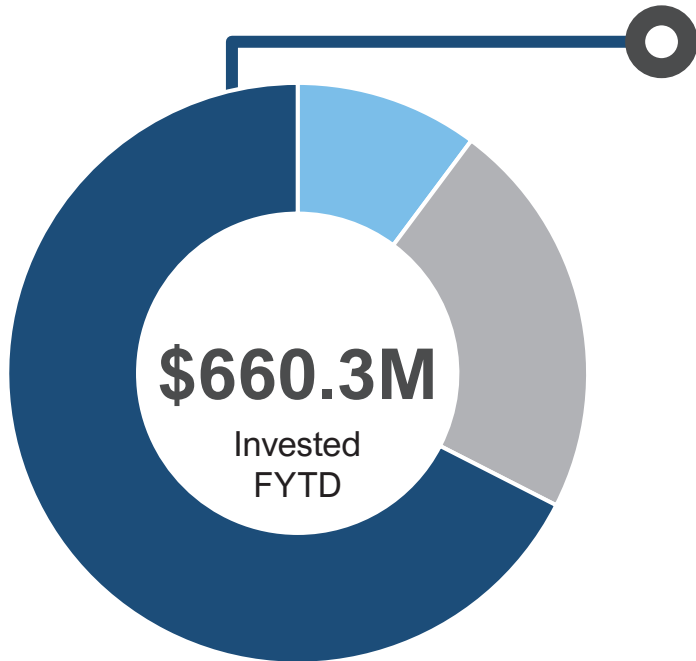
The construction contract for the Yellow Line Tunnel and Bridge Rehabilitation project was awarded in Q4 following the completion of design, inspections, and surveying. This project will address the structural degradation of the Yellow Line Tunnel and the Bridge, both of which were constructed over 40 years ago. A shutdown between Pentagon and L’Enfant Plaza is scheduled to begin in Q1 of FY2023.

Construction of mezzanine platforms over Metrorail tracks on the Red Line between Woodley Park and Cleveland Park stations is ongoing. This infrastructure will support upgraded ventilation fans and electrical systems, increasing station and tunnel safety in the event of a smoke or fire emergency. This is a pilot project and results will be used to inform designs for potential future tunnel ventilation improvements across the system.

In Q4, construction began as part of the initial phase of the Tunnel Leak Mitigation Program. Two segments of the Red Line (Silver Spring to Forest Glen and Tenleytown/AU to Friendship Heights) will undergo water mitigation work, requiring periodic weekend single-tracking. Once complete, an evaluation will determine the effectiveness for potential further use throughout tunnel segments systemwide.



STATIONS AND PASSENGER FACILITIES




Platforms & Structures – \$445.6M

The Station Platform Rehabilitation projects rehabilitate station platform structures, tiles, and granite edges, as well as approximately 36 other station systems. Metro has completed 17 stations to date as part of Platform Phases 1-3. Major construction for Phase 4 of the Platform Rehabilitation project began in Q4 (pictured middle-left), requiring the shutdown of five stations on the Orange Line (Minnesota Avenue, Deanwood, Cheverly, Landover, and New Carrollton) through September 2022. This project will also rehabilitate three aerial structures and three bridges on the Orange Line.

Work on the Dupont Circle north entrance canopy is nearing completion (anticipated to occur in early FY2023). Phase 4 of the Station Entrance Canopy Installation project includes canopy installations at eight entrances and stair installations at four entrances. Construction on the Bethesda stairway and canopies for Arlington Cemetery and College Park are currently ongoing. This project helps to protect customers and station escalators from weather.

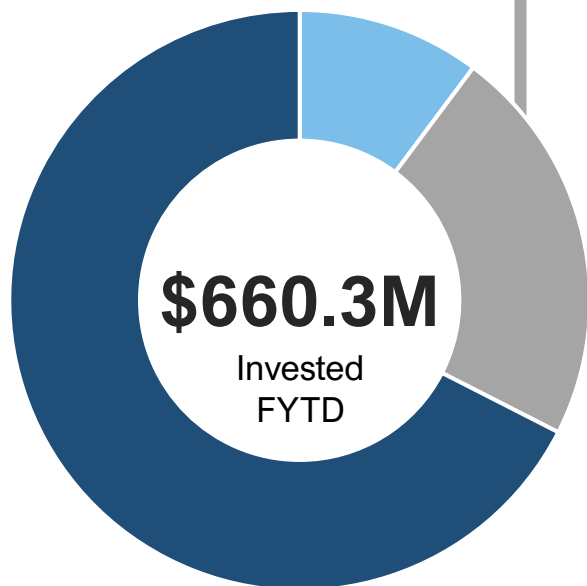
Construction of the Potomac Yard station (pictured bottom-left) is ongoing with a six-week shutdown south of National Airport anticipated in FY2023 for final track tie-in work and system testing. In Q4, construction on the South pavilion entrance, station escalators and elevators, and station systems continued. The new LEED-designed station will support increased access and local economic development in the City of Alexandria.

Surface lot rehabilitation has been completed at Landover and is underway at East Falls Church, Rockville, and Capitol Heights. Construction on the Wheaton and Anacostia parking garages is underway as part of contracts to rehabilitate five parking garages over four years.



STATIONS AND PASSENGER FACILITIES

(CONTINUED)



Station Systems – \$147.3M

The Fare Collection Modernization Program improves fare collection functionality and provides customers enhanced payment and account capabilities, exemplified by the launching of the mobile SmarTrip® applications. Systemwide installation of new, modernized faregates (pictured bottom-left) is now ongoing with 89 out of 124 station mezzanines outfitted with new faregates and another five mezzanines in progress.

The design of new bus fareboxes is complete and replacements are scheduled to begin in mid-FY2023. Existing bus fareboxes are approximately two decades old, have failing components, and are no longer manufactured.

As part of the Energy Action Plan, the Station Lighting Improvements Program upgrades lighting at platforms, station mezzanines and backrooms, and around stations and properties to provide enhanced illumination and safety for customers and employees as well as reduce energy use. Work is currently ongoing on escalator incline lighting and a procurement for edge lighting installation at the 49 remaining stations is anticipated to be released in FY2023. Designs for above ground station site lighting at 12 priority stations are progressing.

Design work for the replacement of five chillers located at Van Ness, Rosslyn, L'Enfant Plaza (2), and Stadium Armory is ongoing. This program improves customer and employee comfort during hot days.

Drainage pumps are being replaced at Wheaton and Federal Triangle as part of a three-year contract to complete six locations. This program reduces potential disruption to revenue service and risk of other incidents caused by excess water.

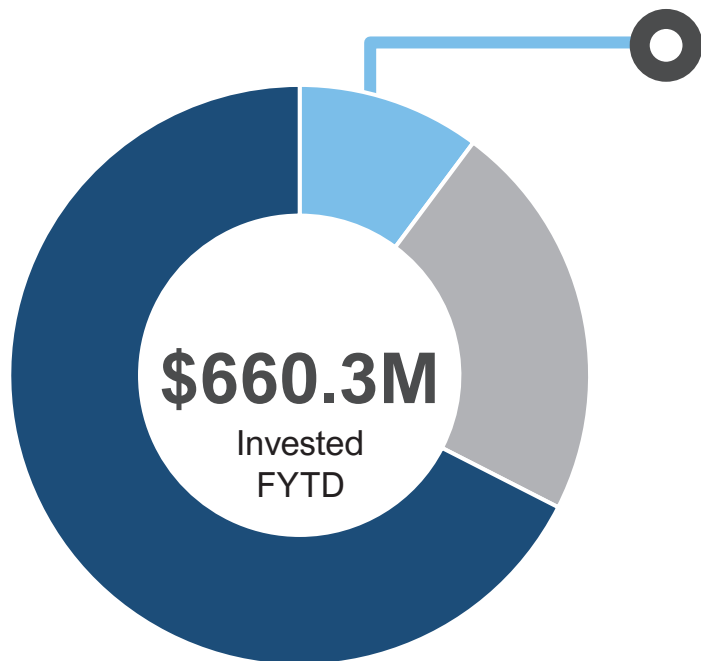
As part of the Low Voltage Power State of Good Repair program, Metro is rehabilitating 18 AC Switchgear Rooms and replacing uninterruptable power supplies. This program maintains the reliability of power systems that support service.

Activity	Stations with New Faregates	Remaining Stations
Faregate Installation	73	25



Asset	FY2022 Plan	FYTD Progress
Uninterruptable Power Supply Replacement	32	26

STATIONS AND PASSENGER FACILITIES (CONTINUED)



Vertical Transportation – \$67.4M


In Q4, rehabilitation commenced on six elevator units – Forest Glen (3), Largo Town Center, Grovesnor, and Mount Vernon Square.

Six escalators were rehabilitated across the system in Q4 – Navy Yard (2), Gallery Place, Shaw, Clarendon, and U Street.

In Q4, Metro completed the replacement of three units – Pentagon City (2) and Tenleytown, with seven additional units currently being replaced.

These investments are critical to meeting performance targets and ensuring a reliable and convenient experience for customers. Metro’s Performance Report shows the elevator and escalator availability trend data.

Activity	FY2022 Plan	FYTD Progress	Completed in Contract	Remaining in Contract
Elevators Rehabilitated	6	6	94	8
Escalators Rehabilitated	22	21	28	58
Escalators Replaced	24	17	17	113



BUS, BUS FACILITIES AND PARATRANSIT

\$194.5M

Invested
FYTD

Acquisition – \$68.4M

In Q4, 16 40-foot clean diesel buses were delivered, with the remaining bus to be delivered in FY2023. New buses contribute to improved customer experience and operational savings by replacing less reliable and less fuel-efficient buses.

Bus Type	FY2022 Planned Deliveries	FYTD Progress
Clean Diesel 40-ft.	120	119

Metro has released an RFP for 100 minivans, with an RFP for 100 next generation paratransit vans anticipated to be released in FY2023. The delivery of 50 hybrid sedans (pictured below) is anticipated to begin in Q2 of FY2023.

Bus and paratransit acquisitions have resulted in an increased percentage of vehicles in a state of good repair (not exceeding their respective useful life benchmarks). After FY2022 planned investments, 95 percent of 40-foot buses, 97 percent of 60-foot buses, and 100 percent of MetroAccess vehicles are expected to meet this benchmark.

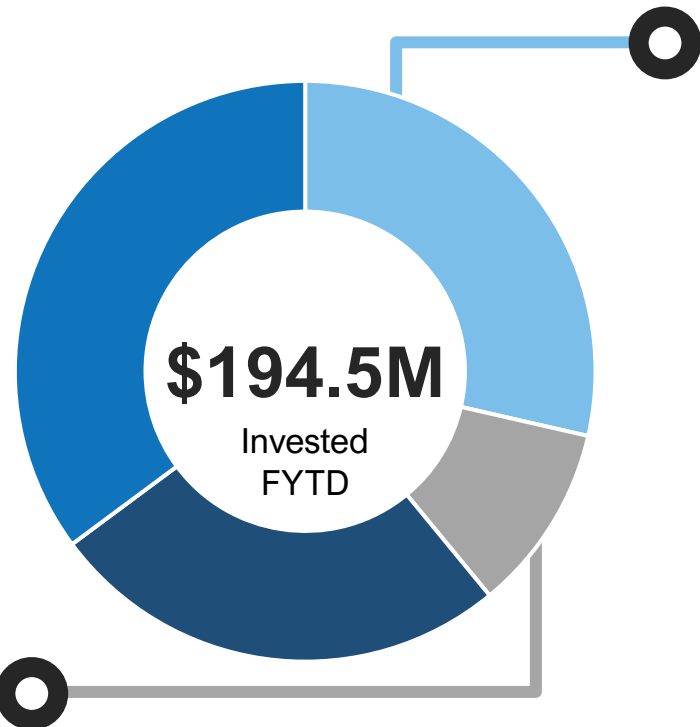


Maintenance Facilities – \$50.2M

In Q4, Metro completed demolition of the existing Bladensburg bus heavy repair and overhaul facility in advance of construction (the maintenance building remains in operation). An off-site bus parking lot is in use and will continue to be throughout construction. When complete, the new LEED-designed facility will include up to a 300-bus capacity with capabilities to support electric vehicle charging infrastructure and equipment, separate entrances for buses and employee vehicles, a green roof, and on-site employee parking.

Pre-construction activities also continued in preparation for construction at the Northern Bus Garage Facility. The new LEED-designed facility will include an underground parking level, a maintenance and operations level and a rooftop parking deck. The facility will accommodate up to 150 buses. The Northern bus facility will support electric bus operations and maintenance.

BUS, BUS FACILITIES AND PARATRANSIT (CONTINUED)



Passenger Facilities & Systems— \$20.4M

Customer Information Electronic Display Signs (CIEDS) are being installed and maintained at Metrobus stops to provide real-time bus arrivals for customers. In Q4, Metro installed 35 CIEDS, for a total of 117 in FY2022.

Design for the replacement parking garage and bus loop at New Carrollton is ongoing, with demolition anticipated to begin in FY2023. This project supports joint development at the site.

Rehabilitation of the Calvert St. and Colorado Bus Terminals are anticipated to be completed in Q1 of FY2023. The Chevy Chase Terminal rehabilitation was completed earlier in FY2022. The rehabilitations include the installation of new real-time customer information signs, new bus shelters, brighter LED lighting, transformed canopies, new roofing, electric and plumbing infrastructure, as well as resurfacing the bus loops.

Maintenance & Overhaul – \$55.6M

Bus maintenance and overhaul investments are focused on maintaining the reliability and safe operating condition of equipment as well as achieving the maximum useful life of the assets.

In Q4, 29 buses were rehabilitated, along with the rebuilding of 65 engine assemblies, six bus energy storage systems, 99 transmissions, and 69 fare boxes.

These investments are critical to meeting the Mean Distance Between Failure (MDBF) target for the bus fleet and providing customers with reliable service. Metro’s Performance Report shows MDBF trend data for the bus and Access fleets.

Asset	FY2022 Plan	FYTD Progress	Completion Percentage
Bus Rehabilitations ¹	100	83	83%
Energy Storage Systems ²	100	42	42%
Engine Assemblies ¹	125	65	52%
Fare Boxes	230	230	100%
Transmission Assemblies ¹	150	99	66%
Ultracapacitors	6	6	100%

1. Non-availability of parts due to supply chain issues impacted progress. As a result, FY2023 planned completions for these assets will be reduced.
2. After an evaluation, it was determined that buses did not require immediate energy storage system replacements.

BUSINESS AND OPERATIONS SUPPORT



\$549.6M
Invested
FYTD

Information Technology – \$120.8M

IT investments improve internal operations and the customer experience.

Metro is receiving, installing, and testing equipment for the construction of the new data centers as part of the office consolidation initiative to replace the existing center at the Jackson Graham Building.

Metro Transit Police Department (MTPD) – \$1.3M

Support Equipment & Services – \$427.5M

Metro took occupancy of the L'Enfant Plaza District of Columbia office building in Q4. Building envelope installation and dry-in is complete at the New Carrollton, Maryland and Alexandria, Virginia (pictured below) office locations, with interior system work ongoing.

The Virginia and Maryland office buildings are anticipated to be completed in FY2023. The Office Consolidation Strategy will enable Metro to downsize from 10 current office buildings throughout the region to four, which will reduce operating expenses and improve operations. The facilities are being designed to meet LEED certification standards.

Metro is currently replacing the skylights at the Glenmont bus bay canopy and several facility roofs to protect infrastructure and prevent potential safety issues.

Construction of the New Hampshire Ave. Chiller Water Treatment Facility is ongoing. This project is part of the Environmental Compliance Program and protects the region's natural resources and health.

The service vehicle fleet includes maintenance support and police vehicles. Twenty-five MTPD vehicles and 92 support vehicles have been delivered this fiscal year.



SUSTAINABILITY UPDATE

Metro implements and advances policies, programs and partnerships to achieve the June 2021 Board-adopted Sustainability Vision and Principles.

In April 2022, Metro signed on to the FTA Sustainable Transit for a Healthy Planet Challenge, pledging to reduce greenhouse gas emissions and support climate equity goals. Metro submitted its climate action strategies, detailing how Metro plans to help address the region's climate challenges through sustainable transportation and solutions. Additional information on the highlights below can be found [here](#).

Energy Action Plan

Metro increases energy efficiency, contains operating costs, modernizes operations, promotes innovation, and helps the region meet its sustainability goals through its Energy Action Plan. Recent project highlights include:

- Awarded a new Maryland electric supply contract in coordination with the General Services Administration (following the District of Columbia contract awarded earlier this FY) that requires the supplier to provide 50% of the electricity from renewables.
- Advanced construction at three sites as part of the solar carport installation at four Metro stations - Naylor Rd (pictured on right), Cheverly, Southern Avenue, and Anacostia – providing approximately 10 MW of solar capacity. Renewable energy will be provided to Pepco's service area through community solar.
- Continued Metro's regenerative braking program by installing traction power equipment and advancing battery storage system design and specifications for two Red Line locations.
- Awarded a software update for the 7000-Series that will result in an estimate \$1M annually in energy costs by reducing overnight power consumption.
- Completed LED lighting upgrades at Metro facilities in Prince George's County – saving energy and improving lighting for staff maintaining, repairing, and operating the system.

Sustainability Action Plan

- Launched the development of a Sustainability Action Plan to promote and ensure continued delivery of Metro's Sustainability Vision and Principles.



Small, Women, and Minority-owned Business Programs

- Established the Minority Business Enterprise (MBE) Program, Small Business Program (SBP), and Micro-Business Program (MBP) — effective November 2021 — to provide additional contracting opportunities for small, women, and minority-owned businesses.
- Exceeded the Federal Transit Administration's 25% overall annual Disadvantaged Business Enterprise (DBE) goal – achieving 28.6% by March 31.
- In FY2022, Metro certified 92 MBEs, 51 SBPs, 45 MBPs, and completed 23 business community outreaches.

SUSTAINABILITY UPDATE (CONTINUED)

Zero-Emission Bus Program

Metro is transitioning to a 100% zero-emission bus fleet by 2045. [Updates](#) from the Zero-Emission Bus Program include:

- Advanced the Battery-Electric Bus Test & Evaluation (for up to 12 buses at Shepherd Parkway bus division) that will inform the large-scale rollout of zero-emission technology across Metro's approximate 1,600 bus fleet.
 - Awarded a contract for two 60-foot battery-electric buses and chargers.
 - Advanced electrical infrastructure upgrade design to support bus charging.
- Developing the Zero-Emission Bus Transition Plan to identify the fleet, facilities, and workforce needs to support a fully zero-emission bus fleet by 2045.
- Submitted applications for federal grant funding to support electric bus facility upgrades.

Service and Planning

- Metro launched the Bus Network Redesign, a customer-focused, data-driven process that includes extensive stakeholder and public engagement to create a bus network that better meets the needs of riders and the region.
- Performed critical analysis of current gaps between transit demand and transit supply to measure how well Metro serves the people who are most likely to ride.
- Initiated seven Metrorail station capacity and access studies to ensure continued safe operations and meet customer demand.



REAL ESTATE UPDATE

Metro proactively manages its real estate and parking assets to maximize transit access, stimulate economic development, and generate non-fare revenue and transit ridership through transit-oriented development.

Joint Development

Metro's first ever strategic plan for Joint Development has established a goal to complete 20 new Joint Development Agreements by 2032.

- College Park: Construction is underway on a 451-unit multifamily building. This is being developed on property ground leases from WMATA to the Gilbane Development Company.
- West Falls Church: WMATA executed a Joint Development Agreement for a 24-acre, mixed-use transit-oriented development at the West Falls Church Metro Station, in August of 2021. WMATA is seeking FTA joint development concurrence for this project.



- New Carrollton: Phase 2 of the New Carrollton Joint Development includes the new Metro Maryland office building, a 291-unit multifamily building, and a new commuter garage to replace surface parking spaces. Construction of the new multi-family building and the new parking garage began in Q4 of FY2022. The office building is currently under construction. WMATA and Prince George's County are working together to develop a transportation development vision for the ½-mile surrounding the New Carrollton station.

Dispositions

- 9450 Lottsford Road: WMATA sold approximately 1.5 acres of excess land in Largo, Maryland to the high bidder.

Acquisitions

- Bladensburg Bus Garage Replacement: WMATA acquired three properties through condemnation, filed by the US Department of Justice on behalf of WMATA. Properties are vacant. The three former owners appealed the fair market value, and one has been settled. Fair market value settlements on the remaining two will require FTA concurrence.
- Western Bus Garage project: On June 29, 2022, the FTA provided concurrence on WMATA's request for a protective acquisition for this project. On July 28, the WMATA Board of Directors approved a capital budget amendment for project activities and authorized staff to acquire property for the project.

FEDERAL AWARDS UPDATE

As of June 30, 2022, Metro had 14 active awards from the Federal Transit Administration (FTA) with a combined value of \$3.1 billion. Three awards were closed in Q4, and nine applications are in progress with a combined federal request of \$716.8 million. This includes Federal Fiscal Year 2022 formula funding and an additional \$120 million of American Rescue Plan assistance.

Metro continues a rigorous review of reimbursement requests submitted to FTA. Reimbursements of \$270.4 million were received from FTA during Metro's Q4 funding projects that include, but are not limited to, the purchase of new buses and railcars and repairing station and track infrastructure.

Metro submitted applications for the following competitive grant programs but was not selected:

- **FTA FFY2022 Buses and Bus Facilities Competitive Program and Low or No Emission Grant Program** (requested \$38,605,879 for electrification infrastructure at Bladensburg Bus Garage and \$42,756,307 for electric bus charging at Northern Bus Garage)
- **DOT FFY2022 Rebuilding American Infrastructure with Sustainability and Equity** (requested \$25,000,000 for electric bus charging infrastructure at Northern Bus Garage)

Metro's application for the following competitive grant program is pending agency decision:

- **DHS FFY2022 Transit Security Grant Program** (requested \$3,045,000 for MTPD training support)

Active FTA Awards as of 6/30/2022 (Dollars in Millions)

Federal Award ID	Date of Award	Application Name	Federal Award	Drawn	Balance	POP End Date
DC-2017-011-01	08/15/2017	Track Inspector Location Awareness with Enhanced Transit Worker Protection ¹	\$1.9	\$1.9	\$0.0	12/30/2022
DC-2018-012-00	09/09/2018	Bus Shelters Replacement	\$3.6	\$0.0	\$3.6	06/30/2024
DC-2019-010-00	08/13/2019	FFY2019 5307/5340 Formula Funding ²	\$191.4	\$184.2	\$7.3	06/30/2022
DC-2020-007-00	05/27/2020	FFY19 Section 5310 Metro Access Replacement Vehicles ²	\$0.9	\$0.0	\$0.9	12/30/2022
DC-2020-010-01	07/10/2020	FFY20 5307 Bus Replacements & Rehabilitation, Bus & Rail Facility Improvements, and Rail Systemwide ATC & Propulsion improvement	\$328.7	\$226.8	\$101.9	06/30/2024
DC-2020-016-00	08/13/2020	FFY2020 H.R.1865 RSI (Section 75) Funding Railcar Acquisition & Rehab, Train Control, Vertical Improvements, Ventilation, & Platforms Phase II	\$148.5	\$126.2	\$22.3	09/30/2024
DC-2020-017-01	08/14/2020	FFY20 5337 Rail System Rehabilitation, Railcar Preventive Maintenance, Railcar Procurement and HRO Facility	\$293.8	\$139.6	\$154.2	08/31/2023

Note: Drawn numbers are from inception through 6/30/2022

1. This award must remain active until the final report is submitted.
2. POP End Date extension pending approval or may be required.

FEDERAL AWARDS UPDATE (CONTINUED)

Active FTA Awards as of 6/30/2022 (Dollars in Millions)

Federal Award ID	Date of Award	Application Name	Federal Award	Drawn	Balance	POP End Date
DC-2021-003-00	03/08/2021	FFY2020 5339 (c) Low-No Metrobus Zero-Emission Fleet Program	\$4.2	\$0.1	\$4.1	06/30/2024
DC-2021-008-00	05/19/2021	WMATA FFY19 Section 5312 Public Safety Pilot Study ²	\$0.2	\$0.0	\$0.1	09/30/2022
DC-2021-010-00	06/01/2021	WMATA FFY21 Section 5307 CRRSAA Operating Assistance ²	\$713.9	\$688.4	\$25.5	09/30/2022
DC-2021-012-00	8/17/2021	FFY2021 5312 COVID-19 Research and Demonstration Project	\$0.6	\$0.0	\$0.6	12/15/2022
DC-2021-014-00	8/13/2021	FFY2021 5339 Bladensburg Bus Garage	\$10.9	\$0.0	\$10.9	06/30/2023
DC-2021-015-00	8/13/2021	ARPA Section 5307 - WMATA Operating Assistance ¹	\$1,209.0	\$0.0	\$1,209.0	12/30/2024
DC-2021-017-00	9/7/2021	FFY2021 PRIIA WMATA Railcars Rehabilitation, Platform Rehab (Phase 3), Vertical Transportation, Automatic Train Control and Radio Infrastructure	\$148.5	\$100.0	\$48.5	06/30/2024

Note: Drawn numbers are from inception through 6/30/2022

1. POP End Date extension pending approval or may be required.
2. Draws cannot begin until the CRRSAA award is liquidated.

FTA Awards Closed in FY2022 (Dollars in Millions)

Federal Award ID	Date of Award	Application Name	Federal Award	Closed Date
DC-2021-001-00	12/23/2020	FFY2020 VA CMAQ/DRPT Bus Replacement	\$4.3	11/08/2021
DC-2021-021-00	9/24/2021	FFY2021 VA CMAQ Bus Replacement	\$4.1	02/10/2022
DC-2020-005-00	05/19/2020	FFY20 CARES Operations and Response to COVID19	\$876.8	02/28/2022
DC-2021-005-00	04/13/2021	5307 (FFY2018) Formula Bus Bridges Capital Program Support Services	\$3.9	03/09/2022
DC-2019-008-01	07/10/2019	FFY2019 5339 Bus Program	\$22.6	03/09/2022
DC-44-X001-01	04/10/2015	FFY2013 Hurricane Sandy Resilience	\$21.0	03/09/2022
DC-2020-006-00	06/10/2020	FFY18 BUILD - Metrorail Station Platform Reconstruction	\$20.0	03/31/2022
DC-2019-006-00	06/28/2019	FFY2019-PRIIA Appropriation	\$148.5	06/27/2022
DC-2019-009-00	07/25/2019	FFY2019 5337 State of Good Repair	\$156.6	06/28/2022
DC-2020-002-00	04/23/2020	FFY2019 Section 5539b Buses and Bus Facilities	\$11.0	06/28/2022

FEDERAL AWARDS UPDATE (CONTINUED)

FTA Applications in Progress Pending Award as of 6/30/2022 (Dollars in Millions)

Federal Award ID	Application Name	Federal Request
1398-2022-1	FFY2021 American Rescue Plan (ARP) Additional Assistance for WMATA Operations	\$120.1
1398-2022-2	FFY2022 Section 5337 Rehabilitation of Yellow Line Bridge and Tunnel, Rehabilitation of Bridge Structures and Construction of Heavy Repair Overhaul Facility	\$125.5
1398-2022-3	FFY2022 Section 5307 Bladensburg Bus Garage, Northern Bus Garage and Rail Station Revitalization Program	\$115.6
1398-2022-4	FFY2022 Section 5337 Railcar Preventive Maintenance, Railcar Scheduled Maintenance Program and Track Preventive Maintenance Program	\$102.4
1398-2022-5	FFY2022 Section 5339 Bus Farebox Replacements	\$10.5
1398-2022-7	FFY2022 5307 Bus Replacements, Van Replacements, Bus Rehabilitation, and Bus Preventive Maintenance	\$69.9
1398-2022-8	FFY2022 Section 5307 Station Entrance Canopies and Stairways, Rehabilitation of Parking Facilities, and Rail Station Cooling and AC Power and Switches	\$24.2
1398-2022-9	FFY2022 PRIIA WMATA Vertical Transportation, Support Facility Fire System Rehabilitation, Tunnel Water Leak Mitigation, Platform Rehab (Phase 4), Automatic Train Control and Radio Infrastructure	\$143.5
1398-2022-10	FFY2022 PRIIA WMATA Office of Inspector General	\$5.0

Active Non-FTA Awards as of 6/30/2022 (Dollars in Millions)

Federal Award ID	Date of Award	Application Name	Federal Award	Drawn	Balance	POP End Date
DC-2021-003-00	03/08/2021	FFY2020 5339 (c) Low-No Metrobus Zero-Emission Fleet Program	\$4.2	\$0.1	\$4.1	06/30/2024
DC-2021-008-00	05/19/2021	WMATA FFY19 Section 5312 Public Safety Pilot Study ²	\$0.2	\$0.0	\$0.1	09/30/2022
DC-2021-010-00	06/01/2021	WMATA FFY21 Section 5307 CRRSAA Operating Assistance ²	\$713.9	\$688.4	\$25.5	09/30/2022
DC-2021-012-00	8/17/2021	FFY2021 5312 COVID-19 Research and Demonstration Project	\$0.6	\$0.0	\$0.6	12/15/2022
DC-2021-014-00	8/13/2021	FFY2021 5339 Bladensburg Bus Garage	\$10.9	\$0.0	\$10.9	06/30/2023
DC-2021-015-00	8/13/2021	ARPA Section 5307 - WMATA Operating Assistance ¹	\$1,209.0	\$0.0	\$1,209.0	12/30/2024

TABLE 1: CAPITAL PROGRAM FINANCIALS BY INVESTMENT CATEGORY

Dollar amounts are in millions.

Capital Investments	FY2022 Current Budget	FY2022 Actuals YTD	YTD % Forecast Expended
Acquisition	87.5	61.3	70%
Maintenance & Overhaul	126.8	142.1	112%
Maintenance Facilities	84.2	32.2	38%
Railcar and Railcar Facilities	\$298.5	\$235.6	79%
Power	73.6	84.7	115%
Signals & Communications	139.2	110.4	79%
Rail Systems	\$212.8	\$195.2	92%
Fixed Rail	166.4	108.5	65%
Structures	170.9	104.6	61%
Track and Structures Rehabilitation	\$337.3	\$213.1	63%
Platforms & Structures	592.7	445.6	75%
Vertical Transportation	61.6	67.4	109%
Station Systems	184.8	147.3	80%
Stations and Passenger Facilities	\$839.1	\$660.3	79%
Acquisition	85.8	68.4	80%
Maintenance & Overhaul	82.9	55.6	67%
Maintenance Facilities	82.0	50.2	61%
Passenger Facilities & Systems	46.6	20.4	44%
Bus, Bus Facilities and Paratransit	\$297.3	\$194.5	65%
IT	141.9	120.8	85%
MTPD	7.0	1.3	18%
Support Equipment & Services	456.9	427.5	94%
Business and Operations Support	\$605.8	\$549.6	91%
Total Capital Programs	\$2,590.9	\$2,048.2	79%

TABLE 2: CAPITAL PROGRAM FINANCIALS AND ADJUSTMENTS

Dollar amounts are in millions. Numbers may not sum due to rounding.

CIP	PROJECT NAME	FY2022 ORIGINAL BUDGET	BUDGET ADJUSTMENTS	FY2022 CURRENT BUDGET	FY2022 YTD ACTUALS	YTD % BUDGET EXPENDED
CIP0059	8000-Series Railcars	66.2	(35.2)	31.0	6.1	20%
CIP0256	7000-Series Railcars	54.4	-	54.4	55.2	102%
CRB0019_1	Silver Line Phase 1 Railcars	2.2	-	2.2	-	0%
Acquisition		122.7	(35.2)	87.5	61.3	70%
CIP0063	Rail Vehicle Scheduled Maintenance Program	64.8	-	64.8	82.4	127%
CIP0067	Rail Vehicle Safety & Reliability Improvements	0.7	2.4	3.1	1.6	52%
CIP0142	Rail Vehicle Preventive Maintenance	59.0	-	59.0	58.1	98%
Maintenance/Overhaul		124.4	2.4	126.8	142.1	112%
CIP0204	Railcar Rooftop Access Platform	2.6	-	2.6	4.6	178%
CIP0225	Heavy Repair and Overhaul Facility	78.4	(3.1)	75.3	20.8	28%
CIP0279	Railyard Shop Equipment Replacement	0.9	-	0.9	0.2	17%
CIP0283	Railcar Maintenance Facilities State of Good Repair	3.3	-	3.3	6.3	193%
CIP0284	Railyard Facility and Site Rehabilitation	2.1	-	2.1	0.5	25%
Maintenance Facilities		87.3	(3.1)	84.2	32.2	38%
Railcar and Railcar Facilities Investments		334.4	(35.9)	298.5	235.6	79%
CIP0076	Rail System Power Upgrades	25.7	-	25.7	34.7	135%
CIP0253	Traction Power State of Good Repair	46.3	-	46.3	49.4	107%
CIP0286	Power Generator Replacement	0.7	-	0.7	0.3	38%
CIP8007	D&E Electrical Improvements	1.0	-	1.0	0.4	38%
Power		73.6	-	73.6	84.7	115%
CIP0133	Train Detection and Warning System	0.1	-	0.1	3.9	4646%
CIP0136	Radio Infrastructure Replacement	85.6	(37.8)	47.8	44.8	94%
CIP0139	Safety Audit Recommendations	6.8	-	6.8	1.5	23%
CIP0251	Automatic Train Control State of Good Repair	67.1	(10.0)	57.1	34.0	60%
CIP0257	Emergency Trip Station (ETS) Rehabilitation	3.0	0.5	3.5	0.1	3%
CIP0332	Fiber Optic Cable Installation	1.0	22.8	23.8	25.9	109%
Signals & Communications		163.7	(24.5)	139.2	110.4	79%
Rail Systems Investments		237.3	(24.5)	212.8	195.2	92%

TABLE 2: CAPITAL PROGRAM FINANCIALS AND ADJUSTMENTS (CONTINUED)

Dollar amounts are in millions. Numbers may not sum due to rounding.

CIP	PROJECT NAME	FY2022 ORIGINAL BUDGET	BUDGET ADJUSTMENTS	FY2022 CURRENT BUDGET	FY2022 YTD ACTUALS	YTD % BUDGET EXPENDED
CIP0024	Track Rehabilitation Program	92.7	(15.4)	77.3	76.1	99%
CIP0025	Roadway Equipment and Vehicle Program	12.6	-	12.6	6.4	51%
CIP0065	Track Geometry Vehicle	-	-	-	0.6	
CIP0246	General Engineering	2.6	8.6	11.1	16.4	147%
CIP0247	Emergency Construction and Emerging Needs Program	52.0	9.0	61.0	4.7	8%
CIP0261	Rail Tunnel Lighting Replacement	1.5	-	1.5	3.7	248%
CIP8011	D&E Fixed Rail Improvements	3.0	-	3.0	0.5	18%
Fixed Rail		164.3	2.1	166.4	108.5	65%
CIP0262	Tunnel Water Leak Mitigation	8.0	-	8.0	4.8	60%
CIP0291	Tunnel Ventilation Improvements	9.4	(7.0)	2.4	0.4	15%
CIP0294	Bridge Rehabilitation Program	6.2	(2.7)	3.5	1.1	32%
CIP0356	Tunnel Ventilation Improvements - Red Line Pilot	29.6	-	29.6	19.5	66%
CIP8013	D&E Track Structures Improvements	2.4	-	2.4	2.1	90%
CIP0348	Structural Rehabilitation - Package A	87.7	-	87.7	51.0	58%
CIP0349	Yellow Line Tunnel and Bridge Rehabilitation	35.3	-	35.3	25.4	72%
CIP0370	Structural Rehabilitation - Package B	-	2.0	2.0	0.3	13%
Structures		178.6	(7.7)	170.9	104.6	61%
Track and Structures Rehabilitation Investments		342.9	-	337.3	213.1	63%
CIP0035	Bicycle and Pedestrian Facility Rehabilitation	1.6	1.7	3.3	0.4	12%
CIP0087	Station and Facility Restoration Program	14.4	-	14.4	12.1	84%
CIP0088	Station Entrance Canopy Installation	4.2	-	4.2	7.2	174%
CIP0152	Parking Garage and Surface Lot Rehabilitation	21.6	0.1	21.7	13.0	60%
CIP0271	Metrorail Station Emergency Gates Replacement	-	0.2	0.2	0.2	159%
CIP0274	Grosvenor Parking Garage Joint Development	-	-	-	1.5	
CIP0297	Union Station Improvements	7.3	-	7.3	0.5	7%
CIP0302	Huntington Station Parking Garage Demolition	1.3	-	1.3	0.4	32%
CIP0305	Rail Passenger Facility State of Good Repair Program	-	-	-	0.1	
CIP0306	Station Platform Rehabilitation - Phase 1	-	-	-	0.2	
CIP0307	Station Platform Rehabilitation - Phase 2	3.1	-	3.1	(0.2)	-7%
CIP0308	Station Platform Rehabilitation - Phase 3	144.8	-	144.8	131.1	91%
CIP0310	Station Platform Rehabilitation - Phase 4	220.3	-	220.3	154.5	70%
CIP0345	Shady Grove Stairway	-	-	-	0.5	
CIP0352	Rail Station Platform Canopy Rehabilitation Program	2.0	0.4	2.4	1.9	82%

TABLE 2: CAPITAL PROGRAM FINANCIALS AND ADJUSTMENTS (CONTINUED)

Dollar amounts are in millions. Numbers may not sum due to rounding.

CIP	PROJECT NAME	FY2022 ORIGINAL BUDGET	BUDGET ADJUSTMENTS	FY2022 CURRENT BUDGET	FY2022 YTD ACTUALS	YTD % BUDGET EXPENDED
CIP0374	Solar Site Improvements	-	4.6	4.6	2.2	46%
CRB0013	Potomac Yard Station Construction	149.5	-	149.5	95.9	64%
CRB0020	Silver Line Phase 2 Construction Support	10.8	-	10.8	19.5	181%
CRB0127	Purple Line Construction Support	4.1	-	4.1	3.7	90%
CRB0136	McClellan Station - New Entrance	-	0.2	0.2	0.0	9%
CIP8015	D&E Rail Station Improvements	5.3	(4.6)	0.7	0.8	121%
Platforms & Structures		590.2	2.5	592.7	445.6	75%
CIP0072	Elevator Rehabilitation Program	9.0	-	9.0	3.2	36%
CIP0073	Escalator Rehabilitation Program	19.6	-	19.6	18.8	96%
CIP0132	Escalator and Elevator Overhaul Program	6.6	-	6.6	7.1	107%
CIP0185	Escalator Replacement	33.7	(7.3)	26.4	38.3	145%
Vertical Transportation		68.9	(7.3)	61.6	67.4	109%
CIP0145	Facility Security Monitoring Equipment Program	7.0	0.5	7.6	11.5	152%
CIP0151	Rail Station Cooling Rehabilitation Program	10.2	-	10.2	3.9	39%
CIP0219	Rail Station Lighting Improvements	26.1	-	26.1	3.1	12%
CIP0241	Flood Resiliency Infrastructure Upgrades	0.7	-	0.7	1.1	154%
CIP0242	Rail System Drainage Rehabilitation Program	15.1	-	15.1	8.4	56%
CIP0252	Low Voltage Power State of Good Repair	36.0	-	36.0	30.7	85%
CIP0255	Fare Collection Modernization	56.9	-	56.9	74.7	131%
CIP0258	Station And Tunnel Fire Alarm Rehabilitation	7.1	-	7.1	1.8	26%
CIP0272	Digital Display and Wayfinding Improvements	-	6.9	6.9	2.1	30%
CIP0276	Art in Transit and Station Commercialization Program	0.3	0.4	0.7	0.3	46%
CIP0341	Rail System Standpipe Replacement Program	8.1	-	8.1	9.0	111%
CIP8019	D&E Passenger Facility Improvements	8.5	1.0	9.5	0.6	6%
Station Systems		175.9	8.8	184.8	147.3	80%
Stations and Passenger Facilities Investments		835.1	4.1	839.1	660.3	79%
CIP0006	Bus Fleet Acquisition Program	65.0	-	65.0	65.0	100%
CIP0015	MetroAccess Fleet Acquisition	16.0	-	16.0	1.4	9%
CIP0355	Zero Emission Bus Acquisition and Evaluation	4.5	-	4.5	2.0	44%
CIP8021	D&E Bus & Paratransit Improvements	0.3	-	0.3	0.0	9%
Acquisition		85.8	-	85.8	68.4	80%
CIP0002	Bus Onboard Location Equipment and Software Program	4.0	-	4.0	-	0%

TABLE 2: CAPITAL PROGRAM FINANCIALS AND ADJUSTMENTS (CONTINUED)

Dollar amounts are in millions. Numbers may not sum due to rounding.

CIP	PROJECT NAME	FY2022 ORIGINAL BUDGET	BUDGET ADJUSTMENTS	FY2022 CURRENT BUDGET	FY2022 YTD ACTUALS	YTD % BUDGET EXPENDED
CIP0004	Bus Maintenance Facility and Equipment State of Good Repair Program	2.5	-	2.5	0.9	34%
CIP0005	Bus Vehicle Rehabilitation Program	66.4	-	66.4	53.0	80%
CIP0007	Bus Closed Circuit Television Replacement Program	9.0	-	9.0	0.7	8%
CIP0143	Bus Vehicle Preventive Maintenance	1.0	-	1.0	1.0	100%
Maintenance/Overhaul		82.9	-	82.9	55.6	67%
CIP0311	Bladensburg Bus Garage Replacement	58.7	-	58.7	31.2	53%
CIP0312	Four Mile Run Bus Garage Rehabilitation	4.5	-	4.5	0.0	0%
CIP0315	Northern Bus Garage Replacement	17.0	-	17.0	18.3	107%
CIP0319	Bus Maintenance Facility State of Good Repair Program	0.1	0.6	0.8	0.6	86%
CIP8026	Future Bus Maintenance Facilities	-	1.0	1.0	-	0%
Maintenance Facilities		80.3	1.6	82.0	50.2	61%
CIP0220	Bus Planning Studies Program	1.3	0.4	1.6	0.8	52%
CIP0221	Bus Customer Facility Improvements	11.1	0.6	11.6	4.8	41%
CIP0254	Bus Priority Program Development	2.2	-	2.2	1.9	85%
CIP0266	Historic Bus Loop and Facility Rehabilitation	3.3	-	3.3	3.0	91%
CIP0275	New Carrollton Garage and Bus Bays	27.0	-	27.0	9.6	35%
CIP0322	Bus Passenger Facilities Systems Future	-	-	0.4	-	0%
CIP0326	Real-time Bus and Rail Data Feed Development	0.4	-	0.4	0.2	43%
Passenger Facilities/Systems		45.3	1.3	46.6	20.4	44%
Bus, Bus Facilities and Paratransit Investments		294.3	2.9	297.3	194.5	65%
CIP0042	Asset Management Software Improvements	1.0	-	1.0	0.2	16%
CIP0043	Bus and Rail Scheduling and Operations Software Improvements	2.0	-	2.0	0.3	16%
CIP0054	Customer Electronic Communications & Outreach	-	-	-	0.2	
CIP0056	Rail Service Management Software Improvements	8.5	1.1	9.6	4.4	45%
CIP0259	Employee Timekeeping System	1.7	1.1	2.8	2.4	86%
CIP0269	Asset Management Software	1.9	0.5	2.4	1.9	79%
CIP0330	Information Technology Data Center	36.8	-	36.8	54.5	148%
CIP0331	Enterprise Resource Planning Software Replacement	6.3	-	6.3	0.8	13%
CIP0342	Information Technology Hardware State of Good Repair	23.6	-	23.6	13.0	55%
CIP0343	Information Technology Software State of Good Repair	33.9	-	33.9	19.1	56%
CIP0344	IT Program Management Support	1.8	-	1.8	0.7	41%

TABLE 2: CAPITAL PROGRAM FINANCIALS AND ADJUSTMENTS (CONTINUED)

Dollar amounts are in millions. Numbers may not sum due to rounding.

CIP	PROJECT NAME	FY2022 ORIGINAL BUDGET	BUDGET ADJUSTMENTS	FY2022 CURRENT BUDGET	FY2022 YTD ACTUALS	YTD % BUDGET EXPENDED
CIP0354	ePerformance and eCompensation Upgrades	6.6	(2.7)	3.9	0.3	8%
CIP0357	Cybersecurity Legacy Software Improvements	-	0.5	0.5	5.9	1173%
CIP0358	Business Systems State of Good Repair	-	-	-	4.3	
CIP0359	Enterprise Technology Platforms State of Good Repair	-	-	-	1.5	
CIP0360	Transit Systems State of Good Repair	-	-	-	4.6	
CIP8029	D&E Information Technology Improvements	12.3	4.6	17.0	6.7	40%
CIP8030	Future Information Technology Projects	-	0.3	0.3	-	0%
Information Technology		136.4	5.5	141.9	120.8	85%
CIP0102	Police District III Substation	7.3	(1.0)	6.3	0.8	12%
CIP0127	Transit Police Support Equipment	0.5	-	0.5	0.5	100%
CIP8031	D&E Metro Transit Police Improvements	0.3	-	0.3	-	0%
MTPD		8.1	(1.0)	7.0	1.3	18%
CIP0009	Service Vehicle Acquisition Program	12.4	-	12.4	3.9	31%
CIP0010	Environmental Compliance Program	2.9	-	2.9	2.8	95%
CIP0029	Warehouse Vertical Store Unit	-	0.1	0.1	-	0%
CIP0030	Currency Processing Machines	-	0.2	0.2	0.1	90%
CIP0033	Revenue Facility Equipment Replacement	0.4	-	0.4	-	0%
CIP0034	Revenue Collection Facility Rehabilitation	2.1	-	2.1	0.5	23%
CIP0036	Procurement Program Support	1.9	-	1.9	5.9	306%
CIP0039	System Planning and Development	3.4	0.4	3.8	2.8	73%
CIP0099	Joint Development Program Support	-	2.1	2.1	1.7	83%
CIP0101	Internal Compliance Capital Management Support	1.0	-	1.0	0.6	56%
CIP0131	Capital Program Financing Support	1.9	-	1.9	0.6	31%
CIP0150	Support Facility Fire System Rehabilitation	0.5	-	0.5	1.4	285%
CIP0170	Facility Roof Rehabilitation and Replacement	11.8	3.6	15.4	9.4	61%
CIP0197	Support Facility Improvements	0.0	2.4	2.5	1.0	40%
CIP0212	Sustainability/Resiliency Program	3.0	-	3.0	1.9	65%
CIP0213	Capital Program Development Support	17.5	1.5	19.0	26.8	141%
CIP0231	Good Luck Road Facility	0.9	-	0.9	3.1	354%
CIP0270	Capital Delivery Program Support	35.4	-	35.4	33.6	95%
CIP0273	Support Facility Rehabilitation	3.3	1.6	4.9	5.4	110%
CIP0277	Supply Chain Modernization	0.5	-	0.5	0.3	64%
CIP0324	Capital Program Financial Support	3.4	-	3.4	0.2	5%
CIP0335	Office Consolidation - District of Columbia	56.6	30.7	87.3	63.3	73%
CIP0336	Facility Energy Management Upgrades	0.2	-	0.2	0.2	86%

TABLE 2: CAPITAL PROGRAM FINANCIALS AND ADJUSTMENTS (CONTINUED)

Dollar amounts are in millions. Numbers may not sum due to rounding.

CIP	PROJECT NAME	FY2022 ORIGINAL BUDGET	BUDGET ADJUSTMENTS	FY2022 CURRENT BUDGET	FY2022 YTD ACTUALS	YTD % BUDGET EXPENDED
CIP0337	Office Consolidation - Virginia	145.5	-	145.5	117.4	81%
CIP0338	Office Consolidation - Maryland	92.8	-	92.8	135.3	146%
CIP0347	Accounting Capital Program Support	-	-	-	1.3	
CIP0373	Operations Control Center Improvements and Relocations	-	12.0	12.0	4.9	41%
CRB0005	Planning Support for the District of Columbia	1.0	-	1.0	1.2	118%
CRB0009	Planning Support for Maryland Jurisdictions	1.0	-	1.0	1.2	121%
CRB0018	Planning Support for Virginia Jurisdictions	1.0	-	1.0	0.7	73%
CIP8033	D&E Support Equipment Improvements	1.6	-	1.6	0.0	3%
CIP8034	Future Support Equipment Projects	0.3	-	0.3	-	0%
SCOVID	COVID-19 IT: Equipment & Services	-	-	-	0.1	
Support Equipment/Services		402.4	54.6	456.9	427.5	94%
Business and Operations Support Investments		546.8	59.0	605.8	549.6	91%
Total Capital Program		2,590.9	-	2,590.9	2,048.2	79%

TABLE 3: SOURCE OF FUNDS (BUDGETED VS. YTD SPEND)

Dollar amounts are expressed in millions.

Funding Source	FY2022 CURRENT BUDGET	FY2022 YTD SPEND
Federal Formula	\$324.7	\$247.6
Federal PRIIA	\$148.5	\$135.2
Other Federal Grants	\$15.7	\$5.0
Total Federal	\$488.9	\$387.8
Match & System Performance	\$276.4	\$250.0
PRIIA/RSI Match	\$148.5	\$135.2
Dedicated Funding	\$500.0	\$474.9
Congestion Mitigation and Air Quality (CMAQ) Match	\$1.0	\$1.1
Jurisdictional Reimbursable	\$169.5	\$141.4
Total Jurisdictional	\$1,095.5	\$1,002.6
Debt	\$1,023.5	\$665.8
Net Accruals		-\$10.6
Total¹	\$2,607.9	\$2,045.7

1. Budget total includes \$17.0 million for revenue loss from capital projects.

TABLE 4: CAPITAL PROGRAM CASH EXPENDITURES BY FUND SOURCE

CIP	PROJECT NAME	FY2022 CURRENT BUDGET	FY2022 ACTUALS ¹	FORMULA ²	PRIIA ²	OTHER FEDERAL ²	SYSTEM PERFORMANCE	REIMBURSABLE/ PLANNING/ OTHER	DEBT	DISTRICT OF COLUMBIA DED. FUND.	STATE OF MARYLAND DED. FUND.	COMMONWEALTH OF VIRGINIA NONRESTRICTED DED. FUND.	COMMONWEALTH OF VIRGINIA RESTRICTED DED. FUND.	NET ACCRUALS ³
CIP0059	8000-Series Railcars	30,996,000	6,103,151	-	-	-	-	-	29,904,197	934,654	874,438	623,728	185,258	(26,419,123)
CIP0256	7000-Series Railcars	54,371,000	55,228,142	-	956	-	13,111,992	-	-	14,856,972	13,899,801	9,914,595	2,944,802	499,025
CRB0019	19 Silver Line Phase 1 Railcars	2,175,000	-	-	-	-	-	-	-	-	-	-	-	-
Acquisition		87,542,000	61,331,293	-	956	-	13,111,992	-	29,904,197	15,791,626	14,774,238	10,538,323	3,130,060	(25,920,098)
CIP0063	Rail Vehicle Scheduled Maintenance Program	64,764,636	82,442,277	-	40,213,144	-	68,273	-	-	14,855,632	13,898,547	9,913,700	2,944,536	548,445
CIP0067	Rail Vehicle Safety & Reliability Improvements	3,050,000	1,576,268	-	15,879	113,172	688,709	-	10,431	379,696	355,234	253,385	75,260	(315,498)
CIP0142	Rail Vehicle Preventive Maintenance	59,000,000	58,094,520	58,094,520	-	-	-	-	-	-	-	-	-	0
Maintenance/Overhaul		126,814,636	142,113,065	58,094,520	40,229,023	113,172	756,981	-	10,431	15,235,329	14,253,781	10,167,085	3,019,796	232,947
CIP0204	Railcar Rooftop Access Platform	2,573,000	4,576,812	-	-	-	79,582	-	-	1,521,132	1,423,132	1,015,107	301,504	236,356
CIP0225	Heavy Repair and Overhaul Facility	75,300,000	20,800,169	5,719,576	-	-	(36,960)	-	11,257,031	1,120,890	1,048,676	748,010	222,172	720,774
CIP0279	Railyard Shop Equipment Replacement	900,000	156,188	-	-	-	-	-	-	51,250	47,948	34,201	10,158	12,159
CIP0283	Railcar Maintenance Facilities State of Good Repair	3,259,000	6,298,106	-	-	-	472	68,414	-	2,279,159	2,132,323	1,520,965	451,752	(154,508)
CIP0284	Railyard Facility and Site Rehabilitation	2,140,000	536,336	-	-	-	86,528	-	-	173,933	162,727	116,072	34,475	(37,399)
Maintenance Facilities							34,365	-	11,257,031	5,146,364	4,814,806	3,434,355	1,020,061	739,882
Railcar and Railcar Facilities Investments		282,579,636	322,155,378	63,814,097	40,229,980	113,172	13,903,338	-	41,171,658	36,173,319	33,842,825	24,139,763	7,169,917	(24,947,270)
				5,719,576										
CIP0076	Rail System Power Upgrades	25,700,000	34,642,218	-	-	-	706,258	2,333,247	22,359,365	3,554,397	3,325,403	2,371,978	704,517	(712,949)
CIP0253	Traction Power State of Good Repair	46,254,324	49,398,510	23,437,375	-	-	1,375,439	-	3,542,418	4,990,866	4,669,326	3,330,585	989,240	7,063,260
CIP0286	Power Generator Replacement	725,000	274,885	-	-	-	16,474	-	-	29,994	28,062	20,016	5,945	174,394
CIP8007	D&E Electrical Improvements	964,000	365,079	-	-	-	129,819	-	-	-	-	-	-	235,260
Power		73,643,324	84,680,692	23,437,375	-	-	2,227,990	2,333,247	25,901,783	8,575,258	8,022,790	5,722,580	1,699,703	6,759,966
CIP0133	Train Detection and Warning System	85,000	3,948,897	-	-	-	621,605	-	-	1,119,414	1,047,295	747,025	221,879	191,679
CIP0136	Radio Infrastructure Replacement	47,801,543	44,470,362	543,965	28,194,098	-	9,357,289	(139,500)	1,381,677	2,226,184	2,082,761	1,485,613	441,252	(1,102,979)
CIP0139	Safety Audit Recommendations	6,780,000	1,548,996	-	101,317	-	133	-	-	535,530	501,028	357,378	106,147	(52,538)
CIP0251	Automatic Train Control State of Good Repair	57,160,000	33,976,966	-	15,046,093	-	545,228	-	2,811,572	5,547,773	5,190,353	3,702,229	1,099,625	34,092
CIP0257	Emergency Trip Station (ETS) Rehabilitation	3,500,000	88,774	-	-	-	25,956	-	-	37,023	34,638	24,707	7,338	(40,888)
CIP0332	Fiber Optic Cable Installation	23,837,000	25,545,966	-	-	-	847,198	-	8,301,680	2,653,321	2,482,379	1,770,657	525,915	8,964,816
CIP8009	D&E ATC & Communications Improvements	-	38,133	-	-	-	37,651	-	-	-	-	-	-	481
Signals & Communications		139,163,543	109,602,957	543,965	43,341,509	-	11,435,061	(139,500)	12,494,929	12,119,245	11,338,453	8,087,610	2,402,157	7,979,528
Rail Systems Investments		212,806,867	194,283,648	23,981,339	43,341,509	-	13,663,051	2,193,747	38,396,713	20,694,503	19,361,244	13,810,190	4,101,859	14,739,494
CIP0024	Track Rehabilitation Program	77,288,441	76,164,695	56,329,634	-	-	9,068,622	-	477,986	3,335,720	3,120,813	2,226,046	661,173	944,700
CIP0025	Roadway Equipment and Vehicle Program	12,578,000	6,367,351	-	-	-	6,460	-	381,453	2,118,229	1,981,761	1,413,571	419,854	46,023
CIP0065	Track Geometry Vehicle	-	626,000	-	-	-	-	-	-	223,482	209,084	149,138	44,296	-
CIP0246	General Engineering	11,105,000	16,300,772	-	-	-	3,353,052	-	-	3,673,089	3,436,448	2,451,185	728,043	2,658,954
CIP0247	Emergency Construction and Emerging Needs Program	60,952,000	4,743,618	-	-	-	700,793	-	-	1,293,675	1,210,329	863,316	256,419	419,086
CIP0261	Rail Tunnel Lighting Replacement	1,500,000	3,720,718	-	-	-	1,111,223	-	90,517	884,578	827,588	590,311	175,332	41,168
CIP8011	D&E Fixed Rail Improvements	3,000,000	538,588	-	-	-	557,555	-	-	-	-	-	-	(18,967)
Fixed Rail		166,423,441	108,461,744	56,329,634	-	-	14,797,706	-	949,956	11,528,773	10,786,023	7,693,567	2,285,119	4,090,965
CIP0022	Track Structural Rehabilitation	-	29,191	-	-	-	12,278	-	-	4,263	3,988	2,845	845	4,972
CIP0262	Tunnel Water Leak Mitigation	8,000,000	4,784,006	-	-	-	167,644	-	1,615,693	409,201	382,838	273,075	81,108	1,854,446
CIP0291	Tunnel Ventilation Improvements	2,400,000	353,162	-	-	-	12,497	-	52,853	132,056	123,548	88,126	26,175	(82,093)
CIP0294	Bridge Rehabilitation Program	3,500,000	1,126,179	-	-	-	-	-	1,902,992	384,245	359,489	256,420	76,161	(1,853,129)
CIP0356	Tunnel Ventilation Improvements - Red Line Pilot	29,600,000	19,388,091	-	-	-	2,966,851	-	3,673,502	4,657,795	4,357,713	3,108,315	923,222	(299,306)
CIP8013	D&E Track Structures Improvements	2,350,000	2,112,678	-	-	-	1,963,638	-	-	-	-	-	-	149,039
CIP8014	Future Track and Structures Improvements	-	40,773	-	-	-	31,093	-	-	-	-	-	-	9,680
CIP0348	Structural Rehabilitation - Package A	87,700,000	51,024,298	-	-	-	124,634	-	22,623,547	10,068,378	9,419,715	6,718,993	1,995,654	73,376
CIP0349	Yellow Line Tunnel and Bridge Rehabilitation	35,348,850	25,411,672	-	-	-	359,940	-	7,181,650	2,606,024	2,438,128	1,739,094	516,540	10,570,295
CIP0370	Structural Rehabilitation - Package B	2,000,000	263,958	-	-	-	-	-	228,266	-	-	-	-	35,692
Structures		170,898,850	104,533,240	-	-	-	5,638,577	-	37,278,504	18,261,693	17,085,170	12,186,688	3,619,652	10,462,956
Track and Structures Rehabilitation Investments		337,322,291	212,994,983	56,329,634	-	-	20,436,283	-	38,228,460	29,790,467	27,871,193	19,880,255	5,904,771	14,553,921

Note: All figures are preliminary and unaudited



TABLE 4: CAPITAL PROGRAM CASH EXPENDITURES BY FUND SOURCE (CONTINUED)

CIP	PROJECT NAME	FY2022 CURRENT BUDGET	FY2022 ACTUALS ¹	FORMULA ²	PRIIA ²	OTHER FEDERAL ²	SYSTEM PERFORMANCE	REIMBURSABLE/ PLANNING/ OTHER	DEBT	DISTRICT OF COLUMBIA DED. FUND.	STATE OF MARYLAND DED. FUND.	COMMONWEALTH OF VIRGINIA NONRESTRICTED DED. FUND.	COMMONWEALTH OF VIRGINIA RESTRICTED DED. FUND.	NET ACCRUALS ³
CIP0035	Bicycle and Pedestrian Facility Rehabilitation	3,340,000	388,381	-	-	-	407,380	-	-	6,249	5,846	4,170	1,239	(36,503)
CIP0087	Station and Facility Restoration Program	14,366,736	12,149,834	-	-	-	2,667,484	-	226,532	3,269,935	3,059,267	2,182,146	648,134	96,336
CIP0088	Station Entrance Canopy Installation	4,156,000	7,222,255	5,228,133	-	-	487,122	-	-	297,931	278,736	198,820	59,053	672,460
CIP0152	Parking Garage and Surface Lot Rehabilitation	21,710,000	12,977,844	8,442,588	-	-	1,886,330	-	228,584	800,184	748,631	533,992	158,605	178,930
CIP0218	Metrorail Station Improvements	-	21,851	-	-	-	10,031	-	-	38,432	35,956	25,647	7,618	(95,832)
CIP0271	Metrorail Station Emergency Gates Replacement	150,000	237,769	-	-	119,500	39,084	-	-	21,791	20,387	14,542	4,319	18,147
CIP0274	Grosvenor Parking Garage Joint Development	-	1,521,435	-	-	-	4,370	-	-	553,357	517,707	369,275	109,681	(32,955)
CIP0297	Union Station Improvements	7,300,000	497,229	-	-	-	24,843	-	-	215,608	201,717	143,883	42,736	(131,557)
CIP0302	Huntington Station Parking Garage Demolition	1,260,000	399,818	-	-	-	12,899	-	-	154,351	144,407	103,004	30,594	(45,435)
CIP0305	Rail Passenger Facility State of Good Repair Program	-	73,207	-	-	-	-	-	-	25,887	24,220	17,276	5,131	413
CIP0306	Station Platform Rehabilitation - Phase 1	-	174,907	-	-	-	282,048	-	368,796	(3,025)	(2,830)	(2,018)	(600)	(212,465)
CIP0307	Station Platform Rehabilitation - Phase 2	3,100,000	(223,393)	-	-	-	12,022	-	1,241,041	4,776	4,468	3,187	-	(1,489,835)
CIP0308	Station Platform Rehabilitation - Phase 3	144,800,000	130,291,874	-	128,850,697	-	48,845	-	38,079,356	725,172	678,452	483,933	143,736	(38,718,317)
CIP0309	Huntington Station Additional	-	3,429	-	-	-	-	-	-	1,224	1,145	817	243	(0)
CIP0310	Station Platform Rehabilitation - Phase 4	220,300,000	154,518,682	-	-	-	7,912	-	134,867,357	619,594	579,676	413,478	122,810	17,907,855
CIP0345	Shady Grove Stairway	-	518,283	-	-	-	24,802	-	41,634	130,270	121,877	86,934	25,821	86,945
CIP0352	Rail Station Platform Canopy Rehabilitation Program	2,350,000	1,915,607	-	-	-	1,116,468	-	60,462	186,779	174,745	124,644	37,021	215,487
CIP0374	Solar Site Improvements	4,640,000	2,154,619	-	-	-	-	-	2,057,306	358	335	239	71	96,308
CRB0013	Potomac Yard Station Construction	149,500,000	95,815,264	-	-	-	-	111,329,043	-	-	-	-	-	(15,513,779)
CRB0020	Silver Line Phase 2 Construction Support	10,776,000	19,544,356	-	-	-	-	21,387,033	-	-	-	-	-	(1,842,677)
CRB0127	Purple Line Construction Support	4,068,000	3,673,085	-	-	-	-	3,744,805	-	-	-	-	-	(71,720)
CRB0133	Union Station Entrance Improvements	-	39,120	-	-	-	-	38,426	-	-	-	-	-	694
CRB0136	McClean Station - New Entrance	200,000	17,059	-	-	-	-	16,758	-	-	-	-	-	301
CIP8015	D&E Rail Station Improvements	700,000	844,728	-	-	-	611,012	-	-	85,420	79,917	57,004	16,931	(5,556)
Platforms & Structures		592,716,736	444,777,243	13,670,721	128,850,697	119,500	7,391,607	136,516,065	177,171,068	- 7,134,292	6,674,660	4,760,971	1,414,089	(38,926,428)
CIP0072	Elevator Rehabilitation Program	9,000,000	3,234,959	-	3,088,327	-	9,134	-	-	154,676	144,711	103,221	30,658	(295,767)
CIP0073	Escalator Rehabilitation Program	19,643,917	18,734,441	-	17,656,466	-	195,077	-	-	671,348	628,096	448,015	133,068	(997,628)
CIP0132	Escalator and Elevator Overhaul Program	6,630,000	7,063,555	-	-	-	13,338	-	1,249,563	2,059,483	1,926,799	1,374,367	408,210	31,795
CIP0185	Escalator Replacement	26,360,000	38,326,743	-	37,227,185	-	8,077	-	11,122	402,845	376,891	268,833	79,848	(48,058)
Vertical Transportation		61,633,917	67,359,699	-	57,971,978	-	225,626	-	1,260,685	3,288,351	3,076,497	2,194,436	651,784	(1,309,658)
CIP0074	Parking Access and Collection Equipment Maintenance	-	23,363	-	-	-	-	-	-	10,112	9,461	6,748	2,004	(4,963)
CIP0145	Facility Security Monitoring Equipment Program	7,565,000	11,488,439	-	-	-	474,590	-	-	3,822,011	3,575,775	2,550,566	757,561	307,936
CIP0151	Rail Station Cooling Rehabilitation Program	10,234,000	3,941,162	201,677	-	-	3,080,627	-	-	234,595	219,481	156,554	46,499	1,728
CIP0219	Rail Station Lighting Improvements	26,055,000	2,991,720	1,088,937	-	-	229,821	-	2,402	838,808	784,767	559,767	166,260	(679,040)
CIP0241	Flood Resiliency Infrastructure Upgrades	688,000	1,060,997	-	-	-	568,332	-	-	132,965	124,399	88,732	26,355	120,214
CIP0242	Rail System Drainage Rehabilitation Program	15,100,000	8,399,599	-	-	403,979	430,114	-	-	2,371,050	2,218,293	1,582,287	469,966	923,911
CIP0252	Low Voltage Power State of Good Repair	35,978,969	30,511,807	19,338,288	-	-	2,771,127	-	79,005	2,930,839	2,742,018	1,955,855	580,922	113,753
CIP0255	Fare Collection Modernization	56,855,000	74,704,059	8,575,032	-	-	5,505,677	-	12,922,855	17,234,490	16,124,145	11,501,198	3,416,050	(575,386)
CIP0258	Station And Tunnel Fire Alarm Rehabilitation	7,118,000	1,823,974	-	(48,618)	-	64,566	-	121,074	630,829	590,188	420,975	125,037	(80,077)
CIP0272	Digital Display and Wayfinding Improvements	6,854,000	2,071,495	-	-	-	-	-	-	1,247,173	1,166,823	832,284	247,202	(1,421,987)
CIP0276	Art in Transit and Station Commercialization Program	710,000	326,520	-	-	-	305,368	-	-	7,173	6,711	4,787	1,422	1,060

Note: All figures are preliminary and unaudited



TABLE 4: CAPITAL PROGRAM CASH EXPENDITURES BY FUND SOURCE (CONTINUED)

CIP	PROJECT NAME	FY2022 CURRENT BUDGET	FY2022 ACTUALS ¹	FORMULA ²	PRIIA ²	OTHER FEDERAL ²	SYSTEM PERFORMANCE	REIMBURSABLE/ PLANNING/ OTHER	DEBT	DISTRICT OF COLUMBIA DED. FUND.	STATE OF MARYLAND DED. FUND.	COMMONWEALTH OF VIRGINIA - NONRESTRICTED DED. FUND.	COMMONWEALTH OF VIRGINIA - RESTRICTED DED. FUND.	NET ACCRUALS ³
CIP0341	Rail System Standpipe Replacement Program	8,100,000	8,925,271	-	-	-	386,107	-	3,214,987	2,059,262	1,926,592	1,374,220	408,166	(444,063)
CIP8019	D&E Passenger Facility Improvements	9,500,000	578,938	-	-	-	578,938	-	-	-	-	-	-	-
Station Systems		184,757,969	146,847,344	29,203,933	(48,618)	403,979	14,395,267	-	16,340,322	31,519,308	29,488,652	21,033,973	6,247,445	(1,736,916)
Stations and Passenger Facilities Investments		839,108,622	658,984,286	42,874,655	186,774,057	523,479	22,012,499	136,516,065	194,772,075	41,941,952	39,239,809	27,989,380	8,313,318	(41,973,002)
CIP0006	Bus Fleet Acquisition Program	65,000,000	64,996,873	59,270,157	-	5,606,444	945,592	-	-	231,708	216,780	154,627	45,927	(1,474,362)
CIP0015	MetroAccess Fleet Acquisition	16,008,400	1,383,827	1,061,461	-	-	335	-	-	738,758	691,163	493,000	146,429	(1,747,318)
CIP0355	Zero Emission Bus Acquisition and Evaluation	4,500,000	1,974,455	167,640	-	-	504,784	-	-	399,822	374,063	266,815	79,249	182,082
CIP8021	D&E Bus & Paratransit Improvements	250,000	23,525	-	-	-	96,896	-	-	32	29	21	6	(73,460)
Acquisition		85,758,400	68,378,680	60,499,258	-	5,606,444	1,547,607	-	-	1,370,319	1,282,035	914,463	271,611	(3,113,057)
CIP0002	Bus Onboard Location Equipment and Software Program	4,000,000	-	-	-	-	-	-	-	-	-	-	-	-
CIP0004	Bus Maintenance Facility and Equipment State of Good Repair Program	2,500,000	853,268	-	-	-	2,397	-	-	285,394	267,007	190,454	56,568	51,448
CIP0005	Bus Vehicle Rehabilitation Program	66,398,251	53,050,238	33,343,196	-	-	5,807,614	-	35,282	5,019,001	4,695,648	3,349,361	994,817	(194,682)
CIP0007	Bus Closed Circuit Television Replacement Program	9,000,000	677,310	-	-	-	-	-	-	241,800	226,222	161,362	47,927	-
CIP0143	Bus Vehicle Preventive Maintenance	1,000,000	1,002,411	1,002,411	-	-	-	-	-	-	-	-	-	-
Maintenance/Overhaul		82,898,251	55,583,227	34,345,607	-	-	5,810,011	-	35,282	5,546,195	5,188,877	3,701,176	1,099,312	(143,233)
CIP0311	Bladensburg Bus Garage Replacement	58,700,000	31,188,514	6,307,591	-	-	599,222	-	12,678,114	1,645,644	1,539,622	1,098,198	326,183	6,993,940
CIP0312	Four Mile Run Bus Garage Rehabilitation	4,500,000	4,365	-	-	-	-	-	-	1,558	1,458	1,040	309	-
CIP0315	Northern Bus Garage Replacement	17,020,000	18,291,685	13,258,871	-	-	603,006	-	6,310,505	805,227	753,349	537,357	159,604	(4,136,234)
CIP0319	Bus Maintenance Facility State of Good Repair Program	750,000	641,525	-	-	-	642,386	-	-	-	-	-	-	(861)
CIP8025	D&E Bus Maintenance Facility Improvements	-	26,797	-	-	-	-	-	-	-	-	-	-	26,797
Maintenance Facilities		81,970,000	50,182,348	19,566,461	-	-	1,845,996	-	18,988,619	2,462,454	2,303,808	1,643,284	488,083	2,883,643
CIP0220	Bus Planning Studies Program	1,600,000	839,299	-	-	-	978,788	-	-	-	-	-	-	(139,488)
CIP0221	Bus Customer Facility Improvements	11,649,000	4,815,969	-	-	-	654,699	-	-	1,701,730	1,592,095	1,135,626	337,300	(605,482)
CIP0254	Bus Priority Program Development	2,247,300	1,912,019	-	-	-	1,572,131	-	-	140,780	131,710	93,948	27,904	(54,454)
CIP0266	Historic Bus Loop and Facility Rehabilitation	3,331,000	3,038,982	-	-	-	466,606	154,250	785,624	664,991	622,149	443,773	131,808	(230,218)
CIP0275	New Carrollton Garage and Bus Bays	27,000,000	9,567,400	-	-	-	-	-	3,893,205	801,755	750,101	535,040	158,916	3,428,383
CIP0322	Bus Passenger Facilities Systems Future	400,000	-	-	-	-	-	-	-	-	-	-	-	-
CIP0326	Real-time Bus and Rail Data Feed Development	400,000	172,200	-	-	-	170,200	-	-	31,366	29,345	20,932	6,217	(85,860)
CRB0012	King Street Station Bus Loop	-	6,366	-	-	-	-	7,366	-	-	-	-	-	(1,000)
Passenger Facilities/Systems		46,627,300	20,352,236	-	-	-	3,842,424	161,616	4,678,830	3,340,622	3,125,400	2,229,318	662,145	2,311,881
Bus, Bus Facilities and Paratransit Investments		297,253,951	194,496,490	114,411,326	-	5,606,444	13,046,038	161,616	23,702,731	12,719,589	11,900,120	8,488,242	2,521,151	1,939,232
CIP0042	Asset Management Software Improvements	1,000,000	163,003	-	-	-	202,563	-	-	-	-	-	-	(39,560)
CIP0043	Bus and Rail Scheduling and Operations Software Improvements	2,000,000	317,502	-	-	-	279,282	-	-	15,121	14,146	10,091	2,997	(4,135)
CIP0049	Technology Improvements for Administrative Functions	-	39,993	-	-	-	38,442	-	-	23,849	22,313	15,915	4,727	(65,254)
CIP0052	Network and Communications	-	12,989	-	-	-	154,585	-	-	-	-	-	-	(141,597)
CIP0053	Network Operations Center NOC	-	3,786	-	-	-	3,695	-	-	-	-	-	-	91
CIP0054	Customer Electronic Communications & Outreach	-	157,767	-	-	-	-	-	-	113,688	106,363	75,868	22,534	(160,686)
CIP0056	Rail Service Management Software Improvements	9,594,000	4,353,135	-	-	-	4,531,974	-	-	-	-	-	-	(178,839)
CIP0259	Employee Timekeeping System	2,833,000	2,437,154	-	-	-	44,047	-	-	1,110,791	1,039,228	741,271	220,170	(718,354)
CIP0269	Asset Management Software	2,369,000	1,873,674	-	-	-	51,759	-	-	572,357	535,483	381,955	113,447	218,673
CIP0330	Information Technology Data Center	36,800,000	54,540,918	-	-	-	1,593,317	-	29,578,545	5,025,691	4,701,907	3,353,825	996,143	9,291,490
CIP0331	Enterprise Resource Planning Software Replacement	6,308,175	832,417	-	-	-	796,273	-	-	50,819	47,545	33,913	10,073	(106,206)

Note: All figures are preliminary and unaudited



TABLE 4: CAPITAL PROGRAM CASH EXPENDITURES BY FUND SOURCE (CONTINUED)

CIP	PROJECT NAME	FY2022 CURRENT BUDGET	FY2022 ACTUALS ¹	FORMULA ²	PRIIA ²	OTHER FEDERAL ²	SYSTEM PERFORMANCE	REIMBURSABLE/ PLANNING/ OTHER	DEBT	DISTRICT OF COLUMBIA DED. FUND.	STATE OF MARYLAND DED. FUND.	COMMONWEALTH OF VIRGINIA NONRESTRICTED DED. FUND.	COMMONWEALTH OF VIRGINIA RESTRICTED DED. FUND.	NET ACCRUALS ³
CIP0342	Information Technology Hardware State of Good Repair	23,561,000	12,975,026	-	-	-	1,376,826	-	-	5,785,923	5,413,160	3,861,155	1,146,828	(4,608,866)
CIP0343	Information Technology Software State of Good Repair	33,925,000	19,073,050	-	-	-	15,210,217	-	-	2,184,196	2,043,477	1,457,593	432,930	(2,255,362)
CIP0344	IT Program Management Support	1,800,000	734,665	-	-	-	827,268	-	-	-	-	-	-	(92,604)
CIP0354	ePerformance and eCompensation Upgrades	3,917,000	297,567	-	-	-	1,892	-	-	105,556	98,755	70,441	20,922	0
CIP0357	Cybersecurity Legacy Software Improvements	500,000	5,863,493	-	-	-	5,005,805	-	-	302,688	283,187	201,995	59,996	9,822
CIP0358	Business Systems State of Good Repair	-	4,335,957	-	-	-	3,251,968	-	-	-	-	-	-	1,083,989
CIP0359	Enterprise Technology Platforms State of Good Repair	-	1,514,564	-	-	-	1,135,923	-	-	-	-	-	-	378,641
CIP0360	Transit Systems State of Good Repair	-	4,595,229	-	-	-	3,738,463	-	-	-	-	-	-	856,766
CIP8029	D&E Information Technology Improvements	16,955,000	6,701,824	-	-	-	6,585,869	-	-	-	-	-	-	115,954
CIP8030	Future Information Technology Projects	324,000	-	-	-	-	-	-	-	-	-	-	-	-
Information Technology		141,886,175	120,823,710	-	-	-	44,830,167	-	29,578,545	15,290,679	14,305,565	10,204,023	3,030,767	3,583,964
CIP0102	Police District III Substation	-	-	-	-	-	5,279	-	-	266,925	249,728	178,129	52,907	19,124
CIP0127	Transit Police Support Equipment	500,000	499,451	-	-	-	2,134	-	-	122,002	114,142	81,416	24,182	155,574
CIP8031	D&E Metro Transit Police Improvements	6,267,000	772,091	-	-	-	-	-	-	-	-	-	-	-
CIP8032	Future Metro Transit Police Projects	-	1,764	-	-	-	1,764	-	-	-	-	-	-	0
MTPD		7,017,000	1,273,833	-	-	-	10,353	-	-	388,927	363,870	259,545	77,089	174,049
CIP0009	Service Vehicle Acquisition Program	12,400,000	3,850,672	-	-	-	211,186	-	-	2,325,025	2,175,233	1,551,573	460,843	(2,873,187)
CIP0010	Environmental Compliance Program	2,919,000	2,783,254	-	-	-	2,920,242	-	-	(78,202)	(73,164)	(52,187)	(15,501)	82,067
CIP0029	Warehouse Vertical Store Unit	75,000	-	-	-	-	-	-	-	-	-	-	-	-
CIP0030	Currency Processing Machines	150,000	135,000	-	-	-	135,000	-	-	-	-	-	-	-
CIP0033	Revenue Facility Equipment Replacement	410,000	-	-	-	-	-	-	-	-	-	-	-	-
CIP0034	Revenue Collection Facility Rehabilitation	2,080,000	476,530	-	-	-	93,813	-	-	-	-	-	-	382,718
CIP0036	Procurement Program Support	1,940,000	5,928,784	-	-	-	4,233,924	-	-	528,012	493,995	352,362	104,657	215,834
CIP0039	System Planning and Development	3,837,000	2,784,592	-	-	-	2,805,273	-	-	-	-	-	-	(20,681)
CIP0099	Joint Development Program Support	2,080,000	1,735,137	-	-	-	387,418	-	-	306,725	286,964	204,689	60,796	488,545
CIP0101	Internal Compliance Capital Management Support	1,000,000	557,535	-	-	-	718,407	-	-	-	-	-	-	(160,872)
CIP0131	Capital Program Financing Support	1,900,000	593,495	-	-	-	40,093	-	-	197,565	184,836	131,842	39,159	-
CIP0150	Support Facility Fire System Rehabilitation	500,000	1,367,112	-	-	-	161,294	-	-	445,898	417,170	297,564	88,381	(43,196)
CIP0170	Facility Roof Rehabilitation and Replacement	15,426,000	9,387,010	8,105,939	-	-	296,522	-	-	280,395	262,330	187,118	55,577	199,128
CIP0197	Support Facility Improvements	2,465,000	989,752	-	-	-	363,727	-	-	87,215	81,596	58,202	17,287	381,726
CIP0212	Sustainability/Resiliency Program	3,000,000	1,949,440	-	-	-	69,399	-	-	684,706	640,594	456,929	135,716	(37,903)
CIP0213	Capital Program Development Support	19,025,000	26,812,701	-	-	-	10,039,085	-	765,610	5,217,400	4,881,265	3,481,760	1,034,141	1,393,440
CIP0231	Good Luck Road Facility	862,000	3,054,496	-	-	-	416,559	-	-	824,602	771,476	550,287	163,444	328,128
CIP0270	Capital Delivery Program Support	35,408,000	33,432,129	-	-	-	32,610,725	-	66,800	(973,048)	(910,359)	(649,350)	(192,868)	3,480,229
CIP0273	Support Facility Rehabilitation	4,910,000	5,336,379	-	-	-	785,044	-	-	1,519,566	1,421,667	1,014,062	301,193	294,847
CIP0277	Supply Chain Modernization	500,000	319,017	-	-	-	8,100	-	-	110,997	103,846	74,073	22,001	-
CIP0324	Capital Program Financial Support	3,355,000	161,021	-	-	-	156,851	-	-	1,489	1,393	994	295	-
CIP0335	Office Consolidation - District of Columbia	87,291,000	63,290,932	-	-	-	104,080	-	65,750,454	9,478	8,868	6,325	1,879	(2,590,152)
CIP0336	Facility Energy Management Upgrades	190,000	163,904	-	-	-	163,904	-	-	-	-	-	-	-
CIP0337	Office Consolidation - Virginia	145,533,000	117,410,764	-	-	-	1,408	-	106,603,116	5,304	4,962	3,539	1,051	10,791,382
CIP0338	Office Consolidation - Maryland	92,780,000	135,295,352	-	-	-	2,774	-	126,772,324	5,234	4,897	3,493	1,038	8,505,592
CIP0347	Accounting Capital Program Support	-	1,263,316	-	-	-	989,708	-	-	97,678	91,385	65,184	19,361	0
CIP0373	Operations Control Center Improvements and Relocations	12,000,000	4,873,327	-	-	-	2,239,279	-	-	854,962	799,881	570,547	169,462	239,195
CRB0005	Planning Support for the District of Columbia	1,000,000	1,179,438	-	-	-	-	988,480	-	-	-	-	-	190,958

Note: All figures are preliminary and unaudited



TABLE 4: CAPITAL PROGRAM CASH EXPENDITURES BY FUND SOURCE (CONTINUED)

CIP	PROJECT NAME	FY2022 CURRENT BUDGET	FY2022 ACTUALS ¹	FORMULA ²	PRIIA ²	OTHER FEDERAL ²	SYSTEM PERFORMANCE	REIMBURSABLE/ PLANNING/ OTHER	DEBT	DISTRICT OF COLUMBIA DED. FUND.	STATE OF MARYLAND DED. FUND.	COMMONWEALTH OF VIRGINIA - NONRESTRICTED DED. FUND.	COMMONWEALTH OF VIRGINIA - RESTRICTED DED. FUND.	NET ACCRUALS ³
CRB0009	Planning Support for Maryland Jurisdictions	1,000,000	1,214,480	-	-	-	-	904,867	-	-	-	-	-	309,614
CRB0018	Planning Support for Virginia Jurisdictions	1,000,000	725,265	-	-	-	-	599,338	-	-	-	-	-	125,927
CIP8033	D&E Support Equipment Improvements	1,647,000	47,481	-	-	-	155,720	-	-	32,758	30,648	21,861	6,493	(200,000)
CIP8034	Future Support Equipment Projects	250,000	-	-	-	-	-	-	-	-	-	-	-	-
SCOVID-19_06	COVID-19 IT: Equipment & Services	-	83,212	-	-	-	-	-	-	68,723	64,295	45,861	13,621	(109,288)
Support Equipment/Services		456,933,000	427,201,529	8,105,939	-	-	60,109,533	2,492,684	299,958,304	12,552,483	11,743,780	8,376,726	2,488,029	21,374,051
Business and Operations Support Investments		605,836,175	549,299,072	8,105,939	-	-	104,950,053	2,492,684	329,536,849	28,232,089	26,413,215	18,840,293	5,595,885	25,132,064
Total Capital Program⁴		2,590,856,542	2,045,669,278	309,516,990	270,345,546	6,243,094	188,011,262	141,364,112	665,808,486	169,551,919	158,628,406	113,148,122	33,606,900	(10,555,560)

1. Negative expenditures can be attributed to corrections to payroll or invoice expenses related to prior fiscal years.

2. Formula, PRIIA, and Other Federal columns include local match contributions.

3. Accruals are not assigned a fund source in the funds management system.

4. FY2022 Actuals presented in this table are approximately \$2.57 million less than the total shown in the Narrative Section, Table 1, and Table 2 of this report due expenses with unlabeled activities. Once identified, they will be assigned a fund source.

TABLE 5: RECEIPT AND UTILIZATION OF JURISDICTIONAL CONTRIBUTIONS

JURISDICTION	FY2022 BUDGETED ALLOCATION	Q4 CAPITAL CONTRIBUTION BILLED ¹	Q4 CAPITAL CONTRIBUTION PAID ¹	YTD CAPITAL CONTRIBUTION BILLED ¹	YTD CAPITAL CONTRIBUTION PAID ¹	YTD UTILIZATION OF JURISDICTION CAPITAL CONTRIBUTION
District of Columbia	\$99,663,709	\$26,410,884	\$26,410,884	\$99,663,709	\$99,663,709	\$90,149,352
Montgomery County	\$46,334,910	\$12,278,752	\$12,278,752	\$46,334,910	\$46,334,910	\$41,911,566
Prince George's County	\$47,477,330	\$12,581,493	\$12,581,493	\$47,477,331	\$47,477,331	\$42,944,926
Maryland Subtotal	\$93,812,240	\$24,860,245	\$24,860,245	\$93,812,241	\$93,812,241	\$84,856,492
City of Alexandria	\$12,599,122	\$3,338,766	\$3,338,766	\$12,599,121	\$12,599,121	\$11,396,351
Arlington County	\$22,791,984	\$6,039,876	\$6,039,876	\$22,791,984	\$22,791,984	\$20,616,156
City of Fairfax	\$713,407	\$189,053	\$189,053	\$713,407	\$713,407	\$645,302
Fairfax County	\$40,600,208	\$10,759,054	\$10,759,054	\$40,600,208	\$40,600,208	\$36,724,325
City of Falls Church	\$776,099	\$205,666	\$205,666	\$776,099	\$776,099	\$702,009
Loudon County	\$5,471,946	\$2,845,412	\$2,845,412	\$5,471,946	\$5,471,946	\$4,949,569
Virginia Subtotal	\$82,952,765	\$23,377,827	\$23,377,827	\$82,952,765	\$82,952,765	\$75,033,712
Federal Formula Match & System Performance Subtotal	\$276,428,714	\$74,648,956	\$74,648,956	\$276,428,714	\$276,428,714	\$250,039,555
District of Columbia	\$49,500,000	\$13,117,500	\$13,117,500	\$49,500,000	\$49,500,000	\$45,057,591
State of Maryland	\$49,500,000	\$13,117,500	\$13,117,500	\$49,500,000	\$49,500,000	\$45,057,591
Commonwealth of Virginia	\$49,500,000	\$13,117,500	\$13,117,500	\$49,500,000	\$49,500,000	\$45,057,591
State and Local PRIIA Subtotal	\$148,500,000	\$39,352,500	\$39,352,500	\$148,500,000	\$148,500,000	\$135,172,773
District of Columbia	\$1,000,000	\$265,000	\$265,000	\$1,000,000	\$1,000,000	\$988,480
Montgomery County	\$493,911	\$130,885	\$130,885	\$493,911	\$493,911	\$446,924
Prince George's County	\$506,089	\$134,115	\$134,115	\$506,089	\$506,089	\$457,943
Maryland Subtotal	\$1,000,000	\$265,000	\$265,000	\$1,000,000	\$1,000,000	\$904,867
City of Alexandria	\$151,883	\$40,250	\$40,250	\$151,883	\$151,883	\$91,029
Arlington County	\$274,758	\$72,810	\$72,810	\$274,758	\$274,758	\$164,673
City of Fairfax	\$8,600	\$2,279	\$2,279	\$8,600	\$8,600	\$5,154
Fairfax County	\$489,438	\$129,701	\$129,701	\$489,438	\$489,438	\$293,339
City of Falls Church	\$9,356	\$2,479	\$2,479	\$9,356	\$9,356	\$5,607
Loudon County	\$65,965	\$34,302	\$34,302	\$65,965	\$65,965	\$39,535
Virginia Subtotal	\$1,000,000	\$281,821	\$281,821	\$1,000,000	\$1,000,000	\$599,338
Project Planning Subtotal	\$3,000,000	\$811,821	\$811,821	\$3,000,000	\$3,000,000	\$2,492,684

TABLE 5: RECEIPT AND UTILIZATION OF JURISDICTIONAL CONTRIBUTIONS (CONTINUED)

JURISDICTION	FY2022 BUDGETED ALLOCATION	Q4 CAPITAL CONTRIBUTION BILLED ¹	Q4 CAPITAL CONTRIBUTION PAID ¹	YTD CAPITAL CONTRIBUTION BILLED ¹	YTD CAPITAL CONTRIBUTION PAID ¹	YTD UTILIZATION OF JURISDICTION CAPITAL CONTRIBUTION
District of Columbia²	\$178,500,000	\$89,250,000	\$89,250,000	\$178,500,000	\$178,500,000	\$169,551,919
State of Maryland	\$167,000,000	\$44,255,000	\$44,255,000	\$167,000,000	\$167,000,000	\$158,628,406
Commonwealth of Virginia - Non-Restricted	\$122,883,455	\$27,295,917	\$27,295,917	\$119,095,945	\$119,095,945	\$113,125,748
Commonwealth of Virginia - Restricted ³	\$31,616,545	\$11,329,083	\$11,329,083	\$35,404,055	\$35,404,055	\$33,629,274
Commonwealth of Virginia Subtotal⁴	\$154,500,000	\$38,625,000	\$38,625,000	\$154,500,000	\$154,500,000	\$146,755,022
Dedicated Funding Subtotal⁵	\$500,000,000	\$172,130,000	\$172,130,000	\$500,000,000	\$500,000,000	\$474,935,346
Silver Line (MWA)	\$12,951,000	\$3,432,015	\$3,432,015	\$12,951,000	\$12,951,000	\$21,387,033
Potomac Yard (City of Alexandria)	\$149,500,000	\$39,617,500	\$39,617,500	\$149,500,000	\$149,500,000	\$111,329,043
Purple Line (State of Maryland)	\$4,068,000	\$1,078,020	\$1,078,020	\$4,068,000	\$4,068,000	\$3,744,805
Congestion Mitigation and Air Quality (Commonwealth of Virginia)	\$1,016,889	\$269,475	\$269,475	\$1,016,889	\$1,016,889	\$1,121,289
Other	-	-	-	-	-	\$62,549
Reimbursable and CMAQ Total⁶	\$167,535,889	\$44,397,010	\$44,397,010	\$167,535,889	\$167,535,889	\$137,644,719
Total Jurisdictional Contributions	\$1,095,464,603	\$331,340,287	\$331,340,287	\$1,095,464,603	\$1,095,464,603	\$1,000,285,077

1. Excludes Interest credits.

2. The District of Columbia is scheduled to pay Dedicated Funding biannually in the second and fourth quarters.

3. Commonwealth of Virginia - Restricted funding represents amounts remitted from the restricted fund sources.

4. The Commonwealth of Virginia makes dedicated funding payments monthly in arrears.

5. As of 6/30/2022, dedicated funding bank balances were \$18,905,517 for DC, \$17,075,144 for MD, \$20,866,674 for VA Non-Restricted, and \$13,722,807 for VA Restricted.

6. These programs are not billed in the quarterly billing process.

TABLE 6: CAPITAL BUDGET ADJUSTMENTS

ACTION TYPE	DATE	CIP #	CIP NAME	FY2022 ACTION	OUTYEARS (FY2023-2027) ACTION	TOTAL	PRIMARY REASON FOR CHANGE	DESCRIPTION
Reprogramming	Jul-21	CIP0273	Support Facility Rehabilitation	1,610,000	360,000	1,970,000	Schedule	The schedule for the design and upgrade to LED lights in non-revenue and support facilities was delayed due to limited facility access in response to COVID-19.
Reprogramming	Jul-21	CIP0170	Facility Roof Rehabilitation and Replacement	2,586,000	830,000	3,416,000	Scope	Additional scope for the replacement of canopy skylights at the Glenmont bus bay in response to safety assessments conducted in 2020.
Reprogramming	Jul-21	CIP0247	Emergency Construction and Emerging Needs Program	(2,586,000)	(830,000)	(3,416,000)	Cost	CIP budget reprogrammed to advance newly identified needs.
Reprogramming	Jul-21	CIP0030	Currency Processing Machines	150,000		150,000	Schedule	The schedule for completing upgrades to operating software to ensure compatibility with the currency processing machine was moved to FY2022 due to delays.
Reprogramming	Jul-21	CIP0220	Bus Planning Studies Program	100,000		100,000	Cost	Additional budget for the formulation of the Annual Line Performance Report (ALPR).
Reprogramming	Jul-21	CIP0220	Bus Planning Studies Program	250,000		250,000	Schedule	The expenditure schedule for the one-year pilot for new software to track, schedule, and monitor bus bridges is shifting.
Reprogramming	Jul-21	CIP0221	Bus Customer Facility Improvement	567,000		567,000	Schedule	The expenditure schedule for customer-facing maps and service information panels for September 2021 service changes was shifted.
Reprogramming	Jul-21	CIP0354	Enterprise Resource Planning Software Upgrade	(2,677,000)	(360,000)	(3,037,000)	Scope	Reduced scope due to programmed updates to the financial system no longer advancing.
Reprogramming	Sep-21	CIP0035	Bicycle and Pedestrian Facility Rehabilitation	1,728,000	2,756,000	4,484,000	Scope	Additional scope for the replacement of bike lockers that are reaching or have surpassed useful life.
Reprogramming	Sep-21	CIP0145	Facility Security Monitoring Equipment Program				Scope	Change of scope for the replacement of the CCTV system at the NoMa Metrorail station. There is sufficient budget in this CIP to advance this work.
Reprogramming	Sep-21	CIP0221	Bus Customer Facility Improvement		640,000	640,000	Scope	Additional scope for the extension of a contract for bus scheduling software.
Reprogramming	Sep-21	CIP0257	Emergency Trip Station (ETS) Rehabilitation	500,000		500,000	Scope	Additional scope for emergency trip station telephone maintenance.
Administrative	Sep-21	CIP0357	Cyber Technology Legacy	500,000		500,000	Scope	New CIP created for cybersecurity protection of legacy systems on the WMATA network.
Reprogramming	Sep-21	CIP0322	Bus Passenger Facilities Systems Future	200,000		200,000	Scope	Additional scope for the installation of bus stop sign posts and a manager kiosk at the Ballston Metrorail station.
Reprogramming	Sep-21	CIP0024	Track Rehabilitation Program	(20,000,000)	(100,000,000)	(120,000,000)	Cost	Cost savings as a result of additional proactive work and a more efficient approach to track infrastructure maintenance.
Reprogramming	Sep-21	CIP0247	Emergency Construction and Emerging Needs Program	17,072,000	96,604,000	113,676,000	Cost	CIP budget reprogrammed to advance newly identified needs and transfer budget from identified program cost savings.
Reprogramming	Sep-21	CIP0102	Police District III Substation	(1,033,000)		(1,033,000)	Schedule	Expenditures that were scheduled for FY2022 occurred in FY2021. This action reduces the FY2022 project budget but does not change the overall project budget or delivery timeline.

TABLE 6: CAPITAL BUDGET ADJUSTMENTS (CONTINUED)

ACTION TYPE	DATE	CIP #	CIP NAME	FY2022 ACTION	OUTYEARS (FY2023-2027) ACTION	TOTAL	PRIMARY REASON FOR CHANGE	DESCRIPTION
Reprogramming	Sep-21	CIP0225	Heavy Repair and Overhaul Facility		(302,000)	(302,000)	Schedule	Expenditures occurred in FY2021 ahead of schedule. This action reduces the FY2025 project budget but does not change the overall project budget or delivery timeline.
Reprogramming	Sep-21	CIP0247	Emergency Construction and Emerging Needs Program	(19,255,000)	(58,970,000)	(78,225,000)	Schedule	CIP budget reprogrammed to accommodate schedule adjustments in other projects.
Reprogramming	Sep-21	CIP0266	Historic Bus Loop and Facility Rehabilitation		157,000	157,000	Schedule	Expenditures that were scheduled for FY2021 did not occur. This action increases the FY2023 project budget but does not change the overall project budget or delivery timeline.
Reprogramming	Sep-21	CIP0308	Station Platform Rehabilitation - Phase 3		38,094,000	38,094,000	Schedule	Expenditures that were scheduled for FY2021 did not occur (unutilized contingency). This action increases the FY2023-2024 project budgets but does not change the overall project budget.
Reprogramming	Sep-21	CIP0311	Bladensburg Bus Garage Replacement		2,786,000	2,786,000	Schedule	Expenditures that were scheduled for FY2021 did not occur. This action increases the FY2026 project budget but does not change the overall project budget or delivery timeline.
Reprogramming	Sep-21	CIP0315	Northern Bus Garage Replacement		16,302,000	16,302,000	Schedule	Expenditures that were scheduled for FY2021 did not occur due to an extended public review and approval process. This action increases the FY2026 project budget but does not change the overall project budget or delivery timeline.
Reprogramming	Sep-21	CIP0330	Information Technology Data Center		13,397,000	13,397,000	Schedule	Expenditures that were scheduled for FY2021 did not occur. This action increases the FY2024 project budget but does not change the overall project budget or delivery timeline.
Reprogramming	Sep-21	CIP0335	Office Consolidation - District of Columbia	20,288,000		20,288,000	Schedule	Some expenditures that were scheduled for FY2021 will occur in FY2022. This action increases the FY2022 project budget but does not change the overall project budget or delivery timeline.
Reprogramming	Sep-21	CIP0337	Office Consolidation - Virginia		15,881,000	15,881,000	Schedule	Some expenditures that were scheduled for FY2021 did not occur. This action increases the FY2023 project budget but does not change the overall project budget or delivery timeline.
Reprogramming	Sep-21	CIP0338	Office Consolidation - Maryland		(22,273,000)	(22,273,000)	Schedule	Some expenditures occurred in FY2021 ahead of schedule. This action reduces the FY2023 project budget but does not change the overall project budget or delivery timeline.
Reprogramming	Sep-21	CIP0348	Structural Rehabilitation - Package 1		(2,437,000)	(2,437,000)	Schedule	Expenditures occurred in FY2021 ahead of schedule. This action reduces the FY2023 project budget but does not change the overall project budget or delivery timeline.
Reprogramming	Sep-21	CIP0356	Tunnel Ventilation Improvements - Red Line Pilot		(4,432,000)	(4,432,000)	Schedule	Expenditures occurred in FY2021 ahead of schedule. This action reduces the FY2023 project budget but does not change the overall project budget or delivery timeline.

TABLE 6: CAPITAL BUDGET ADJUSTMENTS (CONTINUED)

ACTION TYPE	DATE	CIP #	CIP NAME	FY2022 ACTION	OUTYEARS (FY2023-2027) ACTION	TOTAL	PRIMARY REASON FOR CHANGE	DESCRIPTION
Reprogramming	Sep-21	CRB0013	Potomac Yard Station Construction		1,797,000	1,797,000	Schedule	Expenditures that were scheduled for FY2021 did not occur. This action increases the FY2024 project budget but does not change the overall project budget or delivery timeline.
Reprogramming	Oct-21	CIP0170	Facility Roof Rehabilitation and Replacement	1,000,000	(1,000,000)		Schedule	Project schedule adjustment for the rehabilitation of deteriorated roofs at 13 power facility locations earlier than planned. This action increases the FY2022 budget but does not change the overall project budget.
Reprogramming	Oct-21	CIP0251	Automatic Train Control State of Good Repair		1,930,000	1,930,000	Scope	Additional scope for the installation of an intrusion detection warning (IDW) system on the Red Line between Union Station and Rhode Island Avenue in response to a WMSC finding.
Reprogramming	Oct-21	CIP0311	Bladensburg Bus Garage Replacement				Scope	Additional scope for the design of electric vehicle charging infrastructure for the Bladensburg bus garage to be electric bus ready. This action does not include scope for the construction of associated infrastructure and does not change the overall project budget.
Reprogramming	Oct-21	CIP0099	Joint Development Program Support	2,080,000	390,000	2,470,000	Cost	Additional budget to support staff and consultants needed to execute the 10-year Joint Development Strategic Plan.
Reprogramming	Oct-21	CIP0322	Bus Passenger Facilities Systems Future	550,000	(350,000)	200,000	Schedule	Project schedule adjustment for the installation of bus bulbs at six locations in cooperation with DDOT and to accommodate Bus Stop Accessibility Assessment Pilot expenditures scheduled for FY2021 occurring in FY2022. This action increases the FY2022 budget but does not change the overall project budget.
Administrative	Oct-21	CIP0269	Asset Management Software	500,000		500,000	Scope	This administrative action moves scope and budget associated with Asset Management from CIP8029 to CIP0269.
Administrative	Oct-21	CIP8029	D&E Information Technology Improvements	(500,000)		(500,000)	Scope	This administrative action moves scope and budget associated with Asset Management from CIP8029 to CIP0269.
Reprogramming	Oct-21	CIP0259	Employee Timekeeping System	717,000		717,000	Scope	Additional scope for the KRONOS timekeeping development.
Reprogramming	Oct-21	CIP0247	Emergency Construction and Emerging Needs Program	(2,797,000)	(2,320,000)	(5,117,000)	Cost	CIP budget reprogrammed to advance newly identified needs and transfer budget from identified program cost savings.
Reprogramming	Oct-21	CIP8029	D&E Information Technology Improvements	2,450,000	(2,450,000)		Schedule	Program schedule adjustment for the development of a plan to implement a unified enterprise digital content management system and to support testing and development of an Industrial Internet of Things (IIoT) software pilot. This action increases the FY2022 budget but does not change the overall program budget.

TABLE 6: CAPITAL BUDGET ADJUSTMENTS (CONTINUED)

ACTION TYPE	DATE	CIP #	CIP NAME	FY2022 ACTION	OUTYEARS (FY2023-2027) ACTION	TOTAL	PRIMARY REASON FOR CHANGE	DESCRIPTION
Reprogramming	Oct-21	CIP0247	Emergency Construction and Emerging Needs Program	(4,000,000)	3,800,000	(200,000)	Schedule	CIP budget reprogrammed to accommodate schedule adjustments in other projects.
Reprogramming	Oct-21	CIP0247	Emergency Construction and Emerging Needs Program				Scope	Additional scope for standpipe replacement in the Addison Road and Vienna station parking garages.
Reprogramming	Nov-21	CIP0254	Bus Priority Program Development				Scope	Change of scope to include a bus priority violation detection system in cooperation with the District of Columbia. There is sufficient budget in this CIP to advance this work.
Reprogramming	Nov-21	CIP8029	D&E Information Technology Improvements	2,009,000		2,009,000	Schedule	Expenditures on cyber security equipment and software that were scheduled for FY2021 did not occur. This action increases the FY2022 budget but does not change the overall program budget.
Reprogramming	Nov-21	CIP0015	MetroAccess Fleet Acquisition				Scope	Change of scope to include procurement of real time traffic devices according to OIG recommendation. There is sufficient budget in this CIP to advance this work.
Reprogramming	Nov-21	CIP0276	Art in Transit and Station Commercialization Program	300,000	(300,000)		Schedule	Program schedule adjustment to develop passenger information design guidelines. This action increases the FY2022 budget but does not change the overall program budget.
Reprogramming	Nov-21	CIP0271	Metrorail Station Emergency Gates Replacement	150,000		150,000	Schedule	Expenditures for the installation of public view monitors at four Metrorail stations that were scheduled for FY2021 did not occur. This action increases the FY2022 budget but does not change the overall project budget.
Reprogramming	Nov-21	CIP0247	Emergency Construction and Emerging Needs Program	(2,459,000)	300,000	(2,159,000)	Schedule	CIP budget reprogrammed to accommodate schedule adjustments in other projects.
Reprogramming	Nov-21	CIP0247	Emergency Construction and Emerging Needs Program				Scope	Additional scope to address outstanding safety items in Phase 1 of the Station Platform Rehabilitation Project. This action does not change the overall program budget.
Reprogramming	Dec-21	CIP0145	Facility Security Monitoring Equipment Program	535,000		535,000	Scope	Additional scope for the installation of a CCTV surveillance system at the Dulles Warehouse.
Reprogramming	Dec-21	CIP0029	Warehouse Storage Improvements	75,000		75,000	Scope	Additional scope for the relocation of storage units at the Dulles Warehouse.
Reprogramming	Dec-21	CIP0352	Rail Station Platform Canopy Rehabilitation Program	350,000		350,000	Scope	Additional scope for the full replacement of damaged skylights at the Shady Grove and Twinbrook stations.
Reprogramming	Dec-21	CIP8030	Future Information Technology Projects	324,000	1,460,000	1,784,000	Cost	Additional budget for enhancements to the Public Participation Management System.
Reprogramming	Dec-21	CIP8026	Future Bus Maintenance Facilities	1,000,000	1,000,000	2,000,000	Scope	Additional scope for the advancement of pre-NEPA design revisions for the Western Bus Garage replacement.
Reprogramming	Dec-21	CIP0253	Traction Power State of Good Repair		2,083,000	2,083,000	Scope	Additional scope for regenerative braking equipment at the Van Dorn and Franconia-Springfield traction power substations.

Note: All figures are preliminary and unaudited



TABLE 6: CAPITAL BUDGET ADJUSTMENTS (CONTINUED)

ACTION TYPE	DATE	CIP #	CIP NAME	FY2022 ACTION	OUTYEARS (FY2023-2027) ACTION	TOTAL	PRIMARY REASON FOR CHANGE	DESCRIPTION
Reprogramming	Dec-21	CIP0152	Parking Garage and Surface Lot Rehabilitation	110,000		110,000	Scope	Additional scope to install a new bus supervisor kiosk at Wheaton station to coincide with ongoing pavement replacement.
Reprogramming	Dec-21	CIP0310	Station Platform Rehabilitation - Phase 4				Scope	Change of scope for the replacement of anchor bolts and bearing on aerial structures at New Carrollton. There is sufficient budget in this CIP to advance this work.
Reprogramming	Dec-21	CIP0370	Structural Rehabilitation - Package B	2,000,000		2,000,000	Schedule	Project schedule adjustment for preliminary pre-construction work and services. This schedule change does not affect the overall project budget.
Reprogramming	Dec-21	CIP0247	Emergency Construction and Emerging Needs Program	(4,394,000)	(4,543,000)	(8,937,000)	Cost	CIP budget reprogrammed to advance newly identified needs and transfer budget from identified program cost savings.
Reprogramming	Jan-22	CIP0039	System Planning and Development		7,000,000	7,000,000	Cost	Additional budget for the Bus Network Redesign study and associated staffing support.
Reprogramming	Jan-21	CIP0374	Solar Power Improvements	4,640,000	6,821,000	11,461,000	Scope	New CIP established to acquire and install lighting, CCTV, and emergency trip station equipment at the parking sites where solar installations will occur (Anacostia, Cheverly, Naylor Road, and Southern Avenue).
Administrative	Jan-21	CIP8015	D&E Rail Station Improvements	(4,640,000)	(2,490,000)	(7,130,000)	Scope	This administrative action moves scope to CIP0374 (Solar Power Improvements) related to the construction of equipment required at the four parking sites where solar installations will occur.
Reprogramming	Jan-22	CIP0009	Service Vehicle Acquisition Program		180,000	180,000	Scope	Additional scope to procure a flatbed truck for transporting railcar wheelsets.
Reprogramming	Jan-22	CIP8029	D&E Information Technology Improvements	650,000		650,000	Scope	Additional scope to support WMATA's COVID-19 response including enhanced reporting and increased testing requirements.
Reprogramming	Jan-22	CIP0319	Bus Maintenance Facility State of Good Repair Program	630,000	320,000	950,000	Scope	Additional scope for the installation of a new traffic signal with pedestrian crosswalks and ADA ramps near the Cinder Bed Road Bus Maintenance Facility.
Reprogramming	Jan-22	CIP0259	Employee Timekeeping System	416,000		416,000	Scope	Additional scope for staff resources to continue MetroTime post-production improvements.
Reprogramming	Jan-22	CIP0373	Interim Operation Control Centers	2,000,000		2,000,000	Scope	New CIP created to support planning and initial pre-construction activities for interim Operation Control Centers to ensure continuity of operations between the vacancy of the Jackson Graham office building and the completion of the Alexandria, VA office building.
Reprogramming	Jan-22	CIP0067	Rail Vehicle Safety & Reliability Improvements	2,000,000	3,000,000	5,000,000	Scope	Additional scope to support the procurement of an automated wayside inspection system that will scan and evaluate railcar wheel geometry. This initiative is in response to the issues identified from the 7000-Series derailment.

TABLE 6: CAPITAL BUDGET ADJUSTMENTS (CONTINUED)

ACTION TYPE	DATE	CIP #	CIP NAME	FY2022 ACTION	OUTYEARS (FY2023-2027) ACTION	TOTAL	PRIMARY REASON FOR CHANGE	DESCRIPTION
Reprogramming	Jan-22	CIP0247	Emergency Construction and Emerging Needs Program	(5,696,000)	(14,831,000)	(20,527,000)	Cost	CIP budget reprogrammed to advance newly identified needs and transfer budget from identified program cost savings.
Reprogramming	Feb-22	CIP0059	8000-Series Railcars	(35,200,000)	35,200,000		Schedule	Project schedule adjustment due to a delay in the conceptual design phase from restrictions put in place as a result of COVID-19. This schedule change does not affect the overall project budget.
Reprogramming	Feb-22	CIP0251	Automatic Train Control State of Good Repair	(10,000,000)	10,000,000		Schedule	Program schedule adjustment as a result of a re-evaluation of the approach to train control room rehabilitation. Elements of the two train control rehabilitation project phases are being consolidated into a single package and will result in a more cost-effective solution. This schedule change does not affect the overall program budget at this time.
Administrative	Feb-22	CIP0291	Tunnel Ventilation Improvements	(7,000,000)		(7,000,000)	Scope	This administrative action removes budget for scope being executed in CIP0356 (Tunnel Ventilation Improvements - Red Line Pilot).
Reprogramming	Feb-22	CIP0332	Fiber Optic Cable Installation	(15,000,000)	15,000,000		Schedule	Project schedule adjustment due to a delay in procurement of the Master Fiber contract. This schedule change does not affect the overall project budget.
Reprogramming	Feb-22	CIP0373	Interim Operation Control Centers	10,000,000		10,000,000	Scope	Additional scope for the continued development, design, and equipment purchases for the interim OCC facilities.
Reprogramming	Feb-22	CIP0247	Emergency Construction and Emerging Needs Program	57,200,000	(60,200,000)	(3,000,000)	Cost	CIP budget reprogrammed to advance newly identified needs and transfer budget from identified program cost savings.
Reprogramming	Mar-22	CIP0272	Digital Display and Wayfinding Improvements	6,088,000		6,088,000	Scope/Cost	Additional scope and budget for previously completed work and project expenditures invoiced late. Work included acquiring additional displays, display service and maintenance, content management software, power and communications infrastructure work, and project support.
Reprogramming	Mar-22	CIP0039	System Planning and Development	405,000	540,000	945,000	Cost	Additional budget for the Capital Systems Intelligence work program to support the further development of bus counter and bus priority datamarts as well as fare and service modeling.
Reprogramming	Mar-22	CIP0247	Emergency Construction and Emerging Needs Program				Scope	Additional scope for emergency repairs to the garage parking deck at Southern Ave Station. This action does not change the overall program budget.
Reprogramming	Mar-22	CRB0136	McLean Station North Entrance	200,000	800,000	1,000,000	Scope	Additional scope for the construction of a northern entrance to the McLean station. This will be paid for through a reimbursable agreement with the Northern Virginia Transportation Commission.
Reprogramming	Mar-22	CIP0247	Emergency Construction and Emerging Needs Program	(6,693,000)	(1,340,000)	(8,033,000)	Cost	CIP budget reprogrammed to advance newly identified needs and transfer budget from identified program cost savings.

TABLE 6: CAPITAL BUDGET ADJUSTMENTS (CONTINUED)

ACTION TYPE	DATE	CIP #	CIP NAME	FY2022 ACTION	OUTYEARS (FY2023-2027) ACTION	TOTAL	PRIMARY REASON FOR CHANGE	DESCRIPTION
Reprogramming	Apr-22	CIP0039	System Planning and Development		(90,000)	(90,000)	Cost	Adjustment to the six-year budget to reflect refined cost estimates.
Reprogramming	Apr-22	CIP0043	Bus and Rail Scheduling and Operations Software Improvements		2,216,000	2,216,000	Cost	Adjustment to the six-year budget to reflect refined cost estimates.
Reprogramming	Apr-22	CIP0145	Facility Security Monitoring Equipment Program		(39,000)	(39,000)	Cost	Adjustment to the six-year budget to reflect refined cost estimates.
Reprogramming	Apr-22	CIP0151	Rail Station Cooling Rehabilitation Program		9,000,000	9,000,000	Cost	Adjustment to the six-year budget to reflect refined cost estimates.
Reprogramming	Apr-22	CIP0170	Facility Roof Rehabilitation and Replacement		(7,758,000)	(7,758,000)	Cost	Adjustment to the six-year budget to reflect refined cost estimates.
Reprogramming	Apr-22	CIP0221	Bus Customer Facility Improvements		3,400,000	3,400,000	Cost	Adjustment to the six-year budget to reflect refined cost estimates.
Reprogramming	Apr-22	CIP0332	Fiber Optic Cable Installation		1,000,000	1,000,000	Cost	Adjustment to the six-year budget to reflect refined cost estimates.
Reprogramming	Apr-22	CIP0341	Rail System Standpipe Replacement Program		6,000,000	6,000,000	Schedule	Program schedule adjustment to accelerate Phase 2 of tunnel standpipe replacement.
Reprogramming	Apr-22	CIP0348	Structural Rehabilitation - Package A		15,407,000	15,407,000	Scope	Additional scope for D&G Junction electrical work and additional piers, scaffolding removal and reinstallation at Rockville, bus shelters, and community outreach for USDOT compliance requirements.
Reprogramming	Apr-22	CIP0355	Zero Emission Bus Acquisition and Evaluation		157,000	157,000	Cost	Adjustment to the six-year budget to reflect refined cost estimates.
Reprogramming	Apr-22	CIP0370	Structural Rehabilitation – Package B		3,882,000	3,882,000	Cost	Adjustment to the six-year budget to reflect refined cost estimates.
Reprogramming	May-22	CIP0330	Information Technology Data Center		24,000,000	24,000,000	Scope	Additional scope for networking infrastructure in the Operations Control Center at Good Luck Road, at the Mill Road office building data center, and at the data center in Ashburn.
Reprogramming	May-22	CIP0059	8000-Series Railcars				Schedule	Budgeted expenditures for FY2023 and FY2024 are shifting to FY2026 and FY2027. This action does not change the overall project budget.
Reprogramming	May-22	CIP0294	Bridge Rehabilitation Program		(89,000,000)	(89,000,000)	Schedule	Construction of the Blue, Orange, Silver pocket track is being deferred while planning continues.
Reprogramming	May-22	CIP0308	Station Platform Rehabilitation - Phase 3		(46,000,000)	(46,000,000)	Cost	Reduction in project budget as substantial completion approaches.
Reprogramming	May-22	CIP0332	Fiber Optic Cable Installation				Schedule	Budgeted expenditures for FY2024 are shifting to FY2026 and FY2027. This action does not change the overall project budget.
Reprogramming	May-22	CIP0349	Yellow Line Tunnel and Bridge Rehabilitation		140,000,000	140,000,000	Scope/Cost	Additional scope for tunnel liner painting/blasting, bridge repairs, electrical and communications interfaces and configurations, and curtain grouting. The cost to deliver this project has increased due to increased labor and material costs and the complexity of working in the tunnel which reduces labor productivity, increases the duration of the project and requires custom equipment.

TABLE 6: CAPITAL BUDGET ADJUSTMENTS (CONTINUED)

ACTION TYPE	DATE	CIP #	CIP NAME	FY2022 ACTION	OUTYEARS (FY2023-2027) ACTION	TOTAL	PRIMARY REASON FOR CHANGE	DESCRIPTION
Reprogramming	May-22	CIP0247	Emergency Construction and Emerging Needs Program		(62,175,000)	(62,175,000)	Cost	CIP budget reprogrammed to advance newly identified needs and transfer budget from identified program cost savings.
Reprogramming	Jun-22	CIP0358	Business Systems State of Good Repair		(10,883,000)	(10,883,000)	Cost	Adjustment to the six-year budget to reflect refined cost estimates.
Reprogramming	Jun-22	CIP0359	Enterprise Technology Platforms State of Good Repair		(2,871,000)	(2,871,000)	Cost	Adjustment to the six-year budget to reflect refined cost estimates.
Reprogramming	Jun-22	CIP0360	Transit Systems State of Good Repair		(19,782,000)	(19,782,000)	Cost	Adjustment to the six-year budget to reflect refined cost estimates.
Reprogramming	Jun-22	CIP8029	D&E Information Technology Improvements		(4,000,000)	(4,000,000)	Cost	Adjustment to the six-year budget to reflect refined cost estimates.
Reprogramming	Jun-22	CIP0145	Facility Security Monitoring Equipment Program		(30,000,000)	(30,000,000)	Schedule	The future Public Address system is being deferred while planning continues.
Reprogramming	Jun-22	CIP0225	Heavy Repair and Overhaul Facility				Schedule	Budgeted expenditures for FY2023 and FY2024 are shifting to FY2025-27. This action does not change the overall project budget.
Reprogramming	Jun-22	CIP0251	Automatic Train Control State of Good Repair				Schedule	Budgeted expenditures for FY2023 and FY2024 are shifting to FY2025-27. This action does not change the overall project budget.
Reprogramming	Jun-22	CIP0256	7000-Series Railcars				Schedule	Budgeted expenditures for FY2023 are shifting to FY2026. This action does not change the overall project budget.
Administrative	Jun-22	CIP0330	Information Technology Data Center		(5,000,000)	(5,000,000)	Scope	This administrative action moves scope and budget to purchase IT equipment to CIP0373.
Reprogramming	Jun-22	CIP0373	Interim Operations Control Centers		60,000,000	60,000,000	Cost/Scope	Budget increase to accommodate upcoming construction contract award. Additional scope for IT equipment transferred from CIP0330.
Reprogramming	Jun-22	CIP0102	Police District III Substation	(5,917,000)	7,295,000	1,378,000	Schedule/Cost	Project schedule adjustment due to a longer than planned procurement. In addition, the budget is increased for the contractor to accelerate construction and for enhanced commissioning under the LEED certification program.
Reprogramming	Jun-22	CIP0266	Historic Bus Loop and Facility Rehabilitation		100,000	100,000	Scope	Additional scope for air conditioning systems at the Chevy Chase, Colorado Ave., and Calvert St. historic bus facilities.
Reprogramming	Jun-22	CIP0251	Automatic Train Control State of Good Repair				Scope	Additional scope for the inspection of 192 switch machines at 43 sites to identify cracking prevalence and develop repair recommendations. There is sufficient budget in this CIP to advance this work.
Reprogramming	Jun-22	CIP0261	Rail Tunnel Lighting Replacement	2,400,000	2,100,000	4,500,000	Cost	Budget increase to support additional crew and target a completion date of October 2023.
Reprogramming	Jun-22	CIP0326	Real-Time Bus and Rail Data Feed Development	(240,000)	240,000		Schedule	Project schedule adjustment for the implementation of GTFS/StationView at Dulles Phase 2 stations and 14 additional stations. This schedule change does not affect the overall project budget.

TABLE 6: CAPITAL BUDGET ADJUSTMENTS (CONTINUED)

ACTION TYPE	DATE	CIP #	CIP NAME	FY2022 ACTION	OUTYEARS (FY2023-2027) ACTION	TOTAL	PRIMARY REASON FOR CHANGE	DESCRIPTION
Reprogramming	Jun-22	CIP0151	Rail Station Cooling Rehabilitation Program				Scope	Additional scope to survey 32 chiller plant sites to determine the presence of asbestos containing materials in the water piping network.
Reprogramming	Jun-22	CIP0373	Operations Control Center Improvements and Relocations		(25,000,000)	(25,000,000)	Scope	The Interim OCC facility at Good Luck Road has been descope from this project (Metro will instead accelerate its original plan of building out an OCC and data center at Mill Road through CIP0330 to meet the June 2023 JGB decommissioning deadline). Remaining scope in this project includes the renovation and relocation of JGB radio equipment, upgrades to CTF OCC equipment, duct bank installation at the Mill Road Office, and the data center lease. Approximately \$3 Million of costs have been incurred to advance the designs for the Good Luck Road OCC facility.
Reprogramming	Jun-22	CIP0247	Emergency Construction and Emerging Needs Program	3,757,000	27,801,000	31,558,000	Cost	CIP budget reprogrammed to advance newly identified needs and transfer budget from identified program cost savings.
Total				-	-	-		

Action Type Definitions

Amendments: actions approved by the Board of Directors modifying the CIP.

Administrative: actions taken for internal tracking or management purposes.

Reprogramming: a change to the scope, schedule, or six-year total cost of the project.

TABLE 7: CAPITAL PROCUREMENT ACTIONS

DATE	CIP	CONTRACT NUMBER	DESCRIPTION	VENDOR	ACTION TYPE	AMOUNT
07/01/21	CIP0255	CCPPM21014 - FARE-01	Continuation of Faregate Program Technical Support	Hatch-LTK	New Contract	\$ 2,661,938
07/01/21	CIP0056	CQ19104	IT Hardware	Dell	Modification	\$ 5,198,452
07/06/21	CIP0063	F20172	Dellner Engineered 7K Railcar Parts	Dellner Inc	New Contract	\$ 3,053,845
07/06/21	CIP0356	CCSCM211074	Tunnel Ventilation Outreach Teams	Sharp & Co., Inc.	Task Order	\$ 320,891
07/06/21	CIP0273	21FQ19172	Staff Augmentation Services to the ENGA-ARCH	Gannett Fleming	Task Order	\$ 290,920
07/08/21	CIP0310	FIRPG211121	Station Platform Rehabilitation Program Contract 4	Kiewit Infrastructure Co.	New Contract	\$ 266,777,000
07/08/21	CIP0349	FIRPG211117	Yellow Line Tunnel and Bridge Rehabilitation Project - CMAR	Kiewit Infrastructure Co.	New Contract	\$ 1,876,800
07/09/21	CRB0005, CRB0018	CQ19089-H	Cooperative Purchase: County of Fairfax, VA (RFP #15-1/Contract #4400006624) FY21 Joint Feasibility Studies East Falls Church, Van Dorn, Anacostia, & Brentwood Rail Yard	HR&A Advisors, Inc.	Task Order	\$ 1,109,655
07/12/21	CIP0308	F20051 MOD 006	Station Platform Rehabilitation Program 2	Kiewit	Modification	\$ 553,394
07/12/21	CIP0024	FQ17136R	MOD-005 Exercising Option Year 4 - 78' Stringer Welding Services	Delta Railroad Construction, Inc.	Option	\$ 104,412
07/14/21	CIP0255	COBTR21003 - FARE-03	Consulting Support for AFC Mobile App Acquisition and Development	Hatch-LTK	New Contract	\$ 892,334
07/14/21	CIP0024	FQ17131	MOD-006 Exercising Option Year 4 - 78' Running Rail	A & K Railroad Materials, Inc.	Option	\$ 849,150
07/19/21	CIP0056	CQ15052 (MOD 10)	AIM ROCS Contract MOD Other CQ15052	Arinc, Inc. (Collins)	Modification	\$ 703,564
07/19/21	CIP0345	FQ16036-19-045; MOD 006	New Stairs at Shady Grove	TMG Construction	Modification	\$ 16,000
07/19/21	CIP0132	FQ19097	Temporary Certified Mechanic Staffing	Admiral Elevator Company, Inc.	Modification	\$ 1,303,744
07/19/21	CIP0308, CIP0310	21FQ18033	On-Call Staff Augmentation for Construction Inspectors	Gannett Fleming	Task Order	\$ 1,651,837
07/20/21	CIP0270	20-FQ15191-PDIP-002 MOD-03	Financial Analyst and Project Support for PDIP	GFP	Modification	\$ 42,622
07/20/21	CIP0315	FQ19144B- PCO-005	Bladensburg Bus Garage Rebuild- Phase 2 GMP LNTP	Hensel Phelps Construction	Modification	\$ 22,577,000
07/21/21	CIP0145	FQ18185	ESS Software and Maintenance Services	Schneider Electric Buildings	Option	\$ 1,487,787
07/22/21	CRB0005	FQ15190C-20-LAND-002	A/E General Planning Services "MATOC" On-Call Parking Design & Design Review Services [MOD #2] Period of Performance Extended/ -- No Cost--	Parsons Transportation Group, Inc.	Modification	\$ -
07/22/21	CIP0059	FQ18149	8000 Series Engineering Consulting Services	LTK/Hatch	Task Order	\$ 8,731,472
07/22/21	CIP0213	FQ15190D	A/E General Planning Services "MATOC" Services for Business Case Development	WSP USA, Inc.	Task Order	\$ 581,718
07/23/21	CIP0269	20-FQ18033-TAMO-0001 CO #03	Staff Aug for TAMO-0001	DH/RKK	Modification	\$ 641,778
07/23/21	CIP0219	FQ17179	Platform Level Lighting Improvements	MC Dean	Modification	\$ (239,859)
07/23/21	CIP0246	21FQ19172	On-Call Survey Services in Support of Safety	Gannett Fleming	Task Order	\$ 12,608,101
07/23/21	CIP0246	21FQ18033	Staff Augmentation for Architectural and Engineering CAD/BIM Support Service	Parsons	Task Order	\$ 6,771,591

TABLE 7: CAPITAL PROCUREMENT ACTIONS (CONTINUED)

DATE	CIP	CONTRACT NUMBER	DESCRIPTION	VENDOR	ACTION TYPE	AMOUNT
07/23/21	CIP0253	FQ18050-A	Cable Supply - IDIQ Category (A) Traction PowCable Overages	Draka Cableteq USA -aka Prysmian Cables & Systems	Task Order	\$ 1,679
07/26/21	CIP0311	FMCAP200229	SmartYard removal and installation at Bladensburg Garage Facility	Clever Devices	Modification	\$ 52,319
07/26/21	CRB0127	21FQ18033	Staff Augmentation for Purple Line	Gannett Fleming	Task Order	\$ 8,583,204
07/26/21	CIP0152, CIP0242, CIP0341, CIP0266, CIP0151	21FQ18033	Staff Augmentation RBIR Construction Inspectors	Gannett Fleming	Task Order	\$ 4,082,638
07/27/21	CIP0330	CIT01211282-COOP	L'Enfant Cisco Hardware	Copper River	New Contract	\$ 489,283
07/27/21	CIP0010	FQ19225	EMIH Consultant Contract	KCI Technologies, Inc.	Modification	\$ 1,622,134
07/27/21	CIP0308, CIP0310	19-FQ18033-IRPG- 0001 CO #04	Station Platform Reconstruction Program – PM and CM Services	Parsons	Modification	\$ 201,870
07/27/21	CIP0251	20-FQ19172-SYST- 002 CO #01	SSRP Staff Augmentation Support	MM/WSP	Modification	\$ 151,451
07/27/21	CIP0212	19-FQ18033-SUST- 0005 CO #04	Waste Program Development and Implementation	LB/UE	Modification	\$ 304,054
07/28/21	CIP0255	FCPPM200214-W01	Bus farebox	Cubic	Modification	\$ 871,396
07/28/21	CIP0308	F20164 MOD 004	Station Platform Rehabilitation Program 3	Kiewit	Modification	\$ 857,868
07/30/21	CIP0241	20-FQ19172-INFR- 004 CO #01	Flood Mitigation at Various WMATA Facilities	Jacobs	Modification	\$ 43,401
07/30/21	CIP0225	FQ19267-PCO-004	Heavy Rail & Overhaul (HRO) Facility - PCO-004: Design Changes	Hensel Phelps Construction	Modification	\$ 900,000
07/30/21	CIP0225	FQ19267-PCO-006	Heavy Rail & Overhaul (HRO) Facility - PCO-006: 60-inch Waterline Relocation	Hensel Phelps Construction	Modification	\$ 100,000
07/30/21	CIP0258	21FQ19172	Fire Alarm Systems and ESS Communications	AECOM	Task Order	\$ 5,430,163
07/30/21	CIP0246	21FQ18033	A/E Services for Structural Engineering Staff Augmentation	WSP	Task Order	\$ 961,781
07/30/21	CIP0349	21FQ19172	Yellow Line Tunnel and Bridge Rehabilitation Project - CMAR	RKK	Task Order	\$ 500,000
08/02/21	CIP0308	F20164 MOD 004	Station Platform Rehab 4	Kiewit	Modification	\$ 857,868
08/03/21	CIP0255	FQ18152	Metrorail Faregates	Traffic	Modification	\$ 11,722,737
08/04/21	CIP0256	RC7000 - CCENV21024	7K Railcars - Update ATC, ADC, ADC Silver Line Software	Kawasaki	Modification	\$ 382,463
08/06/21	CRB0020	FDULS211272	Program Management, Construction Management, and A&E Services (PMCM)	Mott McDonald I&E LLC	New Contract	\$ 750,000
08/06/21	CIP0256	RC7000 - CCENV21014	7K Railcars - AAS Data Silver Line Software	Kawasaki	Modification	\$ 444,398
08/06/21	CIP0006	FQ18001	Publication manuals and training hours XD40, SR2471 & XD60, SR2472	New Flyer of America, Inc.	Modification	\$ 376,344

TABLE 7: CAPITAL PROCUREMENT ACTIONS (CONTINUED)

DATE	CIP	CONTRACT NUMBER	DESCRIPTION	VENDOR	ACTION TYPE	AMOUNT
08/06/21	CIP0039	C20102	Program Support Services for the Office of Planning - Fares and Service Modeling	Cambridge Systematics	Task Order	\$ 336,638
08/06/21	CIP0246	21FQ19172	Staff Augmentation Services to ENGA Power Engineering Department	MM/WSP	Task Order	\$ 3,111,522
08/06/21	CIP0270, CP0170, CIP0273, CIP0247, CIP0231, CIP0294, CIP0253, CIP0087, CIP0284	21FQ18033	Staff Augmentation and PM/CM Support Services for MATOC Program	Gannett Fleming	Task Order	\$ 730,500
08/06/21	CIP0270, CP0170, CIP0273, CIP0247, CIP0231, CIP0294, CIP0253, CIP0087, CIP0284	21FQ18033	Staff Augmentation and PM/CM Support Services for MATOC Program	DH/RKK	Task Order	\$ 40,890
08/06/21	CIP0348	C20088	Bus Bridge Services	Coach USA/Dillon	Task Order	\$ 4,069,695
08/11/21	CIP0136	FQ18050-E	Cable Supply - IDIQ Category (E) Fiber Optic Cable	Anixter, Inc.	Task Order	\$ 438,300
08/12/21	CIP0151	21FQ19172	A/E Services for Procurement of GIS Mapping and Design	MM/WSP	Task Order	\$ 2,132,623
08/12/21	CIP0246, CIP0024	21FQ19172	Bridge Conditions and Inspection Services	Gannett Fleming	Task Order	\$ 24,489,143
08/15/21	CIP0345	FQ16036-19-04 mod 006	New Stairs at Shady Grove	TMG Construction	Modification	\$ 15,000
08/17/21	CRB0009	20-FQ18033-LAND- 0002 CO #3	Joint Development and Station Improvement	WSP	Modification	\$ 500,000
08/18/21	CIP0088	CLAND211184-COA	Escalator Canopies and Stairs Replacement - Phase 4	Clark Construction Group LLC	New Contract	\$ 36,109,000
08/18/21	CIP0251	FQ18134	ATC System Replacement at C99 Alexandria Rail Yard	M.C. Dean	Modification	\$ 15,955
08/18/21	CIP0251	FQ18134	ATC System Replacement at C99 Alexandria Rail Yard	M.C. Dean	Modification	\$ 53,227
08/19/21	CIP0310	21-FQ18033-RSMP- 0004 CO #1	On-Call Staff Augmentation for Construction Inspectors	GF	Modification	\$ 74,154
08/19/21	CIP0145	FQ16148	Electrician Labor Services	C3M Power Systems	Modification	\$ 2,566,626
08/20/21	CIP0136	21FQ18033	Staff Augmentation for Fiber Optic Cable and MetroBox Installation	AECOM	Task Order	\$ 2,691,530
08/23/21	CRB0005	FQ15190A-21-PLAN- 01	A/E General Planning Services "MATOC" NAVY-YARD Development & Evaluation (D&E) Feasibility Assessment	AECOM Technical Services, Inc.	Task Order	\$ 643,880
08/23/21	CRB0018	FQ15190B-21-PLAN- 03	A/E General Planning Services "MATOC" Rosslyn Development & Evaluation (D&E) Feasibility Assessment	HNTB Corporation	Task Order	\$ 587,704

TABLE 7: CAPITAL PROCUREMENT ACTIONS (CONTINUED)

DATE	CIP	CONTRACT NUMBER	DESCRIPTION	VENDOR	ACTION TYPE	AMOUNT
08/24/21	CIP0063	19-FQ18033-RAIL-0004 CO #3	Rail-Car SMS Quality Inspection	DH/RKK	Modification	\$ 508,978
08/25/21	CIP0308	FQ18060	ADA Bus Shuttle Services	Falcon/Benons	Modification	\$ 36,193
08/25/21	CIP0348	C20088	Bus Bridge Services Task Order Contract	Coach USA / Dillion	Modification	\$ 4,069,695
08/25/21	CIP0145	21FQ19172	Design/Engineering Services for CCTV at Four Rail Yards	AECOM	Task Order	\$ 1,193,404
08/26/21	CIP0252	FQ18033 MOD 004	General Architectural and Engineering Consultant Services - task order contract	HNTB	Modification	\$ -
08/26/21	CIP0170	FQ19021-21-001	Desclope Roof work A09TBS Norwood Avenue TBS 2 at 6501 Wisconsin Avenue NW, Bethesda MD from this Task order.	Harbor Roofing	Modification	\$ (33,344)
08/26/21	CIP0315	FQ19144B- PCO-003/Mod 01	Bladensburg Bus Garage Rebuild-Early Permit Submissions	Hensel Phelps Construction	Modification	\$ 29,686
08/26/21	CIP0221	FQ18110	Bus Stop Panels and Maps	CHK America	Option	\$ 566,661
08/27/21	CIP0145	FQ18185M04	ESS Software Maintenance	Schneider Electric Buildings, Critical Systems Inc	Modification	\$ 463,727
08/30/21	CIP0025	FQ192190-C	Five (5) and Ten (10) Ton Swing Loaders	SwingMaster	Modification	\$ -
08/30/21	CIP0136	21FQ18033	Radio Program Project Mgmt.	DH/RKK	Task Order	\$ 9,377,093
08/30/21	CIP0270, CP0170, CIP0273, CIP0247, CIP0231, CIP0294, CIP0253, CIP0087, CIP0284	21FQ18033	Staff Augmentation and PM/CM Support Services for MATOC Program	Gannett Fleming	Task Order	\$ 23,739,592
08/31/21	CIP0270, CP0170, CIP0273, CIP0247, CIP0231, CIP0294, CIP0253, CIP0087, CIP0284	21FQ18033	Staff Augmentation and PM/CM Support Services for MATOC Program	DH/RKK	Task Order	\$ 1,335,668
09/02/21	CIP0010	20-FQ19172-ENGA-001 CO #2 (WO#3)	On-Call Construction Phase Services and Bid Support	AECOM	Modification	\$ 91,118
09/02/21	CIP0294	FQ16036-20-014-M001	Rockville Station Pedestrian Bridge Rehabilitation	Potomac Construction	Modification	\$ 19,000
09/03/21	CIP0136	19-FQ18033-RAIL-0004 CO #5	Rail-Car SMS Inspection	DH/RKK	Modification	\$ 484,527
09/03/21	CIP0254	CQ17115B	Bus Video Surveillance	Luminator	Option	\$ 973,979

TABLE 7: CAPITAL PROCUREMENT ACTIONS (CONTINUED)

DATE	CIP	CONTRACT NUMBER	DESCRIPTION	VENDOR	ACTION TYPE	AMOUNT
09/09/21	CIP0145	FQ17044-20-001-M001	One Badge Phase 2 - Task Order	Orion Management	Modification	\$ 72,334
09/10/21	CIP0242	FIRPG211167	Replacement of Drainage Pumping Stations and Discharge Line Piping	M&M Welding and Fabricators, Inc.	New Contract	\$ 26,800,200
09/13/21	CRB0020	FDULS21018	Program Management, Construction Management, and Engineering Support (PMCM)	Mott MacDonald	New Contract	\$ 2,874,755
09/13/21	CIP0076	FQ19061	Traction Power System Upgrade	C3M Power Systems	Modification	\$ (32,011)
09/14/21	CIP0343	CIT01222015	Display System (PIDS) Occupancy Information	Signature Technologies, Inc. (SITA)	New Contract	\$ 185,153
09/14/21	CIP0273	19-FQ18033-SUST-0001 CO #3	Energy Savings – Lighting Retrofit	WSP	Modification	\$ 278,117
09/14/21	CIP0270	21FQ18033	Staff Augmentation for Accessibility Engineering Services	WSP	Task Order	\$ 428,749
09/15/21	CIP0152	FQ19151R-A	Rehabilitation of WMATA Parking Garages Category (A): Addison Road, Huntington (East/Lower), Wheaton	Atlantic Refinishing & Restoration, Inc.	New Contract	\$ 15,015,016
09/15/21	CIP0152	FQ19151R-B	Rehabilitation of WMATA Parking Garages Category (B): Anacostia & New Carrollton	Stillwater Construction Group, Inc.	New Contract	\$ 6,565,464
09/15/21	CIP0152	FLAND211142	Parking Facilities Preventive Maintenance Services	OTAS, Inc.	New Contract	\$ 10,000
09/15/21	CIP0099	20-FQ18033-LAND-0002 CO #3 (Part 2)	Joint Development and Station Improvement	WSP	Modification	\$ 160,010
09/15/21	CIP0311	FQ19144B- PCO-005	Bladensburg Bus Garage Rebuild- Phase 2 GMP Modification 002	Hensel Phelps Construction	Modification	\$ 230,414,000
09/15/21	CRB0009	20-FQ18033-LAND-0002 CO #3 (Part 1)	Joint Development and Station Improvement	WSP	Modification	\$ 500,000
09/16/21	CIP0010	21FQ19172	Design for Replacement of Sloped Landscape Areas at Prince George's	Gannett Fleming	Task Order	\$ 2,272,890
09/17/21	CIP0102	21-FQ18033-ENGA-0017 CO #1	On-Call Construction Phase Services and Bid Support	Parsons	Modification	\$ 258,216
09/17/21	CIP8015	FQ15190A-19-PLAN-010	Program Management Support Services -Office of Capital Planning & Program Development [MOD #4] Time Extension - No cost	AECOM Technical Services, Inc.	Modification	\$ -
09/22/21	N/A	21FQ18033	Staff Augmentation for Joint Development and Adjacent Construction	Parsons	Task Order	\$ 362,919
09/23/21	CIP0251	FQ18119	Switch Machine (WHB) Power Supplies Replacement	B&C Transit Consultants Inc.	Modification	\$ 40,000
09/27/21	CIP0345	FQ16036-19-045, Mod 009	New Stairs at Shady Grove	TMG Construction	Modification	\$ 3,276
09/27/21	CIP0219	FQ17044-20-013; MOD 002	Lighting Upgrades MoCo & VA Non-Revenue	Orion Management	Modification	\$ -
09/29/21	CIP0246	19-FQ18033-ENGA-0005 CO #11	Updating WMATA Building Information Modeling (BIM) Manual	Parsons	Modification	\$ 461,393
09/29/21	CIP0315	FQ19144N	Northern Bus Garage Rebuild- PCO08 and PCO 13	Clark Construction Group	Modification	\$ 397,873
09/29/21	CIP0251	FQ18134	ATC System Replacement at C99 (Alexandria Rail Yard)	MC Dean	Modification	\$ 14,100
09/29/21	CIP0315	FQ19144N	Northern Bus Garage Rebuild- PCO-011/Mod 09 MEP Retail	Clark Construction Group	Modification	\$ 261,575
09/29/21	CIP0170	FQ19021A	Roofing Construction Services MATOC	DJB Contracting	Option	\$ -

TABLE 7: CAPITAL PROCUREMENT ACTIONS (CONTINUED)

DATE	CIP	CONTRACT NUMBER	DESCRIPTION	VENDOR	ACTION TYPE	AMOUNT
09/29/21	CIP0170	FQ19021B	Roofing Construction Services MATOC	Harbor Roofing and Construction	Option	\$ -
09/29/21	CIP0170	FQ19021C	Roofing Construction Services MATOC	Patuxent Roofing and Construction	Option	\$ -
09/29/21	CIP0170	FQ19021D	Roofing Construction Services MATOC	RBT Roofing	Option	\$ -
10/01/21	CIP0356	20-FQ19172-ENGA-001 CO #3 (WO#4)	Construction Phase Services and Bid Support	Mott MacDonald/ Williams Sale Partnership Limited JV (MM/WSP)	Modification	\$ 200,826
10/01/21	CIP0315	19-FQ18033-ENGA-0001 CN #1 (WO#1)	Project Review Support	Delon Hampton & Associates / Rummel, Klepper & Kahl, LLP JV (DH/RKK)	Modification	\$ 546,865
10/01/21	CIP0136	FQ15000	700 MHz Radio Project	Motorola Solutions	Modification	\$ 663,831
10/01/21	CIP0151	21FQ19172	Design Services for Chiller Facility Rehabilitation at 4 Locations	Gannett Fleming	Task Order	\$ 1,469,971
10/04/21	CIP0342	CQ19177G	Adding Funds to FY22	Apex	Modification	\$ 159,034
10/04/21	CIP0136	FQ15000	700 MHz Radio Project	Motorola Solutions	Modification	\$ 317,127
10/04/21	CIP0349	21FQ19172	Yellow Line Steel Liner and Bridge Structure Repair Design/Engineering Services	DH/RKK	Task Order	\$ 6,583,094
10/05/21	CIP0343	CIT01222116	Hyperion Resource	SFA	New Contract	\$ 173,443
10/05/21	CIP0343	CIT01222116	Hyperion Resource	SFA	New Contract	\$ 173,443
10/05/21	CIP0330	CIT01211155	Additional Firewall Support	Copper River	Modification	\$ 225,000
10/05/21	CIP0308	19-FQ18033-MKTG-0001 CO #5	Communication and Outreach for Platform Reconstruction Project	AECOM	Modification	\$ 262,259
10/06/21	CIP0076	FQ19061	Traction Power System Upgrades - RGO	C3M Power Systems	Modification	\$ 850,000
10/06/21	CIP0294	FQ16036-21-014-M002	Rockville Metro Station Pedestrian Bridge Rehabilitation	Potomac Construction	Modification	\$ -
10/07/21	CIP0253	FQ18099	Supervisory Control & Data Acquisition (SCADA) Equipment - IDIQ [MOD #5] ADD NEW: Line Item #14 Annunciator DIO Enclosures with Unit Pricing - for the remainder years of the contract.	M.C. Dean, Inc.	Modification	\$ -
10/08/21	CIP0251	21-FQ19172-SYST-002 CO #2	SSRP Staff Augmentation Support	Mott MacDonald/ Williams Sale Partnership Limited JV (MM/WSP)	Modification	\$ 67,170
10/08/21	CIP0253	FQ18099	Supervisory Control & Data Acquisition (SCADA) Equipment - IDIQ Order #004 Line/Item #14 Annunciator DIO Enclosures	M.C. Dean, Inc.	Task Order	\$ 43,715
10/12/21	CIP0294	FQ16036-20-014-M003	Rockville Metro Station Pedestrian Bridge Rehabilitation	Potomac Construction	Modification	\$ 28,845
10/13/21	CIP0349	20-FQ19172-ENGA-001 (WO#13)	L line Tunnel Waterproofing	Gannett Fleming	Modification	\$ 189,573
10/13/21	CIP0294	FQ16036-20-014-M004	Rockville Metro Station Pedestrian Bridge Rehabilitation	Potomac Construction	Modification	\$ 10,820
10/15/21	CIP8019	C20180--	C20180 Parking Services Optional Multi Space Meters	LAZ Parking Mid-Atlantic, LLC	Modification	\$ 578,650
10/15/21	CIP0024	FQ20000C	Rental of Heavy Equipment and Operator Services	Digging & Rigging, Inc	Modification	\$ 600,000

TABLE 7: CAPITAL PROCUREMENT ACTIONS (CONTINUED)

DATE	CIP	CONTRACT NUMBER	DESCRIPTION	VENDOR	ACTION TYPE	AMOUNT
10/15/21	CIP0311	FQ19144B- PCO-00	Bladensburg Bus Garage Rebuild- BEB Pilot at Shepherd Parkway PCO 10	Hensel Phelps Construction	Modification	\$ 150,000
10/18/21	CIP0270	CPFCM21001 (PFCM-01)	Staff Augmentation	Arora Engineers	New Contract	\$ 932,591
10/20/21	CIP0219	21FQ18033	Staff Augmentation for Lighting and Station Modernization Program	Gannett Fleming	Task Order	\$ 10,912,447
10/25/21	CIP0246	21-FQ19172-INF-012 CO #01	Bridge Conditions and Inspection Services	Gannett Fleming	Modification	\$ 291,749
10/25/21	CIP0348	21-FQ18033-ENGA-0017 CO #02	Construction Phase Support Services (Special Inspections for Rockville and Grosvenor sites)	Parsons	Modification	\$ 320,270
10/25/21	CIP0145	FQ17044-20-001 - M002	Metro One Badge Phase 2	Potomac Construction	Modification	\$ 11,768
10/26/21	CIP0255	FQ18152	Metrorail Faregate	Traffic	Modification	\$ 1,266,000
10/26/21	CIP0254	FQ15190C-19-STPR-001	A/E General Planning Services "MATOC" Staff Augmentation Testing, Program/Plan Development & Engineering Support for Transit Signal Priority [MOD #4] Revised SOW subtask 5.3.2 & task 7	Parsons Transportation Group, Inc.	Modification	\$ -
10/27/21	CIP0341	FQ18109	Dry Standpipe	M&M Welding	Modification	\$ -
10/29/21	CIP0259	FQ16082	FY22:KRONOS	ImmixTechnology	Modification	\$ 402,323
10/29/21	CIP0136	FQ15000	700 MHz Radio Project	Motorola Solutions	Modification	\$ 885,664
10/29/21	CIP8029	CQ19211	Everbridge Alerts	Everbridge	Option	\$ 313,705
10/31/21	CIP0342	CQ19104	IT Hardware and Services	Dell	Modification	\$ 4,090,677
10/31/21	CIP0342	CQ19104	IT Hardware and Services	Dell	Modification	\$ 18,301,923
11/01/21	CIP0270	21-FQ18033-PDIP-0002 CO #01	PDIP Staff Augmentation Support	Williams Sale Partnership Limited (WSP)	Modification	\$ 1,536,244
11/01/21	CIP0270	21-FQ18033-PDIP-0002 CO #02	PDIP Staff Augmentation Support	Williams Sale Partnership Limited (WSP)	Modification	\$ 614,286
11/01/21	N/A	C20147	Safety Consultant Services	K&J Consulting Services Inc.	Option	\$ 3,896,150
11/04/21	CIP8013	FQ15190B-19-PLAN-007	Architectural/Engineering (A/E) General Planning Services MATOC Staff Augmentation Planning Services for BOS Corridor Capacity & Reliability Alternatives Analysis [MOD #2] Time Extension	HNTB Corporation	Modification	\$ -
11/05/21	CIP0256	Emergency Letter Contract	Out of Tolerance Back-to-Back Measurements on 7K Wheel sets	Transportation Technology Center, Inc. (TTCI)	New Contract	\$ 310,000
11/05/21	CIP0252	FQ19152	Modification to Contract FQ19152 (UPS Services)	Benning Power Electronics Inc	Modification	\$ -
11/05/21	CRB0018	FQ15190D	A/E General Planning Services "MATOC" Cleveland Park Development & Evaluation (D&E) Feasibility Assessment	WSP USA, Inc.	Task Order	\$ 529,052
11/08/21	CIP0213	FQ15190D-19-CPPM-001	Architectural/Engineering (A/E) General Planning Services MATOC Staff Augmentation Technical Engineering Support Service for the Office of Capital Planning & Program [MOD #1] Time Extension	WSP USA, Inc.	Modification	\$ -
11/08/21	CRB0013	FQ16146 PYS MOD 11	Potomac Yard Station	Potomac Yard Constructors	Modification	\$ 1,703,300
11/10/21	CIP0253	FQ16148	Electrician Labor Services	C3M Power Systems LLC	Task Order	\$ 10,308,033
11/12/21	CIP0005	FSVMT211061	GPS Tracking Services	Samsara, Inc.	New Contract	\$ 464,294

TABLE 7: CAPITAL PROCUREMENT ACTIONS (CONTINUED)

DATE	CIP	CONTRACT NUMBER	DESCRIPTION	VENDOR	ACTION TYPE	AMOUNT
11/15/21	CIP0253	FQ16148	Electrician Labor Services	C3M Power Systems LLC	Task Order	\$ 2,784,712
11/17/21	CIP0252, CIP0253	21-FQ18033-IRPG-0008 CO #01 (GF)	Traction Power, AC Power Construction Management and On-call Construction Management Support	Gannett Fleming	Modification	\$ 72,520
11/17/21	CIP0252, CIP0253	21-FQ18033-IRPG-0008 CO #01 (Jacobs)	Traction Power, AC Power Construction Management and On-call Construction Management Support	Jacobs	Modification	\$ 154,776
11/18/21	CIP0359, CIP8029	F20101	Transit Systems O&M	Digital Mobile Innovations, LLC	Task Order	\$ 29,130,053
11/18/21	CIP0039	C20102K	Service Improvement Plan	VHB	Task Order	\$ 314,793
11/19/21	CRB0020	21-FQ18033-DULS-0001 CO #02	Structural and Start-Up Team Support Services for the Dulles Corridor Metrorail Project	Gannett Fleming	Modification	\$ 315,302
11/19/21	CIP0212	C20102A	Sustainability Action Plan	AECOM	Task Order	\$ 313,490
11/22/21	CIP0256	RC7000	7K Railcars	Kawasaki	Modification	\$ 1,205,530
11/22/21	CIP0252	FQ17044-20-009 MOD002	AC Switchgear Room at Five Stations	eVigilant	Modification	\$ 20,000
11/23/21	CIP0252	FQ17044-19-008 MOD 007	AC Switchgear Room Rehabilitation at Gallery Place	Singleton Electric	Modification	\$ 51,500
11/23/21	CIP0252	FQ17044-19-008 MOD 008	AC Switchgear Room Rehabilitation at Gallery Place	Singleton Electric	Modification	\$ 16,000
11/23/21	CIP0253	21-FQ19172	Assessment and Remediation of Collapsed or Displaced Power Cable Duct Banks	Mott MacDonald / Williams Sale Partnership Limited JV	Task Order	\$ 1,194,730
11/23/21	CIP0241	21-FQ19172	Updating Flood Emergency Response Plan	Mott MacDonald / Williams Sale Partnership Limited JV	Task Order	\$ 879,354
11/24/21	CIP0294	FQ16036-20-014 - M005	Rockville Station Pedestrian Bridge Rehabilitation	Potomac Construction Co., Inc.	Modification	\$ 4,870
11/29/21	CIP0311	FQ19144B- PCO-005	Bladensburg Bus Garage Rebuild- Shephard Parkway BEB Design (PCO-010)	Hensel Phelps Construction	Modification	\$ 150,000
11/29/21	CIP0277	CSCES211182-MOD 01	Adding travel and expense line to the Purchase Order	St. Onge Company	Modification	\$ 42,840
11/29/21	CIP0221	21-FQ19172	Design/Engineering Services for Replacement of Metro Bus Shelters	CSI Engineering, P.C. (CSIE)	Task Order	\$ 436,266
11/29/21	CIP0271	FQ17044	Public View Monitor Installation	Aldridge Electric	Task Order	\$ 217,365
11/30/21	CIP0136	FQ15000	WMATA 700 MHz Radio System	Motorola Solutions	Modification	\$ 1,443,749
11/30/21	CIP0330	CIT01211282	Mill Road and New Carrollton WIPS	Copper River Information Technology	Modification	\$ 170,121
11/30/21	CIP0256	FQ19148	7000 Series Back to Back Inspection Support	HATCH/LTK	Task Order	\$ 2,305,600
12/07/21	CIP0063	FQ19193A	Inventory Parts - 2k 3k 4k	Wabtec	Modification	\$ 704,290
12/10/21	CIP0132	CELES211082-A	Refurbish Westinghouse Brake Boards	Glebe Electronics	Modification	\$ 5,236
12/12/21	CIP0225	FQ19267	Heavy Rail & Overhaul (HRO) Facility - Mod 04- Part 1 / PCO-003: Electrical/SCADA	Hensel Phelps Construction	Modification	\$ 289,269
12/12/21	CIP0225	FQ19267	Heavy Rail & Overhaul (HRO) Facility - Mod 05- Part 1 / PCO-004: Design Changes	Hensel Phelps Construction	Modification	\$ 900,000

TABLE 7: CAPITAL PROCUREMENT ACTIONS (CONTINUED)

DATE	CIP	CONTRACT NUMBER	DESCRIPTION	VENDOR	ACTION TYPE	AMOUNT
12/13/21	CIP0330	CIT01211282	Cisco equipment and peripherals intended for the Mill Road, New Carrollton, 9301 Largo Drive, Shady Grove Station, EOL Wi-Fi Access Points, Av Switches and WMATA Data Center Network Deployment Projects for WMATA.	Copper River Information Technology	Modification	\$ 14,935,344
12/15/21	CIP0034	20-FQ19172-FACL-001 CO #05	Revenue Collection Facility Rehabilitation	JMT	Modification	\$ 1,774,988
12/15/21	CIP0039	CPLAN211091	Tableau License Renewal - Option Year 1	MVS, INC.	Option	\$ 322,174
12/16/21	CIP0025	FQ19210-C	5 & 10 Ton Swing Loaders	SWNG	Modification	\$ -
12/16/21	CIP0005	FQ19084	Exercise Option Year 2 Period of Performance	Johnson & Towers Baltimore	Option	\$ 6,430,824
12/17/21	CIP0311	FQ19144B-Mod 03/PCO-04	Bladensburg Bus Garage Rebuild - Redesign of Maintenance Building Upper Level	Hensel Phelps Construction	Modification	\$ 74,037
12/17/21	CIP0311	FMCAP200229-M002	SmartYard Management System	Clever Devices	Modification	\$ 14,267
12/17/21	CIP0311	FMCAP200229-M003	SmartYard Management System	Clever Devices	Modification	\$ 50,000
12/20/21	CIP0221	21-FQ18033-CPPM-0008 CO #04	Bus Shelter Initiative	DH/RKK	Modification	\$ 90,890
12/21/21	CIP0025	FQ19106-A	Drain Cleaner	Harsco Metro Rail	Modification	\$ -
12/22/21	CIP0253	FIRPG211191	Traction Power State of Good Repair	C3M Power System	New Contract	\$ 109,259,197
12/23/21	CIP0219	21-FQ18033-RSMP-0003 CO #01	Staff Augmentation for Station Lighting Improvements Program Technical Support	Gannett Fleming	Modification	\$ 396,573
12/27/21	CIP0063	FQ19193C	Inventory Parts - 2k 3k 4k	International Process	Modification	\$ 300,000
12/29/21	CRB0020	FDULS211272-M001	Program Management and Construction Management Services (PMCM)	Mott MacDonald	Modification	\$ 1,632,985
12/30/21	CRB0009, CRB0005, CRB0018	20-FQ18033-LAND-0002 CO #05	Joint Development and Station Improvement Support	WSP	Modification	\$ 157,575
01/04/22	CIP0255	FOBTR211279-W04	Back Office	Four Nine Technologies	New Contract	\$ 6,755,959
01/04/22	CIP0349	21-FQ18033-RSMP-0001 CO #01	Yellow-Line PM/CM Staff Augmentation	Parsons	Modification	\$ 153,299
01/05/22	CIP0294	FQ16036-20-014 - MOD007	Rockville Pedestrian Bridge Rehabilitation	Potomac Construction Co. Inc.	Modification	\$ (1,500)
01/05/22	CIP0270	21-FQ18033-PDIP-0002 CO #03	PDIP Staff Augmentation Support	WSP	Modification	\$ 2,024
01/05/22	CIP0247	FQ16036	Debris Collection Ledge at Gallery Place-Chinatown Station	TMG Construction Corporation	Task Order	\$ 964,066
01/06/22	CIP0204	C20069	Railcar Rooftop Access	City Construction LLC	Modification	\$ 45,700
01/06/22	CIP0310	C20088	Bus Bridge Services	Dillion Bus Service	Modification	\$ 2,398,959
01/06/22	CIP0310	C20113	Transit Management Service	Transit Management Service	Modification	\$ 587,833
01/06/22	CIP8029	CIT0121076	Endpoint Management Platform -Crowd strike Contract Option Year 1 Modification to add additional items.	ANNUK INC	Option	\$ 1,249,518

TABLE 7: CAPITAL PROCUREMENT ACTIONS (CONTINUED)

DATE	CIP	CONTRACT NUMBER	DESCRIPTION	VENDOR	ACTION TYPE	AMOUNT
01/07/22	CIP0311, CIP0315, CIP0225, CIP0300	FQ15190B-19-ENGA-001	A/E General Planning Services "MATOC" Northern & Bladensburg Bus Garages, New Carrollton Yard, & Gallery Place Tunnel [No Cost Time Extension]	HNTB Corporation	Modification	\$ -
01/10/22	CIP0294	FQ16036-20-014 - MOD006	Rockville Pedestrian Bridge Rehabilitation	Potomac Construction Co. Inc.	Modification	\$ 141,470
01/12/22	CIP0076, CIP0252, CIP0253	21-FQ18033-IRPG-0008 CO #05	Traction Power, AC Power Construction Management	WSP	Modification	\$ 2,298,057
01/12/22	CIP0204	C20069	Railcar Rooftop Access	City Construction LLC	Modification	\$ -
01/13/22	CIP0284	19-FQ18033-RAIL-0004 CO #06	Rail-Car SMS Quality Inspection	DH/RKK	Modification	\$ 36,763
01/13/22	CIP0294	FQ16036-21-001	Additional Concrete & Steel Work, Glenmont Yard Ped Brdg	TMG Construction Corp.	Modification	\$ 176,000
01/14/22	CIP0331	CIT01211234-PMG	Consulting Services for ERP Replacement System	Accenture LLP	New Contract	\$ 4,900,000
01/14/22	CIP0262	FIRPG21117 9	Tunnels and Shafts Water Mitigation	Sovereign Hydroseal East, Inc.	New Contract	\$ 16,584,683
01/14/22	CIP0076, CIP0252, CIP0253	21-FQ18033-IRPG-0008 CO #03	Traction Power, AC Power Construction Management	Jacobs	Modification	\$ 2,136,616
01/14/22	CIP0076, CIP0252, CIP0253	21-FQ18033-IRPG-0008 CO #04	Traction Power, AC Power Construction Management	Parsons	Modification	\$ 770,418
01/14/22	CIP0076, CIP0252, CIP0253	21-FQ18033-IRPG-0008 CO #02 (Part 1)	Traction Power, AC Power Construction Management	Gannett Fleming	Modification	\$ 750,000
01/14/22	CIP0308, CIP0310	21-FQ18033-IRPG-0001 CO #06 (Part 1)	Station Platform Reconstruction Program – PM and CM Services	Parsons	Modification	\$ 700,000
01/14/22	CIP0005	FQ19128	Electronic Alternator Systems (EAS)	BAE Systems Controls, Inc.	Option	\$ 111,750
01/14/22	CIP0024	FQ19027	Corrosion Control Testing and Prevention Program - Exercising OY3	Piping & Corrosion Specialties	Option	\$ 836,408
01/24/22	CRB0020	FIT01222091	Dulles Phase II ETS Telephones	Business Marketers Group, Inc. dba Janus Elevator Products	New Contract	\$ 349,360
01/24/22	CIP0063	FQ19193A	Inventory Parts - Option Year 2	Wabtec	Option	\$ 643,638
01/26/22	CIP0294	FQ16036-21-001	Glenmont Yard Pedestrian Bridge Rehab	TMG Construction Corp.	Modification	-
01/26/22	CIP0311	FQ19144B-PCO-12	Bladensburg Bus Garage Rebuild-PCO-12 Stormwater Retention Evaluation at Bladensburg Bus Garage	Hensel Phelps Construction	Modification	\$ 100,000
01/27/22	CIP0255	FCPPM200214-W01	Validator Mount	Cubic	Modification	\$ 384,556
01/27/22	CIP0332	FQ18050-E	Cable Supply - IDIQ Category (E) Fiber Optic Cables	Anixter	Task Order	\$ 584,400

TABLE 7: CAPITAL PROCUREMENT ACTIONS (CONTINUED)

DATE	CIP	CONTRACT NUMBER	DESCRIPTION	VENDOR	ACTION TYPE	AMOUNT
01/28/22	CIP0152	20-FQ19172-ENGA-001 CO #09 (WO#9)	On-Call Construction Phase Services and Bid Support	Gannett Fleming	Modification	\$ 386,226
01/31/22	CIP0213	FQ15190D-19-CPPM-001	A/E General Planning Services "MATOC" Staff Augmentation Technical Engineering Support Service for the Office of Capital Planning & Program [No Cost Time Extension]	WSP USA, Inc.	Modification	\$ -
01/31/22	CIP0231	FQ16036-21-004 - MOD001	Good Luck Road Facility Rehabilitation	FH Paschen	Modification	\$ -
01/31/22	CIP0136	FQ15000	700 MHz Radio System	Motorola Solutions	Modification	\$ 42,479
01/31/22	CIP0059	CQ19038	8K Railcar	Hitachi	Option	\$ 6,515,200
01/31/22	CIP0145	FQ17044	B35 Noma-Gallaudet CCTV Upgrade Project	Orion Management, LLC	Task Order	\$ 1,284,896
02/01/22	CIP0010	20-FQ19172-ENGA-001 CO #10 (WO#3)	On-Call Construction Phase Services and Bid Support	AECOM	Modification	\$ 149,175
02/01/22	CIP0136	21-FQ18033-IRPG-0011 CO #01	Radio Program Project Management – Supplemental Staff Augmentation	DH/RKK	Modification	\$ 3,893,755
02/01/22	CIP0315	FQ19144N	Northern Bus Garage Rebuild- PCO-014	Clark Construction Group	Modification	\$ 350,000
02/01/22	CIP0136	FQ15000	700 MHz Radio System	Motorola Solutions	Modification	\$ 16,247
02/01/22	CIP0136	FQ15000	700 MHz Radio System	Motorola Solutions	Modification	\$ 16,247
02/02/22	CIP0136	FQ15000	700 MHz Radio System	Motorola Solutions	Modification	\$ 1,508,994
02/02/22	CIP0136	FQ15000	700 MHz Radio System	Motorola Solutions	Modification	\$ 1,508,994
02/03/22	CIP0246	19-FQ18033-ENGA-0011 CO #04 (Part 2)	Design Program Coordinator	DH/RKK	Modification	\$ 150,255
02/03/22	CIP0025	FQ19106-B	Additional light assy. For Bridge Inspection Vehicle (BIV)	Harsco	Modification	\$ 1,507
02/04/22	CIP0005	FBTRA222131	Replacement and Upgrade of DriveCam Event Recorder System on Metrobus	Lytx	New Contract	\$ 785,314
02/04/22	CRB0009	CQ19089-H-TASK #10	FY20 Joint Development Feasibility Studies Wheaton Metrorail Station - Maryland [MOD #1] Revised SOW & Time Extension	HR&A Advisors, Inc.	Modification	\$ 59,600
02/09/22	CIP0225	FQ19267	Heavy Rail & Overhaul (HRO) Facility - Mod 05- Part 2	Hensel Phelps Construction	Modification	\$ 299,915
02/09/22	CIP0374	20-01-SOLAR-A	Solar Joint Development RFP #20-01 Solar Ground Leases	Solar Star Track Anacostia, LLC	Task Order	\$ 1,754,879
02/09/22	CIP0170	FQ19021	Roof and Skylight Replacement At B11 Glenmont Bus Bay Canopy	Trumble Construction	Task Order	\$ 2,324,912
02/09/22	CIP0221	FQ19273	College Park Bus Shelters (E09)	ADP Consultants, Inc.	Task Order	\$ 2,104,620
02/11/22	CIP0010	20-FQ19172-INFR-003 CCR #01	Site Improvements at 3421 Pennsy Drive	MM-WSP	Modification	\$ 25,161
02/11/22	CIP0015	FQ19235	Mobile Data Terminal Units	Trapeze Software Group, Inc.	Option	\$ 566,804
02/14/22	CIP0335	C20053	Office Consolidation Change Management Services [MOD #2] Records Scanning Services & Contract Period of Performance	The Clearing, Inc.	New Contract	\$ 3,302,362
02/14/22	CIP0311	FQ19144B	Bladensburg Bus Garage Rebuild-PCO-06	Hensel Phelps Construction	Modification	\$ 38,513

TABLE 7: CAPITAL PROCUREMENT ACTIONS (CONTINUED)

DATE	CIP	CONTRACT NUMBER	DESCRIPTION	VENDOR	ACTION TYPE	AMOUNT
02/14/22	CRB0005	FQ15190A	A/E General Planning Services "MATOC" Brookland-CUA Development & Evaluation (D&E) Feasibility Assessment	AECOM Technical Services, Inc.	Task Order	\$ 294,255
02/15/22	CIP0253	FIRPG211014	Rosslyn Traction Power Sub-Station Cable Tray Replacement	C3M Power Systems	Modification	\$ -
02/16/22	CIP0252	FQ17044	Low Voltage Construction Services	eVigilant	Modification	\$ -
02/17/22	CIP0152	FQ19151R-A	Rehabilitation of Parking Garages Category A - 3 Parking Garages Addison Road, Huntington (East/Lower), & Wheaton [MOD #1] Economic Price Adjustment	Atlantic Refinishing & Restoration, Inc.	Modification	\$ 2,463,192
02/18/22	CIP0025	FQ19210-A	Modification for additional equipment	Racine	Modification	\$ 63,963
02/18/22	CIP0348, CIP0032, CIP0310, C20088B, CIP0024, CRB0013		Bus Bridge Services	Yankee Line Transit Services	Task Order	\$ 1,848,770
02/19/22	CIP0374	SOLAR1-A	Solar Joint Development RFP #20-01 Solar Ground Leases Southern Avenue Metro Station (EAST)	Solar Star Track Anacostia, LLC	Task Order	\$ 2,091,573
02/22/22	CIP0221	FQ18155	Types A1, A2 and Type C Customer Information Electronic Display Signs (CIEDS) and Related Services	Luminator Technology Group	Modification	\$ 3,041,944
02/23/22	CIP0221	FQ19223	Bus Real-Time Performance Dashboard System	Swiftly, Inc.	Option	\$ 300,000
02/24/22	CIP0221	FQ18155	Types A1, A2 and Type C Customer Information Electronic Display Signs (CIEDS) and Related Services	Luminator Technology Group	Option	\$ 2,748,798
02/25/22	CIP0255	FQ18152	Metro Rail Faregate	Traffic	Modification	\$ 667,450
02/27/22	CIP0005	FQ17057B	Extension_Dartco Transmission Sales & Service, Inc. 2/27/2022 to 2/26/23	Dartco Transmission Sales & Service, Inc.	Option	\$ -
02/28/22	CIP0253	FQ17165	Blue Line Rail Power System Upgrades	C3M Power Systems	Modification	\$ -
02/28/22	CIP0025	FQ19210-C	5 & 10 Ton Swing Loaders	Swingmaster	Modification	\$ -
02/28/22	CIP0256	RC7000	Modification to upgrade 7K railcar cellular modem	Kawasaki	Modification	\$ 1,244,090
02/28/22	CIP0024, CIP0251, CIP0253, CIP0308, CIP0310	FQ19172	A/E Services for Wayside Work Planning Support	MM-WSP	Task Order	\$ 493,951
02/28/22	CIP0255	FQ18033	On-Call Engineering Support for New Farebox Acquisition	Gannett Fleming	Task Order	\$ 2,001,502
03/01/22	CIP0269	19- +A5:M10FQ18033- STIN-0003 CO #03	Maintenance Optimization and Record Digitization	WSP	Modification	\$ 3,149,206
03/01/22	CIP0088	20-FQ19172-ENGA- 001 CO #04 (WO#5)	Union Station Stairs	Gannett Fleming	Modification	\$ 23,165
03/01/22	CIP0315	FQ19144N	Northern Bus Garage Rebuild- PCO-014 (Ph 1 Extension #2)	Clark Construction Group	Modification	\$ 350,000
03/02/22	CIP0262	21-FQ18033	QA for B-Line and A-Line Tunnels and Shafts Water Leak Mitigation	Jacobs	Task Order	\$ 2,212,570

TABLE 7: CAPITAL PROCUREMENT ACTIONS (CONTINUED)

DATE	CIP	CONTRACT NUMBER	DESCRIPTION	VENDOR	ACTION TYPE	AMOUNT
03/03/22	CIP0253	21-FQ19172-POWR-003 CO #01	Assessment and Remediation of Collapsed or Displaced Power Cable Duct Banks	MM-WSP	Modification	\$ 50,000
03/04/22	CIP0024	FQ17132	Unitrac - Modification to Base Year 5 Turnouts and Crossovers	Unitrac	Modification	\$ 728,271
03/04/22	CIP0349	21-FQ19172-INFR-009 CO #04	Yellow Line Steel Liner and Bridge Structure Repair Design/Engineering Services	RKK	Modification	\$ 133,341
03/04/22	CIP0270	20-FQ18033-TSPM-0004 CO #02	Scheduling Support	AECOM/STV	Modification	\$ 289,452
03/04/22	CIP8025	21-FQ19172	Design/Engineering Services for Correction of Channel and Outfall	CCJM	Task Order	\$ 311,598
03/07/22	CIP0330	CIT01222018	IBM Power Enterprise Servers	Sirius Computer Solutions	New Contract	\$ 4,747,661
03/07/22	CIP0255	FQ18152	Rail Faregate	Traffic	Modification	\$ 1,175,000
03/07/22	CIP0231	FQ16036-21-004-M003	Good Luck Road Facility Renovation	FH Paschen	Modification	\$ -
03/07/22	CIP0231	FQ16036-21-004-M003	Good Luck Road Facility Renovation	FH Paschen	Modification	\$ 12,878
03/07/22	CIP0010	21-FQ19172	Repair of Twinbrook Stormwater Detention System	CCJM	Task Order	\$ 117,369
03/07/22	CIP8026	21-FQ18033	Western Bus Garage Concept Designs Update	WSP	Task Order	\$ 100,000
03/09/22	CIP0342	CQ19177E	Additional Funding for Network and Communications	SFA	Modification	\$ 373,356
03/09/22	CIP0136	FQ15000	700 MHz Radio System	Motorola Solutions	Modification	\$ 334,600
03/10/22	CIP0341	FQ18109	Multi-Year Dry Fire Standpipe Replacement	M&M Welding	Modification	\$ 200,000
03/11/22	CIP0076, CIP0252, CIP0253	21-FQ18033-IRPG-0008 CO #02 (Part 2)	Traction Power	Gannett Fleming	Modification	\$ 750,000
03/11/22	CRB0018	FQ15190A	A/E General Planning Services "MATOC" Pentagon Development & Evaluation (D&E) Feasibility Assessment	AECOM Technical Services, Inc.	Task Order	\$ 543,522
03/16/22	CIP0276	19-FQ18033-ENGA-0012 CO #02	Staff Support for Art in Transit Program	Parsons	Modification	\$ 404,567
03/16/22	CRB0009	CQ19089-H-TASK #02	5-Year Strategic Plan for Joint Development [MOD #6] Revised SOW & Time Extension	HR&A Advisors, Inc.	Modification	\$ 26,181
03/17/22	CIP0294	20-FQ19172-INFR-005 CO #01	Trestle Demolition at Three Locations	AECOM	Modification	\$ 56,341
03/21/22	CIP0251	21-FQ19172	Train Control Rooms Upgrades Project Design Reviews	MM-WSP	Task Order	\$ 1,746,359
03/22/22	N/A	21-FQ18033-PICO-0005 CO #01	Staff Augmentation for Joint Development and Adjacent Construction	Parsons	Modification	\$ 81,285
03/22/22	CIP0284	21-FQ19172	A/E Services for New Sewage Lift Station Design/Relocation at Greenbelt Service and Inspection Yard	CCJM	Task Order	\$ 278,568
03/24/22	CIP0005	FQ17036B	Exercise Option Year 4 (last option year)	Direct Machinery Outlet Inc	Option	\$ -
03/24/22	CIP0005	FQ17036G	HVAC Inventory Parts	Muncie Reclamation	Option	\$ 338,380
03/25/22	CRB0020	FIT01222091	Dulles Phase II ETS Telephones	Business Marketers Group, Inc. dba Janus Elevator Products	Modification	\$ -
03/28/22	CIP0342	CQ19100	Ratification for funds for Seamless AVAYA Upgrade	Avaya	Modification	\$ 60,000
03/28/22	CIP0253	FIRPG211014	Cable Tray Replacement Rosslyn	C3M Power Systems	Option	\$ 19,709

TABLE 7: CAPITAL PROCUREMENT ACTIONS (CONTINUED)

DATE	CIP	CONTRACT NUMBER	DESCRIPTION	VENDOR	ACTION TYPE	AMOUNT
03/28/22	CIP0253	FIRPG211014	C05 Cable Tray Replacement	C3M Power Systems	Option	\$ 19,709
03/30/22	CIP0342	CIT01222182-COOP	WMATA Mobile E911 Identification	Avaya	New Contract	\$ 195,411
03/31/22	CIP0342	CQ19104	IT Hardware	Dell	Modification	\$ 1,128,888
03/31/22	CIP0330	CIT01211282	Metronet Network Juniper Equipment	Copper River Information Technology	Modification	\$ 496,317
04/01/22	CIP0370	20-FQ19172-ENGA-001 CO #07 (WO#14)	On-Call Construction Phase Services and Bid Support	Gannett Fleming	Modification	\$ 101,418
04/04/22	CIP0024	FTRST211040	Wood Crossties-Timbers	Stella Jones	Modification	\$ 248,594
04/04/22	CIP0006	FQ18001	40 Foot/60 Foot Clean Diesel and 40 Foot/60 Foot Clean Compressed Natural Gas (CNG) Bus Rapid Transit (BRT) Style Heavy Duty Transit Buses	New Flyer of America, Inc.	Option	\$ 58,506,434
04/04/22	CIP0024	FQ2000C	Heavy Rentals	Digging & Rigging	Option	\$ 600,000
04/05/22	CIP0063	FCMNT211263	7K SMP Truck Kits	Kawasaki	New Contract	\$ 42,510,528
04/05/22	CIP0024	FQ20000B	Heavy Rentals	Crane Service	Option	\$ -
04/05/22	CIP0024	FQ20000A	Heavy Rentals	Cranemasters	Option	\$ -
04/06/22	CIP0073	F20064	New Escalator Replacement	KONE	Modification	\$ -
04/06/22	CIP0330	CIT01211282-COOP	L'Enfant Cisco Hardware	Copper River	Modification	\$ 101,864
04/07/22	CIP0170	FQ19021-22-002; MOD 002	Roofing MATOC	Patuxent Roofing	Modification	-
04/08/22	CIP0341	FQ18109	Standpipe	M&M Welding	Modification	\$ 200,000
04/11/22	CIP0221	FQ18110	Bus Stop Panels and Maps	CHK America, Inc.	Option	\$ 2,412,419
04/14/22	CIP8029	CIT01222220-CCOP	RSA Archer Maintenance and Support Renewal	Carahsoft	New Contract	\$ 534,434
04/14/22	CIP0252	FQ17044-19-005 Mod 5 Pt 2	AC Switchgear Room Rehabilitation (K05 K08)	Aldridge Electric	Modification	\$ 90,500
04/14/22	CIP0246	21-FQ19172	Bethesda Metro South Mezzanine-Updating Bridging Documents	KGP Design	Task Order	\$ 1,427,568
04/15/22	N/A	FQ19273	7K Trimming Table at Greenbelt Yard S & I Shop	Consolidated Construction & Engineering	Task Order	\$ 136,000
04/18/22	CIP0251	FQ18134	ATC System Replacement at C99	M.C. Dean	Modification	\$ 67,266
04/19/22	CIP0311	FQ19144B	Bladensburg Bus Garage Rebuild-PCO-12 Stormwater Retention Evaluation	Hensel Phelps Construction	Modification	\$ 50,000
04/19/22	CIP0311	FQ19144B	Bladensburg Bus Garage Rebuild-Mod 05/PCO-10 Shephard Parkway BEB	Hensel Phelps Construction	Modification	\$ 319,499
04/19/22	CIP0185	CCSCM211074	L'Enfant Plaza Escalator Replacement and Entrance Closure/Outreach Teams of Contract CCSCM211074 On-Call Outreach & Event Team Support	Sharp & Co. Inc.	Task Order	\$ 9,815
04/19/22	N/A	21-FQ18033	Technical Writer for Quality Management Documentation	DH/RKK (Delon Hampton/RK&K)	Task Order	\$ 176,191

TABLE 7: CAPITAL PROCUREMENT ACTIONS (CONTINUED)

DATE	CIP	CONTRACT NUMBER	DESCRIPTION	VENDOR	ACTION TYPE	AMOUNT
04/20/22	CIP0256	RC7000	Modification 07 - Additional funding for extended period of performance for the operation & maintenance services for WMATA's compressed natural gas (CNG) facilities	Kawasaki	Modification	\$ 286,826
04/20/22	CIP0025	FQ19106-B	Down and Under Prime Movers – 2 each	Harsco	Modification	\$ 3,476
04/20/22	CRB0136	FQ19273	New Entrance and Pedestrian Walkway to McLean Station	ADP Consultants, Inc.	Task Order	\$ 849,708
04/20/22	CIP0145	FQ17044	B35 Noma-Gallaudet CCTV Upgrade Project	Aldridge Electric, Inc	Task Order	\$ 1,785,000
04/21/22	CIP0136	FQ15000	700MHz Radio System	Motorola Solutions	Modification	\$ 58,399
04/21/22	CIP0136	FQ15000	700MHz Radio System	Motorola Solutions	Modification	\$ 6,741
04/21/22	CIP0025	FQ19106-A	Drain Cleaner	HARSCO	Modification	\$ 3,961
04/21/22	CIP0247	FQ19273	L'Enfant Plaza Granite Demolition	Wycliffe Enterprises, Inc.	Task Order	\$ 87,820
04/22/22	CIP0348	firgp211113 Mod 009	Structural Project A	W.M. Schlosser	Modification	\$ 26,712
04/22/22	CIP0348	FIRPG211113 Mod 010	Structural Project A	W.M. Schlosser	Modification	\$ 3,064
04/22/22	CIP0219	CQ18173-COOP	Tunnel Light Project	Graybar	Task Order	\$ 67,012
04/26/22	CIP0072	FQ19006	Escalator Rehabilitation	Tompkins/Mid-American Joint Venture (TMAkm)	Modification	\$ -
04/27/22	CIP0151	21-FQ19172-INFR-011 CCR #01	A/E Services for Procurement of GIS Mapping and Design Package	MM-WSP	Modification	\$ 112,198
04/27/22	CIP0251	21-FQ19172	Intrusion Detection and Warning System	MM-WSP (Mott McDonald-WSP Joint Venture)	Task Order	\$ 238,179
04/28/22	CIP0251	FSSRP222180	New & Rebuild M3 Switch Machines	Hitachi Rail STS USA, Inc.	New Contract	\$ 3,218,810
04/28/22	CIP0310	21-FQ18033-RSMP-0004 CO #02	On-Call Staff Augmentation for Construction Inspectors	Gannett Fleming	Modification	\$ 1,334,853
04/28/22	CIP0315	FQ19144N	Northern Bus Garage Rebuild- Mod 10 Part 1 (PCO-014 (Ph 1 Extension)	Clark Construction Group	Modification	\$ 2,163,969
04/28/22	CIP0073	FQ14021	Elevator Rehabilitation	Tompkins/Mid-American Joint Venture (TMAkm)	Modification	\$ 79,757
04/28/22	CIP0330	CQ19104	IT Hardware	Dell	Modification	\$ 4,863,743
04/28/22	N/A	FQ16036	Addison Road & Vienna Fireline Replacement Standpipe	Signature Renovations, LLC	Task Order	\$ 585,800
05/05/22	CIP0308, CIP0310	21-FQ18033-IRPG-0001 CO #06 (Part 2)	Station Platform Reconstruction Program – PM and CM Services	Parsons	Modification	\$ 7,500,000
05/05/22	CIP0247	FQ16036-20-025-M001	Bethesda Station Mechanical Room Waterproofing	W.M. Schlosser	Modification	\$ 36,657
05/06/22	CIP0311, CIP0084	FMCAP200229 - MOD003	SmartYard Management System	Clever Devices	Modification	\$ 78,168
05/06/22	CIP0246	21-FQ18033	Bethesda Metro South Mezzanine–Updating Bridging Documents	DH/RKK	Task Order	\$ 5,812,729
05/06/22	CIP8026	21-FQ18033	Western Bus Garage Concept Designs Update	WSP	Task Order	\$ 652,297
05/09/22	CIP0349	21-FQ19172-INFR-009 CO #03	Yellow Line Steel Liner and Bridge Structure Repair Design	RKK	Modification	\$ 2,409,766

TABLE 7: CAPITAL PROCUREMENT ACTIONS (CONTINUED)

DATE	CIP	CONTRACT NUMBER	DESCRIPTION	VENDOR	ACTION TYPE	AMOUNT
05/09/22	CIP0315	21-FQ18033	PMCM Service for Northern & Bladensburg Bus Garages and HRO Facility	Gannett Fleming	Task Order	\$ 7,344,132
05/10/22	CIP0253	FIRPG2111014	C05TP Rosslyn Cable Tray Replacement	C3M Power Systems LLC	Modification	\$ 11,500
05/11/22	CIP0349	21-FQ18033-RSMP-0001 CO #02	Yellow-Line PM/CM Staff Augmentation	Parsons	Modification	\$ 9,712,651
05/11/22	CIP0247	FQ19273	Southern Avenue Station Parking Garage Double Tee Rehabilitation	Consolidated Construction & Engineering Co., Inc.	Task Order	\$ 169,430
05/12/22	CIP0221	FQ19273	E-Paper Pilot Project at Braddock Road	Wycliffe Enterprises, Inc.	Task Order	\$ 32,961
05/16/22	CIP0373	CIRPGEMRG22001	Radio and OCC Relocation	Kiewit	New Contract	\$ 50,000,000
05/18/22	CIP0254	C20102A-21-T00006	Onboard Camera Enforcement Program Support Mod 1	AECOM, USA Inc.	Modification	\$ 49,925
05/19/22	CIP0152	20-FQ19172-ENGA-001 CO #12 (WO#9)	On-Call Construction Phase Services and Bid Support	Gannett Fleming	Modification	\$ 191,533
05/19/22	CIP0136	FQ15000	700 MHz Radio System	Motorola Solutions Inc.	Modification	\$ 26,624
05/19/22	CIP0076	FQ17165	Blue Line Traction Power	C3M Power Systems LLC	Modification	\$ 7,000
05/19/22	CIP0310	C20113	Transit Management Services	Transportation Management Services	Option	\$ 2,220,045
05/20/22	CIP0010	20-FQ19172-ENGA-001 CO #5 (WO#12)	On-Call Construction Phase Services and Bid Support	Gannett Fleming	Modification	\$ 368,553
05/20/22	CIP0024, CIP0251, CIP0253	21-FQ18033	A/E Services for Wayside Work Planning Support	DH/RKK	Task Order	\$ 4,305,013
05/20/22	CIP0253	FQ18099	Supervisory Control & Data Acquisition (SCADA) Equipment - IDIQ	M.C. Dean, Inc.	Task Order	\$ 526,256
05/23/22	CIP0308, CIP0310	21-FQ18033-IRPG-0001 CO #06 (Part 3)	Station Platform Reconstruction Program – PM and CM Services	Parsons	Modification	\$ 3,555,439
05/26/22	CIP0247	FQ16036-20-025-M002	Bethesda Station Mechanical Room Waterproofing	W.M. Schlosser	Modification	\$ 45,000
05/26/22	CIP0252	FQ19218	AC Switchgear Room Rehabilitation (9-Stations)	Helix Electric, Inc.	Modification	\$ 45,098
05/26/22	CIP0252	FQ19218	AC Switchgear Room Rehabilitation (9-Stations)	Helix Electric, Inc.	Modification	\$ 4,845
05/26/22	CRB0127	CCSCM211074	Task 10 College Park Bus Loop Reopening Outreach Teams of Contract CCSCM211074 On-Call Outreach & Event Team Support	Sharp & Co. Inc.	Task Order	\$ 30,233
05/27/22	CIP0315	FQ19144N	Northern Bus Garage Rebuild - Mod 10 Part 2 LNTP (PCO-014 (Ph 1 Extension))	Clark Construction Group	Modification	\$ 350,000
05/27/22	CIP0311	FQ19144B	Bladensburg Bus Garage Rebuild-Mod 06/PCO-1 Extension of Ph 1 Services	Hensel Phelps Construction	Modification	\$ 260,000
05/27/22	CIP0251	21-FQ19172	Intrusion Detection and Warning System	MM-WSP	Task Order	\$ 238,179
05/31/22	CIP0006	FQ18001	FQ-18001 Bus Procurement Engineering Changes for Option Years 2 & 3, 101 buses	New Flyer of America, Inc.	Modification	\$ 1,039,889.94

TABLE 7: CAPITAL PROCUREMENT ACTIONS (CONTINUED)

DATE	CIP	CONTRACT NUMBER	DESCRIPTION	VENDOR	ACTION TYPE	AMOUNT
05/31/22	CIP0102	FQ16036	MTPD District III Substation at Morgan Boulevard	Potomac Construction Co., Inc.	Task Order	\$ 6,659,800
06/01/22	CIP0349	FIRPG211117 - MOD 003	Yellowline Tunnel and Bridge Rehabilitation - Phase 2 LNTP	Kiewit	Modification	\$ 45,000,000
06/02/22	CIP0251	21-FQ19172-SYST-002 CO #03	SSRP Staff Augmentation Support	MM-WSP	Modification	\$ 1,409,285
06/03/22	CIP0005	F20139	Electric Fan Engine Cooling System	Modine	Option	\$ 577,417
06/03/22	CIP0063	FQ19190	Option Year 2	International Process Solutions	Option	\$ 767,616
06/06/22	CIP0102	20-FQ19172-FACL-004 CO #01	Enhanced Commissioning Services for Facilities	MM-WSP	Modification	\$ 154,506
06/07/22	CIP0348	20-FQ19172-ENGA-001 CO #14 (WO#7)	On-Call Construction Phase Services and Bid Support	Gannett Fleming	Modification	\$ 454,059
06/07/22	CIP0145	FQ17044	Anacostia and Glenmont Parking Garage ESS Upgrades	Mountchor Technologies, Inc.	Task Order	\$ 5,757,428
06/08/22	CIP0136	FQ15000	700 MHz Radio System Upgrade	Motorola Solutions, Inc.	Modification	\$ 8,471,520
06/08/22	CIP0136	FQ18050-E	Cable Supply - IDIQ Category (E) Fiber Optic Cables Cable Overages	Anixter, Inc.	Task Order	\$ 9,892
06/09/22	CIP0152	CCSCM211074	Wheaton Bus Relocation Outreach Teams and Support	Sharp & Co. Inc.	Task Order	\$ 79,776
06/09/22	CIP0251	21-FQ18033	Automatic Train Control Capital Planning Process Implementation	AECOM	Task Order	\$ 240,771
06/10/22	CRB0020	21-FQ18033-DULS-0001 CN #04	Structural and Start-Up Team Support Services for the Dulles Corridor Metrorail Project, Phase 2	Gannett Fleming	Modification	\$ 78,073
06/10/22	CIP0315	FQ19144N	Northern Bus Garage Rebuild - PCO 018 – Structural Steel Purchase Authorization	Clark Construction Group	Modification	\$ 22,383,176
06/10/22	CIP270	21-FQ18033	Project Controls and Controls Process Support	DH/RKK	Task Order	\$ 2,132,427
06/13/22	CIP0311	FQ19144B	Bladensburg Bus Garage Rebuild - Mod 7 (PCO-03 & 07)	Hensel Phelps Construction	Modification	\$ 132,653
06/13/22	CIP0039	C20102	Bus Network Redesign	Kimley- Horn and Associates, Inc	Task Order	\$ 3,999,898
06/16/22	CIP0269	20-FQ18033-TAMO-0001 CO #04	Staff Augmentation for TAMO Projects	DH/RKK	Modification	\$ 712,925
06/16/22	CIP0152	CCSCM211074	Rockville Bus Relocation Outreach Teams	Sharp & Co. Inc.	Task Order	\$ 28,843
06/16/22	CIP0039	C20102	Program Support for the Bus Network Redesign	VHB, Inc.	Task Order	\$ 2,500,077
06/17/22	CIP0349	FIRPG211117 - MOD 004	Yellowline Tunnel and Bridge Rehabilitation - Phase 2 FNTP	Kiewit	Modification	\$ 242,964,039
06/17/22	CIP0275	19-FQ18033-LAND-0001 CO #03	Management of Office Consolidation	Jacobs	Modification	\$ 36,423
06/21/22	CIP0253	FQ18050-A	Cable Supply - IDIQ Category (A) Traction Power Cables	Prysmian Group Specialty Cables, LLC	Task Order	\$ 1,471,559
06/23/22	CIP0252, CIP0253	CMOWE21015_PO WR-01 CO #01 (Sole Source)	A/E Services and Staff Augmentation to Support Power Asset Management	Sortac Systems	Modification	\$ 215,503
06/23/22	CIP0136	FQ15000	700 MHz Radio System Upgrade	Motorola Solutions, Inc.	Modification	\$ 83,061
06/23/22	CIP0025	FQ19106-A	Drain Cleaner	HARSCO	Modification	\$ -

TABLE 7: CAPITAL PROCUREMENT ACTIONS (CONTINUED)

DATE	CIP	CONTRACT NUMBER	DESCRIPTION	VENDOR	ACTION TYPE	AMOUNT
06/24/22	CIP0076	FQ19061	Traction Power System Upgrades (RGO)	C3M Power Systems, LLC	Modification	\$ 8,950
06/27/22	CRB0127	21-FQ18033-PUPL-0001 CO #01	Staff Augmentation for Purple Line	Gannett Fleming	Modification	\$ 803,411
06/28/22	CIP0099	CQ19089-H	Cooperative Purchase: County of Fairfax, VA (RFP #15-1 / Contract #4400006624) Joint Development Solicitation Document Preparations (Developers)	HR&A Advisors, Inc.	Task Order	\$ 419,435
06/30/22	CIP0331	CIT01222359	ERP Replacement Project Support	ERP Analysts Inc.	New Contract	\$ 307,500
06/30/22	CIP0273	21-FQ19172-FACL-012 CO #01	Staff Augmentation Services to the ENGA-ARCH	Gannett Fleming	Modification	\$ 255,009
06/30/22	CIP0315	FQ19144N	Northern Bus Garage Rebuild- Mod 10 Part 3 (PCO-014 (Ph 1 Extension)	Clark Construction Group	Modification	\$ 950,000
06/30/22	CIP0136	FQ15000	700 MHz Radio System Upgrade	Motorola Solutions, Inc.	Modification	\$ 980,000
06/30/22	CIP0330	CQ19104	IT Hardware	Dell	Modification	\$ 3,901,117