

WASHINGTON  
METROPOLITAN AREA  
TRANSIT AUTHORITY



# FY2022 Quarter 3

## Appendix 1: Capital Program Project Pages



## FY2022 3<sup>rd</sup> Quarter CIP Pages

### Table of Contents

FY2022 3 <sup>rd</sup> Quarter CIP Pages .....	2
(CIP0002) Bus Onboard Location Equipment and Software Program.....	6
(CIP0004) Bus Maintenance Facility and Equipment State of Good Repair Program .....	8
(CIP0005) Bus Vehicle Rehabilitation Program .....	10
(CIP0006) Bus Fleet Acquisition Program.....	12
(CIP0007) Bus Closed Circuit Television Replacement Program .....	14
(CIP0009) Service Vehicle Acquisition Program .....	16
(CIP0010) Environmental Compliance Program.....	18
(CIP0015) MetroAccess Fleet Acquisition.....	20
(CIP0024) Track Rehabilitation Program.....	22
(CIP0025) Roadway Equipment and Vehicle Program .....	24
(CIP0029) Warehouse Vertical Store Unit.....	26
(CIP0030) Currency Processing Machines .....	27
(CIP0033) Revenue Facility Equipment Replacement .....	28
(CIP0034) Revenue Collection Facility Rehabilitation .....	30
(CIP0035) Bicycle and Pedestrian Facility Rehabilitation.....	32
(CIP0036) Procurement Program Support .....	34
(CIP0039) System Planning and Development .....	35
(CIP0042) Asset Management Software Improvements.....	37
(CIP0043) Bus and Rail Scheduling and Operations Software Improvements .....	39
(CIP0056) Rail Service Management Software Improvements .....	41
(CIP0059) 8000-Series Railcars.....	43
(CIP0063) Rail Vehicle Scheduled Maintenance Program.....	45
(CIP0067) Rail Vehicle Safety & Reliability Improvements.....	47
(CIP0072) Elevator Rehabilitation Program.....	49
(CIP0073) Escalator Rehabilitation Program .....	51
(CIP0076) Rail System Power Upgrades .....	53
(CIP0087) Station and Facility Restoration Program.....	55
(CIP0088) Station Entrance Canopy Installation.....	57
(CIP0099) Joint Development Program Support .....	59
(CIP0101) Internal Compliance Capital Management Support .....	61
(CIP0102) Police District III Substation.....	63
(CIP0127) Transit Police Support Equipment .....	65
(CIP0131) Capital Program Financing Support .....	67
(CIP0132) Escalator and Elevator Overhaul Program.....	69
(CIP0133) Train Detection and Warning System .....	71
(CIP0136) Radio Infrastructure Replacement .....	73

WASHINGTON METROPOLITAN AREA TRANSIT AUTHORITY

(CIP0139) Tunnel Fan Control Panels Replacement ..... 75

(CIP0142) Rail Vehicle Preventive Maintenance ..... 77

(CIP0143) Bus Vehicle Preventive Maintenance ..... 78

(CIP0145) Facility Security Monitoring Equipment Program ..... 79

(CIP0150) Support Facility Fire System Rehabilitation ..... 81

(CIP0151) Rail Station Cooling Rehabilitation Program ..... 83

(CIP0152) Parking Garage and Surface Lot Rehabilitation ..... 85

(CIP0170) Facility Roof Rehabilitation and Replacement ..... 87

(CIP0185) Escalator Replacement ..... 89

(CIP0197) Support Facility Improvements ..... 91

(CIP0204) Railcar Rooftop Access Platform ..... 93

(CIP0212) Sustainability/Resiliency Program ..... 95

(CIP0213) Capital Program Development Support ..... 97

(CIP0219) Rail Station Lighting Improvements ..... 99

(CIP0220) Bus Planning Studies Program ..... 101

(CIP0221) Bus Customer Facility Improvements ..... 103

(CIP0225) Heavy Repair and Overhaul Facility ..... 105

(CIP0231) Good Luck Road Facility ..... 107

(CIP0241) Flood Resiliency Infrastructure Upgrades ..... 109

(CIP0242) Rail System Drainage Rehabilitation Program ..... 111

(CIP0246) General Engineering ..... 113

(CIP0247) Emergency Construction and Emerging Needs Program ..... 115

(CIP0251) Automatic Train Control State of Good Repair ..... 117

(CIP0252) Low Voltage Power State of Good Repair ..... 119

(CIP0253) Traction Power State of Good Repair ..... 121

(CIP0254) Bus Priority Program Development ..... 123

(CIP0255) Fare Collection Modernization ..... 125

(CIP0256) 7000-Series Railcars ..... 127

(CIP0257) Emergency Trip Station (ETS) Rehabilitation ..... 129

(CIP0258) Station And Tunnel Fire Alarm Rehabilitation ..... 131

(CIP0259) Employee Timekeeping System ..... 133

(CIP0261) Rail Tunnel Lighting Replacement ..... 135

(CIP0262) Tunnel Water Leak Mitigation ..... 137

(CIP0266) Historic Bus Loop and Facility Rehabilitation ..... 139

(CIP0269) Asset Management Software ..... 141

(CIP0270) Capital Delivery Program Support ..... 143

(CIP0271) Metrorail Station Emergency Gates Replacement ..... 145

(CIP0272) Digital Display and Wayfinding Improvements ..... 147

(CIP0273) Support Facility Rehabilitation ..... 149

(CIP0275) New Carrollton Garage and Bus Bays ..... 151

(CIP0276) Art in Transit and Station Commercialization Program ..... 153

Notes: All figures are preliminary and unaudited. Not all CIPs have Active Contracts.

WASHINGTON METROPOLITAN AREA TRANSIT AUTHORITY

(CIP0277) Supply Chain Modernization ..... 155

(CIP0279) Railyard Shop Equipment Replacement ..... 157

(CIP0283) Railcar Maintenance Facilities State of Good Repair ..... 158

(CIP0284) Railyard Facility and Site Rehabilitation ..... 160

(CIP0286) Power Generator Replacement ..... 162

(CIP0291) Tunnel Ventilation Improvements ..... 164

(CIP0294) Bridge Rehabilitation Program ..... 166

(CIP0297) Union Station Improvements ..... 168

(CIP0302) Huntington Station Parking Garage Demolition ..... 170

(CIP0307) Station Platform Rehabilitation - Phase 2 ..... 172

(CIP0308) Station Platform Rehabilitation - Phase 3 ..... 174

(CIP0310) Station Platform Rehabilitation - Phase 4 ..... 176

(CIP0311) Bladensburg Bus Garage Replacement ..... 178

(CIP0312) Four Mile Run Bus Garage Rehabilitation ..... 180

(CIP0315) Northern Bus Garage Replacement ..... 181

(CIP0319) Bus Maintenance Facility State of Good Repair Program ..... 183

(CIP0322) Bus Passenger Fac./Systems Future Major Projects ..... 185

(CIP0324) Capital Program Financial Support ..... 187

(CIP0326) Real-Time Bus and Rail Data Feed Development ..... 189

(CIP0330) Information Technology Data Center ..... 191

(CIP0331) Enterprise Resource Planning Software Replacement ..... 193

(CIP0332) Fiber Optic Cable Installation ..... 195

(CIP0335) Office Consolidation - District of Columbia ..... 197

(CIP0336) Energy Management Upgrades ..... 199

(CIP0337) Office Consolidation - Virginia ..... 201

(CIP0338) Office Consolidation - Maryland ..... 203

(CIP0341) Rail System Standpipe Replacement Program ..... 205

(CIP0342) Information Technology Hardware State of Good Repair ..... 207

(CIP0343) Information Technology Software State of Good Repair ..... 209

(CIP0344) IT Program Management Support ..... 211

(CIP0348) Structural Rehabilitation - Package A ..... 213

(CIP0349) Yellow Line Tunnel and Bridge Rehabilitation ..... 215

(CIP0352) Rail Station Platform Canopy Rehabilitation Program ..... 217

(CIP0354) ePerformance and eCompensation Upgrades ..... 219

(CIP0355) Zero Emission Bus Acquisition and Evaluation ..... 221

(CIP0356) Tunnel Ventilation Improvements - Red Line Pilot ..... 223

(CIP0357) Cybersecurity Legacy Software Improvements ..... 225

(CIP0370) Structural Rehabilitation - Package B ..... 226

(CIP0373) Interim Operations Control Centers ..... 228

(CIP0374) Solar Site Improvements ..... 230

(CIP8007) D&E Electrical Improvements ..... 232

Notes: All figures are preliminary and unaudited. Not all CIPs have Active Contracts.

WASHINGTON METROPOLITAN AREA TRANSIT AUTHORITY

(CIP8011) D&E Fixed Rail Improvements ..... 234

(CIP8013) D&E Track Structures Improvements ..... 236

(CIP8015) D&E Rail Station Improvements..... 238

(CIP8019) D&E Passenger Facility Improvements ..... 240

(CIP8021) D&E Bus & Paratransit Improvements ..... 242

(CIP8026) Future Bus Maintenance Facilities ..... 244

(CIP8029) D&E Information Technology Improvements ..... 246

(CIP8030) Future Information Technology Projects ..... 248

(CIP8031) D&E Metro Transit Police Improvements..... 249

(CIP8033) D&E Support Equipment Improvements ..... 251

(CIP8034) Future Support Equipment Projects ..... 253

(CRB0005) Planning Support for the District of Columbia ..... 254

(CRB0009) Planning Support for Maryland Jurisdictions..... 256

(CRB0013) Potomac Yard Station Construction ..... 258

(CRB0018) Planning Support for Virginia Jurisdictions ..... 260

(CRB0019\_19) Silver Line Phase 1 Railcars ..... 262

(CRB0020) Silver Line Phase 2 Construction Support..... 264

(CRB0127) Purple Line Construction Support ..... 266

(CRB0136) McLean Station - New Entrance ..... 268

# (CIP0002) Bus Onboard Location Equipment and Software Program

## FY2022 Q3

**Initiative Type:** Program **Mode:** Bus  
**Investment Program:** Maintenance/Overhaul **Location:** Systemwide  
**Investment Category:** Bus, Bus Facilities and Paratransit

### Description

This program supports the design and replacement of automatic vehicle location (AVL) and related equipment on buses. This equipment is vital to bus operations, bus location tracking Global Positioning System (GPS) and bus diagnostics.



### Expected Outcome

Increases fleet availability and reliability through on board diagnostics that alert maintenance personnel of defects and failures that can be corrected proactively as measured by the Bus Fleet Reliability performance indicator [FY20 target greater than 7,000 miles between failures]. Improves efficiency of revenue service through reliable GPS and route mapping abilities. Enables buses to communicate with Transit Signal Prioritization equipment along service routes.

### Strategic Drivers



### Overall Status

(Programs are ongoing)

Development & Evaluation	
Implementation & Construction	
Operations Activation	

A contract award for the Disruption Management System and Routers for the entire bus fleet is anticipated by the end of FY2022. This program is in its third year and will conclude in FY2024.

### FY2022 Funding (\$ Millions)

FY22 Current Budget	FY22 Forecast Range	YTD % Budget Expended
\$4.0	\$0.2 - \$0.7	0%

Funding Sources	YTD Expended
Formula	\$0.0
PRIIA	\$0.0
Other	\$0.0
<b>Federal Subtotal</b>	<b>\$0.0</b>
System Performance	\$0.0
Reimbursable/Other	\$0.0
DC Dedicated Funding	\$0.0
MD Dedicated Funding	\$0.0
VA Non-Restricted Dedicated Funding	\$0.0
VA Restricted Dedicated Funding	\$0.0
<b>Local Subtotal</b>	<b>\$0.0</b>
<b>Debt</b>	<b>\$0.0</b>
<b>Net Accruals</b>	<b>\$0.0</b>
<b>TOTAL</b>	<b>\$0.0</b>

**Active Contracts (CIP0002)**

<b>Contract Number</b>	<b>Vendor</b>	<b>Activity</b>	<b>Award Amount</b>	<b>Award Date</b>	<b>Period of Performance Start Date</b>	<b>Period of Performance End Date</b>
FQ15005B	Kimley-Horn and Associates, Inc.	CONSULT	\$ 3,132,809	4/15/2019	3/1/2019	3/1/2020

# (CIP0004) Bus Maintenance Facility and Equipment State of Good Repair Program

## FY2022 Q3

**Initiative Type:** Program **Mode:** Bus  
**Investment Program:** Maintenance/Overhaul **Location:** Systemwide  
**Investment Category:** Bus, Bus Facilities and Paratransit

### Description

This program replaces existing equipment past useful life and provides new equipment to support the repair and maintenance of the bus and non-revenue fleets. Additionally, this project supports the construction of minor garage improvements.



### Expected Outcome

Maximizes the efficiency of bus maintenance operations to support improved fleet availability as measured by the Bus Fleet Reliability performance indicator [FY20 target greater than 7,000 miles between failures].

### Strategic Drivers



Safety



Security



Reliability/SGR

### Overall Status

(Programs are ongoing)

Development & Evaluation	
Implementation & Construction	
Operations Activation	

An RFP for bus simulators has been released and a contract is anticipated to be awarded by the end of FY2022. The replacement of tools is ongoing and bus repair equipment is being installed at the Cinder Bed Road Bus Garage.

### FY2022 Funding (\$ Millions)

FY22 Current Budget	FY22 Forecast Range	YTD % Budget Expended
\$2.5	\$1.9 - \$1.9	27%

Funding Sources	YTD Expended
Formula	\$0.0
PRIIA	\$0.0
Other	\$0.0
<b>Federal Subtotal</b>	<b>\$0.0</b>
System Performance	\$0.0
Reimbursable/Other	\$0.0
DC Dedicated Funding	\$0.2
MD Dedicated Funding	\$0.2
VA Non-Restricted Dedicated Funding	\$0.1
VA Restricted Dedicated Funding	\$0.0
<b>Local Subtotal</b>	<b>\$0.6</b>
<b>Debt</b>	<b>\$0.0</b>
<b>Net Accruals</b>	<b>\$0.1</b>
<b>TOTAL</b>	<b>\$0.7</b>



**Active Contracts (CIP0004)**

Contract Number	Vendor	Activity	Award Amount	Award Date	Period of Performance Start Date	Period of Performance End Date
CQ19104	Dell Marketing LP	IT_HARDWARE_BUS	\$ 194,300,000	7/22/2019	7/22/2019	7/22/2022
FQ15191-FY18	Gannett Fleming-Parsons Joint Venture II	EQUIP_MATL	\$ 100,000,000			
FQ15191-FY17R	Gannett Fleming-Parsons Joint Venture II	EQUIP_MATL	\$ 40,000,000			
C20065	GRAINGER	EQUIP_MATL	\$ 5,000,000		11/12/2019	12/31/2022
FQ19079	Alan Tye & Associates L.C.	EQUIPMENT	\$ 527,823	5/9/2019	5/9/2019	5/8/2020
C20110	Better Engineering Mfg Inc	EQUIPMENT	\$ 259,104	4/30/2020	4/30/2020	4/29/2021
FQ19213	Snap On Tools Company	EQUIPMENT	\$ 181,459		6/29/2021	6/28/2022
C20166-RRR	Snap On Tools Company	EQUIPMENT	\$ 80,321		7/27/2020	7/26/2021
FQ14125	Global Networks, Inc.	OTHER	\$ 56,809			
FQ16036B	The Matthews Group, Inc. T/A TMG Constru	CONSTRUCTION	\$ 17,932,226			
FQ15194	CH2M HILL Inc	CONSULT	\$ 10,443,803			
CQ17121	Badger Mill Supply Corp	EQUIP_MATL	\$ 552,000	10/1/2018	10/1/2018	9/30/2019

## (CIP0005) Bus Vehicle Rehabilitation Program

### FY2022 Q3

**Initiative Type:** Program  
**Investment Program:** Maintenance/Overhaul  
**Investment Category:** Bus, Bus Facilities and Paratransit

**Mode:** Bus  
**Location:** Andrews Federal Bus Garage - Suitland;  
 Carmen Turner Facility - Landover

### Description

This program provides for the complete rehabilitation of bus mechanical, electrical and structural systems when a bus is approximately 7.5 years of age. Additionally, the program supports the procurement of components to replace those that can no longer be overhauled.



### Expected Outcome

Allows Metro to achieve the maximum useful life of a bus which extends the period between bus replacements while minimizing routine maintenance costs. Also, maintains bus reliability and addresses reliable revenue service availability as measured by the Bus Fleet Reliability performance indicator [FY20 target greater than 7,000 miles between failures].

### Strategic Drivers



### Overall Status

(Programs are ongoing)

Development & Evaluation	
Implementation & Construction	
Operations Activation	

Metro has rehabilitated 54 out of the planned 80 buses in FY2022. In FY2022, 60 out of 80 planned engines and 82 out of 100 transmission assemblies have been rebuilt and replaced. 36 out of 100 energy storage systems have been replaced along with the rehabilitation of 161 out of 230 fare boxes. Various other components including axles, HVAC units, pro-heat units and steering boxes are being rebuilt. Planned rehabilitation targets have been revised downwards due to supply chain issues and part shortages.

### FY2022 Funding (\$ Millions)

FY22 Current Budget	FY22 Forecast Range	YTD % Budget Expended
\$66.4	\$40.2 - \$44.2	43%

Funding Sources	YTD Expended
Formula	\$23.0
PRIIA	\$0.0
Other	\$0.0
<b>Federal Subtotal</b>	<b>\$23.0</b>
System Performance	\$4.0
Reimbursable/Other	\$0.0
DC Dedicated Funding	\$0.8
MD Dedicated Funding	\$0.8
VA Non-Restricted Dedicated Funding	\$0.6
VA Restricted Dedicated Funding	\$0.1
<b>Local Subtotal</b>	<b>\$6.3</b>
<b>Debt</b>	<b>\$0.0</b>
<b>Net Accruals</b>	<b>\$-0.7</b>
<b>TOTAL</b>	<b>\$28.5</b>

**Active Contracts (CIP0005)**

Contract Number	Vendor	Activity	Award Amount	Award Date	Period of Performance Start Date	Period of Performance End Date
CQ18034	Cummins Inc.	VEHICLE_REHAB	\$ 38,200,000		10/5/2019	10/4/2022
FQ17057A	Johnson & Towers Baltimore Inc	VEHICLE_REHAB	\$ 26,862,831	9/17/2021	2/27/2020	2/26/2021
FQ17057B	Dartco Transmission Sales & Service, Inc	VEHICLE_REHAB	\$ 25,000,000	2/27/2022	2/27/2022	2/26/2023
FQ19084	Johnson & Towers Baltimore Inc	VEHICLE_REHAB	\$ 18,787,929	9/21/2020	10/18/2021	10/17/2022
FQ15194	CH2M HILL Inc	CONSULT	\$ 14,343,738		10/30/2020	6/30/2021
FQ-15141A	Johnson & Towers	VEHICLE_REHAB	\$ 13,264,698			
CQ18058B	The Aftermarket Parts Company LLC	VEHICLE_REHAB	\$ 11,041,456	6/10/2021	6/14/2018	6/13/2022
CQ18035A	The Aftermarket Parts Company LLC	REPAIRABLES	\$ 10,000,000			
FQ15159R	Needles Eye	VEHICLE_REHAB	\$ 8,417,793	7/19/2021	8/14/2021	8/13/2022
FQ19022	Cummins Inc.	VEHICLE_REHAB	\$ 8,328,267	11/13/2020	12/3/2018	12/2/2021
FQ19035	The Aftermarket Parts Company LLC	VEHICLE_REHAB	\$ 7,395,387	1/6/2021	11/28/2020	11/27/2021
F20155	The Aftermarket Parts Company LLC	VEHICLE_REHAB	\$ 6,682,447	12/10/2020	7/22/2021	7/21/2026
FQ19034	The Aftermarket Parts Company LLC	VEHICLE_REHAB	\$ 5,051,769	12/3/2020	12/14/2020	12/13/2021
FQ15182	Engineered Machined Products, Inc.	VEHICLE_REHAB	\$ 4,643,380	10/8/2018	10/8/2018	10/7/2019
FQ18147	The Aftermarket Parts Company LLC	VEHICLE_REHAB	\$ 4,311,719	7/1/2020	8/10/2020	8/9/2021
CQ-15176	GENFARE	VEHICLE_REHAB	\$ 3,725,722			
FQ19052A	Johnson & Towers Baltimore Inc	VEHICLE_REHAB	\$ 3,265,548	9/8/2021	1/23/2021	1/22/2022
FQ17108B	Johnson Truck Center LLC	VEHICLE_REHAB	\$ 3,000,000	8/31/2017	9/1/2017	8/31/2019

## (CIP0006) Bus Fleet Acquisition Program

### FY2022 Q3

<b>Initiative Type:</b>	Program	<b>Mode:</b>	Bus
<b>Investment Program:</b>	Acquisition	<b>Location:</b>	Post-Delivery inspections occur at Landover Bus Division - Landover
<b>Investment Category:</b>	Bus, Bus Facilities and Paratransit		

### Description

This program acquires and replaces standard 30-foot, 40-foot buses and the articulated buses according to the current Metrobus Fleet Management Plan. It also includes all training required to maintain a bus and the purchase of spare parts.



### Expected Outcome

Provides customers with reliable and modern buses as measured by the Bus Fleet Reliability performance indicator [FY20 target greater than 7,000 miles between failures]. Maintains an average fleet age of approximately 7.5 years.

### Strategic Drivers



Safety



Security



Reliability/SGR

### Overall Status

(Programs are ongoing)

Development & Evaluation	
Implementation & Construction	
Operations Activation	

Metro has received 103 out of the 120 40-foot Clean Diesel buses planned for delivery in FY2022.

### FY2022 Funding (\$ Millions)

FY22 Current Budget	FY22 Forecast Range	YTD % Budget Expended
\$65.0	\$65.2 - \$65.2	81%

Funding Sources	YTD Expended
Formula	\$47.7
PRIIA	\$0.0
Other	\$5.6
<b>Federal Subtotal</b>	<b>\$53.3</b>
System Performance	\$0.8
Reimbursable/Other	\$0.0
DC Dedicated Funding	\$0.1
MD Dedicated Funding	\$0.1
VA Non-Restricted Dedicated Funding	\$0.1
VA Restricted Dedicated Funding	\$0.0
<b>Local Subtotal</b>	<b>\$1.1</b>
<b>Debt</b>	<b>\$0.0</b>
<b>Net Accruals</b>	<b>\$-1.5</b>
<b>TOTAL</b>	<b>\$52.9</b>

**Active Contracts (CIP0006)**

Contract Number	Vendor	Activity	Award Amount	Award Date	Period of Performance Start Date	Period of Performance End Date
FQ15194	CH2M HILL Inc	CONSULT	\$ 14,343,738		10/30/2020	6/30/2021
FQ18001	New Flyer of America Inc	SPARE_PARTS	\$ 119,643,125	5/3/2019	7/1/2019	6/30/2020
CBMNT211095-A	Cummins, Inc.	3RD_PARTY	\$ 286,010		10/27/2020	10/26/2025

# (CIP0007) Bus Closed Circuit Television Replacement Program

## FY2022 Q3

**Initiative Type:** Program **Mode:** Bus  
**Investment Program:** Maintenance/Overhaul **Location:** Systemwide  
**Investment Category:** Bus, Bus Facilities and Paratransit

### Description

This program replaces Metrobus closed circuit television (CCTV) camera systems on-board Metrobus vehicles to maintain a state of good repair on a lifecycle basis.



### Expected Outcome

Monitors the interior of buses to deter crime and support the safety of customers and employees as measured by the Metrobus customer injury rate performance indicator [FY20 target of less than 2.45 injuries per million passengers], the bus system employee injury rate performance indicator [FY20 target of less than 9.4 per 200,000 hours worked], and the rate of crimes against passengers performance indicator [FY20 target of less than 5.3 crimes per million passengers or fewer]

### Strategic Drivers



Safety



Security



Reliability/SGR

### Overall Status

(Programs are ongoing)

Development & Evaluation	
Implementation & Construction	
Operations Activation	

Metro anticipates awarding a contract for Closed Circuit TV (CCTV) units for the entire bus fleet (1,583 buses) by the end of FY2022.

### FY2022 Funding (\$ Millions)

FY22 Current Budget	FY22 Forecast Range	YTD % Budget Expended
\$9.0	\$1.3 - \$1.3	8%

Funding Sources	YTD Expended
Formula	\$0.0
PRIIA	\$0.0
Other	\$0.0
<b>Federal Subtotal</b>	<b>\$0.0</b>
System Performance	\$0.0
Reimbursable/Other	\$0.0
DC Dedicated Funding	\$0.2
MD Dedicated Funding	\$0.2
VA Non-Restricted Dedicated Funding	\$0.2
VA Restricted Dedicated Funding	\$0.0
<b>Local Subtotal</b>	<b>\$0.7</b>
<b>Debt</b>	<b>\$0.0</b>
<b>Net Accruals</b>	<b>\$0.0</b>
<b>TOTAL</b>	<b>\$0.7</b>

**Active Contracts (CIP0007)**

<b>Contract Number</b>	<b>Vendor</b>	<b>Activity</b>	<b>Award Amount</b>	<b>Award Date</b>	<b>Period of Performance Start Date</b>	<b>Period of Performance End Date</b>
FQ15194	ENGINEERING	CH2M HILL Inc	\$ 14,343,738		10/30/2020	6/30/2021
FQ15186	EQUIP_MATL	Luminator Technology Group, Inc.	\$ 9,745,151	6/29/2021	8/22/2016	8/31/2021

## (CIP0009) Service Vehicle Acquisition Program

### FY2022 Q3

**Initiative Type:** Program **Mode:** Bus  
**Investment Program:** Support Equipment/Services **Location:** Systemwide  
**Investment Category:** Business and Operations Support

### Description

This program acquires non-revenue support vehicles, including police vehicles, primarily to replace vehicles that are past their useful life.



### Expected Outcome

Maintains the fleet of service vehicles in a state of good repair and prevents potential reliability problems.

### Strategic Drivers



Safety



Security



Reliability/SGR

### Overall Status

(Programs are ongoing)

Development & Evaluation	
Implementation & Construction	
Operations Activation	

Metro has received 51 MTPD vehicles and 52 support vehicles in FY2022. An additional 40 support vehicles are anticipated to be delivered in Q4.

### FY2022 Funding (\$ Millions)

FY22 Current Budget	FY22 Forecast Range	YTD % Budget Expended
\$12.4	\$4.5 - \$4.5	22%

Funding Sources	YTD Expended
Formula	\$0.0
PRIIA	\$0.0
Other	\$0.0
<b>Federal Subtotal</b>	<b>\$0.0</b>
System Performance	\$0.1
Reimbursable/Other	\$0.0
DC Dedicated Funding	\$1.9
MD Dedicated Funding	\$1.7
VA Non-Restricted Dedicated Funding	\$1.3
VA Restricted Dedicated Funding	\$0.3
<b>Local Subtotal</b>	<b>\$5.3</b>
<b>Debt</b>	<b>\$0.0</b>
<b>Net Accruals</b>	<b>\$-2.6</b>
<b>TOTAL</b>	<b>\$2.7</b>



**Active Contracts (CIP0009)**

Contract Number	Vendor	Activity	Award Amount	Award Date	Period of Performance Start Date	Period of Performance End Date
CQ19250	Criswell Chevrolet	VEHICLES_OTHER	\$ 5,695,306		10/21/2019	9/30/2021
CQ19260C	Lindsay Ford LLC	VEHICLES_OTHER	\$ 5,017,868	5/22/2020	5/29/2020	2/28/2021
0000007675C	Lindsay Ford LLC	VEHICLES_OTHER	\$ 2,639,772		6/7/2021	12/31/2022
CQ19260B	Brian Hoskins Ford	VEHICLES_OTHER	\$ 2,446,943	5/22/2020	5/29/2020	1/31/2021
CQ19260D	RK Chevrolet, Inc.	VEHICLES_OTHER	\$ 1,250,138	5/22/2020	5/29/2020	2/28/2021
FSVMT211061	Samsara Inc	CONSTRUCTION	\$ 464,294		10/25/2021	10/24/2026
0000007675D	Western Star Trucks of Delmarva, LLC	VEHICLES_OTHER	\$ 349,695	6/7/2021	6/7/2021	12/31/2022
CQ19260A	American Truck & Bus, Inc.	VEHICLES_OTHER	\$ 118,794	5/22/2020	5/29/2020	1/31/2021
0000007675A	Brian Hoskins Ford	VEHICLES_OTHER	\$ 2,451,005		6/6/2021	12/31/2022
0000007675B	Criswell Chevrolet	VEHICLES_OTHER	\$ 1,235,136		6/7/2021	12/31/2022

## (CIP0010) Environmental Compliance Program

### FY2022 Q3

**Initiative Type:** Program **Mode:** Systemwide  
**Investment Program:** Support Equipment/Services **Location:** Systemwide  
**Investment Category:** Business and Operations Support

### Description

This program designs, upgrades and replaces equipment and facilities to maintain compliance with environmental regulations and directives from regulatory agencies.



### Expected Outcome

Allows Metro operations to continue and protects the region's natural resources and human health.

### Strategic Drivers



Safety



Security



Reliability/SGR

### Overall Status

(Programs are ongoing)

Development & Evaluation	
Implementation & Construction	
Operations Activation	

Construction of the New Hampshire Ave Chiller Water Treatment Facility is currently ongoing. Solicitation for the replacement of underground storage tanks at New Carrollton, Greenbelt, and Glenmont yards will occur in FY2023.

### FY2022 Funding (\$ Millions)

FY22 Current Budget	FY22 Forecast Range	YTD % Budget Expended
\$2.9	\$3.2 - \$4.2	71%

Funding Sources	YTD Expended
Formula	\$0.0
PRIIA	\$0.0
Other	\$0.0
<b>Federal Subtotal</b>	<b>\$0.0</b>
System Performance	\$1.5
Reimbursable/Other	\$0.0
DC Dedicated Funding	\$0.0
MD Dedicated Funding	\$0.0
VA Non-Restricted Dedicated Funding	\$0.0
VA Restricted Dedicated Funding	\$0.0
<b>Local Subtotal</b>	<b>\$1.5</b>
<b>Debt</b>	<b>\$0.0</b>
<b>Net Accruals</b>	<b>\$0.6</b>
<b>TOTAL</b>	<b>\$2.1</b>

**Active Contracts (CIP0010)**

Contract Number	Vendor	Activity	Award Amount	Award Date	Period of Performance Start Date	Period of Performance End Date
FQ15191-FY18	Gannett Fleming-Parsons Joint Venture II	CONSULT	\$ 100,000,000			
FQ15192-FY18	Mott MacDonald I&E, LLC	CONSULT	\$ 75,000,000			
FQ18110	CHK America Inc	3RD_PARTY	\$ 14,443,906		4/12/2021	4/11/2022
FQ19225	KCI Technologies Inc	CONSULT	\$ 4,771,607		7/29/2019	7/28/2024
FQ19172G	Gannett Fleming Engineers and Architects	ENGINEERING	\$ 70,250,000		10/3/2019	10/3/2024
FQ18033B	HNTB Corporation	ENGINEERING	\$ 65,000,000		8/2/2018	8/1/2023
FQ18033C	WSP USA Inc.	CONSULT	\$ 60,000,000		8/15/2018	8/15/2023
FQ19172M	Mott MacDonald-WSP Joint Venture	ENGINEERING	\$ 50,000,000		10/3/2019	10/3/2024
FQ16036B	The Matthews Group, Inc. T/A TMG Constru	CONSTRUCTION	\$ 17,932,226			
FQ19172A	AECOM, USA, INC.	ENGINEERING	\$ 15,000,000		11/15/2019	11/14/2024
FQ17155	W M Schlosser Co Inc	CONSTRUCTION	\$ 5,715,291		3/18/2019	9/18/2020
FQ16036A	Potomac Construction Co Inc	CONSTRUCTION	\$ 5,275,572			
C20058	Potomac Construction Co Inc	CONSTRUCTION	\$ 4,290,569			
FQ19172P	C C Johnson & Malhotra PC	CONSULT	\$ 200,000		10/3/2019	10/3/2024

## (CIP0015) MetroAccess Fleet Acquisition

### FY2022 Q3

<b>Initiative Type:</b>	Program	<b>Mode:</b>	Access
<b>Investment Program:</b>	Acquisition	<b>Location:</b>	Systemwide
<b>Investment Category:</b>	Bus, Bus Facilities and Paratransit		

### Description

This program acquires vehicles for the paratransit fleet (MetroAccess), consistent with the MetroAccess fleet plan. Vehicle acquisition includes purchase of vans, minivans and sedans, in addition to making the necessary retrofits to add paratransit equipment and features. This program primarily supports the replacement of paratransit vehicles on a lifecycle basis.



### Expected Outcome

Prevents future reliability problems within the fleet as measured by the MetroAccess on-time performance indicator [FY20 target greater than 90% on-time]. Newer vehicles also incorporate updated ADA standards, customer feedback on improvements and improved fuel efficiency.

### Strategic Drivers



### Overall Status

(Programs are ongoing)

Development & Evaluation	
Implementation & Construction	
Operations Activation	

In Q3, Metro awarded a contract for 50 hybrid sedans. Metro anticipates awarding a contract for 100 next generation paratransit vans and 100 minivans in FY2023. Mobile data terminals and CCTV equipment for the vehicles will also be procured.

### FY2022 Funding (\$ Millions)

FY22 Current Budget	FY22 Forecast Range	YTD % Budget Expended
\$16.0	\$1.7 - \$1.7	7%

Funding Sources	YTD Expended
Formula	\$0.8
PRIIA	\$0.0
Other	\$0.0
<b>Federal Subtotal</b>	<b>\$0.8</b>
System Performance	\$0.0
Reimbursable/Other	\$0.0
DC Dedicated Funding	\$0.7
MD Dedicated Funding	\$0.7
VA Non-Restricted Dedicated Funding	\$0.5
VA Restricted Dedicated Funding	\$0.1
<b>Local Subtotal</b>	<b>\$2.1</b>
<b>Debt</b>	<b>\$0.0</b>
<b>Net Accruals</b>	<b>\$-1.8</b>
<b>TOTAL</b>	<b>\$1.1</b>

**Active Contracts (CIP0015)**

Contract Number	Vendor	Activity	Award Amount	Award Date	Period of Performance Start Date	Period of Performance End Date
FQ16020	Sonny Merryman Inc.	PARA_VAN	\$ 46,671,413			
CACCS211238	Sonny Merryman Inc.	PARA_SEDAN	\$ 1,784,150		2/2/2022	2/1/2023
FQ19235	Trapeze Software Group Inc	PARA_VAN	\$ 1,648,779	2/16/2021	2/16/2021	2/15/2022
FQ15194	CH2M HILL Inc	PARA_VAN	\$ 7,200,201	10/29/2018	10/29/2018	10/28/2019
C20128	Sonny Merryman Inc.	PARA_SEDAN	\$ 6,040,850	7/1/2020	7/1/2020	6/30/2021
FQ17031	Lytix, Inc.	PARA_VAN	\$ 1,173,911	3/8/2019	3/8/2019	3/6/2020

## (CIP0024) Track Rehabilitation Program

### FY2022 Q3

**Initiative Type:** Program **Mode:** Rail  
**Investment Program:** Fixed Rail **Location:** Systemwide  
**Investment Category:** Track and Structures Rehabilitation

### Description

This program replaces and rehabilitates the running rail and third rail track infrastructure and components to maintain a state of good repair.



### Expected Outcome

Maintains track infrastructure in a state of good repair to prevent potential safety incidents and minimize disruptions to rail service as measured by the Rail Infrastructure Availability performance indicator [FY20 target less than 3.8% of track under performance restrictions].

### Strategic Drivers



Safety



Security



Reliability/SGR

### Overall Status

(Programs are ongoing)

Development & Evaluation	
Implementation & Construction	
Operations Activation	

Major component rehabilitation work is detailed in the narrative of the CIP Progress Report.

### FY2022 Funding (\$ Millions)

FY22 Current Budget	FY22 Forecast Range	YTD % Budget Expended
\$77.3	\$65.7 - \$71.7	68%

Funding Sources	YTD Expended
Formula	\$38.9
PRIIA	\$0.0
Other	\$0.0
<b>Federal Subtotal</b>	<b>\$38.9</b>
System Performance	\$2.4
Reimbursable/Other	\$0.0
DC Dedicated Funding	\$3.6
MD Dedicated Funding	\$3.4
VA Non-Restricted Dedicated Funding	\$2.5
VA Restricted Dedicated Funding	\$0.6
<b>Local Subtotal</b>	<b>\$12.5</b>
<b>Debt</b>	<b>\$0.0</b>
<b>Net Accruals</b>	<b>\$1.4</b>
<b>TOTAL</b>	<b>\$52.8</b>

**Active Contracts (CIP0024)**

Contract Number	Vendor	Activity	Award Amount	Award Date	Period of Performance Start Date	Period of Performance End Date
CQ19104	Dell Marketing LP	EQUIP_MATL	\$ 194,300,000	7/22/2019	7/22/2019	7/22/2022
FQ15192-FY18	Mott MacDonald I&E, LLC	CONSULT	\$ 75,000,000			
FQ17095	Bullock Construction Inc	3RD_PARTY	\$ 60,000,000		6/30/2019	6/29/2020
FQ15192-FY17	Mott MacDonald I&E, LLC	CONSULT	\$ 40,000,000			
C20113	Transportation Management Service Inc	3RD_PARTY	\$ 10,784,752		5/22/2020	5/21/2022
FQ17131	A & K Railroad Materials Inc	EQUIP_MATL	\$ 10,181,190	6/22/2021	7/18/2021	7/17/2022
FQ17129A	Pandrol USA LP	EQUIP_MATL	\$ 10,020,350		7/13/2017	7/12/2022
C20088B	Yankee Line Transportation Management	3RD_PARTY	\$ 7,316,153		6/14/2020	10/1/2022
FQ17132	Unitrac Railroad Materials, Inc.	EQUIP_MATL	\$ 5,458,382		3/2/2018	3/1/2023
C20065	GRAINGER	EQUIP_MATL	\$ 5,000,000		11/12/2019	12/31/2022
CQ18197-COOP-1	GRAINGER	EQUIP_MATL	\$ 5,000,000			
FQ15243	Hands On, LLC	3RD_PARTY	\$ 3,316,093	4/12/2021	4/30/2021	6/30/2021
FQ19027	Piping and Corrosion Specialties, Inc.	3RD_PARTY	\$ 3,115,410	1/7/2022	2/15/2022	2/14/2023
FQ19043	Stella-Jones Corporation	EQUIP_MATL	\$ 2,073,607			
FQ18230	White Cap	EQUIP_MATL	\$ 2,000,000			
FQ20000C	Digging & Rigging, Inc.	3RD_PARTY	\$ 1,800,000	4/4/2022	5/1/2022	4/30/2023
FQ17136R	Delta Railroad Construction	EQUIP_MATL	\$ 1,348,492		7/20/2017	7/19/2022
CRAIL21004	Net Consulting Group Inc	ENGINEERING	\$ 1,150,000		7/6/2021	7/6/2023

## (CIP0025) Roadway Equipment and Vehicle Program

### FY2022 Q3

**Initiative Type:** Program **Mode:** Rail  
**Investment Program:** Fixed Rail **Location:** Commissioning for equipment will occur at Greenbelt Rail Yard  
**Investment Category:** Track and Structures Rehabilitation

### Description

This program acquires roadway maintenance machines (RMM) and equipment primarily to replace RMM and equipment that has reached the end of its useful life and is no longer feasible to maintain.



### Expected Outcome

Maximizes productivity of maintenance work through timely replacement of track equipment to address equipment availability, reliability, and fewer work delays due to equipment breakdowns. This state of good repair supports the efficient use of work time for track outages.

### Strategic Drivers



Safety



Security



Reliability/SGR

### Overall Status

(Programs are ongoing)

Development & Evaluation	
Implementation & Construction	
Operations Activation	

Metro has received two tie plate machines, four dual rail e-clip installers and three swingloaders in FY2022. An additional swingloader, two tie plate machines, and drain cleaner are anticipated to be delivered in Q4. The down and under prime mover and vegetation machine are anticipated to be received in FY2023 (currently undergoing equipment production).

### FY2022 Funding (\$ Millions)

FY22 Current Budget	FY22 Forecast Range	YTD % Budget Expended
\$12.6	\$7.9 - \$10.9	30%

Funding Sources	YTD Expended
Formula	\$0.0
PRIIA	\$0.0
Other	\$0.0
<b>Federal Subtotal</b>	<b>\$0.0</b>
System Performance	\$0.0
Reimbursable/Other	\$0.0
DC Dedicated Funding	\$1.3
MD Dedicated Funding	\$1.2
VA Non-Restricted Dedicated Funding	\$0.9
VA Restricted Dedicated Funding	\$0.2
<b>Local Subtotal</b>	<b>\$3.8</b>
<b>Debt</b>	<b>\$0.2</b>
<b>Net Accruals</b>	<b>\$0.0</b>
<b>TOTAL</b>	<b>\$3.8</b>



**Active Contracts (CIP0025)**

Contract Number	Vendor	Activity	Award Amount	Award Date	Period of Performance Start Date	Period of Performance End Date
FQ19196	LTK Engineering Services	ENGINEERING	\$ 16,977,601		7/23/2019	7/22/2029
FQ19106-B	HARSCO Metro Rail LLC	EQUIP_MATL	\$ 5,793,183	1/13/2020	1/13/2020	3/30/2022
FQ19210-A	Racine Railroad Products Inc	EQUIP_MATL	\$ 1,643,834		11/12/2019	4/29/2022
FQ19210-B	Racine Railroad Products Inc	EQUIP_MATL	\$ 1,030,104	11/12/2019	11/12/2019	2/15/2022
CQ19173	Gensco American Inc.	EQUIPMENT	\$ 386,361			
FQ19082	ENSCO Rail, Inc.	EQUIP_MATL	\$ 292,416			
C20147	K&J Consulting Services Inc	CONSULT	\$ 19,773,890			
CQ9205 - FY19	LTK Engineering Services	ENGINEERING	\$ 15,234,969			
FQ19106-A	HARSCO Metro Rail LLC	EQUIPMENT	\$ 3,063,000		10/30/2019	10/29/2020
FQ19210-C	Swingmaster Corporation	EQUIPMENT	\$ 2,726,000	9/3/2019	9/3/2019	9/2/2020
FQ19115	Jesco, Inc	EQUIP_MATL	\$ 195,861	4/11/2019	4/11/2019	5/30/2019
FQ19094	K Neal International Trucks Inc	EQUIP_MATL	\$ 191,950	3/25/2019	3/26/2019	3/25/2020

## (CIP0029) Warehouse Vertical Store Unit

### FY2022 Q3

<b>Initiative Type:</b>	Project	<b>Mode:</b>	Systemwide
<b>Investment Program:</b>	Support Equipment/Services	<b>Location:</b>	Metro Supply Facility; Various Storerooms at Railyards and Bus Garages
<b>Investment Category:</b>	Business and Operations Support		

### Description

This project installs and reorganizes vertical and horizontal storage units, shelving and racking for storage of repair parts in order to allow greater storage capacity, inventory accuracy and enhanced safety. This project also upgrades parts storage systems with bar code systems for better parts location features.



### Expected Outcome

This project supports Metro's state of good repair.

### Strategic Drivers



Safety



Security



Reliability/SGR

### Overall Status

Development & Evaluation	
Implementation & Construction	<b>X</b>
Operations Activation	

The relocation of two RemStar units to the new Dulles Rail Yard warehouse is ongoing.

### FY2022 Funding (\$ Millions)

FY22 Current Budget	FY22 Forecast Range	YTD % Budget Expended
\$0.1	\$0.1 - \$0.1	0%

Funding Sources	YTD Expended
Formula	\$0.0
PRIIA	\$0.0
Other	\$0.0
<b>Federal Subtotal</b>	<b>\$0.0</b>
System Performance	\$0.0
Reimbursable/Other	\$0.0
DC Dedicated Funding	\$0.0
MD Dedicated Funding	\$0.0
VA Non-Restricted Dedicated Funding	\$0.0
VA Restricted Dedicated Funding	\$0.0
<b>Local Subtotal</b>	<b>\$0.0</b>
<b>Debt</b>	<b>\$0.0</b>
<b>Net Accruals</b>	<b>\$0.0</b>
<b>TOTAL</b>	<b>\$0.0</b>

## (CIP0030) Currency Processing Machines

### FY2022 Q3

**Initiative Type:** Project **Mode:** Systemwide  
**Investment Program:** Support Equipment/Services **Location:**  
**Investment Category:** Business and Operations Support

### Description

This project acquires currency sorting and handling equipment for bus and rail operations as well as upgrades existing processing hardware and operating software.



### Expected Outcome

This project supports Metro's financial responsibility.

### Strategic Drivers



Safety



Security



Reliability/SGR

### Overall Status

Development & Evaluation	
Implementation & Construction	
Operations Activation	

Metro accepted and installed 12 currency processing machines in Q3.

### FY2022 Funding (\$ Millions)

FY22 Current Budget	FY22 Forecast Range	YTD % Budget Expended
\$0.2	\$0.1 - \$0.1	90%

Funding Sources	YTD Expended
Formula	\$0.0
PRIIA	\$0.0
Other	\$0.0
<b>Federal Subtotal</b>	<b>\$0.0</b>
System Performance	\$0.0
Reimbursable/Other	\$0.0
DC Dedicated Funding	\$0.0
MD Dedicated Funding	\$0.0
VA Non-Restricted Dedicated Funding	\$0.0
VA Restricted Dedicated Funding	\$0.0
<b>Local Subtotal</b>	<b>\$0.0</b>
<b>Debt</b>	<b>\$0.0</b>
<b>Net Accruals</b>	<b>\$0.1</b>
<b>TOTAL</b>	<b>\$0.1</b>

## (CIP0033) Revenue Facility Equipment Replacement

### FY2022 Q3

**Initiative Type:** Program **Mode:** Systemwide  
**Investment Program:** Support Equipment/Services **Location:** Systemwide  
**Investment Category:** Business and Operations Support

### Description

This program replaces and rehabilitates deteriorated bus bins, cash vaults and other equipment used to collect and transport cash and coins.



### Expected Outcome

Improves bus revenue processing reliability by reducing equipment failures.

### Strategic Drivers



Safety



Security



Reliability/SGR

### Overall Status

(Programs are ongoing)

Development & Evaluation	
Implementation & Construction	
Operations Activation	

Metro is soliciting vault safe and POS equipment and an Uninterruptible Power Supply device.

### FY2022 Funding (\$ Millions)

FY22 Current Budget	FY22 Forecast Range	YTD % Budget Expended
\$0.4	\$0.1 - \$0.1	0%

Funding Sources	YTD Expended
Formula	\$0.0
PRIIA	\$0.0
Other	\$0.0
<b>Federal Subtotal</b>	<b>\$0.0</b>
System Performance	\$0.0
Reimbursable/Other	\$0.0
DC Dedicated Funding	\$0.0
MD Dedicated Funding	\$0.0
VA Non-Restricted Dedicated Funding	\$0.0
VA Restricted Dedicated Funding	\$0.0
<b>Local Subtotal</b>	<b>\$0.0</b>
<b>Debt</b>	<b>\$0.0</b>
<b>Net Accruals</b>	<b>\$0.0</b>
<b>TOTAL</b>	<b>\$0.0</b>

**Active Contracts (CIP0033)**

<b>Contract Number</b>	<b>Vendor</b>	<b>Activity</b>	<b>Award Amount</b>	<b>Award Date</b>	<b>Period of Performance Start Date</b>	<b>Period of Performance End Date</b>
C20074	GENFARE	EQUIP_MATL	\$ 648,252		12/5/2021	12/4/2022

## (CIP0034) Revenue Collection Facility Rehabilitation

### FY2022 Q3

**Initiative Type:** Project **Mode:** Systemwide  
**Investment Program:** Support Equipment/Services **Location:** Alexandria  
**Investment Category:** Business and Operations Support

### Description

This project will rehabilitate the high security facility where Metro processes cash revenue and bring it back into a state of good repair.



### Expected Outcome

Rehabilitate Metro's facility to maintain efficient and secure revenue collection operations.

### Strategic Drivers



Safety



Security



Reliability/SGR

### Overall Status

Development & Evaluation	
Implementation & Construction	X
Operations Activation	X

Metro awarded a contract for Phase 2 of the design of facility improvements in advance of future construction.

### FY2022 Funding (\$ Millions)

FY22 Current Budget	FY22 Forecast Range	YTD % Budget Expended
\$2.1	\$0.8 - \$0.8	23%

Funding Sources	YTD Expended
Formula	\$0.0
PRIIA	\$0.0
Other	\$0.0
<b>Federal Subtotal</b>	<b>\$0.0</b>
System Performance	\$0.0
Reimbursable/Other	\$0.0
DC Dedicated Funding	\$0.0
MD Dedicated Funding	\$0.0
VA Non-Restricted Dedicated Funding	\$0.0
VA Restricted Dedicated Funding	\$0.0
<b>Local Subtotal</b>	<b>\$0.0</b>
<b>Debt</b>	<b>\$0.0</b>
<b>Net Accruals</b>	<b>\$0.5</b>
<b>TOTAL</b>	<b>\$0.5</b>

**Active Contracts (CIP0034)**

Contract Number	Vendor	Activity	Award Amount	Award Date	Period of Performance Start Date	Period of Performance End Date
FQ16036B	The Matthews Group, Inc. T/A TMG Construction	CONSTRUCTION	\$ 17,171,339			
FQ19172L	Johnson, Mirmiran & Thompson Inc.	ENGINEERING	\$ 5,000,000	11/15/2019	11/15/2019	11/14/2024

## (CIP0035) Bicycle and Pedestrian Facility Rehabilitation

### FY2022 Q3

**Initiative Type:** Program      **Mode:** Rail  
**Investment Program:** Platforms & Structures      **Location:** Systemwide  
**Investment Category:** Stations and Passenger Facilities

### Description

This program will improve non-vehicular access to Metrorail stations including: replacing bicycle racks and lockers that have reached the end of their useful life; as well as improving sidewalks and curb designs.



### Expected Outcome

Improves the safety and security of customers through updated pedestrian access routes and bicycle storage facilities as measured by the Metrorail customer injury rate performance indicator [FY20 target of less than 1.40 injuries per million passengers] and the rate of crimes against passengers performance indicator [FY20 target of less than 5.3 crimes per million passengers or fewer]. Supports the region's goals of reducing vehicle use by providing additional and updated options to access Metrorail facilities by foot or bicycle.

### Strategic Drivers



Safety



Security



Reliability/SGR

### Overall Status

(Programs are ongoing)

Development & Evaluation	
Implementation & Construction	
Operations Activation	

Metro anticipates awarding a contract for the installation of 100 new automated bicycle lockers and racks that are securable through a mobile application in Q4.

### FY2022 Funding (\$ Millions)

FY22 Current Budget	FY22 Forecast Range	YTD % Budget Expended
\$3.3	\$0.6 - \$0.6	10%

Funding Sources	YTD Expended
Formula	\$0.0
PRIIA	\$0.0
Other	\$0.0
<b>Federal Subtotal</b>	<b>\$0.0</b>
System Performance	\$0.1
Reimbursable/Other	\$0.0
DC Dedicated Funding	\$0.1
MD Dedicated Funding	\$0.1
VA Non-Restricted Dedicated Funding	\$0.1
VA Restricted Dedicated Funding	\$0.0
<b>Local Subtotal</b>	<b>\$0.3</b>
<b>Debt</b>	<b>\$0.0</b>
<b>Net Accruals</b>	<b>\$0.0</b>
<b>TOTAL</b>	<b>\$0.3</b>



**Active Contracts (CIP0035)**

<b>Contract Number</b>	<b>Vendor</b>	<b>Activity</b>	<b>Award Amount</b>	<b>Award Date</b>	<b>Period of Performance Start Date</b>	<b>Period of Performance End Date</b>
FQ15191-FY18	Gannett Fleming-Parsons Joint Venture II	CONSULT	\$ 100,000,000			
FQ11289-FY17	Potomac Construction Co Inc	CONSTRUCTION	\$ 3,580,158			
FQ18033D	Jacobs Engineering Group, Inc.	CONSULT	\$ 80,500,000			
FQ16036A	Potomac Construction Co Inc	CONSTRUCTION	\$ 17,972,366			
CQ19029	Insight Public Sector, Inc.	EQUIP_MATL	\$ 14,210,561			

## (CIP0036) Procurement Program Support

### FY2022 Q3

**Initiative Type:** Program **Mode:** Systemwide  
**Investment Program:** Support Equipment/Services **Location:** Systemwide  
**Investment Category:** Business and Operations Support

### Description

Staff support for capital program procurement activity including support for the management and oversight of Metro's Small Business and Disadvantaged Business Enterprise Programs.



### Expected Outcome

Addresses Metro compliance with federal and local jurisdictional regulations including those regarding minority and small business contracting matters and supports timely procurement of capital contracts.

### Strategic Drivers



Safety



Security



Reliability/SGR

### Overall Status

(Programs are ongoing)

Development & Evaluation	
Implementation & Construction	
Operations Activation	

### FY2022 Funding (\$ Millions)

FY22 Current Budget	FY22 Forecast Range	YTD % Budget Expended
\$1.9	\$5.5 - \$6.5	188%

Funding Sources	YTD Expended
Formula	\$0.0
PRIIA	\$0.0
Other	\$0.0
<b>Federal Subtotal</b>	<b>\$0.0</b>
System Performance	\$2.7
Reimbursable/Other	\$0.0
DC Dedicated Funding	\$0.3
MD Dedicated Funding	\$0.3
VA Non-Restricted Dedicated Funding	\$0.2
VA Restricted Dedicated Funding	\$0.1
<b>Local Subtotal</b>	<b>\$3.6</b>
<b>Debt</b>	<b>\$0.0</b>
<b>Net Accruals</b>	<b>\$0.1</b>
<b>TOTAL</b>	<b>\$3.7</b>

## (CIP0039) System Planning and Development

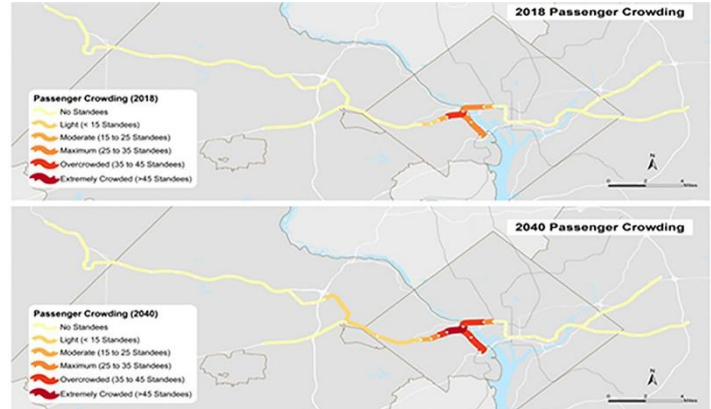
### FY2022 Q3

**Initiative Type:** Program  
**Investment Program:** Support Equipment/Services  
**Investment Category:** Business and Operations Support

**Mode:** Systemwide  
**Location:** Systemwide

### Description

This program conducts near-term and long-range planning studies and produces plans for station improvements that improve pedestrian flow, travel time, customer experience, vertical transportation, bus or rail operations, and station access.



### Expected Outcome

Allows Metro to continue to improve service to equitably meet customer and regional needs.

### Strategic Drivers



### Overall Status

(Programs are ongoing)

Development & Evaluation	
Implementation & Construction	
Operations Activation	

Metro is working on several projects, including a study on development, zoning and ridership trends to inform planning and system improvements, as well as fare and service modeling and customer behavior.

### FY2022 Funding (\$ Millions)

FY22 Current Budget	FY22 Forecast Range	YTD % Budget Expended
\$3.8	\$2.1 - \$3.1	37%

Funding Sources	YTD Expended
Formula	\$0.0
PRIIA	\$0.0
Other	\$0.0
<b>Federal Subtotal</b>	<b>\$0.0</b>
System Performance	\$1.4
Reimbursable/Other	\$0.0
DC Dedicated Funding	\$0.0
MD Dedicated Funding	\$0.0
VA Non-Restricted Dedicated Funding	\$0.0
VA Restricted Dedicated Funding	\$0.0
<b>Local Subtotal</b>	<b>\$1.4</b>
<b>Debt</b>	<b>\$0.0</b>
<b>Net Accruals</b>	<b>\$0.0</b>
<b>TOTAL</b>	<b>\$1.4</b>

**Active Contracts (CIP0039)**

Contract Number	Vendor	Activity	Award Amount	Award Date	Period of Performance Start Date	Period of Performance End Date
C20102B	Cambridge Systematics, Inc.	CONSULT	\$ 1,876,187	10/4/2021	10/4/2021	10/3/2022
CQ20005	Massachusetts Institute of Technology	CONSULT	\$ 1,603,194	4/25/2021	7/1/2021	6/30/2024
C20102K	VHB - Vanasse Hangen Brustlin, Inc.	CONSULT	\$ 707,534	6/11/2021	10/1/2020	9/30/2023
CPLAN211091	MVS, Inc.	IT_SOFTWARE_OTH	\$ 654,118	12/15/2021	12/8/2020	12/31/2021
CQ17127	KORBATO	CONSULT	\$ 610,500		8/9/2021	8/8/2022
C20102F	IBI Group Professional Services USA Inc	CONSULT	\$ 548,127	11/4/2021	11/4/2021	9/30/2023
FQ15124_ANN	AnnuK Incorporated	CONSULT	\$ 10,319,611			
FQ18033A	Parsons Transportation Group Inc	CONSULT	\$ 12,500,000			
FQ15005A	AECOM, USA, INC.	CONSULT	\$ 8,627,916			
FQ15005B	Kimley-Horn and Associates, Inc.	CONSULT	\$ 4,925,967			
FQ15005C	VHB - Vanasse Hangen Brustlin, Inc.	CONSULT	\$ 2,690,515	1/15/2020	1/15/2020	10/15/2020

## (CIP0042) Asset Management Software Improvements

### FY2022 Q3

**Initiative Type:** Program **Mode:** Systemwide  
**Investment Program:** IT **Location:** Systemwide  
**Investment Category:** Business and Operations Support

### Description

This program evaluates Metro's maturing business practices surrounding asset management and supports software modifications or the purchase and implementation of new software solutions.



### Expected Outcome

Allows Metro to track assets throughout their lifecycle from initial procurement to disposal.

### Strategic Drivers



Safety



Security



Reliability/SGR

### Overall Status

(Programs are ongoing)

Development & Evaluation	
Implementation & Construction	
Operations Activation	

Metro is completing tasks related to the decommissioning of the Windchill application and consolidation of PLM functionality into Metro's existing asset management system.

### FY2022 Funding (\$ Millions)

FY22 Current Budget	FY22 Forecast Range	YTD % Budget Expended
\$1.0	\$0.1 - \$0.1	12%

Funding Sources	YTD Expended
Formula	\$0.0
PRIIA	\$0.0
Other	\$0.0
<b>Federal Subtotal</b>	<b>\$0.0</b>
System Performance	\$0.1
Reimbursable/Other	\$0.0
DC Dedicated Funding	\$0.0
MD Dedicated Funding	\$0.0
VA Non-Restricted Dedicated Funding	\$0.0
VA Restricted Dedicated Funding	\$0.0
<b>Local Subtotal</b>	<b>\$0.1</b>
<b>Debt</b>	<b>\$0.0</b>
<b>Net Accruals</b>	<b>\$0.0</b>
<b>TOTAL</b>	<b>\$0.1</b>

**Active Contracts (CIP0042)**

<b>Contract Number</b>	<b>Vendor</b>	<b>Activity</b>	<b>Award Amount</b>	<b>Award Date</b>	<b>Period of Performance Start Date</b>	<b>Period of Performance End Date</b>
FQ15124_C2H	CH2M HILL Inc	CONSULT	\$ 11,845,777			
FQ14079	Birlasoft Consulting Inc.	CONSULT	\$ 7,884,431		6/10/2016	6/10/2016

# (CIP0043) Bus and Rail Scheduling and Operations Software Improvements

## FY2022 Q3

**Initiative Type:** Project **Mode:** Bus  
**Investment Program:** IT **Location:** Systemwide  
**Investment Category:** Business and Operations Support

### Description

This project will acquire scheduling software for both bus and rail scheduling functions.



### Expected Outcome

Enables workforce flexibility, efficiency, and compliancy through scheduling that maximally complies with work rules, including fatigue policies. A single enterprise scheduling system will reduce costs associated with operating and maintaining the system.

### Strategic Drivers



Safety



Security



Reliability/SGR

### Overall Status

Development & Evaluation	
Implementation & Construction	<b>X</b>
Operations Activation	<b>X</b>

Metro awarded a contract for Phase 1 of the Bus and Rail scheduling system in Q3. The MetroAccess scheduling system product is anticipated to begin implementation in FY2023.

### FY2022 Funding (\$ Millions)

FY22 Current Budget	FY22 Forecast Range	YTD % Budget Expended
\$2.0	\$0.3 - \$0.3	9%

Funding Sources	YTD Expended
Formula	\$0.0
PRIIA	\$0.0
Other	\$0.0
<b>Federal Subtotal</b>	<b>\$0.0</b>
System Performance	\$0.2
Reimbursable/Other	\$0.0
DC Dedicated Funding	\$0.0
MD Dedicated Funding	\$0.0
VA Non-Restricted Dedicated Funding	\$0.0
VA Restricted Dedicated Funding	\$0.0
<b>Local Subtotal</b>	<b>\$0.2</b>
<b>Debt</b>	<b>\$0.0</b>
<b>Net Accruals</b>	<b>\$0.0</b>
<b>TOTAL</b>	<b>\$0.2</b>

**Active Contracts (CIP0043)**

Contract Number	Vendor	Activity	Award Amount	Award Date	Period of Performance Start Date	Period of Performance End Date
C20059	Giro Inc	IT_SOFTWARE_BUS	\$ 8,062,440	2/11/2022	2/14/2022	2/13/2023
CQ19104	Dell Marketing LP	IT_HARDWARE_BUS	\$ 55,000,000			
FQ18033C	WSP USA Inc.	CONSULT	\$ 12,500,000			
CQ18192	Trapeze Software Group Inc	IT_SOFTWARE_BUS	\$ 5,899,467			
FQ15124_COM	Compass Solutions LLC	CONSULT	\$ 3,602,917		5/1/2019	4/30/2020
FQ15124_ESI	Elegant Enterprise Wide Solutions, Inc.	CONSULT	\$ 355,500		5/1/2019	4/30/2020



# (CIP0056) Rail Service Management Software Improvements

**FY2022 Q3**

**Initiative Type:** Program  
**Investment Program:** IT  
**Investment Category:** Business and Operations Support  
**Mode:** Rail  
**Location:** Systemwide

## Description

This program will provide software updates and system integration between the Rail Operations Control Center (ROCC) and Passenger Information Display System (PIDS) at each station, ensuring train information is accurate and available to customers.



## Expected Outcome

Provides accurate information to Metrorail customers and employees regarding train arrival schedules and service disruptions.

## Strategic Drivers



Safety



Security



Reliability/SGR

## Overall Status

(Programs are ongoing)

Development & Evaluation	
Implementation & Construction	
Operations Activation	

Metro is continuing to upgrade Passenger Information Display Systems (PIDS). Metro has also deployed Advanced Information Management system software for Silver Line Phase II stations and advanced the software procurement process for the Potomac Yard station.

## FY2022 Funding (\$ Millions)

FY22 Current Budget	FY22 Forecast Range	YTD % Budget Expended
\$9.6	\$4.2 - \$4.2	40%

Funding Sources	YTD Expended
Formula	\$0.0
PRIIA	\$0.0
Other	\$0.0
<b>Federal Subtotal</b>	<b>\$0.0</b>
System Performance	\$4.3
Reimbursable/Other	\$0.0
DC Dedicated Funding	\$0.0
MD Dedicated Funding	\$0.0
VA Non-Restricted Dedicated Funding	\$0.0
VA Restricted Dedicated Funding	\$0.0
<b>Local Subtotal</b>	<b>\$4.3</b>
<b>Debt</b>	<b>\$0.0</b>
<b>Net Accruals</b>	<b>\$-0.4</b>
<b>TOTAL</b>	<b>\$3.9</b>

**Active Contracts (CIP0056)**

Contract Number	Vendor	Activity	Award Amount	Award Date	Period of Performance Start Date	Period of Performance End Date
CQ19104	Dell Marketing LP	IT_HARDWARE_OTH	\$ 194,300,000	7/22/2019	7/22/2019	7/22/2022
CQ15052	ARINC Incorporated	CONSULT	\$ 3,522,520		1/16/2018	10/31/2021
CIT01222013-PMG	Kambrian Corporation	CONSULT	\$ 104,514		8/16/2021	8/15/2022
FQ15124_22ND*	22nd Century Technologies Inc	CONSULT	\$ 3,379,942			
FQ15124_ANN	Annuk Incorporated	CONSULT	\$ 10,319,611			
FQ15124_CW	CW Professional Services LLC	CONSULT	\$ 1,955,733			
FQ15124_NFF	Networking for Future, Inc. (NFF, Inc.)	CONSULT	\$ 7,894,284			
FQ15124_POW	Powersolv Inc	CONSULT	\$ 3,955,098			
FQ15124_SFA	Susan Fitzgerald & Associates, Inc.	CONSULT	\$ 90,866,612			
FQ15124_SIRC*	Software Information Resource Corporatio	CONSULT	\$ 31,763,208			

## (CIP0059) 8000-Series Railcars

FY2022 Q3

**Initiative Type:** Project  
**Investment Program:** Acquisition  
**Investment Category:** Railcar and Railcar Facilities

**Mode:** Rail  
**Location:** Systemwide

### Description

This project acquires up to 800 new 8000 series railcars. The initial 360 vehicles replace the 2000 and 3000 series railcars.



### Expected Outcome

Acquires new railcars to allow for retirement of the 2000 and 3000 series cars at the end of their 40-year service life. Maintaining the rail fleet in a state of good repair prevents future safety and reliability concerns as measured by the Rail Fleet Reliability performance indicator [FY20 greater than 130,000 miles between delay]. In addition, new railcars reduce maintenance needs, and provides improved customer features.

### Strategic Drivers



### Overall Status

Development & Evaluation	
Implementation & Construction	<b>X</b>
Operations Activation	

Metro awarded a contract for the 8000 Series and issued a Notice to Proceed (NTP) in March 2021. Conceptual design review is ongoing.

### FY2022 Funding (\$ Millions)

FY22 Current Budget	FY22 Forecast Range	YTD % Budget Expended
\$31.0	\$14.8 - \$19.8	41%

Funding Sources	YTD Expended
Formula	\$0.0
PRIIA	\$0.0
Other	\$0.0
<b>Federal Subtotal</b>	<b>\$0.0</b>
System Performance	\$0.0
Reimbursable/Other	\$0.0
DC Dedicated Funding	\$0.6
MD Dedicated Funding	\$0.5
VA Non-Restricted Dedicated Funding	\$0.4
VA Restricted Dedicated Funding	\$0.1
<b>Local Subtotal</b>	<b>\$21.6</b>
<b>Debt</b>	<b>\$20.0</b>
<b>Net Accruals</b>	<b>\$-9.0</b>
<b>TOTAL</b>	<b>\$12.6</b>

**Active Contracts (CIP0059)**

Contract Number	Vendor	Activity	Award Amount	Award Date	Period of Performance Start Date	Period of Performance End Date
FQ18149	LTK Engineering Services	ENGINEERING	\$ 21,628,867		9/18/2018	9/17/2025
FQ14079	Birlasoft Consulting Inc.	CONSULT	\$ 13,804,268		6/10/2016	6/10/2016
FQ15124_LIM	Limbic Systems Inc	CONSULT	\$ 3,287,135			
FQ15124_POW	Powersolv Inc	CONSULT	\$ 3,955,098			
FQ15124_SFA	Susan Fitzgerald & Associates, Inc.	CONSULT	\$ 90,866,612			
CQ19038	Hitachi Rail Washington LLC	RAILCARS	\$ 685,000,000	11/30/2020	11/30/2020	11/29/2030
FQ15124_SIRC*	Software Information Resource Corporatio	CONSULT	\$ 31,763,208		4/13/2016	4/30/2020


## (CIP0063) Rail Vehicle Scheduled Maintenance Program

### FY2022 Q3

<b>Initiative Type:</b>	Program	<b>Mode:</b>	Rail
<b>Investment Program:</b>	Maintenance/Overhaul	<b>Location:</b>	Greenbelt Rail Yard; Brentwood Rail Yard
<b>Investment Category:</b>	Railcar and Railcar Facilities		

### Description

This program will support scheduled overhauls of approximately one-fifth of the fleet (225 cars) annually. Major rail vehicle systems overhauled include, but are not limited to, replacement of wheels, brakes, traction motors, propulsion systems, HVAC, couplers and vital relays.



### Expected Outcome

Maintains the rail fleet in a state of good repair to prevent future safety and reliability concerns as measured by the Rail Fleet Reliability performance indicator [FY20 greater than 130,000 miles between delay] and the Metrorail customer injury rate performance indicator [FY20 target of less than 1.40 injuries per million passengers].

### Strategic Drivers



Safety



Security



Reliability/SGR

### Overall Status

(Programs are ongoing)

Development & Evaluation	
Implementation & Construction	
Operations Activation	

Metro has completed Scheduled Maintenance Program (SMP) overhauls on 80 railcars (52 3000 Series, 28 6000 Series) out of a planned 116 railcars for FY2022. The SMP for the 2000 Series is delayed as they are needed for passenger service while the 7000 Series remain sidelined.

### FY2022 Funding (\$ Millions)

FY22 Current Budget	FY22 Forecast Range	YTD % Budget Expended
\$64.8	\$72.1 - \$75.1	87%

Funding Sources	YTD Expended
Formula	\$0.0
PRIIA	\$38.1
Other	\$0.0
<b>Federal Subtotal</b>	<b>\$38.1</b>
System Performance	\$0.1
Reimbursable/Other	\$0.0
DC Dedicated Funding	\$6.1
MD Dedicated Funding	\$5.7
VA Non-Restricted Dedicated Funding	\$4.2
VA Restricted Dedicated Funding	\$1.1
<b>Local Subtotal</b>	<b>\$17.2</b>
<b>Debt</b>	<b>\$0.0</b>
<b>Net Accruals</b>	<b>\$1.0</b>
<b>TOTAL</b>	<b>\$56.3</b>

**Active Contracts (CIP0063)**

Contract Number	Vendor	Activity	Award Amount	Award Date	Period of Performance Start Date	Period of Performance End Date
FCMNT211263	Kawasaki Rail Car Inc	RAIL_REHAB	\$ 45,738,179		4/5/2022	4/4/2025
C20081	Standard Steel LLC	RAIL_REHAB	\$ 1,792,000	11/7/2019	11/7/2019	2/5/2020
CCMNT211126-ER	Simmons Machine Tool Corp	RAIL_REHAB	\$ 523,835		9/17/2021	9/16/2022
FQ18184	Maintenance Solutions, Inc.	EQUIP_MAT L	\$ 474,110	7/11/2018	7/11/2018	7/10/2020
FQ18214/RLJ	Universal Interiors LLC	REPAIRABLE S	\$ 307,848			
FQ18202	Phillips Corporation	REPAIRABLE S	\$ 254,450			
FQ18033G	Gannett Fleming Engineers and Architects	CONSULT	\$ 70,000,000		8/23/2018	8/23/2023
FQ18033F	DHA/RK&K Joint Venture	ENGINEERING	\$ 18,500,000			
C20138	Merak North America	REPAIRABLE S	\$ 3,423,578			
FQ19190	International Process	REPAIRABLE S	\$ 2,850,000			
CQ17033	Merak North America	REPAIRABLE S	\$ 1,800,000			
FQ18129	Saft America Inc	REPAIRABLE S	\$ 810,400			
CQ19242	Better Engineering Mfg Inc	REPAIRABLE S	\$ 631,852			
CQ19051	rdg, Inc.	REPAIRABLE S	\$ 612,800	12/19/2019	12/19/2019	12/18/2020

## (CIP0067) Rail Vehicle Safety & Reliability Improvements

FY2022 Q3

**Initiative Type:** Program  
**Investment Program:** Maintenance/Overhaul  
**Investment Category:** Railcar and Railcar Facilities

**Mode:** Rail  
**Location:** Systemwide

### Description

This program performs engineering analysis, diagnosis, testing and resolution of safety, maintenance and operational issues.



### Expected Outcome

Improves and maintains the reliability of the railcar fleet as measured by the Rail Fleet Reliability performance indicator [FY20 greater than 130,000 miles between delay].

### Strategic Drivers



Safety



Security



Reliability/SGR

### Overall Status

(Programs are ongoing)

Development & Evaluation	
Implementation & Construction	
Operations Activation	

Metro is continuing fleet implementation for Precision Station Stop, Converter Function Module, and Stop & Proceed software updates for 2000/3000 and 6000 Series Railcars. Metro is also planning to implement HVAC improvements in railcars.

### FY2022 Funding (\$ Millions)

FY22 Current Budget	FY22 Forecast Range	YTD % Budget Expended
\$3.1	\$1.5 - \$2.5	10%

Funding Sources	YTD Expended
Formula	\$0.0
PRIIA	\$0.0
Other	\$0.0
<b>Federal Subtotal</b>	<b>\$0.0</b>
System Performance	\$0.0
Reimbursable/Other	\$0.0
DC Dedicated Funding	\$0.2
MD Dedicated Funding	\$0.2
VA Non-Restricted Dedicated Funding	\$0.1
VA Restricted Dedicated Funding	\$0.0
<b>Local Subtotal</b>	<b>\$0.5</b>
<b>Debt</b>	<b>\$0.0</b>
<b>Net Accruals</b>	<b>\$-0.2</b>
<b>TOTAL</b>	<b>\$0.3</b>

**Active Contracts (CIP0067)**

<b>Contract Number</b>	<b>Vendor</b>	<b>Activity</b>	<b>Award Amount</b>	<b>Award Date</b>	<b>Period of Performance Start Date</b>	<b>Period of Performance End Date</b>
FQ18116	Alstom Signaling Inc	EQUIP_MATL	\$ 2,293,619			
FQ19148	LTK Engineering Services	ENGINEERING	\$ 24,676,051		7/1/2020	6/30/2021
C20147	K&J Consulting Services Inc	CONSULT	\$ 19,773,890			
CQ9205 - FY19	LTK Engineering Services	ENGINEERING	\$ 15,234,969			
FQ17046	Alstom Transportation Inc	ENGINEERING	\$ 1,169,938			



## (CIP0072) Elevator Rehabilitation Program

### FY2022 Q3

**Initiative Type:** Program  
**Investment Program:** Vertical Transportation  
**Investment Category:** Stations and Passenger Facilities  
**Mode:** Rail  
**Location:** Systemwide

### Description

This program rehabilitates elevators at Metrorail stations across the system including the replacement of internal elevator components and lighting upgrades to maintain a state of good repair.



### Expected Outcome

Maintains elevators in a state of good repair to preserve availability as measured by the Elevator Availability key performance indicator [FY20 target greater than 97%].

### Strategic Drivers



Safety



Security



Reliability/SGR

### Overall Status

(Programs are ongoing)

Development & Evaluation	
Implementation & Construction	
Operations Activation	

Metro has rehabilitated six elevator units at various locations in FY2022.

### FY2022 Funding (\$ Millions)

FY22 Current Budget	FY22 Forecast Range	YTD % Budget Expended
\$9.0	\$2.7 - \$3.7	22%

Funding Sources	YTD Expended
Formula	\$0.0
PRIIA	\$1.4
Other	\$0.0
<b>Federal Subtotal</b>	<b>\$1.4</b>
System Performance	\$0.0
Reimbursable/Other	\$0.0
DC Dedicated Funding	\$0.2
MD Dedicated Funding	\$0.1
VA Non-Restricted Dedicated Funding	\$0.1
VA Restricted Dedicated Funding	\$0.0
<b>Local Subtotal</b>	<b>\$0.4</b>
<b>Debt</b>	<b>\$0.0</b>
<b>Net Accruals</b>	<b>\$0.2</b>
<b>TOTAL</b>	<b>\$2.0</b>

**Active Contracts (CIP0072)**

<b>Contract Number</b>	<b>Vendor</b>	<b>Activity</b>	<b>Award Amount</b>	<b>Award Date</b>	<b>Period of Performance Start Date</b>	<b>Period of Performance End Date</b>
FQ14021R	Tompkins/Mid-American JV	CONSTRUCTION	\$ 44,159,004	9/27/2019	12/3/2019	3/31/2020
FQ18060	Benons LLC dba Falcon Transport	3RD_PARTY	\$ 1,915,996	9/22/2021	10/15/2021	10/14/2022

## (CIP0073) Escalator Rehabilitation Program

**FY2022 Q3**

**Initiative Type:** Program **Mode:** Rail  
**Investment Program:** Vertical Transportation **Location:** Systemwide  
**Investment Category:** Stations and Passenger Facilities

### Description

This program rehabilitates escalators to maintain a state of good repair.



### Expected Outcome

Maintains escalators in a state of good repair to prevent potential safety issues and preserve availability as measured by the Escalator Availability key performance indicator [FY20 target greater than 92%].

### Strategic Drivers



Safety



Security



Reliability/SGR

### Overall Status

(Programs are ongoing)

Development & Evaluation	
Implementation & Construction	
Operations Activation	

Metro has rehabilitated 15 units at various locations out of a planned total of 22 in FY2022 .

### FY2022 Funding (\$ Millions)

FY22 Current Budget	FY22 Forecast Range	YTD % Budget Expended
\$19.6	\$14.9 - \$16.9	61%

Funding Sources	YTD Expended
Formula	\$0.0
PRIIA	\$10.5
Other	\$0.0
<b>Federal Subtotal</b>	<b>\$10.5</b>
System Performance	\$0.0
Reimbursable/Other	\$0.0
DC Dedicated Funding	\$0.5
MD Dedicated Funding	\$0.5
VA Non-Restricted Dedicated Funding	\$0.3
VA Restricted Dedicated Funding	\$0.1
<b>Local Subtotal</b>	<b>\$1.4</b>
<b>Debt</b>	<b>\$0.0</b>
<b>Net Accruals</b>	<b>\$0.1</b>
<b>TOTAL</b>	<b>\$12.0</b>

**Active Contracts (CIP0073)**

<b>Contract Number</b>	<b>Vendor</b>	<b>Activity</b>	<b>Award Amount</b>	<b>Award Date</b>	<b>Period of Performance Start Date</b>	<b>Period of Performance End Date</b>
FQ19006	TMAKm Joint Venture	CONSTRUCTION	\$ 65,383,719	8/28/2019	8/28/2019	8/27/2024
FQ12220	Kone Inc	CONSTRUCTION	\$ 152,482,462	6/1/2016	6/1/2016	8/10/2016

## (CIP0076) Rail System Power Upgrades

### FY2022 Q3

**Initiative Type:** Project  
**Investment Program:** Power  
**Investment Category:** Rail Systems

**Mode:** Rail  
**Location:** Franconia-Springfield, King St., Pentagon City, Greenbelt, West Hyattsville, Tenleytown, Takoma Park, PG Plaza

### Description

This project will upgrade and replace electrical infrastructure equipment to improve performance of the rail power system and accommodate additional eight-car trains. Upgrades to the rail power infrastructure include Traction Power Substations, Tie Breaker Stations, cabling, and transformers to both increase system capacity and reliability. Future upgrades on the red, yellow, and green lines will be completed with the needed state of good repair work under CIP0253.



### Expected Outcome

Contributes to Metro's ability to operate more 8-car trains in revenue service to increase capacity, reduce crowding, and improve the riding experience for Metrorail customers.

### Strategic Drivers



Safety



Security



Reliability/SGR

### Overall Status

Development & Evaluation	
Implementation & Construction	<b>X</b>
Operations Activation	<b>X</b>

Metro continues to replace cable and install Tie Breaker Station and Traction Power Substations (TPSS) at various locations across the system.

### FY2022 Funding (\$ Millions)

FY22 Current Budget	FY22 Forecast Range	YTD % Budget Expended
\$25.7	\$32.8 - \$36.8	106%

Funding Sources	YTD Expended
Formula	\$0.0
PRIIA	\$0.0
Other	\$0.0
<b>Federal Subtotal</b>	<b>\$0.0</b>
System Performance	\$0.4
Reimbursable/Other	\$1.7
DC Dedicated Funding	\$2.6
MD Dedicated Funding	\$2.5
VA Non-Restricted Dedicated Funding	\$1.8
VA Restricted Dedicated Funding	\$0.5
<b>Local Subtotal</b>	<b>\$27.1</b>
<b>Debt</b>	<b>\$17.7</b>
<b>Net Accruals</b>	<b>\$0.3</b>
<b>TOTAL</b>	<b>\$27.3</b>

**Active Contracts (CIP0076)**

Contract Number	Vendor	Activity	Award Amount	Award Date	Period of Performance Start Date	Period of Performance End Date
FQ18033G	Gannett Fleming Engineers and Architects	CONSULT	\$ 86,750,000		8/23/2018	8/23/2023
FQ15237R	Clark Construction Group, LLC	CONSTRUCTIO N	\$ 5,180,808			
FCMOWE210 07	ETAP Automation - USA	ENGINEERING	\$ 210,000	7/2/2021	7/6/2021	7/5/2022
FQ15192- FY19	Mott MacDonald I&E, LLC	CONSULT	\$ 100,000,000			
FQ18033D	Jacobs Engineering Group, Inc.	CONSULT	\$ 80,500,000			
FQ19061	C3M Power Systems, LLC	CONSTRUCTIO N	\$ 69,412,884			
FQ17165	C3M Power Systems, LLC	CONSTRUCTIO N	\$ 60,121,710	4/12/2018	4/19/2018	4/18/2023
FQ15192- FY18	Mott MacDonald I&E, LLC	CONSULT	\$ 60,000,000			
FQ16148	C3M Power Systems, LLC	CONSTRUCTIO N	\$ 57,396,617			
C20147	K&J Consulting Services Inc	CONSTRUCTIO N	\$ 19,773,890			
FQ18033A	Parsons Transportation Group Inc	CONSULT	\$ 12,500,000			
FQ18033C	WSP USA Inc.	ENGINEERING	\$ 12,500,000			
FQ17101B	Kupper Engineering, Inc.	EQUIP_MATL	\$ 10,000,000			
CQ18173- COOP	Graybar Electric Co Inc	EQUIP_MATL	\$ 5,000,000		10/30/2018	1/31/2023
CQ19274- COOP	CDW Direct LLC CDW Direct	IT_HARDWARE _OTH	\$ 2,401,714			
FQ15191- FY18	Gannett Fleming-Parsons Joint Venture II	CONSULT	\$ 41,672,394			

## (CIP0087) Station and Facility Restoration Program

### FY2022 Q3

**Initiative Type:** Program **Mode:** Rail  
**Investment Program:** Platforms & Structures **Location:** Systemwide  
**Investment Category:** Stations and Passenger Facilities

### Description

This program consists of evaluation of station condition, replacement of worn materials and fixtures, thorough cleaning and power washing of concrete and architectural features and the rehabilitation of restrooms. Each Metrorail station is scheduled for restoration approximately every four years.



### Expected Outcome

Provides customers and employees with a safe, clean and well-maintained environment.

### Strategic Drivers



Safety



Security



Reliability/SGR

### Overall Status

(Programs are ongoing)

Development & Evaluation	
Implementation & Construction	
Operations Activation	

Nine stations out of a planned 16 have been restored in FY2022. In Q3, restoration was ongoing at Metro Center, Farragut North, Capital South, and McPherson Square.

### FY2022 Funding (\$ Millions)

FY22 Current Budget	FY22 Forecast Range	YTD % Budget Expended
\$14.4	\$11.2 - \$11.2	58%

Funding Sources	YTD Expended
Formula	\$0.0
PRIIA	\$0.0
Other	\$0.0
<b>Federal Subtotal</b>	<b>\$0.0</b>
System Performance	\$1.7
Reimbursable/Other	\$0.0
DC Dedicated Funding	\$2.3
MD Dedicated Funding	\$2.1
VA Non-Restricted Dedicated Funding	\$1.6
VA Restricted Dedicated Funding	\$0.4
<b>Local Subtotal</b>	<b>\$8.3</b>
<b>Debt</b>	<b>\$0.2</b>
<b>Net Accruals</b>	<b>\$0.1</b>
<b>TOTAL</b>	<b>\$8.4</b>

**Active Contracts (CIP0087)**

Contract Number	Vendor	Activity	Award Amount	Award Date	Period of Performance Start Date	Period of Performance End Date
FQ16148	C3M Power Systems, LLC	CONSTRUCTION	\$ 118,539,824		5/10/2017	6/30/2022
C20065	GRAINGER	EQUIP_MATL	\$ 5,000,000		11/12/2019	12/31/2022
C20023	RPS Corporation	EQUIP_MATL	\$ 210,550	12/20/2019	12/20/2019	12/18/2020
FQ18033G	Gannett Fleming Engineers and Architects	CONSULT	\$ 70,000,000		8/23/2018	8/23/2023
FQ18033F	DHA/RK&K Joint Venture	CONSULT	\$ 55,000,000		8/16/2018	8/16/2023
C20049	Herc Rentals Inc.	EQUIP_MATL	\$ 2,000,000			



## (CIP0088) Station Entrance Canopy Installation

**FY2022 Q3**

**Initiative Type:** Project **Mode:** Rail  
**Investment Program:** Platforms & Structures **Location:** Systemwide  
**Investment Category:** Stations and Passenger Facilities

### Description

This project installs new station entrance canopies over entry escalators and stairways.



### Expected Outcome

Improves the reliability and useful life of escalators by protecting escalators and stairways from exposure to weather as measured by the Escalator Availability key performance indicator [FY20 target greater than 92%]. Provides additional coverage for customers as they enter and exit the station.

### Strategic Drivers



Safety



Security



Reliability/SGR

### Overall Status

Development & Evaluation	
Implementation & Construction	<b>X</b>
Operations Activation	<b>X</b>

Metro completed work on the Judiciary Square (South) stairs in Q1 and continues work on the installation of the DuPont Circle (North) canopy- anticipated to be completed by the end of FY2022. A contract for Phase 4 of the project was awarded in Q1. In Q3, work on the stairway installation at Bethesda began.

### FY2022 Funding (\$ Millions)

FY22 Current Budget	FY22 Forecast Range	YTD % Budget Expended
\$4.2	\$7.2 - \$7.2	129%

Funding Sources	YTD Expended
Formula	\$3.0
PRIIA	\$0.0
Other	\$0.0
<b>Federal Subtotal</b>	<b>\$3.0</b>
System Performance	\$0.2
Reimbursable/Other	\$0.0
DC Dedicated Funding	\$0.2
MD Dedicated Funding	\$0.2
VA Non-Restricted Dedicated Funding	\$0.1
VA Restricted Dedicated Funding	\$0.0
<b>Local Subtotal</b>	<b>\$0.7</b>
<b>Debt</b>	<b>\$0.0</b>
<b>Net Accruals</b>	<b>\$1.7</b>
<b>TOTAL</b>	<b>\$5.4</b>

**Active Contracts (CIP0088)**

Contract Number	Vendor	Activity	Award Amount	Award Date	Period of Performance Start Date	Period of Performance End Date
FQ15191-FY18	Gannett Fleming-Parsons Joint Venture II	ENGINEERING	\$ 100,000,000			
FMCAP211066	Clark Construction Group, LLC	CONSTRUCTION	\$ 36,109,000	8/18/2021	9/16/2021	8/17/2026
FQ15104	F.H. Paschen, S.N. Nielsen & Assoc., LLC	CONSTRUCTION	\$ 29,135,000			
FQ18110	CHK America Inc	3RD_PARTY	\$ 14,443,906		4/12/2021	4/11/2022
FQ19172G	Gannett Fleming Engineers and Architects	ENGINEERING	\$ 72,500,000		10/3/2019	10/3/2024
FQ18033B	HNTB Corporation	ENGINEERING	\$ 65,000,000		8/2/2018	8/1/2023
FQ18033C	WSP USA Inc.	CONSULT	\$ 60,000,000		8/15/2018	8/15/2023
FQ15191-FY19	Gannett Fleming-Parsons Joint Venture II	CONSULT	\$ 50,000,000			
FQ18033F	DHA/RK&K Joint Venture	CONSULT	\$ 45,500,000		8/16/2018	8/16/2023
C20147	K&J Consulting Services Inc	CONSTRUCTION	\$ 19,773,890			

## (CIP0099) Joint Development Program Support

### FY2022 Q3

**Initiative Type:** Program **Mode:** Systemwide  
**Investment Program:** Support Equipment/Services **Location:** Systemwide  
**Investment Category:** Business and Operations Support

### Description

This program supports the technical, legal, real estate advisory, and related services to support joint development planning and execution.



### Expected Outcome

Allows Metro to perform appropriate due diligence and accelerates the joint development process to increase ridership and economic development.

### Strategic Drivers



Safety



Security



Reliability/SGR

### Overall Status

(Programs are ongoing)

Development & Evaluation	
Implementation & Construction	
Operations Activation	

Metro is continuing the transactional work that is required to enter into joint development agreements with various developers, including at West Falls Church.

### FY2022 Funding (\$ Millions)

FY22 Current Budget	FY22 Forecast Range	YTD % Budget Expended
\$2.1	\$0.9 - \$0.9	34%

Funding Sources	YTD Expended
Formula	\$0.0
PRIIA	\$0.0
Other	\$0.0
<b>Federal Subtotal</b>	<b>\$0.0</b>
System Performance	\$0.2
Reimbursable/Other	\$0.0
DC Dedicated Funding	\$0.2
MD Dedicated Funding	\$0.2
VA Non-Restricted Dedicated Funding	\$0.2
VA Restricted Dedicated Funding	\$0.0
<b>Local Subtotal</b>	<b>\$0.9</b>
<b>Debt</b>	<b>\$0.0</b>
<b>Net Accruals</b>	<b>\$-0.2</b>
<b>TOTAL</b>	<b>\$0.7</b>

**Active Contracts (CIP0099)**

<b>Contract Number</b>	<b>Vendor</b>	<b>Activity</b>	<b>Award Amount</b>	<b>Award Date</b>	<b>Period of Performance Start Date</b>	<b>Period of Performance End Date</b>
FQ18110	CHK America Inc	EQUIP_MATL	\$ 14,443,906		4/12/2021	4/11/2022
FQ18033C	WSP USA Inc.	CONSULT	\$ 34,000,000			
CQ19089	Jones Lang LaSalle Americas Inc	CONSULT	\$ 3,000,000			

## (CIP0101) Internal Compliance Capital Management Support

### FY2022 Q3

**Initiative Type:** Program **Mode:** Systemwide  
**Investment Program:** Support Equipment/Services **Location:** Systemwide  
**Investment Category:** Business and Operations Support

### Description

This program supports the performance of internal audits and oversight of the capital program.



### Expected Outcome

Allows Metro's capital program to be executed with strong organizational governance, internal controls and effective risk management.

### Strategic Drivers



Safety



Security



Reliability/SGR

### Overall Status

(Programs are ongoing)

Development & Evaluation	
Implementation & Construction	
Operations Activation	

### FY2022 Funding (\$ Millions)

FY22 Current Budget	FY22 Forecast Range	YTD % Budget Expended
\$1.0	\$0.4 - \$0.4	19%

Funding Sources	YTD Expended
Formula	\$0.0
PRIIA	\$0.0
Other	\$0.0
<b>Federal Subtotal</b>	<b>\$0.0</b>
System Performance	\$0.3
Reimbursable/Other	\$0.0
DC Dedicated Funding	\$0.0
MD Dedicated Funding	\$0.0
VA Non-Restricted Dedicated Funding	\$0.0
VA Restricted Dedicated Funding	\$0.0
<b>Local Subtotal</b>	<b>\$0.3</b>
<b>Debt</b>	<b>\$0.0</b>
<b>Net Accruals</b>	<b>\$-0.1</b>
<b>TOTAL</b>	<b>\$0.2</b>

**Active Contracts (CIP0101)**

<b>Contract Number</b>	<b>Vendor</b>	<b>Activity</b>	<b>Award Amount</b>	<b>Award Date</b>	<b>Period of Performance Start Date</b>	<b>Period of Performance End Date</b>
CQ17013C	Crowe Horwath LLP	CONSULT	\$ 8,955,982	3/15/2021	4/23/2020	1/2/2021
CINCP211174-W02	Ernst & Young U.S. LLP	CONSULT	\$ 4,743,904	9/13/2021	9/13/2021	9/12/2023
FQ15124_ERP	ERP Analysts Inc.	CONSULT	\$ 2,594,970	5/28/2021	5/1/2019	4/30/2020


## (CIP0102) Police District III Substation

### FY2022 Q3

<b>Initiative Type:</b>	Project	<b>Mode:</b>	Systemwide
<b>Investment Program:</b>	MTPD	<b>Location:</b>	Prince George's County
<b>Investment Category:</b>	Business and Operations Support		

### Description

This project provides a permanent and dedicated transit police substation by renovating a former child care facility at Morgan Boulevard rail station to serve as a police substation with administrative office workspace, locker rooms, a break room, gym, interview rooms, and other workspaces.



### Expected Outcome

Improves the distribution of police personnel to strengthen customer safety and security through reduced response times to police calls as measured by the Metrorail customer injury rate performance indicator [FY20 target of less than 1.40 injuries per million passengers], the Metrobus customer injury rate performance indicator [FY20 target of less than 2.45 injuries per million passengers] and the rate of crimes against passengers performance indicator [FY20 target of less than 5.3 crimes per million passengers or fewer].

### Strategic Drivers



Safety



Security



Reliability/SGR

### Overall Status

Development & Evaluation	
Implementation & Construction	<b>X</b>
Operations Activation	

Metro is preparing to begin construction on the new MTPD District III Substation at Morgan Boulevard in FY2022.

### FY2022 Funding (\$ Millions)

FY22 Current Budget	FY22 Forecast Range	YTD % Budget Expended
\$6.3	\$0.6 - \$1.6	2%

Funding Sources	YTD Expended
Formula	\$0.0
PRIIA	\$0.0
Other	\$0.0
<b>Federal Subtotal</b>	<b>\$0.0</b>
System Performance	\$0.0
Reimbursable/Other	\$0.0
DC Dedicated Funding	\$0.0
MD Dedicated Funding	\$0.0
VA Non-Restricted Dedicated Funding	\$0.0
VA Restricted Dedicated Funding	\$0.0
<b>Local Subtotal</b>	<b>\$0.1</b>
<b>Debt</b>	<b>\$0.0</b>
<b>Net Accruals</b>	<b>\$0.0</b>
<b>TOTAL</b>	<b>\$0.1</b>

**Active Contracts (CIP0102)**

<b>Contract Number</b>	<b>Vendor</b>	<b>Activity</b>	<b>Award Amount</b>	<b>Award Date</b>	<b>Period of Performance Start Date</b>	<b>Period of Performance End Date</b>
FQ15191-FY19	Gannett Fleming-Parsons Joint Venture II	ENGINEERING	\$ 70,000,000			
FQ18033A	Parsons Transportation Group Inc	CONSULT	\$ 55,000,000		9/24/2018	9/24/2023



## (CIP0127) Transit Police Support Equipment

### FY2022 Q3

**Initiative Type:** Program  
**Investment Program:** MTPD  
**Investment Category:** Business and Operations Support

**Mode:** Systemwide  
**Location:** Systemwide

### Description

This program will provide acquisition and lifecycle replacement of various support equipment for the Metro Transit Police Department (MTPD).



### Expected Outcome

Addresses the security of Metro's passengers and employees by properly equipping MTPD as measured by the rate of crimes against passengers performance indicator [FY20 target of less than 5.3 crimes per million passengers or fewer].

### Strategic Drivers



Safety



Security



Reliability/SGR

### Overall Status

(Programs are ongoing)

Development & Evaluation	
Implementation & Construction	
Operations Activation	

Metro is preparing a solicitation for replacement X-Ray equipment.

### FY2022 Funding (\$ Millions)

FY22 Current Budget	FY22 Forecast Range	YTD % Budget Expended
\$0.5	\$0.0 - \$0.0	0%

Funding Sources	YTD Expended
Formula	\$0.0
PRIIA	\$0.0
Other	\$0.0
<b>Federal Subtotal</b>	<b>\$0.0</b>
System Performance	\$0.0
Reimbursable/Other	\$0.0
DC Dedicated Funding	\$0.1
MD Dedicated Funding	\$0.1
VA Non-Restricted Dedicated Funding	\$0.1
VA Restricted Dedicated Funding	\$0.0
<b>Local Subtotal</b>	<b>\$0.3</b>
<b>Debt</b>	<b>\$0.0</b>
<b>Net Accruals</b>	<b>\$-0.3</b>
<b>TOTAL</b>	<b>\$0.0</b>

**Active Contracts (CIP0127)**

<b>Contract Number</b>	<b>Vendor</b>	<b>Activity</b>	<b>Award Amount</b>	<b>Award Date</b>	<b>Period of Performance Start Date</b>	<b>Period of Performance End Date</b>
CQ19120R	Safeware Inc	EQUIP_MATL	\$ 2,366,031		12/28/2021	9/30/2022
CQ18136	Linear Systems Inc	EQUIP_MATL	\$ 690,464			
CQ19102	Atlantic Tactical, Inc.	EQUIP_MATL	\$ 186,130			
CMTPD211066	Rescue One Training for Life	EQUIP_MATL	\$ 182,000			

## (CIP0131) Capital Program Financing Support

### FY2022 Q3

**Initiative Type:** Program **Mode:** Systemwide  
**Investment Program:** Support Equipment/Services **Location:** Systemwide  
**Investment Category:** Business and Operations Support

### Description

This program funds the availability fees and interest expense for Metro's short-term line of credit used for capital program expenditures.



### Expected Outcome

Provides Metro access to short-term borrowing to fund the capital program.

### Strategic Drivers



Safety



Security



Reliability/SGR

### Overall Status

(Programs are ongoing)

Development & Evaluation	
Implementation & Construction	
Operations Activation	

### FY2022 Funding (\$ Millions)

FY22 Current Budget	FY22 Forecast Range	YTD % Budget Expended
\$1.9	\$0.5 - \$0.5	19%

Funding Sources	YTD Expended
Formula	\$0.0
PRIIA	\$0.0
Other	\$0.0
<b>Federal Subtotal</b>	<b>\$0.0</b>
System Performance	\$0.0
Reimbursable/Other	\$0.0
DC Dedicated Funding	\$0.1
MD Dedicated Funding	\$0.1
VA Non-Restricted Dedicated Funding	\$0.1
VA Restricted Dedicated Funding	\$0.0
<b>Local Subtotal</b>	<b>\$0.4</b>
<b>Debt</b>	<b>\$0.0</b>
<b>Net Accruals</b>	<b>\$0.0</b>
<b>TOTAL</b>	<b>\$0.4</b>

**Active Contracts (CIP0131)**

<b>Contract Number</b>	<b>Vendor</b>	<b>Activity</b>	<b>Award Amount</b>	<b>Award Date</b>	<b>Period of Performance Start Date</b>	<b>Period of Performance End Date</b>
CQ19224	SS&C Technologies, Inc.	OTHER	\$ 385,000	8/29/2019	8/30/2019	8/28/2022

## (CIP0132) Escalator and Elevator Overhaul Program

### FY2022 Q3

<b>Initiative Type:</b>	Program	<b>Mode:</b>	Rail
<b>Investment Program:</b>	Vertical Transportation	<b>Location:</b>	Systemwide
<b>Investment Category:</b>	Stations and Passenger Facilities		

### Description

This program rehabilitates or replaces escalator and elevator components based on condition and asset management criteria.



### Expected Outcome

Maintains elevators and escalators in a state of good repair to preserve availability as measured by the Elevator Availability key performance indicator [FY20 target greater than 97%] and the Escalator Availability key performance indicator [FY20 target greater than 92%].

### Strategic Drivers



### Overall Status

(Programs are ongoing)

Development & Evaluation	
Implementation & Construction	
Operations Activation	

Metro continues to replace speed reducer motors, key switches, lubricants, rack and axle units, and refurbished gearboxes, brake boards and escalator steps. Additionally, glass unit sanitizers and internal sanitizers are being installed.

### FY2022 Funding (\$ Millions)

FY22 Current Budget	FY22 Forecast Range	YTD % Budget Expended
\$6.6	\$6.2 - \$7.2	67%

Funding Sources	YTD Expended
Formula	\$0.0
PRIIA	\$0.0
Other	\$0.0
<b>Federal Subtotal</b>	<b>\$0.0</b>
System Performance	\$0.0
Reimbursable/Other	\$0.0
DC Dedicated Funding	\$1.6
MD Dedicated Funding	\$1.5
VA Non-Restricted Dedicated Funding	\$1.1
VA Restricted Dedicated Funding	\$0.3
<b>Local Subtotal</b>	<b>\$4.4</b>
<b>Debt</b>	<b>\$0.0</b>
<b>Net Accruals</b>	<b>\$0.1</b>
<b>TOTAL</b>	<b>\$4.5</b>

**Active Contracts (CIP0132)**

Contract Number	Vendor	Activity	Award Amount	Award Date	Period of Performance Start Date	Period of Performance End Date
FQ19097	Admiral Elevator Co., Inc.	EQUIP_MATL	\$ 6,370,427	7/19/2021	4/18/2020	5/18/2020
FQ19258	ECS Corporation	EQUIP_MATL	\$ 4,292,820	8/28/2019	9/24/2019	9/26/2022
FQ17041C	ECS Corporation	EQUIP_MATL	\$ 2,060,088		1/13/2017	1/30/2021
CELES211082-A	Glebe Electronics Inc	EQUIP_MATL	\$ 402,981	1/28/2021	12/18/2020	11/19/2023
FQ18125	Precision Escalator Products	EQUIP_MATL	\$ 9,100,000			
FQ19064-A	Precision Escalator Products	EQUIP_MATL	\$ 4,026,250			
F20234	ECS Corporation	EQUIP_MATL	\$ 3,108,780	12/21/2020	12/21/2020	12/20/2023
CQ18048A	A-Connection, Inc.	CONSULT	\$ 1,475,760			
FQ17041A	Glebe Electronics Inc	EQUIP_MATL	\$ 540,000	1/13/2017	1/13/2017	2/28/2020

## (CIP0133) Train Detection and Warning System

### FY2022 Q3

<b>Initiative Type:</b>	Project	<b>Mode:</b>	Systemwide
<b>Investment Program:</b>	Signals & Communications	<b>Location:</b>	Systemwide
<b>Investment Category:</b>	Rail Systems		

### Description

This project is for the design and installation of a wayside intrusion detection system within Metro's railcar train wash systems, service and inspection areas.



### Expected Outcome

Protects the safety of Metro employees by alerting them to nearby train movement as measured by the Metrorail system employee injury rate performance indicator [FY20 target of less than 3.4 per 200,000 hours worked].

### Strategic Drivers



Safety



Security



Reliability/SGR

### Overall Status

Development & Evaluation	<b>X</b>
Implementation & Construction	<b>X</b>
Operations Activation	

Metro anticipates installing motion warning systems at six train wash stations- West Falls Church, Greenbelt, Glenmont, Alexandria, Branch Avenue, and New Carrollton railyards by Q4 of FY2022.

### FY2022 Funding (\$ Millions)

FY22 Current Budget	FY22 Forecast Range	YTD % Budget Expended
\$0.1	\$2.8 - \$2.8	3747%

Funding Sources	YTD Expended
Formula	\$0.0
PRIIA	\$0.0
Other	\$0.0
<b>Federal Subtotal</b>	<b>\$0.0</b>
System Performance	\$0.5
Reimbursable/Other	\$0.0
DC Dedicated Funding	\$0.9
MD Dedicated Funding	\$0.9
VA Non-Restricted Dedicated Funding	\$0.6
VA Restricted Dedicated Funding	\$0.2
<b>Local Subtotal</b>	<b>\$3.1</b>
<b>Debt</b>	<b>\$0.0</b>
<b>Net Accruals</b>	<b>\$0.1</b>
<b>TOTAL</b>	<b>\$3.2</b>

**Active Contracts (CIP0133)**

Contract Number	Vendor	Activity	Award Amount	Award Date	Period of Performance Start Date	Period of Performance End Date
FQ15191-FY18	Gannett Fleming-Parsons Joint Venture II	CONSULT	\$ 100,000,000			
FQ18033G	Gannett Fleming Engineers and Architects	CONSULT	\$ 70,000,000		8/23/2018	8/23/2023
FQ17044E	eVigilant Security	CONSTRUCTION	\$ 22,985,421			



## (CIP0136) Radio Infrastructure Replacement

FY2022 Q3

**Initiative Type:** Project **Mode:** Rail  
**Investment Program:** Signals & Communications **Location:** Systemwide  
**Investment Category:** Rail Systems

### Description

This project replaces the existing Metro's radio system operating in the 450-490 MHz frequency band with a new system operating in the 700 MHz band, as required by the Federal Communications Commission (FCC). In addition, wireless signal communications will be installed throughout the tunnel system allowing customers to utilize wireless service while underground.



### Expected Outcome

Improves Metro's ability to communicate with first responders in the surrounding jurisdictions efficiently. Increases internal efficiency by enabling employees to communicate with the Operations Control Center and management seamlessly throughout the system. Also, provides wireless coverage throughout the underground portions of Metrorail, which improves the customer's riding experience and makes Metrorail a more attractive commuting option.

### Strategic Drivers



Safety



Security



Reliability/SGR

### Overall Status

Development & Evaluation	
Implementation & Construction	X
Operations Activation	

Metro has advanced below ground station installation to 98% and is continuing above ground construction, fiber installation, bus and rail radio installations, and portable radio distributions

### FY2022 Funding (\$ Millions)

FY22 Current Budget	FY22 Forecast Range	YTD % Budget Expended
\$47.8	\$39.7 - \$48.7	77%

Funding Sources	YTD Expended
Formula	\$0.5
PRIIA	\$28.9
Other	\$0.0
<b>Federal Subtotal</b>	<b>\$29.5</b>
System Performance	\$4.9
Reimbursable/Other	\$0.4
DC Dedicated Funding	\$1.2
MD Dedicated Funding	\$1.1
VA Non-Restricted Dedicated Funding	\$0.8
VA Restricted Dedicated Funding	\$0.2
<b>Local Subtotal</b>	<b>\$9.8</b>
<b>Debt</b>	<b>\$1.2</b>
<b>Net Accruals</b>	<b>\$-2.7</b>
<b>TOTAL</b>	<b>\$36.7</b>

**Active Contracts (CIP0136)**

Contract Number	Vendor	Activity	Award Amount	Award Date	Period of Performance Start Date	Period of Performance End Date
FQ15000	Motorola Solutions Inc.	CONSTRUCTION	\$ 204,114,966		12/28/2016	12/21/2022
FQ15191-FY18	Gannett Fleming-Parsons Joint Venture II	CONSULT	\$ 100,000,000			
FQ15192-FY19	Mott MacDonald I&E, LLC	CONSULT	\$ 100,000,000			
FQ15191-FY19	Gannett Fleming-Parsons Joint Venture II	ENGINEERING	\$ 75,000,000		5/2/2017	8/1/2021
FQ18033F	DHA/RK&K Joint Venture	CONSULT	\$ 63,000,000		8/16/2018	8/16/2023
FQ15191-FY17R	Gannett Fleming-Parsons Joint Venture II	ENGINEERING	\$ 40,000,000			
C20113	Transportation Management Service Inc	3RD_PARTY	\$ 10,784,752		5/22/2020	5/21/2022
FQ14024	Motorola Solutions Inc.	CONSTRUCTION	\$ 5,803,358			
FQ16045	eVigilant Security	CONSTRUCTION	\$ 5,526,709			
C20065	GRAINGER	EQUIP_MATL	\$ 5,000,000		11/12/2019	12/31/2022
FQ18142	eVigilant Security	CONSTRUCTION	\$ 3,692,891			
FQ19166	eVigilant Security	IT_HARDWARE_OTH	\$ 1,556,085	4/9/2019	4/9/2019	4/8/2020
FQ17007	Wholesale Electric Caribe Inc	EQUIP_MATL	\$ 1,158,119	5/13/2019	5/13/2019	6/12/2019
FQ19155A	eVigilant Security	IT_HARDWARE_OTH	\$ 996,434			
FQ18211	R&M USA Inc.	CONSTRUCTION	\$ 443,000			
FQ17028	Wholesale Electric Caribe Inc	EQUIP_MATL	\$ 105,991	12/5/2018	12/5/2018	12/6/2019
FQ273210	Viavi Solutions, Inc.	EQUIP_MATL	\$ 60,178			
FQ18050 (E)	Anixter Wire And Cable	EQUIP_MATL	\$ 9,659,672	4/18/2018	4/18/2018	4/21/2023

# (CIP0139) Tunnel Fan Control Panels Replacement

## FY2022 Q3

**Initiative Type:** Project **Mode:** Rail  
**Investment Program:** Signals & Communications **Location:** Systemwide  
**Investment Category:** Rail Systems

### Description

This project replaces the existing Tunnel Fan Control Panels, Tunnel Ventilation Control System Programmable Logic Controls (PLC), and Electric Infrastructure in tunnel vent shafts with modern equipment that meets current safety standards and requirements. The overall project will replace 69 pneumatic logic control (PLC) panel boxes located in the tunnel fan shafts to address the FTA corrective action plan. These control boxes allow Metro to operate and monitor control of the tunnel fan system.



### Expected Outcome

This project supports Metro's safety goals.

### Strategic Drivers



Safety



Security



Reliability/SGR

### Overall Status

Development & Evaluation	X
Implementation & Construction	X
Operations Activation	X

Metro has received the additional 10 Programmable Logic Control (PLC) panels to replace pneumatic control boxes for tunnel ventilation fans. Eight units are planned to be installed by the end of FY2022 (the remaining two will be installed after pending shaft rehabilitation work).

### FY2022 Funding (\$ Millions)

FY22 Current Budget	FY22 Forecast Range	YTD % Budget Expended
\$6.8	\$1.6 - \$1.6	22%

Funding Sources	YTD Expended
Formula	\$0.0
PRIIA	\$0.0
Other	\$0.0
<b>Federal Subtotal</b>	<b>\$0.0</b>
System Performance	\$0.0
Reimbursable/Other	\$0.0
DC Dedicated Funding	\$0.5
MD Dedicated Funding	\$0.5
VA Non-Restricted Dedicated Funding	\$0.4
VA Restricted Dedicated Funding	\$0.1
<b>Local Subtotal</b>	<b>\$1.4</b>
<b>Debt</b>	<b>\$0.0</b>
<b>Net Accruals</b>	<b>\$0.0</b>
<b>TOTAL</b>	<b>\$1.5</b>

**Active Contracts (CIP0139)**

Contract Number	Vendor	Activity	Award Amount	Award Date	Period of Performance Start Date	Period of Performance End Date
FQ15192-FY18	Mott MacDonald I&E, LLC	CONSULT	\$ 75,000,000			
C20065	GRAINGER	CONSTRUCTION	\$ 5,000,000		11/12/2019	12/31/2022
FIRPG211018-001	M.C. Dean, Inc.	CONSTRUCTION	\$ 376,677		4/15/2021	9/30/2021
FQ18033B	HNTB Corporation	ENGINEERING	\$ 65,000,000		8/2/2018	8/1/2023
C20147	K&J Consulting Services Inc	CONSTRUCTION	\$ 19,773,890			
FQ14079	Birlasoft Consulting Inc.	CONSULT	\$ 8,094,421		6/10/2016	6/10/2016
CQ18173-COOP	Graybar Electric Co Inc	EQUIP_MATL	\$ 5,000,000		10/30/2018	1/31/2023
FQ15124_LSI	LanceSoft Inc	CONSULT	\$ 2,068,940		5/1/2019	4/30/2020
FQ15124_VGI	V Group Inc	CONSULT	\$ 9,920,266		5/1/2019	4/30/2020

## (CIP0142) Rail Vehicle Preventive Maintenance

### FY2022 Q3

**Initiative Type:** Program **Mode:** Rail  
**Investment Program:** Maintenance/Overhaul **Location:** Systemwide  
**Investment Category:** Railcar and Railcar Facilities

### Description

This program supports a portion of the annual preventive maintenance activities of the railcar fleet. The balance of activity is charged to Metro's operating budget.



### Expected Outcome

Allows railcars to receive necessary preventive maintenance to maintain the fleet in a state of good repair as measured by the Rail Fleet Reliability performance indicator [FY20 greater than 130,000 miles between delay].

### Strategic Drivers



Safety



Security



Reliability/SGR

### Overall Status

(Programs are ongoing)

Development & Evaluation	
Implementation & Construction	
Operations Activation	

### FY2022 Funding (\$ Millions)

FY22 Current Budget	FY22 Forecast Range	YTD % Budget Expended
\$59.0	\$55.0 - \$59.0	65%

Funding Sources	YTD Expended
Formula	\$38.4
PRIIA	\$0.0
Other	\$0.0
<b>Federal Subtotal</b>	<b>\$38.4</b>
System Performance	\$0.0
Reimbursable/Other	\$0.0
DC Dedicated Funding	\$0.0
MD Dedicated Funding	\$0.0
VA Non-Restricted Dedicated Funding	\$0.0
VA Restricted Dedicated Funding	\$0.0
<b>Local Subtotal</b>	<b>\$0.0</b>
<b>Debt</b>	<b>\$0.0</b>
<b>Net Accruals</b>	<b>\$0.0</b>
<b>TOTAL</b>	<b>\$38.4</b>

## (CIP0143) Bus Vehicle Preventive Maintenance

### FY2022 Q3

**Initiative Type:** Program **Mode:** Bus  
**Investment Program:** Maintenance/Overhaul **Location:** Systemwide  
**Investment Category:** Bus, Bus Facilities and Paratransit

### Description

This program supports a portion of the annual preventive maintenance activities of the Metrobus fleet. The balance of activity is charged to Metro's operating budget.



### Expected Outcome

Allows the bus fleet to receive necessary preventive maintenance to maintain the fleet in a state of good repair as measured by the Bus Fleet Reliability performance indicator [FY20 target greater than 7,000 miles between failures].

### Strategic Drivers



Safety



Security



Reliability/SGR

### Overall Status

(Programs are ongoing)

Development & Evaluation	
Implementation & Construction	
Operations Activation	

### FY2022 Funding (\$ Millions)

FY22 Current Budget	FY22 Forecast Range	YTD % Budget Expended
\$1.0	\$1.0 - \$1.0	100%

Funding Sources	YTD Expended
Formula	\$1.0
PRIIA	\$0.0
Other	\$0.0
<b>Federal Subtotal</b>	<b>\$1.0</b>
System Performance	\$0.0
Reimbursable/Other	\$0.0
DC Dedicated Funding	\$0.0
MD Dedicated Funding	\$0.0
VA Non-Restricted Dedicated Funding	\$0.0
VA Restricted Dedicated Funding	\$0.0
<b>Local Subtotal</b>	<b>\$0.0</b>
<b>Debt</b>	<b>\$0.0</b>
<b>Net Accruals</b>	<b>\$0.0</b>
<b>TOTAL</b>	<b>\$1.0</b>

# (CIP0145) Facility Security Monitoring Equipment Program

## FY2022 Q3

**Initiative Type:** Program **Mode:** Rail  
**Investment Program:** Station Systems **Location:** Systemwide  
**Investment Category:** Stations and Passenger Facilities

### Description

This program will provide for the hardening and improvement of security at various rail yards, stations, and facilities by installing closed circuit television (CCTV) surveillance, public address systems, intercoms and additional security measures.



### Expected Outcome

Addresses the safety and security of customers and employees through monitoring of the interior and exterior of stations and facilities as measured by the Metrorail customer injury rate performance indicator [FY20 target of less than 1.40 injuries per million passengers] and the rate of crimes against passengers performance indicator [FY20 target of less than 5.3 crimes per million passengers or fewer]. Monitoring deters crime, enables clear communication of public safety notices in rail stations and ensures proper functioning of devices used to request assistance.

### Strategic Drivers



Safety



Security



Reliability/SGR

### Overall Status

(Programs are ongoing)

Development & Evaluation	
Implementation & Construction	
Operations Activation	

Metro will be completing CCTV and security upgrades at NoMa, as well as additional upgrades to Shady Grove, Greenbelt, Dulles Warehouse, and Glenmont yard facilities in FY2023. One Badge Phase 2 is ongoing.

### FY2022 Funding (\$ Millions)

FY22 Current Budget	FY22 Forecast Range	YTD % Budget Expended
\$7.6	\$9.6 - \$13.6	101%

Funding Sources	YTD Expended
Formula	\$0.0
PRIIA	\$0.0
Other	\$0.0
<b>Federal Subtotal</b>	<b>\$0.0</b>
System Performance	\$0.4
Reimbursable/Other	\$0.0
DC Dedicated Funding	\$2.5
MD Dedicated Funding	\$2.3
VA Non-Restricted Dedicated Funding	\$1.7
VA Restricted Dedicated Funding	\$0.4
<b>Local Subtotal</b>	<b>\$7.4</b>
<b>Debt</b>	<b>\$0.0</b>
<b>Net Accruals</b>	<b>\$0.2</b>
<b>TOTAL</b>	<b>\$7.6</b>

**Active Contracts (CIP0145)**

Contract Number	Vendor	Activity	Award Amount	Award Date	Period of Performance Start Date	Period of Performance End Date
CQ19104	Dell Marketing LP	IT_HARDWARE_OTH	\$ 194,300,000	7/22/2019	7/22/2019	7/22/2022
FQ15191-FY18	Gannett Fleming-Parsons Joint Venture II	CONSULT	\$ 100,000,000			
CIT01211282	Copper River Information Technology	EQUIP_MATL	\$ 18,048,601		7/26/2021	7/30/2022
FQ170440	Orion Management LLC	CONSTRUCTION	\$ 11,789,771		12/27/2018	6/30/2022
FQ18185	Schneider Electric Critical Systems, Inc	IT_SOFTWARE_OTH	\$ 7,335,479		8/30/2021	8/30/2022
FQ18000	Clever Devices Ltd	IT_SOFTWARE_OTH	\$ 2,103,055	3/5/2018	3/12/2018	9/11/2019
C20099	CDW Direct LLC CDW Direct	IT_HARDWARE_OTH	\$ 1,240,405			
FQ19155A	eVigilant Security	EQUIP_MATL	\$ 996,434			
FQ18033G	Gannett Fleming Engineers and Architects	CONSULT	\$ 70,000,000		8/23/2018	8/23/2023
FQ15192-FY18	Mott MacDonald I&E, LLC	CONSULT	\$ 60,000,000			
FQ16148	C3M Power Systems, LLC	CONSTRUCTION	\$ 49,514,489			
FQ15192-FY20	Mott MacDonald I&E, LLC	CONSULT	\$ 25,662,993			
FQ19172M	Mott MacDonald-WSP Joint Venture	ENGINEERING	\$ 18,000,000		10/3/2019	10/3/2024
FQ16036D	Signature Renovations LLC	CONSTRUCTION	\$ 15,000,000			
FQ19172A	AECOM, USA, INC.	CONSULT	\$ 15,000,000		11/15/2019	11/14/2024
CQ18136	Linear Systems Inc	IT_SOFTWARE_OTH	\$ 261,964			
FQ16045	eVigilant Security	CONSTRUCTION	\$ 5,256,411			
FQ17044A	Aldridge Electric Inc	CONSTRUCTION	\$ 5,930,882			



## (CIP0150) Support Facility Fire System Rehabilitation

### FY2022 Q3

**Initiative Type:** Project **Mode:** Systemwide  
**Investment Program:** Support Equipment/Services **Location:** Systemwide  
**Investment Category:** Business and Operations Support

### Description

This project upgrades fire alarm and electronic security systems at support facilities.



### Expected Outcome

Improves compliance with the latest National Fire Protection Association (NFPA) standards, which will improve the safety of Metro employees; help safeguard Metro assets; and maintain current fire alarm systems in a state of good repair.

### Strategic Drivers



Safety



Security



Reliability/SGR

### Overall Status

Development & Evaluation	
Implementation & Construction	<b>X</b>
Operations Activation	

In FY2022, Metro upgraded fire alarms at the Greenbelt Rail Yard and the Carmen Turner Facility. Metro anticipates awarding a contract for upgrades at the New Carrollton Rail Yard in Q4.

### FY2022 Funding (\$ Millions)

FY22 Current Budget	FY22 Forecast Range	YTD % Budget Expended
\$0.5	\$1.6 - \$2.6	229%

Funding Sources	YTD Expended
Formula	\$0.0
PRIIA	\$0.0
Other	\$0.0
<b>Federal Subtotal</b>	<b>\$0.0</b>
System Performance	\$0.0
Reimbursable/Other	\$0.0
DC Dedicated Funding	\$0.4
MD Dedicated Funding	\$0.4
VA Non-Restricted Dedicated Funding	\$0.3
VA Restricted Dedicated Funding	\$0.1
<b>Local Subtotal</b>	<b>\$1.3</b>
<b>Debt</b>	<b>\$0.0</b>
<b>Net Accruals</b>	<b>\$-0.1</b>
<b>TOTAL</b>	<b>\$1.1</b>

**Active Contracts (CIP0150)**

<b>Contract Number</b>	<b>Vendor</b>	<b>Activity</b>	<b>Award Amount</b>	<b>Award Date</b>	<b>Period of Performance Start Date</b>	<b>Period of Performance End Date</b>
FQ15191-FY18	Gannett Fleming-Parsons Joint Venture II	CONSULT	\$ 100,000,000			
FQ170440	Orion Management LLC	CONSTRUCTION	\$ 11,789,771		12/27/2018	6/30/2022
FQ16045	eVigilant Security	CONSTRUCTION	\$ 5,526,709			
FQ18033G	Gannett Fleming Engineers and Architects	CONSULT	\$ 70,000,000		8/23/2018	8/23/2023
FQ16036A	Potomac Construction Co Inc	CONSTRUCTION	\$ 16,856,366			
FQ17044S	Singleton Electric Company, Inc.	CONSTRUCTION	\$ 3,824,240			

## (CIP0151) Rail Station Cooling Rehabilitation Program

### FY2022 Q3

**Initiative Type:** Program      **Mode:** Rail  
**Investment Program:** Station Systems      **Location:** Systemwide  
**Investment Category:** Stations and Passenger Facilities

### Description

This program funds the rehabilitation and replacement of station cooling system components including, but not limited to, chiller plants, cooling towers, water piping, ventilation systems, air handling units, and ductwork. During the warmer months of the calendar year, Metro operates equipment to cool and circulate the ambient air in parts of the station.



### Expected Outcome

Addresses customer and employee comfort during hot days.

### Strategic Drivers



Safety



Security



Reliability/SGR

### Overall Status

(Programs are ongoing)

Development & Evaluation	
Implementation & Construction	
Operations Activation	

Design work for the replacement of five chillers located at Van Ness, Rosslyn, L'Enfant Plaza (2), and Stadium Armory is progressing.

### FY2022 Funding (\$ Millions)

FY22 Current Budget	FY22 Forecast Range	YTD % Budget Expended
\$10.2	\$3.7 - \$3.7	31%

Funding Sources	YTD Expended
Formula	\$0.2
PRIIA	\$0.0
Other	\$0.0
<b>Federal Subtotal</b>	<b>\$0.2</b>
System Performance	\$0.2
Reimbursable/Other	\$0.0
DC Dedicated Funding	\$0.8
MD Dedicated Funding	\$0.7
VA Non-Restricted Dedicated Funding	\$0.5
VA Restricted Dedicated Funding	\$0.1
<b>Local Subtotal</b>	<b>\$2.4</b>
<b>Debt</b>	<b>\$0.0</b>
<b>Net Accruals</b>	<b>\$0.5</b>
<b>TOTAL</b>	<b>\$3.2</b>

**Active Contracts (CIP0151)**

Contract Number	Vendor	Activity	Award Amount	Award Date	Period of Performance Start Date	Period of Performance End Date
FQ15191-FY18	Gannett Fleming-Parsons Joint Venture II	ENGINEERING	\$ 100,000,000			
FQ18033G	Gannett Fleming Engineers and Architects	ENGINEERING	\$ 82,000,000		8/23/2018	8/23/2023
FQ19172G	Gannett Fleming Engineers and Architects	CONSULT	\$ 70,250,000		10/3/2019	10/3/2024
FQ19172M	Mott MacDonald-WSP Joint Venture	ENGINEERING	\$ 50,000,000		10/3/2019	10/3/2024
FQ15191-FY17R	Gannett Fleming-Parsons Joint Venture II	ENGINEERING	\$ 18,000,000		9/1/2016	7/23/2019
FQ16036A	Potomac Construction Co Inc	CONSTRUCTION	\$ 17,972,366			
FQ18033F	DHA/RK&K Joint Venture	CONSULT	\$ 12,500,000			
FQ16036B	The Matthews Group, Inc. T/A TMG Constru	CONSTRUCTION	\$ 12,468,992			
FQ19204	Paramount Mechanical Corp	CONSTRUCTION	\$ 10,609,000			
FQ19162	Edward Kocharian & Co Inc	CONSTRUCTION	\$ 6,654,728	7/5/2019	7/9/2019	5/14/2020

## (CIP0152) Parking Garage and Surface Lot Rehabilitation

### FY2022 Q3

<b>Initiative Type:</b>	Program	<b>Mode:</b>	Systemwide
<b>Investment Program:</b>	Platforms & Structures	<b>Location:</b>	Systemwide
<b>Investment Category:</b>	Stations and Passenger Facilities		

### Description

This program will rehabilitate parking structures including garages and surface lots.



### Expected Outcome

Allows parking facilities to be maintained in a state of good repair to prevent property damage, improve customer satisfaction, improve customer safety as measured by the Metrorail customer injury rate performance indicator [FY20 target of less than 1.40 injuries per million passengers].

### Strategic Drivers



Safety



Security



Reliability/SGR

### Overall Status

(Programs are ongoing)

Development & Evaluation	
Implementation & Construction	
Operations Activation	

Metro awarded a contract to rehabilitate five additional parking garages (Wheaton, Addison Rd, Huntington, Anacostia, and New Carrollton) in FY2022. Work is currently ongoing at Wheaton, Anacostia and New Carrollton. Surface lot repair/rehabilitation has been completed at Landover and East Falls Church and is underway at Rockville, Capitol Heights, and Greenbelt.

### FY2022 Funding (\$ Millions)

FY22 Current Budget	FY22 Forecast Range	YTD % Budget Expended
\$21.7	\$11.2 - \$13.2	38%

Funding Sources	YTD Expended
Formula	\$4.9
PRIIA	\$0.0
Other	\$0.0
<b>Federal Subtotal</b>	<b>\$4.9</b>
System Performance	\$0.3
Reimbursable/Other	\$0.0
DC Dedicated Funding	\$0.4
MD Dedicated Funding	\$0.4
VA Non-Restricted Dedicated Funding	\$0.3
VA Restricted Dedicated Funding	\$0.1
<b>Local Subtotal</b>	<b>\$1.5</b>
<b>Debt</b>	<b>\$0.1</b>
<b>Net Accruals</b>	<b>\$1.7</b>
<b>TOTAL</b>	<b>\$8.2</b>

**Active Contracts (CIP0152)**

Contract Number	Vendor	Activity	Award Amount	Award Date	Period of Performance Start Date	Period of Performance End Date
FQ15191-FY18	Gannett Fleming-Parsons Joint Venture II	ENGINEERING	\$ 100,000,000			
FQ15192-FY18	Mott MacDonald I&E, LLC	CONSULT	\$ 75,000,000			
FQ19151R-A	Atlantic Refinishing & Restoration Inc	CONSTRUCTION	\$ 15,015,016		10/11/2021	8/21/2025
FQ18110	CHK America Inc	3RD_PARTY	\$ 14,443,906		4/12/2021	4/11/2022
FQ15090	Concrete Protection & Restoration, Inc.	CONSTRUCTION	\$ 8,079,396			
FLAND211142	OTAS Inc	3RD_PARTY	\$ 6,779,769	9/15/2021	9/15/2021	9/15/2023
FQ19151R-B	Stillwater Construction Group	CONSTRUCTION	\$ 6,565,464		10/11/2021	8/21/2025
FQ18033G	Gannett Fleming Engineers and Architects	ENGINEERING	\$ 82,000,000		8/23/2018	8/23/2023
FQ18033B	HNTB Corporation	ENGINEERING	\$ 65,000,000		8/2/2018	8/1/2023
FQ15191-FY19	Gannett Fleming-Parsons Joint Venture II	ENGINEERING	\$ 60,000,000			
FQ16036D	Signature Renovations LLC	CONSTRUCTION	\$ 15,000,000			
FQ18064	Concrete Protection & Restoration, Inc.	CONSTRUCTION	\$ 14,761,219			
FQ19172G	Gannett Fleming Engineers and Architects	ENGINEERING	\$ 6,250,000			
FQ16036-E	W M Schlosser Co Inc	CONSTRUCTION	\$ 6,166,000		10/11/2018	10/9/2022
FQ19138	Metro Paving Corporation	CONSTRUCTION	\$ 5,790,189			
FQ15205	Sharp And Company	3RD_PARTY	\$ 3,133,811	11/12/2019	11/13/2019	12/3/2019
17COUN022_WR	Wiley Rein LLP	CONSULT	\$ 2,020,000			
FQ16036B	The Matthews Group, Inc. T/A TMG Constru	CONSTRUCTION	\$ 1,636,032			

## (CIP0170) Facility Roof Rehabilitation and Replacement

### FY2022 Q3

**Initiative Type:** Program **Mode:** Systemwide  
**Investment Program:** Support Equipment/Services **Location:** Systemwide  
**Investment Category:** Business and Operations Support

### Description

This program supports facility roof rehabilitation or replacement including the preparation of assessment reports, sampling, removal, and installation of new roofing systems. Metro has approximately 660 locations that are maintained through this program.



### Expected Outcome

Addresses the protection of critical infrastructure, systems, and contents of Metro's buildings and helps prevent potential safety issues.

### Strategic Drivers



Safety



Security



Reliability/SGR

### Overall Status

(Programs are ongoing)

Development & Evaluation	
Implementation & Construction	
Operations Activation	

Metro has rehabilitated five roofs in FY2022 at various locations. In Q3, Metro awarded a contract to replace the skylights at the Glenmont bus bay canopy.

### FY2022 Funding (\$ Millions)

FY22 Current Budget	FY22 Forecast Range	YTD % Budget Expended
\$15.4	\$6.6 - \$6.6	40%

Funding Sources	YTD Expended
Formula	\$4.4
PRIIA	\$0.0
Other	\$0.0
<b>Federal Subtotal</b>	<b>\$4.4</b>
System Performance	\$0.0
Reimbursable/Other	\$0.0
DC Dedicated Funding	\$0.2
MD Dedicated Funding	\$0.2
VA Non-Restricted Dedicated Funding	\$0.1
VA Restricted Dedicated Funding	\$0.0
<b>Local Subtotal</b>	<b>\$0.6</b>
<b>Debt</b>	<b>\$0.0</b>
<b>Net Accruals</b>	<b>\$1.2</b>
<b>TOTAL</b>	<b>\$6.2</b>

**Active Contracts (CIP0170)**

Contract Number	Vendor	Activity	Award Amount	Award Date	Period of Performance Start Date	Period of Performance End Date
FQ15191-FY18	Gannett Fleming-Parsons Joint Venture II	ENGINEERING	\$ 100,000,000			
FQ19021C	Patuxent Roofing and Contracting, Inc.	CONSTRUCTION	\$ 20,000,000		9/30/2019	9/29/2021
FQ18110	CHK America Inc	3RD_PARTY	\$ 14,443,906		4/12/2021	4/11/2022
FQ18063	Patuxent Roofing and Contracting, Inc.	CONSTRUCTION	\$ 4,737,918			
FQ19021D	Trumble Construction, Inc.	CONSTRUCTION	\$ 4,000,000		9/30/2019	9/29/2021
FQ18033G	Gannett Fleming Engineers and Architects	CONSULT	\$ 70,000,000		8/23/2018	8/23/2023
FQ18033F	DHA/RK&K Joint Venture	CONSULT	\$ 55,000,000		8/16/2018	8/16/2023
FQ18033A	Parsons Transportation Group Inc	CONSULT	\$ 45,000,000		9/24/2018	9/24/2023
FQ16036B	The Matthews Group, Inc. T/A TMG Constru	CONSTRUCTION	\$ 17,161,752			
FQ19129	Patuxent Roofing and Contracting, Inc.	CONSTRUCTION	\$ 11,873,125	4/9/2019	4/18/2019	10/9/2021
FQ16036D	Signature Renovations LLC	CONSTRUCTION	\$ 9,253,616			
FQ16036-E	W M Schlosser Co Inc	CONSTRUCTION	\$ 6,166,000			
FQ16036A	Potomac Construction Co Inc	CONSTRUCTION	\$ 4,338,553			
FQ19021A	DJB Contracting Inc	CONSTRUCTION	\$ 1,379,920			
FQ19021B	Harbor Roofing and Contracting, Inc.	CONSTRUCTION	\$ 7,085,424		9/30/2019	9/29/2021




## (CIP0185) Escalator Replacement

### FY2022 Q3

<b>Initiative Type:</b>	Program	<b>Mode:</b>	Rail
<b>Investment Program:</b>	Vertical Transportation	<b>Location:</b>	Systemwide
<b>Investment Category:</b>	Stations and Passenger Facilities		

### Description

This program replaces escalators that have reached the end of their useful life.



### Expected Outcome

Maintains escalators in a state of good repair to prevent potential safety issues and preserve availability as measured by the Escalator Availability key performance indicator [FY20 target greater than 92%]. In addition, modernized units are as much as 30% more energy efficient than the old units.

### Strategic Drivers



Safety



Security



Reliability/SGR

### Overall Status

(Programs are ongoing)

Development & Evaluation	
Implementation & Construction	
Operations Activation	

Metro replaced 14 escalators across the system through Q3. A total of 24 escalators are planned to be replaced in FY2022.

### FY2022 Funding (\$ Millions)

FY22 Current Budget	FY22 Forecast Range	YTD % Budget Expended
\$26.4	\$34.4 - \$36.4	99%

Funding Sources	YTD Expended
Formula	\$0.0
PRIIA	\$22.3
Other	\$0.0
<b>Federal Subtotal</b>	<b>\$22.3</b>
System Performance	\$0.0
Reimbursable/Other	\$0.0
DC Dedicated Funding	\$0.3
MD Dedicated Funding	\$0.3
VA Non-Restricted Dedicated Funding	\$0.2
VA Restricted Dedicated Funding	\$0.1
<b>Local Subtotal</b>	<b>\$1.0</b>
<b>Debt</b>	<b>\$0.0</b>
<b>Net Accruals</b>	<b>\$2.7</b>
<b>TOTAL</b>	<b>\$26.0</b>

**Active Contracts (CIP0185)**

Contract Number	Vendor	Activity	Award Amount	Award Date	Period of Performance Start Date	Period of Performance End Date
F20064	Kone Inc	CONSTRUCTION	\$ 179,413,000	12/24/2020	12/24/2020	12/23/2027
FQ12220	Kone Inc	CONSTRUCTION	\$ 176,405,737	8/17/2020	1/14/2013	1/31/2021
FQ18110	CHK America Inc	3RD_PARTY	\$ 14,443,906		4/12/2021	4/11/2022
CCSCM211074	Sharp And Company	CONSULT	\$ 1,768,000	2/11/2022	4/19/2022	6/30/2022
C20147	K&J Consulting Services Inc	CONSTRUCTION	\$ 19,773,890			
C20113	Transportation Management Service Inc	3RD_PARTY	\$ 7,330,759		5/22/2020	5/21/2021

## (CIP0197) Support Facility Improvements

### FY2022 Q3

**Initiative Type:** Program      **Mode:** Systemwide  
**Investment Program:** Support Equipment/Services      **Location:** Systemwide  
**Investment Category:** Business and Operations Support

### Description

This program will provide for the rehabilitation of support facilities to maintain them in a state of good repair.



### Expected Outcome

Improves the productivity and satisfaction of Metro employees and improves Metro's ability to recruit and maintain workforce by providing safer and more modern facilities and worker amenities.

### Strategic Drivers



Safety



Security



Reliability/SGR

### Overall Status

(Programs are ongoing)

Development & Evaluation	
Implementation & Construction	
Operations Activation	

Metro awarded a contract to replace HVAC units at the Carmen Turner Facility in Q3.

### FY2022 Funding (\$ Millions)

FY22 Current Budget	FY22 Forecast Range	YTD % Budget Expended
\$2.5	\$0.6 - \$0.6	9%

Funding Sources	YTD Expended
Formula	\$0.0
PRIIA	\$0.0
Other	\$0.0
<b>Federal Subtotal</b>	<b>\$0.0</b>
System Performance	\$0.0
Reimbursable/Other	\$0.0
DC Dedicated Funding	\$0.1
MD Dedicated Funding	\$0.1
VA Non-Restricted Dedicated Funding	\$0.1
VA Restricted Dedicated Funding	\$0.0
<b>Local Subtotal</b>	<b>\$0.2</b>
<b>Debt</b>	<b>\$0.0</b>
<b>Net Accruals</b>	<b>\$0.0</b>
<b>TOTAL</b>	<b>\$0.2</b>

**Active Contracts (CIP0197)**

<b>Contract Number</b>	<b>Vendor</b>	<b>Activity</b>	<b>Award Amount</b>	<b>Award Date</b>	<b>Period of Performance Start Date</b>	<b>Period of Performance End Date</b>
FQ15192-FY18	Mott MacDonald I&E, LLC	CONSULT	\$ 75,000,000			
FQ18033B	HNTB Corporation	ENGINEERING	\$ 65,000,000		8/2/2018	8/1/2023

## (CIP0204) Railcar Rooftop Access Platform

**FY2022 Q3**

**Initiative Type:** Project  
**Investment Program:** Maintenance Facilities  
**Investment Category:** Railcar and Railcar Facilities

**Mode:** Rail  
**Location:** Shady Grove, Greenbelt, Branch Avenue, Alexandria, and Brentwood Rail Yards

### Description

This project installs railcar rooftop access platforms at Alexandria, Brentwood, Shady Grove, Branch Avenue and Greenbelt railyards to allow safe and efficient maintenance of HVAC units on railcars.



### Expected Outcome

Provides safe access to the rooftop HVAC units on railcars for maintenance personnel.

### Strategic Drivers



Safety



Security



Reliability/SGR

### Overall Status

Development & Evaluation	<b>X</b>
Implementation & Construction	<b>X</b>
Operations Activation	

Railcar Rooftop Platform work is complete at Alexandria, Brentwood, Shady Grove, and Branch Avenue Service and Inspection (S/I) Shops. Greenbelt (the final location) was completed in Q3 and the contract is anticipated to be closed out in Q4.

### FY2022 Funding (\$ Millions)

FY22 Current Budget	FY22 Forecast Range	YTD % Budget Expended
\$2.6	\$4.3 - \$4.3	149%

Funding Sources	YTD Expended
Formula	\$0.0
PRIIA	\$0.0
Other	\$0.0
<b>Federal Subtotal</b>	<b>\$0.0</b>
System Performance	\$0.0
Reimbursable/Other	\$0.0
DC Dedicated Funding	\$1.3
MD Dedicated Funding	\$1.2
VA Non-Restricted Dedicated Funding	\$0.9
VA Restricted Dedicated Funding	\$0.2
<b>Local Subtotal</b>	<b>\$3.6</b>
<b>Debt</b>	<b>\$0.0</b>
<b>Net Accruals</b>	<b>\$0.3</b>
<b>TOTAL</b>	<b>\$3.8</b>

**Active Contracts (CIP0204)**

<b>Contract Number</b>	<b>Vendor</b>	<b>Activity</b>	<b>Award Amount</b>	<b>Award Date</b>	<b>Period of Performance Start Date</b>	<b>Period of Performance End Date</b>
FQ15191-FY18	Gannett Fleming-Parsons Joint Venture II	CONSULT	\$ 100,000,000			
C20069	Steven Goodrich/City Construction LLC	CONSTRUCTION	\$ 4,198,212		12/16/2020	1/9/2022
FQ16036A	Potomac Construction Co Inc	CONSTRUCTION	\$ 17,972,366			
FQ19172G	Gannett Fleming Engineers and Architects	ENGINEERING	\$ 6,250,000			

## (CIP0212) Sustainability/Resiliency Program

### FY2022 Q3

<b>Initiative Type:</b>	Program	<b>Mode:</b>	Systemwide
<b>Investment Program:</b>	Support Equipment/Services	<b>Location:</b>	Systemwide
<b>Investment Category:</b>	Business and Operations Support		

### Description

This program develops and advances policies, programs and partnerships to achieve Metro’s Board-adopted Sustainability Vision and Principles. The program includes the Sustainability Lab, which tests and evaluates new technology and processes for suitability and performance across Metro operations. Once developed, these technologies and processes can be rolled out fully across Metro as part of wider capital investments or operational improvements.



### Expected Outcome

Identifies and advances innovative investments and process improvements to reduce waste and energy consumption, improve environmental stewardship, increase Metro’s resiliency, and contribute to equity and improved quality of life in the region.

### Strategic Drivers



Safety



Security



Reliability/SGR

### Overall Status

(Programs are ongoing)

Development & Evaluation	
Implementation & Construction	
Operations Activation	

Metro updated its waste management policies and processes and invested in new waste and recycling containers to encourage proper waste handling in employee facilities. Metro continued to work with stakeholders and conduct a gap analysis in Q3 to develop of an agency-wide Sustainability Action Plan.

### FY2022 Funding (\$ Millions)

FY22 Current Budget	FY22 Forecast Range	YTD % Budget Expended
\$3.0	\$2.4 - \$2.4	48%

Funding Sources	YTD Expended
Formula	\$0.0
PRIIA	\$0.0
Other	\$0.0
<b>Federal Subtotal</b>	<b>\$0.0</b>
System Performance	\$0.0
Reimbursable/Other	\$0.0
DC Dedicated Funding	\$0.4
MD Dedicated Funding	\$0.4
VA Non-Restricted Dedicated Funding	\$0.3
VA Restricted Dedicated Funding	\$0.1
<b>Local Subtotal</b>	<b>\$1.3</b>
<b>Debt</b>	<b>\$0.0</b>
<b>Net Accruals</b>	<b>\$0.2</b>
<b>TOTAL</b>	<b>\$1.4</b>

**Active Contracts (CIP0212)**

Contract Number	Vendor	Activity	Award Amount	Award Date	Period of Performance Start Date	Period of Performance End Date
FQ15191-FY18	Gannett Fleming-Parsons Joint Venture II	CONSULT	\$ 100,000,000			
FQ18033E	Louis Berger (DC), PLLC/Urban Engineers	CONSULT	\$ 22,500,000		8/21/2018	8/21/2023
FQ18033H	AECOM, USA, INC.	CONSULT	\$ 12,500,000			
C20102A	AECOM, USA, INC.	CONSULT	\$ 1,009,851	11/19/2021	11/19/2021	9/30/2023
FQ18165	Mobilight International, Inc.	EQUIP_MATL	\$ 1,002,080			
FQ18033I	AECOM-STV JV	CONSULT	\$ 22,500,000			
FQ18110	CHK America Inc	EQUIP_MATL	\$ 8,635,950	3/10/2021	4/12/2021	4/11/2022
17COUN024_HL	Hogan Lovells US LLP	CONSULT	\$ 1,097,480			
CQ19163	Happy Valley Intermediate Holdco Inc	3RD_PARTY	\$ 200,075	6/21/2019	6/21/2019	10/20/2020
FQ15190C	Parsons Transportation Group Inc	CONSULT	\$ 2,812,601			



## (CIP0213) Capital Program Development Support

### FY2022 Q3

**Initiative Type:** Program **Mode:** Systemwide  
**Investment Program:** Support Equipment/Services **Location:** Systemwide  
**Investment Category:** Business and Operations Support

### Description

This program supports resources necessary to perform capital program development, monitoring, reporting and strategic planning.



### Expected Outcome

Improves Metro's ability to plan, evaluate, prioritize, and report on its extensive capital improvement program.

### Strategic Drivers



Safety



Security



Reliability/SGR

### Overall Status

(Programs are ongoing)

Development & Evaluation	
Implementation & Construction	
Operations Activation	

### FY2022 Funding (\$ Millions)

FY22 Current Budget	FY22 Forecast Range	YTD % Budget Expended
\$19.0	\$22.3 - \$22.3	99%

Funding Sources	YTD Expended
Formula	\$0.0
PRIIA	\$0.0
Other	\$0.0
<b>Federal Subtotal</b>	<b>\$0.0</b>
System Performance	\$11.4
Reimbursable/Other	\$0.0
DC Dedicated Funding	\$2.3
MD Dedicated Funding	\$2.1
VA Non-Restricted Dedicated Funding	\$1.6
VA Restricted Dedicated Funding	\$0.4
<b>Local Subtotal</b>	<b>\$17.8</b>
<b>Debt</b>	<b>\$0.0</b>
<b>Net Accruals</b>	<b>\$1.1</b>
<b>TOTAL</b>	<b>\$18.9</b>

**Active Contracts (CIP0213)**

Contract Number	Vendor	Activity	Award Amount	Award Date	Period of Performance Start Date	Period of Performance End Date
FQ15190A	AECOM, USA, INC.	CONSULT	\$ 30,500,000		3/29/2018	3/28/2023
FQ15190A-FY19	AECOM, USA, INC.	CONSULT	\$ 8,312,135	3/7/2018	3/29/2018	3/28/2023
FQ15190D-FY19	WSP USA Inc.	CONSULT	\$ 4,561,555		3/29/2018	3/28/2023
FQ18033F	DHA/RK&K Joint Venture	CONSULT	\$ 60,000,000		8/16/2018	8/16/2023
FQ10218-18	WSP USA Inc.	CONSULT	\$ 26,260,539			
FQ18033C	WSP USA Inc.	CONSULT	\$ 14,000,000			
FQ15005A	AECOM, USA, INC.	CONSULT	\$ 9,307,449		8/13/2019	10/12/2019

## (CIP0219) Rail Station Lighting Improvements

### FY2022 Q3

**Initiative Type:** Program **Mode:** Rail  
**Investment Program:** Station Systems **Location:** Systemwide  
**Investment Category:** Stations and Passenger Facilities

### Description

This program improves the lighting and illumination levels within rail stations, including mezzanines, lower level platforms and track beds of Metrorail stations. In addition, exterior lighting as customers access the stations including station pathways and bus loops, are also replaced through this program.



### Expected Outcome

Provides sufficient lighting to improve customer and employee safety and security as measured by the Metrorail customer injury rate performance indicator [FY20 target of less than 1.40 injuries per million passengers], and the rate of crimes against passengers performance indicator [FY20 target of less than 5.3 crimes per million passengers or fewer]. In addition, newer lights are more efficient and reduce Metro's energy consumption.

### Strategic Drivers



Safety



Security



Reliability/SGR

### Overall Status

(Programs are ongoing)

Development & Evaluation	
Implementation & Construction	
Operations Activation	

Metro anticipates releasing an RFP for edge lighting installation at the 49 remaining stations and completing escalator incline lighting work in Q4. A procurement for above ground station site lighting at 12 priority stations is anticipated to occur in FY2023.

### FY2022 Funding (\$ Millions)

FY22 Current Budget	FY22 Forecast Range	YTD % Budget Expended
\$26.1	\$3.7 - \$5.7	9%

Funding Sources	YTD Expended
Formula	\$0.8
PRIIA	\$0.0
Other	\$0.0
<b>Federal Subtotal</b>	<b>\$0.8</b>
System Performance	\$0.0
Reimbursable/Other	\$0.0
DC Dedicated Funding	\$0.7
MD Dedicated Funding	\$0.7
VA Non-Restricted Dedicated Funding	\$0.5
VA Restricted Dedicated Funding	\$0.1
<b>Local Subtotal</b>	<b>\$2.0</b>
<b>Debt</b>	<b>\$0.0</b>
<b>Net Accruals</b>	<b>\$-0.4</b>
<b>TOTAL</b>	<b>\$2.4</b>

**Active Contracts (CIP0219)**

Contract Number	Vendor	Activity	Award Amount	Award Date	Period of Performance Start Date	Period of Performance End Date
FQ15191-FY18	Gannett Fleming-Parsons Joint Venture II	CONSULT	\$ 100,000,000			
FQ15191-FY19	Gannett Fleming-Parsons Joint Venture II	CONSULT	\$ 75,000,000		5/2/2017	8/1/2021
FQ18033B	HNTB Corporation	ENGINEERING	\$ 65,000,000		8/2/2018	8/1/2023
FQ17179	M.C. Dean, Inc.	CONSTRUCTION	\$ 64,178,998			
FQ170440	Orion Management LLC	CONSTRUCTION	\$ 11,789,771		12/27/2018	6/30/2022
FQ15192-FY18	Mott MacDonald I&E, LLC	CONSULT	\$ 60,000,000			
FQ16148	C3M Power Systems, LLC	CONSTRUCTION	\$ 57,396,617		8/29/2017	8/28/2022
FQ18033A	Parsons Transportation Group Inc	CONSULT	\$ 50,000,000		9/24/2018	9/24/2023
FQ18033G	Gannett Fleming Engineers and Architects	CONSULT	\$ 49,000,000		8/23/2018	8/23/2023
FQ17044A	Aldridge Electric Inc	CONSTRUCTION	\$ 8,634,042			
CQ18173-COOP	Graybar Electric Co Inc	EQUIP_MATL	\$ 5,000,000		10/30/2018	1/31/2023
CQ16105	C N Robinson Lighting Supply	EQUIP_MATL	\$ 1,932,323			

## (CIP0220) Bus Planning Studies Program

### FY2022 Q3

**Initiative Type:** Program **Mode:** Bus  
**Investment Program:** Passenger Facilities/Systems **Location:** Systemwide  
**Investment Category:** Bus, Bus Facilities and Paratransit

### Description

This program advances Metrobus planning studies necessary to sustain the network of services and facilities. Efforts focus on service plans, customer information, facilities management, bus stop accessibility, transit operations, traffic management and service delivery.



### Expected Outcome

Optimizes bus service levels and delivery by Metro and other bus services across the metro region.

### Strategic Drivers



### Overall Status

(Programs are ongoing)

Development & Evaluation	
Implementation & Construction	
Operations Activation	

Metro is advancing studies related to (1) Annual Line Performance Report; (2) Bus Planning Software (3) Silver Spring Metrobus Facility - Feasibility Study.

### FY2022 Funding (\$ Millions)

FY22 Current Budget	FY22 Forecast Range	YTD % Budget Expended
\$1.6	\$0.8 - \$0.8	13%

Funding Sources	YTD Expended
Formula	\$0.0
PRIIA	\$0.0
Other	\$0.0
<b>Federal Subtotal</b>	<b>\$0.0</b>
System Performance	\$0.4
Reimbursable/Other	\$0.0
DC Dedicated Funding	\$0.0
MD Dedicated Funding	\$0.0
VA Non-Restricted Dedicated Funding	\$0.0
VA Restricted Dedicated Funding	\$0.0
<b>Local Subtotal</b>	<b>\$0.4</b>
<b>Debt</b>	<b>\$0.0</b>
<b>Net Accruals</b>	<b>\$-0.2</b>
<b>TOTAL</b>	<b>\$0.2</b>

**Active Contracts (CIP0220)**

Contract Number	Vendor	Activity	Award Amount	Award Date	Period of Performance Start Date	Period of Performance End Date
FQ15005B	Kimley-Horn and Associates, Inc.	PLANNING	\$ 5,107,625			
C20102L	WSP USA Inc.	PLANNING	\$ 2,062,556	12/20/2021	10/1/2020	9/30/2023
C20102A	AECOM, USA, INC.	PLANNING	\$ 1,009,851	11/19/2021	11/19/2021	9/30/2023
C20102K	VHB - Vanasse Hangen Brustlin, Inc.	PLANNING	\$ 707,534	6/11/2021	10/1/2020	9/30/2023
FQ18033D	Jacobs Engineering Group, Inc.	CONSULT	\$ 80,500,000			
FQ15005A	AECOM, USA, INC.	CONSULT	\$ 9,307,449		8/13/2019	10/12/2019
FQ15205	Sharp And Company	CONSULT	\$ 2,269,974	12/19/2018	11/5/2018	11/19/2018

## (CIP0221) Bus Customer Facility Improvements

### FY2022 Q3

**Initiative Type:** Program **Mode:** Bus  
**Investment Program:** Passenger Facilities/Systems **Location:** Systemwide  
**Investment Category:** Bus, Bus Facilities and Paratransit

### Description

This program upgrades Metrobus facilities and amenities to achieve and maintain a state of good repair and improve delivery of customer information.



### Expected Outcome

Provides more comfortable bus shelters and improves compliance with ADA guidelines. Improves customer communication and information through proper signage, maps and schedules for riders to clearly see bus stops and bus route timetables resulting in improved bus customer satisfaction.

### Strategic Drivers



Safety



Security



Reliability/SGR

### Overall Status

(Programs are ongoing)

Development & Evaluation	
Implementation & Construction	
Operations Activation	

Metro has installed 82 customer information electronic displays in FY2022. An RFP for the replacement of 156 bus shelters at 18 locations is being developed.

### FY2022 Funding (\$ Millions)

FY22 Current Budget	FY22 Forecast Range	YTD % Budget Expended
\$11.6	\$7.0 - \$7.0	39%

Funding Sources	YTD Expended
Formula	\$0.0
PRIIA	\$0.0
Other	\$0.0
<b>Federal Subtotal</b>	<b>\$0.0</b>
System Performance	\$0.4
Reimbursable/Other	\$0.0
DC Dedicated Funding	\$1.2
MD Dedicated Funding	\$1.1
VA Non-Restricted Dedicated Funding	\$0.8
VA Restricted Dedicated Funding	\$0.2
<b>Local Subtotal</b>	<b>\$3.8</b>
<b>Debt</b>	<b>\$0.0</b>
<b>Net Accruals</b>	<b>\$0.7</b>
<b>TOTAL</b>	<b>\$4.5</b>

**Active Contracts (CIP0221)**

Contract Number	Vendor	Activity	Award Amount	Award Date	Period of Performance Start Date	Period of Performance End Date
FQ15192-FY18	Mott MacDonald I&E, LLC	CONSULT	\$ 75,000,000			
FQ18110	CHK America Inc	EQUIP_MATL	\$ 14,443,906		4/12/2021	4/11/2022
FQ18155	Luminator Technology Group, Inc.	EQUIP_MATL	\$ 10,043,584	2/28/2019	2/28/2020	2/27/2021
FQ19273D	ADP Consultants, Inc.	CONSTRUCTION	\$ 2,604,621		9/21/2020	4/12/2023
FQ19223	Swiftly, Inc.	IT_SOFTWARE_OTH	\$ 1,173,500	2/1/2021	2/24/2022	2/23/2023
FQ19172Q	CSI Engineering P C	CONSULT	\$ 500,000		10/3/2019	10/3/2024
F20160	Transit Information Products	EQUIP_MATL	\$ 276,750	6/8/2020	6/8/2020	6/7/2021
FQ18033B	HNTB Corporation	ENGINEERING	\$ 65,000,000		8/2/2018	8/1/2023
FQ18033F	DHA/RK&K Joint Venture	CONSULT	\$ 12,500,000			
FQ17044E	eVigilant Security	CONSTRUCTION	\$ 9,000,000			
CQ15092A	Mb Staffing Services LLC	CONSULT	\$ 6,107,024			
FQ16036D	Signature Renovations LLC	CONSTRUCTION	\$ 44,460			
FQ17044A	Aldridge Electric Inc	CONSTRUCTION	\$ 5,930,882			



# (CIP0225) Heavy Repair and Overhaul Facility

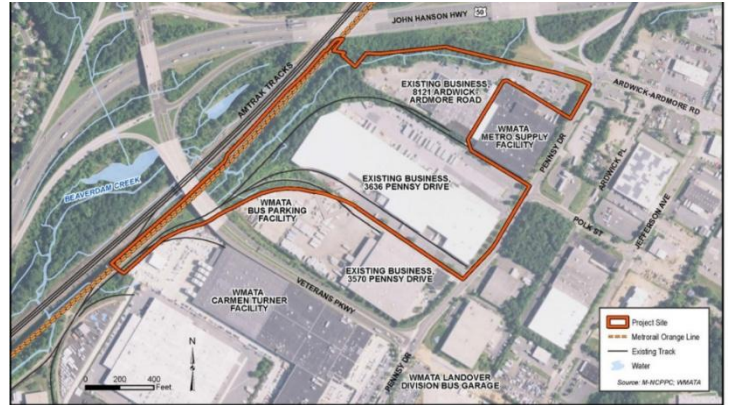
**FY2022 Q3**

**Initiative Type:** Project  
**Investment Program:** Maintenance Facilities  
**Investment Category:** Railcar and Railcar Facilities

**Mode:** Rail  
**Location:** Pennsy Dr. Landover

## Description

This project constructs a new Heavy Repair and Overhaul (HRO) Facility in Landover, MD. This will consolidate Railcar Overhaul functions into a dedicated facility. Currently, Railcar rehabilitation and overhaul are split between Brentwood and Greenbelt Rail Yards.



## Expected Outcome

Improves the efficiency of railcar maintenance by consolidating overhaul operations into one facility. Also provides workers with a modern facility and shop equipment.

## Strategic Drivers



Safety



Security



Reliability/SGR

## Overall Status

Development & Evaluation	X
Implementation & Construction	X
Operations Activation	

Pre-construction phase 1 (60 percent design packages for demolition, site preparation, and the HRO facility) is ongoing. Phase 2 (design for earth work and foundation) will then proceed in FY2023.

## FY2022 Funding (\$ Millions)

FY22 Current Budget	FY22 Forecast Range	YTD % Budget Expended
\$75.3	\$21.3 - \$26.3	24%

Funding Sources	YTD Expended
Formula	\$5.6
PRIIA	\$0.0
Other	\$0.0
<b>Federal Subtotal</b>	<b>\$5.6</b>
System Performance	\$0.0
Reimbursable/Other	\$0.0
DC Dedicated Funding	\$4.3
MD Dedicated Funding	\$4.0
VA Non-Restricted Dedicated Funding	\$3.0
VA Restricted Dedicated Funding	\$0.8
<b>Local Subtotal</b>	<b>\$12.6</b>
<b>Debt</b>	<b>\$0.6</b>
<b>Net Accruals</b>	<b>\$-0.2</b>
<b>TOTAL</b>	<b>\$18.0</b>

**Active Contracts (CIP0225)**

Contract Number	Vendor	Activity	Award Amount	Award Date	Period of Performance Start Date	Period of Performance End Date
FQ15192-FY18	Mott MacDonald I&E, LLC	CONSULT	\$ 75,000,000			
FQ19267	Hensel Phelps Construction Co	CONSTRUCTION	\$ 12,207,966		9/1/2020	3/31/2022
17COUN042	Diversified Property Services Inc	CONSULT	\$ 237,738			
FQ18033G	Gannett Fleming Engineers and Architects	CONSULT	\$ 70,000,000		8/23/2018	8/23/2023
FQ18033B	HNTB Corporation	ENGINEERING	\$ 65,000,000		8/2/2018	8/1/2023
FQ18033C	WSP USA Inc.	CONSULT	\$ 60,000,000		8/15/2018	8/15/2023
FQ19172M	Mott MacDonald-WSP Joint Venture	ENGINEERING	\$ 50,000,000		10/3/2019	10/3/2024
FQ18033D	Jacobs Engineering Group, Inc.	ENGINEERING	\$ 32,500,000			
C20147	K&J Consulting Services Inc	CONSTRUCTION	\$ 19,773,890			
FQ19172L	Johnson, Mirmiran & Thompson Inc.	ENGINEERING	\$ 5,000,000	11/15/2019	11/15/2019	11/14/2024
17COUN024_HL	Hogan Lovells US LLP	CONSULT	\$ 1,097,480			
FQ15190B	HNTB Corporation	CONSULT	\$ 3,111,512			

## (CIP0231) Good Luck Road Facility

**FY2022 Q3**

**Initiative Type:** Project  
**Investment Program:** Support Equipment/Services  
**Investment Category:** Business and Operations Support

**Mode:** Systemwide  
**Location:** Lanham, MD

### Description

This project builds out the Good Luck Road facility, the Metro support facility for printing, maintenance functions, and storage.



### Expected Outcome

Increase workforce productivity and manage operating cost by consolidating multiple leased warehouse and other facilities into a single Metro owned facility.

### Strategic Drivers



Safety



Security



Reliability/SGR

### Overall Status

Development & Evaluation	
Implementation & Construction	<b>X</b>
Operations Activation	

Metro is currently upgrading security and electrical systems. Roof replacement, and the installation of a new guard booth and perimeter fencing have been completed.

### FY2022 Funding (\$ Millions)

FY22 Current Budget	FY22 Forecast Range	YTD % Budget Expended
\$0.9	\$2.9 - \$4.9	321%

Funding Sources	YTD Expended
Formula	\$0.0
PRIIA	\$0.0
Other	\$0.0
<b>Federal Subtotal</b>	<b>\$0.0</b>
System Performance	\$0.1
Reimbursable/Other	\$0.0
DC Dedicated Funding	\$0.8
MD Dedicated Funding	\$0.7
VA Non-Restricted Dedicated Funding	\$0.5
VA Restricted Dedicated Funding	\$0.1
<b>Local Subtotal</b>	<b>\$2.3</b>
<b>Debt</b>	<b>\$0.0</b>
<b>Net Accruals</b>	<b>\$0.4</b>
<b>TOTAL</b>	<b>\$2.8</b>

**Active Contracts (CIP0231)**

Contract Number	Vendor	Activity	Award Amount	Award Date	Period of Performance Start Date	Period of Performance End Date
FQ15191-FY18	Gannett Fleming-Parsons Joint Venture II	CONSULT	\$ 100,000,000			
FQ16036-G	F.H. Paschen, S.N. Nielsen & Assoc., LLC	CONSTRUCTION	\$ 4,137,195		10/15/2018	10/9/2022
CFRADS2000212	Atlantic Graphic Systems Inc	CONSTRUCTION	\$ 490,528		8/21/2020	10/21/2020
FQ17125	W M Schlosser Co Inc	CONSTRUCTION	\$ 8,570,749			
FQ18033G	Gannett Fleming Engineers and Architects	CONSULT	\$ 70,000,000		8/23/2018	8/23/2023
FQ18033C	WSP USA Inc.	CONSULT	\$ 60,000,000		8/15/2018	8/15/2023
FQ19021C	Patuxent Roofing and Contracting, Inc.	CONSTRUCTION	\$ 20,000,000		9/30/2019	9/29/2021
FQ18033F	DHA/RK&K Joint Venture	CONSULT	\$ 18,500,000			
FQ19273A	Consolidated Construction & Engineering	CONSTRUCTION	\$ 500,000			
FQ17044E	eVigilant Security	CONSTRUCTION	\$ 22,985,421			

# (CIP0241) Flood Resiliency Infrastructure Upgrades

## FY2022 Q3

**Initiative Type:** Project **Mode:** Rail  
**Investment Program:** Station Systems **Location:** Systemwide  
**Investment Category:** Stations and Passenger Facilities

### Description

Since the opening of the first Metro line over 40 years ago, changes in local development, aging of the system, updates in design guidelines and criteria, and the effects of extreme weather events have led to flooding vulnerabilities in the system. This project will assess and construct solutions to protect stations from flood waters entering into the rail system.



### Expected Outcome

Reduces disruption to revenue service and increases passenger safety by mitigating the risk of fire, smoke, and other incidents caused by water intrusion into Metrorail tunnels and stations as measured by the Rail Infrastructure Availability performance indicator [FY20 target less than 3.8% of track under performance restrictions] and the number of fire incidents performance indicator [FY20 target of less than 50 incidents annually]. Protects Metro infrastructure and equipment which reduces the frequency and cost of repairs and replacements.

### Strategic Drivers



Safety



Security



Reliability/SGR

### Overall Status

Development & Evaluation	<b>X</b>
Implementation & Construction	
Operations Activation	

Metro is advancing the design for solutions to flooding issues at 18 underground utility locations. Metro is also assessing the effectiveness of previously raised vent shafts in advance of developing comprehensive flood mitigation solutions for stations.

### FY2022 Funding (\$ Millions)

FY22 Current Budget	FY22 Forecast Range	YTD % Budget Expended
\$0.7	\$0.8 - \$0.8	90%

Funding Sources	YTD Expended
Formula	\$0.0
PRIIA	\$0.0
Other	\$0.0
<b>Federal Subtotal</b>	<b>\$0.0</b>
System Performance	\$0.2
Reimbursable/Other	\$0.0
DC Dedicated Funding	\$0.1
MD Dedicated Funding	\$0.1
VA Non-Restricted Dedicated Funding	\$0.1
VA Restricted Dedicated Funding	\$0.0
<b>Local Subtotal</b>	<b>\$0.5</b>
<b>Debt</b>	<b>\$0.0</b>
<b>Net Accruals</b>	<b>\$0.2</b>
<b>TOTAL</b>	<b>\$0.6</b>

**Active Contracts (CIP0241)**

Contract Number	Vendor	Activity	Award Amount	Award Date	Period of Performance Start Date	Period of Performance End Date
FQ15191-FY18	Gannett Fleming-Parsons Joint Venture II	CONSULT	\$ 100,000,000			
FQ19172D	Jacobs Engineering Group, Inc.	ENGINEERING	\$ 3,500,000		11/15/2019	11/14/2024
FQ19172M	Mott MacDonald-WSP Joint Venture	ENGINEERING	\$ 51,000,000		10/3/2019	10/3/2024
FQ18033I	AECOM-STV JV	CONSULT	\$ 40,000,000			
FQ16036A	Potomac Construction Co Inc	CONSTRUCTION	\$ 12,817,945			
FQ16036B	The Matthews Group, Inc. T/A TMG Constru	CONSTRUCTION	\$ 1,932,810			
FQ16036-G	F.H. Paschen, S.N. Nielsen & Assoc., LLC	CONSTRUCTION	\$ 819,000			

## (CIP0242) Rail System Drainage Rehabilitation Program

### FY2022 Q3

<b>Initiative Type:</b>	Program	<b>Mode:</b>	Rail
<b>Investment Program:</b>	Station Systems	<b>Location:</b>	Systemwide
<b>Investment Category:</b>	Stations and Passenger Facilities		

### Description

This program replaces and improves drainage pumping stations that have exceeded their lifecycle throughout the Metrorail system and supports implementation of flood resiliency improvements.



### Expected Outcome

Reduces disruption to revenue service and mitigates some of the risk of fire, smoke, and other incidents caused by excess water collecting within Metrorail tunnels and stations as measured by the Rail Infrastructure Availability performance indicator [FY20 target less than 3.8% of track under performance restrictions]. Protects Metro infrastructure and equipment which reduces the frequency and cost of repairs and replacements and helps prevent potential safety issues.

### Strategic Drivers



Safety



Security



Reliability/SGR

### Overall Status

(Programs are ongoing)

Development & Evaluation	
Implementation & Construction	
Operations Activation	

A contract to replace drainage pumps at six locations was awarded in Q1. Work is now ongoing at Wheaton and Federal Triangle stations.

### FY2022 Funding (\$ Millions)

FY22 Current Budget	FY22 Forecast Range	YTD % Budget Expended
\$15.1	\$6.1 - \$6.1	25%

Funding Sources	YTD Expended
Formula	\$0.0
PRIIA	\$0.0
Other	\$0.4
<b>Federal Subtotal</b>	<b>\$0.4</b>
System Performance	\$0.1
Reimbursable/Other	\$0.0
DC Dedicated Funding	\$0.7
MD Dedicated Funding	\$0.7
VA Non-Restricted Dedicated Funding	\$0.5
VA Restricted Dedicated Funding	\$0.1
<b>Local Subtotal</b>	<b>\$2.2</b>
<b>Debt</b>	<b>\$0.0</b>
<b>Net Accruals</b>	<b>\$1.2</b>
<b>TOTAL</b>	<b>\$3.8</b>

**Active Contracts (CIP0242)**

Contract Number	Vendor	Activity	Award Amount	Award Date	Period of Performance Start Date	Period of Performance End Date
FQ15191-FY18	Gannett Fleming-Parsons Joint Venture II	ENGINEERING	\$ 100,000,000			
FQ15192-FY18	Mott MacDonald I&E, LLC	CONSULT	\$ 75,000,000			
FIRPG211167	M & M Welding & Fabricators Inc	CONSTRUCTION	\$ 26,800,200	9/10/2021	9/24/2021	9/23/2023
FQ18033G	Gannett Fleming Engineers and Architects	ENGINEERING	\$ 82,000,000		8/23/2018	8/23/2023
FQ18033B	HNTB Corporation	ENGINEERING	\$ 65,000,000		8/2/2018	8/1/2023
FQ15191-FY19	Gannett Fleming-Parsons Joint Venture II	CONSULT	\$ 64,000,000			
FQ18033A	Parsons Transportation Group Inc	CONSULT	\$ 45,000,000		9/24/2018	9/24/2023
FQ18033F	DHA/RK&K Joint Venture	CONSULT	\$ 12,500,000			
FQ17080	M & M Welding & Fabricators Inc	CONSTRUCTION	\$ 8,844,642			



## (CIP0246) General Engineering

FY2022 Q3

**Initiative Type:** Program **Mode:** Rail  
**Investment Program:** Fixed Rail **Location:** Systemwide  
**Investment Category:** Track and Structures Rehabilitation

### Description

This program provides general engineering support services for the development of architectural and engineering concept designs to help define the capital projects and address needs that may not be captured as part of other larger capital initiatives. This program helps resolve high-priority issues identified by Metro's engineers.



### Expected Outcome

Develops engineering solutions for maintenance and improvement needs that could lead to a capital investment.

### Strategic Drivers



Safety



Security



Reliability/SGR

### Overall Status

(Programs are ongoing)

Development & Evaluation	
Implementation & Construction	
Operations Activation	

Metro is beginning a systemwide bridge inspection and load bearing ratings, as well as updating its Building information modeling manual.

### FY2022 Funding (\$ Millions)

FY22 Current Budget	FY22 Forecast Range	YTD % Budget Expended
\$11.1	\$11.7 - \$15.7	86%

Funding Sources	YTD Expended
Formula	\$0.0
PRIIA	\$0.0
Other	\$0.0
<b>Federal Subtotal</b>	<b>\$0.0</b>
System Performance	\$0.5
Reimbursable/Other	\$0.0
DC Dedicated Funding	\$2.8
MD Dedicated Funding	\$2.6
VA Non-Restricted Dedicated Funding	\$1.9
VA Restricted Dedicated Funding	\$0.5
<b>Local Subtotal</b>	<b>\$8.3</b>
<b>Debt</b>	<b>\$0.0</b>
<b>Net Accruals</b>	<b>\$1.3</b>
<b>TOTAL</b>	<b>\$9.5</b>

**Active Contracts (CIP0246)**

Contract Number	Vendor	Activity	Award Amount	Award Date	Period of Performance Start Date	Period of Performance End Date
FQ15191-FY18	Gannett Fleming-Parsons Joint Venture II	ENGINEERING	\$ 100,000,000			
FQ15191-FY19	Gannett Fleming-Parsons Joint Venture II	ENGINEERING	\$ 75,000,000		5/2/2017	8/1/2021
FQ15191-FY17R	Gannett Fleming-Parsons Joint Venture II	ENGINEERING	\$ 40,000,000			
CENGA211235	DLT Solutions, LLC	IT_SOFTWARE_OT H	\$ 510,484		7/1/2021	6/30/2024
FQ19172KGP	KGP Design Studio, LLC	ENGINEERING	\$ 300,000	11/15/2019	11/15/2019	11/14/2024
FQ19172R	KGP Design Studio LLC.	ENGINEERING	\$ 300,000		11/15/2019	11/14/2024
FQ18033B	HNTB Corporation	CONSULT	\$ 65,000,000		8/2/2018	8/1/2023
FQ18033C	WSP USA Inc.	CONSULT	\$ 65,000,000		8/15/2018	8/15/2023

## (CIP0247) Emergency Construction and Emerging Needs Program

FY2022 Q3

**Initiative Type:** Program **Mode:** Rail  
**Investment Program:** Fixed Rail **Location:** Systemwide  
**Investment Category:** Track and Structures Rehabilitation

### Description

This program supports emergent and emergency needs that arise across the system beyond the scope of other established capital investments.



### Expected Outcome

Resolves emergency and emergent issues that impact Metro service and reliability.

### Strategic Drivers



Safety



Security



Reliability/SGR

### Overall Status

(Programs are ongoing)

Development & Evaluation	
Implementation & Construction	
Operations Activation	

Metro is currently constructing a ledge to catch debris at Gallery Place, waterproofing the mechanical room at Bethesda, mitigating hazards at the L'Enfant Plaza station entrance, addressing an ADA hazard at platforms rehabilitated in the Platform 1 project, and performing concrete work at the Southern Ave parking garage deck.

### FY2022 Funding (\$ Millions)

FY22 Current Budget	FY22 Forecast Range	YTD % Budget Expended
\$61.0	\$4.7 - \$4.7	6%

Funding Sources	YTD Expended
Formula	\$0.0
PRIIA	\$0.0
Other	\$0.0
<b>Federal Subtotal</b>	<b>\$0.0</b>
System Performance	\$0.2
Reimbursable/Other	\$0.0
DC Dedicated Funding	\$1.1
MD Dedicated Funding	\$1.0
VA Non-Restricted Dedicated Funding	\$0.7
VA Restricted Dedicated Funding	\$0.2
<b>Local Subtotal</b>	<b>\$3.2</b>
<b>Debt</b>	<b>\$0.0</b>
<b>Net Accruals</b>	<b>\$0.4</b>
<b>TOTAL</b>	<b>\$3.6</b>

**Active Contracts (CIP0247)**

Contract Number	Vendor	Activity	Award Amount	Award Date	Period of Performance Start Date	Period of Performance End Date
FQ15191-FY18	Gannett Fleming-Parsons Joint Venture II	CONSULT	\$ 100,000,000			
FQ16036B	The Matthews Group, Inc. T/A TMG Constru	CONSTRUCTION	\$ 18,896,292		4/5/2019	5/17/2019
FQ16036-E	W M Schlosser Co Inc	CONSTRUCTION	\$ 8,854,000			
FQ19273A	Consolidated Construction & Engineering	CONSTRUCTION	\$ 500,000			
FQ19021A	DJB Contracting Inc	CONSTRUCTION	\$ 100,000,000			
FQ18033G	Gannett Fleming Engineers and Architects	CONSULT	\$ 70,000,000		8/23/2018	8/23/2023
FQ18033F	DHA/RK&K Joint Venture	CONSULT	\$ 55,000,000		8/16/2018	8/16/2023
FQ16036D	Signature Renovations LLC	CONSTRUCTION	\$ 15,000,000			
FQ16036A	Potomac Construction Co Inc	CONSTRUCTION	\$ 10,277,945	3/7/2018	3/29/2018	3/28/2023


**(CIP0251) Automatic Train Control State of Good Repair**

**FY2022 Q3**

**Initiative Type:** Program **Mode:** Rail  
**Investment Program:** Signals & Communications **Location:** Systemwide  
**Investment Category:** Rail Systems

**Description**

This program replaces aging Automatic Train Control (ATC) systems, Train Control Room (TCR) infrastructure and wayside equipment. Obsolete and failing equipment must be replaced at intervals ranging from 20 to 40 years.



**Expected Outcome**

Increases the safety of Metrorail operations and provides reliable signal operation to minimize disruptions to rail service as measured by the Rail Infrastructure Availability performance indicator [FY20 target less than 3.8% of track under performance restrictions] and the Metrorail customer injury rate performance indicator [FY20 target of less than 1.40 injuries per million passengers] and prevent potential safety issues.

**Strategic Drivers**



Safety



Security



Reliability/SGR

**Overall Status**

(Programs are ongoing)

Development & Evaluation	
Implementation & Construction	
Operations Activation	

Metro anticipates completing work on the Alexandria Yard train control bungalows by the end of FY2022. Metro also continued to test power supplies at various locations and completed training for the new switch machine power supply replacements. A contract is anticipated to be awarded in FY2022 for the replacement of ATC equipment at 14 locations and the renewal of 24 train control rooms.

**FY2022 Funding (\$ Millions)**

FY22 Current Budget	FY22 Forecast Range	YTD % Budget Expended
\$57.2	\$32.3 - \$42.3	44%

Funding Sources	YTD Expended
Formula	\$0.0
PRIIA	\$11.4
Other	\$0.0
<b>Federal Subtotal</b>	<b>\$11.4</b>
System Performance	\$0.0
Reimbursable/Other	\$0.0
DC Dedicated Funding	\$4.4
MD Dedicated Funding	\$4.1
VA Non-Restricted Dedicated Funding	\$3.0
VA Restricted Dedicated Funding	\$0.8
<b>Local Subtotal</b>	<b>\$12.3</b>
<b>Debt</b>	<b>\$0.0</b>
<b>Net Accruals</b>	<b>\$1.6</b>
<b>TOTAL</b>	<b>\$25.3</b>

**Active Contracts (CIP0251)**

Contract Number	Vendor	Activity	Award Amount	Award Date	Period of Performance Start Date	Period of Performance End Date
FQ16148	C3M Power Systems, LLC	CONSTRUCTION	\$ 118,539,824		5/10/2017	6/30/2022
FQ15191-FY18	Gannett Fleming-Parsons Joint Venture II	CONSULT	\$ 100,000,000			
FQ15192-FY18	Mott MacDonald I&E, LLC	ENGINEERING	\$ 75,000,000			
FQ19172M	Mott MacDonald-WSP Joint Venture	CONSULT	\$ 55,100,000		10/3/2019	10/3/2024
FQ15192-FY20	Mott MacDonald I&E, LLC	ENGINEERING	\$ 46,000,000		7/18/2019	6/30/2020
FQ18134	M.C. Dean, Inc.	CONSTRUCTION	\$ 27,049,129		1/1/2019	12/31/2023
FQ18110	CHK America Inc	3RD_PARTY	\$ 14,443,906		4/12/2021	4/11/2022
C20113	Transportation Management Service Inc	3RD_PARTY	\$ 10,784,752		5/22/2020	5/21/2022
FQ13065	Ideal Electrical Supply Corp	EQUIP_MATL	\$ 8,036,000			
FQ18070	B&C Transit Consultants Inc.	CONSTRUCTION	\$ 6,040,000	10/16/2018	11/5/2018	11/9/2021
FQ19187	Alstom Signaling Inc	EQUIP_MATL	\$ 5,136,803			
CQ18197-COOP-1	GRAINGER	EQUIP_MATL	\$ 5,000,000			
FQ18119	B&C Transit Consultants Inc.	CONSTRUCTION	\$ 2,651,145		1/11/2019	1/15/2022
FQ18191	RailComm	EQUIP_MATL	\$ 267,144			
FQ15192-FY19	Mott MacDonald I&E, LLC	ENGINEERING	\$ 100,000,000			
FQ18033B	HNTB Corporation	CONSULT	\$ 24,500,000			
FQ18033G	Gannett Fleming Engineers and Architects	ENGINEERING	\$ 22,500,000			
C20147	K&J Consulting Services Inc	CONSTRUCTION	\$ 19,773,890			

## (CIP0252) Low Voltage Power State of Good Repair

### FY2022 Q3

**Initiative Type:** Program  
**Investment Program:** Station Systems  
**Investment Category:** Stations and Passenger Facilities

**Mode:** Rail  
**Location:** Farragut West, Foggy Bottom, Arlington Cemetery, Crystal City, Deanwood, East Falls Church, Vienna, Gallery Place, Silver Spring

### Description

This program replaces low voltage power systems, improves various power components, and maintains existing low voltage power systems in a state of good repair.



### Expected Outcome

Maintains the reliability of systems that support service by keeping the infrastructure that provides power to station lighting, HVAC, elevators and escalators, train control and communication systems, drainage pumping stations, and other Metrorail station infrastructure in a state of good repair.

### Strategic Drivers



Safety



Security



Reliability/SGR

### Overall Status

(Programs are ongoing)

Development & Evaluation	
Implementation & Construction	
Operations Activation	

AC Switchgear replacements were completed at East Falls Church and Vienna. Replacements continued at Deanwood, Farragut West, Braddock Road, Anacostia, Fort Totten, and Addison Road. AC Room rehabilitations were completed at Gallery Place and remain ongoing at Silver Spring. Twenty-five locations have completed Uninterruptable Power Supply (UPS) replacement in FY2022.

### FY2022 Funding (\$ Millions)

FY22 Current Budget	FY22 Forecast Range	YTD % Budget Expended
\$36.0	\$26.3 - \$32.3	60%

Funding Sources	YTD Expended
Formula	\$16.4
PRIIA	\$0.0
Other	\$0.0
<b>Federal Subtotal</b>	<b>\$16.4</b>
System Performance	\$1.3
Reimbursable/Other	\$0.0
DC Dedicated Funding	\$1.5
MD Dedicated Funding	\$1.4
VA Non-Restricted Dedicated Funding	\$1.0
VA Restricted Dedicated Funding	\$0.3
<b>Local Subtotal</b>	<b>\$5.5</b>
<b>Debt</b>	<b>\$0.0</b>
<b>Net Accruals</b>	<b>\$-0.1</b>
<b>TOTAL</b>	<b>\$21.7</b>

**Active Contracts (CIP0252)**

Contract Number	Vendor	Activity	Award Amount	Award Date	Period of Performance Start Date	Period of Performance End Date
FQ16148	C3M Power Systems, LLC	CONSTRUCTION	\$ 118,539,824		5/10/2017	6/30/2022
FQ18033G	Gannett Fleming Engineers and Architects	CONSULT	\$ 86,750,000		8/23/2018	8/23/2023
FQ19218	Helix Electric Inc	CONSTRUCTION	\$ 27,858,004		10/30/2020	10/29/2023
FQ16150	Benning Power Electronics Inc	CONSTRUCTION	\$ 8,004,078		1/9/2019	1/8/2020
CMOWE21015	Sortac Systems LLC	CONSULT	\$ 200,000		7/6/2021	7/6/2023
FQ17044A	Aldridge Electric Inc	CONSTRUCTION	\$ 5,930,882		12/27/2018	6/30/2022
FQ17044E	eVigilant Security	CONSTRUCTION	\$ 22,985,421		8/9/2018	6/30/2022
FQ17044S	Singleton Electric Company, Inc.	CONSTRUCTION	\$ 3,824,240		8/9/2018	6/30/2022
FQ18033D	Jacobs Engineering Group, Inc.	CONSULT	\$ 80,500,000			
FQ15191-FY19	Gannett Fleming-Parsons Joint Venture II	CONSULT	\$ 62,000,000			
FQ15192-FY18	Mott MacDonald I&E, LLC	CONSULT	\$ 60,000,000			
FQ15192-FY19	Mott MacDonald I&E, LLC	CONSULT	\$ 50,000,000			
FQ19172M	Mott MacDonald-WSP Joint Venture	ENGINEERING	\$ 18,000,000		10/3/2019	10/3/2024
FQ16036A	Potomac Construction Co Inc	CONSTRUCTION	\$ 17,933,366		5/2/2019	9/1/2019
FQ16036D	Signature Renovations LLC	CONSTRUCTION	\$ 15,000,000			
FQ18033A	Parsons Transportation Group Inc	CONSULT	\$ 12,500,000			
FQ18033C	WSP USA Inc.	ENGINEERING	\$ 12,500,000			
CQ18173-COOP	Graybar Electric Co Inc	EQUIP_MATL	\$ 5,000,000		10/30/2018	1/31/2023



## (CIP0253) Traction Power State of Good Repair

### FY2022 Q3

**Initiative Type:** Program      **Mode:** Rail  
**Investment Program:** Power      **Location:** Rosslyn, West Falls Church, Cleveland Park  
**Investment Category:** Rail Systems

### Description

This program replaces traction power systems, improves various traction power components, and maintains existing traction power systems in a state of good repair in order to deliver safe and reliable Metrorail operations.



### Expected Outcome

Addresses the ability to provide Metrorail service through replacement or rehabilitation of critical infrastructure that delivers propulsion power to Metrorail. Improvements decrease speed restrictions imposed on trains, and reduce the risk of safety incidents including track fire incidents and stray current problems as measured by the Rail Infrastructure Availability performance indicator [FY20 target less than 3.8% of track under performance restrictions] and the number of fire incidents performance indicator [FY20 target of less than 50 incidents annually].

### Strategic Drivers



Safety



Security



Reliability/SGR

### Overall Status

(Programs are ongoing)

Development & Evaluation	
Implementation & Construction	
Operations Activation	

Metro awarded a contract that will replace equipment at 12 Traction Power Substations and 9 Tie Breaker Stations over four years. The replacement of the cable tray at Rosslyn and installation of the negative return switchgear has been completed. Transformer replacements are ongoing at various locations. Metro continues to megger and replace cable.

### FY2022 Funding (\$ Millions)

FY22 Current Budget	FY22 Forecast Range	YTD % Budget Expended
\$46.3	\$43.0 - \$48.0	75%
Funding Sources		YTD Expended
Formula		\$21.4
PRIIA		\$0.0
Other		\$0.0
<b>Federal Subtotal</b>		<b>\$21.4</b>
System Performance		\$0.4
Reimbursable/Other		\$0.0
DC Dedicated Funding		\$2.4
MD Dedicated Funding		\$2.2
VA Non-Restricted Dedicated Funding		\$1.6
VA Restricted Dedicated Funding		\$0.4
<b>Local Subtotal</b>		<b>\$7.0</b>
<b>Debt</b>		<b>\$0.0</b>
<b>Net Accruals</b>		<b>\$6.3</b>
<b>TOTAL</b>		<b>\$34.7</b>

**Active Contracts (CIP0253)**

Contract Number	Vendor	Activity	Award Amount	Award Date	Period of Performance Start Date	Period of Performance End Date
FQ16148	C3M Power Systems, LLC	CONSTRUCTION	\$ 118,539,824		5/10/2017	6/30/2022
FIRPG211191	C3M Power Systems, LLC	CONSTRUCTION	\$ 109,309,197	1/15/2022	1/22/2022	12/31/2025
FQ15191-FY18	Gannett Fleming-Parsons Joint Venture II	CONSULT	\$ 100,000,000			
FQ18033G	Gannett Fleming Engineers and Architects	CONSULT	\$ 86,750,000		8/23/2018	8/23/2023
FQ15192-FY18	Mott MacDonald I&E, LLC	ENGINEERING	\$ 75,000,000			
FQ17101B	Kupper Engineering, Inc.	EQUIP_MATL	\$ 10,638,016	10/7/2021	7/1/2020	6/30/2023
C20065	GRAINGER	EQUIP_MATL	\$ 5,000,000		11/12/2019	12/31/2022
FQ19135	Mac Products Inc	EQUIP_MATL	\$ 1,391,378	12/20/2019	12/20/2019	12/20/2022
CQ19056-COOP	MSC Industrial Supply Co	EQUIP_MATL	\$ 1,000,000		10/22/2018	6/30/2019
CMOWE21015	Sortac Systems LLC	CONSULT	\$ 200,000		7/6/2021	7/6/2023
FQ18099	M.C. Dean, Inc.	EQUIP_MATL	\$ 4,099,195		3/15/2019	3/14/2024
FQ18117AWD	Kiewit Infrastructure Company	CONSTRUCTION	\$ 297,350,000			
FQ18033D	Jacobs Engineering Group, Inc.	CONSULT	\$ 80,500,000			
FQ19172G	Gannett Fleming Engineers and Architects	ENGINEERING	\$ 72,500,000		10/3/2019	10/3/2024
FQ19061	C3M Power Systems, LLC	CONSTRUCTION	\$ 69,695,589			
FQ18033B	HNTB Corporation	ENGINEERING	\$ 65,000,000		8/2/2018	8/1/2023
FQ17165	C3M Power Systems, LLC	CONSTRUCTION	\$ 60,121,710	4/12/2018	4/19/2018	4/18/2023
FQ18033F	DHA/RK&K Joint Venture	CONSULT	\$ 55,000,000		8/16/2018	8/16/2023

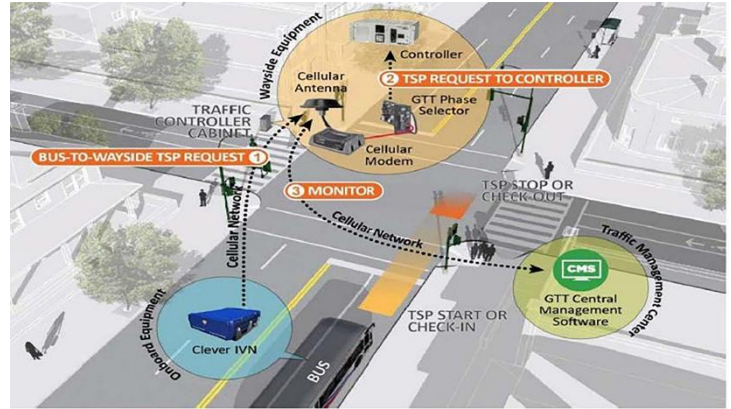
## (CIP0254) Bus Priority Program Development

FY2022 Q3

**Initiative Type:** Program **Mode:** Bus  
**Investment Program:** Passenger Facilities/Systems **Location:** Systemwide  
**Investment Category:** Bus, Bus Facilities and Paratransit

### Description

In response to the September 2018 Bus Transformation Project, the Bus Priority Program aims to improve bus service and equity. This program plans and implements new initiatives and technology to advance bus priority strategies.



### Expected Outcome

Increases the reliability of Metrobus service by developing strategies and working with jurisdictions to reduce travel time of buses through technology that prioritizes bus travel.

### Strategic Drivers



### Overall Status

(Programs are ongoing)

Development & Evaluation	
Implementation & Construction	
Operations Activation	

Metro is working with regional transportation entities to develop projects such as increasing bus lanes, queue jumps, all door boarding, and the Transit Signal Priority project.

### FY2022 Funding (\$ Millions)

FY22 Current Budget	FY22 Forecast Range	YTD % Budget Expended
\$2.2	\$2.3 - \$2.3	66%

Funding Sources	YTD Expended
Formula	\$0.0
PRIIA	\$0.0
Other	\$0.0
<b>Federal Subtotal</b>	<b>\$0.0</b>
System Performance	\$0.7
Reimbursable/Other	\$0.0
DC Dedicated Funding	\$0.3
MD Dedicated Funding	\$0.2
VA Non-Restricted Dedicated Funding	\$0.2
VA Restricted Dedicated Funding	\$0.0
<b>Local Subtotal</b>	<b>\$1.4</b>
<b>Debt</b>	<b>\$0.0</b>
<b>Net Accruals</b>	<b>\$0.0</b>
<b>TOTAL</b>	<b>\$1.5</b>

**Active Contracts (CIP0254)**

Contract Number	Vendor	Activity	Award Amount	Award Date	Period of Performance Start Date	Period of Performance End Date
CQ19104	Dell Marketing LP	EQUIP_MATL	\$ 194,300,000	7/22/2019	7/22/2019	7/22/2022
FQ18110	CHK America Inc	EQUIP_MATL	\$ 14,443,906		4/12/2021	4/11/2022
FQ19131	Clever Devices Ltd.	EQUIP_MATL	\$ 1,771,011	1/11/2019	1/11/2019	1/10/2020
COBTR222084	Mead and Hunt Inc	CONSULT	\$ 182,380	12/27/2021	12/27/2021	12/26/2022
FQ15190C	Parsons Transportation Group Inc	ENGINEERING	\$ 2,812,601		3/29/2018	3/28/2023
FQ18033C	WSP USA Inc.	ENGINEERING	\$ 12,500,000			
FQ15190C-FY19	Parsons Transportation Group Inc	ENGINEERING	\$ 3,140,000			
C20102A	AECOM, USA, INC.	CONSULT	\$ 498,531	5/19/2021	10/1/2020	9/30/2023

## (CIP0255) Fare Collection Modernization

### FY2022 Q3

**Initiative Type:** Project **Mode:** Systemwide  
**Investment Program:** Station Systems **Location:** Systemwide  
**Investment Category:** Stations and Passenger Facilities

### Description

This project replaces Metro's aging fare collection systems in rail stations and aboard Metrobuses and develops new methods for customers to pay for and manage their payment accounts.



### Expected Outcome

Provides modern infrastructure and payment options for Metro customers that will improve convenience, reliability and decrease repair costs.

### Strategic Drivers



Safety



Security



Reliability/SGR

### Overall Status

Development & Evaluation	X
Implementation & Construction	X
Operations Activation	X

Systemwide installation of new, modernized faregates is now ongoing with 52 stations installed with new faregates (67 out of 124 station mezzanines). The design of new bus fareboxes has begun and replacements are scheduled to begin in FY2023. Emergency swing gates were replaced at 32 locations.

### FY2022 Funding (\$ Millions)

FY22 Current Budget	FY22 Forecast Range	YTD % Budget Expended
\$56.9	\$65.2 - \$66.2	94%

Funding Sources	YTD Expended
Formula	\$8.6
PRIIA	\$0.0
Other	\$0.0
<b>Federal Subtotal</b>	<b>\$8.6</b>
System Performance	\$1.2
Reimbursable/Other	\$0.0
DC Dedicated Funding	\$14.5
MD Dedicated Funding	\$13.5
VA Non-Restricted Dedicated Funding	\$9.9
VA Restricted Dedicated Funding	\$2.6
<b>Local Subtotal</b>	<b>\$41.7</b>
<b>Debt</b>	<b>\$0.0</b>
<b>Net Accruals</b>	<b>\$3.1</b>
<b>TOTAL</b>	<b>\$53.4</b>

**Active Contracts (CIP0255)**

Contract Number	Vendor	Activity	Award Amount	Award Date	Period of Performance Start Date	Period of Performance End Date
CQ19104	Dell Marketing LP	EQUIP_M ATL	\$ 194,300,000	7/22/2019	7/22/2019	7/22/2022
FQ15191- FY18	Gannett Fleming- Parsons Joint Venture II	CONSULT	\$ 100,000,000			
FQ18152	STraffic America LLC	DESIGN_B UILD	\$ 45,245,934		9/8/2020	9/7/2021
FCPPM20021 4-W01	Cubic Transportation Systems Inc.	DESIGN_B UILD	\$ 38,417,616		12/24/2021	12/23/2024
CQ19236	Cubic Transportation Systems Inc.	CONSULT	\$ 22,744,083		10/1/2019	9/30/2022
CQ19016	Cubic Transportation Systems Inc.	DESIGN_B UILD	\$ 17,991,179		6/18/2019	6/17/2022
FQ18056	Cubic Transportation Systems Inc.	IT_HARD WARE_OT H	\$ 17,002,876	9/24/2021	9/24/2021	11/30/2022
FQ16036D	Signature Renovations LLC	CONSTRU CTION	\$ 15,000,000		10/10/2017	10/9/2022
CQ15009	Cubic Transportation Systems Inc	CONSULT	\$ 4,725,520		8/1/2019	9/30/2019
CQ19277	CHYP USA, Inc.	CONSULT	\$ 3,219,302		9/27/2021	9/26/2022
CCPPM21014	LTK Engineering Services	CONSULT	\$ 2,800,000		8/23/2021	8/23/2023
FQ17021	eVigilant Security	CONSTRU CTION	\$ 2,244,485			
FIT01211022	Insight Public Sector, Inc.	EQUIP_M ATL	\$ 2,148,860			
CCPPM21012	LTK Engineering Services	ENGINEER ING	\$ 1,350,000		7/6/2021	7/6/2023
COBTR21120 8-W03	Reflexions Data LLC	CONSULT	\$ 1,173,744	10/18/2021	10/18/2021	6/18/2023
FOBTR21127 9-W04	Four Nines Technologies	CONSULT	\$ 1,171,325		11/1/2021	10/31/2024
C20173- COOP	Copper River Information Technology	IT_HARD WARE_OT H	\$ 354,417			
CIT01200225	Networking for Future, Inc. (NFF, Inc.)	EQUIP_M ATL	\$ 79,362	7/14/2020	7/14/2020	7/13/2021

## (CIP0256) 7000-Series Railcars

FY2022 Q3

**Initiative Type:** Project  
**Investment Program:** Acquisition  
**Investment Category:** Railcar and Railcar Facilities

**Mode:** Rail  
**Location:** Systemwide

### Description

This project procures 620 of the 7000 series railcars to replace the 1000, 4000, 5000 series fleets, plus 28 additional railcars. 128 additional 7000 series railcars were acquired through Silver Line Phase 1 and 2 extension projects and were funded by the Metropolitan Washington Airports Authority.



### Expected Outcome

Replaces the unreliable 1000, 4000, and 5000 series vehicles, which will improve customer safety and reduce failures that interrupt revenue service as measured by the Metrorail customer injury rate performance indicator [FY20 target of less than 1.40 injuries per million passengers] and the Rail Fleet Reliability performance indicator [FY20 greater than 130,000 miles between delay]. Metro was directed by NTSB to remove the 1000 Series fleet from service due to safety deficiencies.

### Strategic Drivers



Safety



Security



Reliability/SGR

### Overall Status

Development & Evaluation	
Implementation & Construction	<b>X</b>
Operations Activation	

Metro continues to investigate the 7000-Series derailment and perform root-cause analysis, impacting the milestone payment schedule for railcar warranties. Work has resumed on various outstanding 7000 Series modifications for Automatic Train Control software upgrades, railcar door wiring, cybersecurity enhancements, reduction of power consumption, and troubleshooting training for railcar maintenance. Thirty-five truck assemblies have been delivered in FY2022 and delivery of railcar training simulators is ongoing.

### FY2022 Funding (\$ Millions)

FY22 Current Budget	FY22 Forecast Range	YTD % Budget Expended
\$54.4	\$48.4 - \$59.4	81%

Funding Sources	YTD Expended
Formula	\$0.0
PRIIA	\$0.0
Other	\$0.0
<b>Federal Subtotal</b>	<b>\$0.0</b>
System Performance	\$10.9
Reimbursable/Other	\$0.0
DC Dedicated Funding	\$8.1
MD Dedicated Funding	\$7.6
VA Non-Restricted Dedicated Funding	\$5.6
VA Restricted Dedicated Funding	\$1.5
<b>Local Subtotal</b>	<b>\$33.7</b>
<b>Debt</b>	<b>\$0.0</b>
<b>Net Accruals</b>	<b>\$10.3</b>
<b>TOTAL</b>	<b>\$44.0</b>

Notes: All figures are preliminary and unaudited. Not all CIPs have Active Contracts.

**Active Contracts (CIP0256)**

Contract Number	Vendor	Activity	Award Amount	Award Date	Period of Performance Start Date	Period of Performance End Date
RC7000	Kawasaki Rail Car Inc	RAILCARS	\$ 1,601,457,905		9/22/2021	9/21/2022
FQ17039	Kawasaki Rail Car Inc	EQUIP_MATL	\$ 200,000,000			
FQ19148	LTK Engineering Services	ENGINEERING	\$ 24,676,051		7/1/2020	6/30/2021
CQ18198	RemacUSA, Inc.	RAILCARS	\$ 930,722	8/16/2021	8/23/2021	8/31/2021
C20050-A	Kawasaki Rail Car Inc	RAILCARS	\$ 42,240,000			
C20147	K&J Consulting Services Inc	CONSTRUCTION	\$ 19,773,890			
CQ19284	Fundacion Fomento Innovacion Industrial	IT_SOFTWARE_OTH	\$ 3,102,640			
CQ17158	Saft America Inc	EQUIP_MATL	\$ 800,000	10/4/2017	10/6/2017	10/5/2019



# (CIP0257) Emergency Trip Station (ETS) Rehabilitation

## FY2022 Q3

**Initiative Type:** Project **Mode:** Rail  
**Investment Program:** Signals & Communications **Location:** Systemwide  
**Investment Category:** Rail Systems

### Description

The existing Emergency Trip Station (ETS) system has an aging, deteriorating infrastructure and utilizes obsolete electrical components and communications technology. This project upgrades the Rail Right-Of-Way (ROW) ETS system including the telephones.



### Expected Outcome

Improves the safety of Metro customers and employees through state of good repair replacement with newer and more reliable equipment as measured by the Metrorail customer injury rate performance indicator [FY20 target of less than 1.40 injuries per million passengers] and the Metrorail system employee injury rate performance indicator [FY20 target of less than 3.4 per 200,000 hours worked].

### Strategic Drivers



Safety



Security



Reliability/SGR

### Overall Status

Development & Evaluation	<b>X</b>
Implementation & Construction	
Operations Activation	

Metro is implementing a new Geographic Information System (GIS) to manage discrete fiber optic and copper network elements.

### FY2022 Funding (\$ Millions)

FY22 Current Budget	FY22 Forecast Range	YTD % Budget Expended
\$3.5	\$0.1 - \$0.1	2%

Funding Sources	YTD Expended
Formula	\$0.0
PRIIA	\$0.0
Other	\$0.0
<b>Federal Subtotal</b>	<b>\$0.0</b>
System Performance	\$0.0
Reimbursable/Other	\$0.0
DC Dedicated Funding	\$0.0
MD Dedicated Funding	\$0.0
VA Non-Restricted Dedicated Funding	\$0.0
VA Restricted Dedicated Funding	\$0.0
<b>Local Subtotal</b>	<b>\$0.1</b>
<b>Debt</b>	<b>\$0.0</b>
<b>Net Accruals</b>	<b>\$0.0</b>
<b>TOTAL</b>	<b>\$0.1</b>

**Active Contracts (CIP0257)**

<b>Contract Number</b>	<b>Vendor</b>	<b>Activity</b>	<b>Award Amount</b>	<b>Award Date</b>	<b>Period of Performance Start Date</b>	<b>Period of Performance End Date</b>
CQ19177E	Susan Fitzgerald & Associates, Inc.	CONSULT	\$ 810,856			
CQ18153	Five Points Infrastructure Services, LLC	EQUIP_MATL	\$ 535,033			

# (CIP0258) Station And Tunnel Fire Alarm Rehabilitation

## FY2022 Q3

**Initiative Type:** Program **Mode:** Rail  
**Investment Program:** Station Systems **Location:** Systemwide  
**Investment Category:** Stations and Passenger Facilities

### Description

This program will upgrade fire alarm systems in the tunnels and stations.



### Expected Outcome

Improves Metro's compliance with National Fire Protection Association standards and addresses recommendations made by the National Transportation Safety Board. Improves customer and employee safety by accurately measuring and responding to fire incidents as measured by the Metrorail customer injury rate performance indicator [FY20 target of less than 1.40 injuries per million passengers] and the Metrorail system employee injury rate performance indicator [FY20 target of less than 3.4 per 200,000 hours worked].

### Strategic Drivers



Safety



Security



Reliability/SGR

### Overall Status

(Programs are ongoing)

Development & Evaluation	
Implementation & Construction	
Operations Activation	

Metro has completed the installation of the Tunnel Smoke detection system pilot at 11 locations. A procurement package is being developed for an additional 42 locations.

### FY2022 Funding (\$ Millions)

FY22 Current Budget	FY22 Forecast Range	YTD % Budget Expended
\$7.1	\$1.7 - \$2.7	18%

Funding Sources	YTD Expended
Formula	\$0.0
PRIIA	\$0.0
Other	\$0.0
<b>Federal Subtotal</b>	<b>\$0.0</b>
System Performance	\$0.0
Reimbursable/Other	\$0.0
DC Dedicated Funding	\$0.5
MD Dedicated Funding	\$0.4
VA Non-Restricted Dedicated Funding	\$0.3
VA Restricted Dedicated Funding	\$0.1
<b>Local Subtotal</b>	<b>\$1.3</b>
<b>Debt</b>	<b>\$0.0</b>
<b>Net Accruals</b>	<b>\$0.0</b>
<b>TOTAL</b>	<b>\$1.3</b>

**Active Contracts (CIP0258)**

<b>Contract Number</b>	<b>Vendor</b>	<b>Activity</b>	<b>Award Amount</b>	<b>Award Date</b>	<b>Period of Performance Start Date</b>	<b>Period of Performance End Date</b>
FQ15191-FY18	Gannett Fleming-Parsons Joint Venture II	CONSULT	\$ 100,000,000			
FQ15191-FY19	Gannett Fleming-Parsons Joint Venture II	CONSULT	\$ 75,000,000		5/2/2017	8/1/2021
FQ16148	C3M Power Systems, LLC	CONSTRUCTION	\$ 96,659,772		5/10/2017	6/30/2022
FQ18033G	Gannett Fleming Engineers and Architects	CONSULT	\$ 70,000,000		8/23/2018	8/23/2023
FQ15192-FY20	Mott MacDonald I&E, LLC	CONSULT	\$ 26,982,993			
FQ18033B	HNTB Corporation	CONSULT	\$ 24,500,000			
FQ19172M	Mott MacDonald-WSP Joint Venture	ENGINEERING	\$ 18,000,000		10/3/2019	10/3/2024
FQ19172A	AECOM, USA, INC.	ENGINEERING	\$ 8,500,000		11/15/2019	11/14/2024
FQ17044E	eVigilant Security	CONSTRUCTION	\$ 22,985,421			

## (CIP0259) Employee Timekeeping System

### FY2022 Q3

**Initiative Type:** Project **Mode:** Systemwide  
**Investment Program:** IT **Location:** Systemwide  
**Investment Category:** Business and Operations Support

### Description

This project implements a new automated time and attendance system for Metro employees.



### Expected Outcome

Consolidates Metro's timekeeping into a single platform that provides improved controls and compliance with regulations while reducing operating and maintenance costs through a modern and streamlined application.

### Strategic Drivers



Safety



Security



Reliability/SGR

### Overall Status

Development & Evaluation	
Implementation & Construction	<b>X</b>
Operations Activation	<b>X</b>

Metrotime (timekeeping solution) is in the stabilization phase where various reconfiguration requests are being addressed.

### FY2022 Funding (\$ Millions)

FY22 Current Budget	FY22 Forecast Range	YTD % Budget Expended
\$2.8	\$2.9 - \$2.9	84%

Funding Sources	YTD Expended
Formula	\$0.0
PRIIA	\$0.0
Other	\$0.0
<b>Federal Subtotal</b>	<b>\$0.0</b>
System Performance	\$0.0
Reimbursable/Other	\$0.0
DC Dedicated Funding	\$1.1
MD Dedicated Funding	\$1.0
VA Non-Restricted Dedicated Funding	\$0.7
VA Restricted Dedicated Funding	\$0.2
<b>Local Subtotal</b>	<b>\$3.0</b>
<b>Debt</b>	<b>\$0.0</b>
<b>Net Accruals</b>	<b>\$-0.7</b>
<b>TOTAL</b>	<b>\$2.4</b>

**Active Contracts (CIP0259)**

Contract Number	Vendor	Activity	Award Amount	Award Date	Period of Performance Start Date	Period of Performance End Date
FQ16082	immixTechnology Inc	CONSULT	\$ 9,341,979	10/29/2021	4/15/2021	6/30/2022
CQ19054	immixTechnology Inc	IT_SOFTWA RE_OTH	\$ 1,625,974		10/1/2018	10/31/2022
FQ15124_22ND*	22nd Century Technologies Inc	CONSULT	\$ 3,379,942			
FQ15124_DKC	DK Consulting LLC	CONSULT	\$ 188,200			
FQ15124_IEL	Ideal ERP, LLC	CONSULT	\$ 6,056,815			
FQ15124_NFF	Networking for Future, Inc. (NFF, Inc.)	CONSULT	\$ 7,894,284			
FQ15124_POW	Powersolv Inc	CONSULT	\$ 3,955,098			
FQ15124_SFA	Susan Fitzgerald & Associates, Inc.	CONSULT	\$ 90,866,612			
FQ15124_TRI	Trigyn Technologies, Inc.	CONSULT	\$ 2,001,173			
CQ18047	NuAxis Innovations, LLC	CONSULT	\$ 24,553,638			
FQ15124_SIRC*	Software Information Resource Corporation	CONSULT	\$ 31,763,208			
FQ15124_VIV	Viva USA Inc	CONSULT	\$ 3,150,408		5/1/2019	4/30/2020

## (CIP0261) Rail Tunnel Lighting Replacement

FY2022 Q3

**Initiative Type:** Program **Mode:** Rail  
**Investment Program:** Fixed Rail **Location:** Systemwide  
**Investment Category:** Track and Structures Rehabilitation

### Description

This program replaces tunnel lights and fixtures with LED lamps. This program addresses a recommendation from the 2017 agency wide energy audit and a safety corrective action plan to finish replacing light fixtures in all tunnels.



### Expected Outcome

Intensifies tunnel illumination, increasing the safety of the work environment for Metro's workforce and first responders accessing tunnels as measured by the Metrorail system employee injury rate performance indicator [FY20 target of less than 3.4 per 200,000 hours worked]. Additionally reduces energy consumption and improves the efficiency of maintenance for tunnel lights.

### Strategic Drivers



### Overall Status

(Programs are ongoing)

Development & Evaluation	
Implementation & Construction	
Operations Activation	

Metro continues to install lighting upgrades on Red Line tunnel segments.

### FY2022 Funding (\$ Millions)

FY22 Current Budget	FY22 Forecast Range	YTD % Budget Expended
\$1.5	\$3.9 - \$3.9	201%

Funding Sources	YTD Expended
Formula	\$0.0
PRIIA	\$0.0
Other	\$0.0
<b>Federal Subtotal</b>	<b>\$0.0</b>
System Performance	\$1.0
Reimbursable/Other	\$0.0
DC Dedicated Funding	\$0.6
MD Dedicated Funding	\$0.5
VA Non-Restricted Dedicated Funding	\$0.4
VA Restricted Dedicated Funding	\$0.1
<b>Local Subtotal</b>	<b>\$2.6</b>
<b>Debt</b>	<b>\$0.0</b>
<b>Net Accruals</b>	<b>\$0.4</b>
<b>TOTAL</b>	<b>\$3.0</b>

**Active Contracts (CIP0261)**

<b>Contract Number</b>	<b>Vendor</b>	<b>Activity</b>	<b>Award Amount</b>	<b>Award Date</b>	<b>Period of Performance Start Date</b>	<b>Period of Performance End Date</b>
FQ16148	C3M Power Systems, LLC	3RD_PARTY	\$ 57,396,617			
CQ16105	C N Robinson Lighting Supply	EQUIP_MATL	\$ 932,323			



## (CIP0262) Tunnel Water Leak Mitigation

### FY2022 Q3

<b>Initiative Type:</b>	Program	<b>Mode:</b>	Rail
<b>Investment Program:</b>	Structures	<b>Location:</b>	Systemwide
<b>Investment Category:</b>	Track and Structures Rehabilitation		

### Description

This program mitigates water infiltration into the Metrorail tunnel system.



### Expected Outcome

Reduces disruption to revenue service and increases passenger and employee safety by mitigating the risk of water intrusion which can cause fire and smoke events as measured by the number of fire incidents performance indicator [FY20 target of less than 50 incidents annually] and the Metrorail customer on-time performance indicator [FY20 target greater than 88% on-time]. Protects Metro infrastructure and equipment which reduces the frequency and cost of repairs and replacements.

### Strategic Drivers



Safety



Security



Reliability/SGR

### Overall Status

(Programs are ongoing)

Development & Evaluation	
Implementation & Construction	
Operations Activation	

Metro awarded a contract for water mitigation work along two segments of the Red Line (from Silver Spring to Forest Glen and Tenleytown-AU to Friendship Heights) in Q3. Weekend single tracking on the segment will occur in Q4 to accommodate construction activity. When completed, the effectiveness of the work will be evaluated for potential further use in other tunnel segments.

### FY2022 Funding (\$ Millions)

FY22 Current Budget	FY22 Forecast Range	YTD % Budget Expended
\$8.0	\$5.0 - \$7.0	21%

Funding Sources	YTD Expended
Formula	\$0.0
PRIIA	\$0.0
Other	\$0.0
<b>Federal Subtotal</b>	<b>\$0.0</b>
System Performance	\$0.0
Reimbursable/Other	\$0.0
DC Dedicated Funding	\$0.3
MD Dedicated Funding	\$0.3
VA Non-Restricted Dedicated Funding	\$0.2
VA Restricted Dedicated Funding	\$0.0
<b>Local Subtotal</b>	<b>\$0.8</b>
<b>Debt</b>	<b>\$0.0</b>
<b>Net Accruals</b>	<b>\$0.9</b>
<b>TOTAL</b>	<b>\$1.7</b>

**Active Contracts (CIP0262)**

Contract Number	Vendor	Activity	Award Amount	Award Date	Period of Performance Start Date	Period of Performance End Date
FQ15191-FY18	Gannett Fleming-Parsons Joint Venture II	ENGINEERING	\$ 100,000,000			
FQ18033D	Jacobs Engineering Group, Inc.	CONSULT	\$ 84,500,000		8/21/2018	8/21/2023
FQ15192-FY18	Mott MacDonald I&E, LLC	CONSULT	\$ 75,000,000			
FQ18033C	WSP USA Inc.	CONSULT	\$ 68,250,000		8/15/2018	8/15/2023
FIRPG211179	Sovereign Hydroseal East Inc	CONSTRUCTION	\$ 16,584,683		1/27/2022	1/27/2024
FQ19172G	Gannett Fleming Engineers and Architects	ENGINEERING	\$ 70,250,000		10/3/2019	10/3/2024
FQ18033B	HNTB Corporation	CONSULT	\$ 24,500,000			

## (CIP0266) Historic Bus Loop and Facility Rehabilitation

### FY2022 Q3

**Initiative Type:** Project **Mode:** Bus  
**Investment Program:** Passenger Facilities/Systems **Location:** Chevy Chase, Calvert St. and Colorado Ave.  
**Investment Category:** Bus, Bus Facilities and Paratransit

### Description

This project rehabilitates three historic bus terminals: Calvert Street, Chevy Chase, and Colorado Avenue. All three facilities are obsolete and in failing condition and this will ensure the terminals are returned to a state of good repair.



### Expected Outcome

Improves employee and customer satisfaction by providing modern restroom facilities, wider bus stops, improved canopies for the public, and overall safer facilities that comply with ADA guidelines.

### Strategic Drivers



Safety



Security



Reliability/SGR

### Overall Status

Development & Evaluation	
Implementation & Construction	<b>X</b>
Operations Activation	

Construction is nearing completion at the Colorado historic bus passenger facility, with the bus shelter remaining. In Q3, construction began at the Calvert bus passenger facility. Construction on the Chevy Chase bus passenger facility was completed in Q1 of FY2022.

### FY2022 Funding (\$ Millions)

FY22 Current Budget	FY22 Forecast Range	YTD % Budget Expended
\$3.3	\$2.5 - \$2.5	60%

Funding Sources	YTD Expended
Formula	\$0.0
PRIIA	\$0.0
Other	\$0.0
<b>Federal Subtotal</b>	<b>\$0.0</b>
System Performance	\$0.1
Reimbursable/Other	\$0.2
DC Dedicated Funding	\$0.4
MD Dedicated Funding	\$0.4
VA Non-Restricted Dedicated Funding	\$0.3
VA Restricted Dedicated Funding	\$0.1
<b>Local Subtotal</b>	<b>\$2.0</b>
<b>Debt</b>	<b>\$0.8</b>
<b>Net Accruals</b>	<b>\$0.0</b>
<b>TOTAL</b>	<b>\$2.0</b>

**Active Contracts (CIP0266)**

Contract Number	Vendor	Activity	Award Amount	Award Date	Period of Performance Start Date	Period of Performance End Date
FQ15191-FY18	Gannett Fleming-Parsons Joint Venture II	CONSULT	\$ 100,000,000			
C20057	Potomac Construction Co Inc	CONSTRUCTION	\$ 3,161,559		8/5/2020	4/20/2022
FQ18033G	Gannett Fleming Engineers and Architects	ENGINEERING	\$ 82,000,000		8/23/2018	8/23/2023
FQ18110	CHK America Inc	EQUIP_MATL	\$ 8,635,950	3/10/2021	4/12/2021	4/11/2022
FQ19172A	AECOM, USA, INC.	ENGINEERING	\$ 2,500,000			

## (CIP0269) Asset Management Software

### FY2022 Q3

**Initiative Type:** Program      **Mode:** Systemwide  
**Investment Program:** IT      **Location:** Systemwide  
**Investment Category:** Business and Operations Support

### Description

This program develops asset lifecycle management plans by asset group as required by the Federal Transit Administration (FTA). The project also establishes a consistent methodology for assessing asset conditions and standardizes how new assets are inducted into Metro's systems.



### Expected Outcome

Improves Metro's ability to track and maintain over \$42 billion in physical assets to enable proper maintenance in support of safe and reliable service.

### Strategic Drivers



Safety



Security



Reliability/SGR

### Overall Status

(Programs are ongoing)

Development & Evaluation	
Implementation & Construction	
Operations Activation	

### FY2022 Funding (\$ Millions)

FY22 Current Budget	FY22 Forecast Range	YTD % Budget Expended
\$2.4	\$1.9 - \$1.9	60%

Funding Sources	YTD Expended
Formula	\$0.0
PRIIA	\$0.0
Other	\$0.0
<b>Federal Subtotal</b>	<b>\$0.0</b>
System Performance	\$0.0
Reimbursable/Other	\$0.0
DC Dedicated Funding	\$0.4
MD Dedicated Funding	\$0.4
VA Non-Restricted Dedicated Funding	\$0.3
VA Restricted Dedicated Funding	\$0.1
<b>Local Subtotal</b>	<b>\$1.2</b>
<b>Debt</b>	<b>\$0.0</b>
<b>Net Accruals</b>	<b>\$0.2</b>
<b>TOTAL</b>	<b>\$1.4</b>

**Active Contracts (CIP0269)**

Contract Number	Vendor	Activity	Award Amount	Award Date	Period of Performance Start Date	Period of Performance End Date
FQ15124_C2H	CH2M HILL Inc	CONSULT	\$ 11,845,777			
FQ18033D	Jacobs Engineering Group, Inc.	ENGINEERING	\$ 80,500,000			
FQ18033C	WSP USA Inc.	ENGINEERING	\$ 45,000,000		8/15/2018	8/15/2023
FQ18033G	Gannett Fleming Engineers and Architects	CONSULT	\$ 22,500,000			
FQ18033F	DHA/RK&K Joint Venture	CONSULT	\$ 18,500,000			
FQ15005B	Kimley-Horn and Associates, Inc.	CONSULT	\$ 4,664,215			
FQ15005C	VHB - Vanasse Hangen Brustlin, Inc.	CONSULT	\$ 2,283,179			

## (CIP0270) Capital Delivery Program Support

### FY2022 Q3

**Initiative Type:** Program **Mode:** Systemwide  
**Investment Program:** Support Equipment/Services **Location:** Systemwide  
**Investment Category:** Business and Operations Support

### Description

This program provides project administration, planning, scheduling, and management support for the portfolio of major construction projects.



### Expected Outcome

Improves Metro's ability to plan and deliver its extensive capital improvement program. This improves Metro's financial responsibility and supports state of good repair efforts.

### Strategic Drivers



Safety



Security



Reliability/SGR

### Overall Status

(Programs are ongoing)

Development & Evaluation	
Implementation & Construction	
Operations Activation	

### FY2022 Funding (\$ Millions)

FY22 Current Budget	FY22 Forecast Range	YTD % Budget Expended
\$35.4	\$31.3 - \$34.3	69%

Funding Sources	YTD Expended
Formula	\$0.0
PRIIA	\$0.0
Other	\$0.0
<b>Federal Subtotal</b>	<b>\$0.0</b>
System Performance	\$22.2
Reimbursable/Other	\$0.0
DC Dedicated Funding	\$-1.0
MD Dedicated Funding	\$-0.9
VA Non-Restricted Dedicated Funding	\$-0.7
VA Restricted Dedicated Funding	\$-0.2
<b>Local Subtotal</b>	<b>\$19.5</b>
<b>Debt</b>	<b>\$0.0</b>
<b>Net Accruals</b>	<b>\$4.8</b>
<b>TOTAL</b>	<b>\$24.3</b>

**Active Contracts (CIP0270)**

Contract Number	Vendor	Activity	Award Amount	Award Date	Period of Performance Start Date	Period of Performance End Date
FQ15191-FY18	Gannett Fleming-Parsons Joint Venture II	CONSULT	\$ 100,000,000			
FQ15192-FY18	Mott MacDonald I&E, LLC	CONSULT	\$ 75,000,000			
FQ18033I	AECOM-STV JV	CONSULT	\$ 70,250,000		7/1/2018	6/30/2025
FQ16092	Procore Technologies, Inc.	IT_SOFTWARE_OTH	\$ 1,397,830			
CPFCM21001	Arora Engineers Inc	CONSULT	\$ 1,000,000		10/18/2021	11/18/2023
C20118	Sandoval Consulting Services LLC	CONSULT	\$ 254,255			
FQ15191-FY19	Gannett Fleming-Parsons Joint Venture II	CONSULT	\$ 50,000,000			
FQ18033A	Parsons Transportation Group Inc	CONSULT	\$ 50,000,000		9/24/2018	9/24/2023
FQ18033F	DHA/RK&K Joint Venture	CONSULT	\$ 45,500,000		8/16/2018	8/16/2023
FQ10218-18	WSP USA Inc.	CONSULT	\$ 22,799,879			
FQ18033E	Louis Berger (DC), PLLC/Urban Engineers	CONSULT	\$ 22,500,000		8/21/2018	8/21/2023
FQ18033G	Gannett Fleming Engineers and Architects	ENGINEERING	\$ 22,500,000			
C20147	K&J Consulting Services Inc	CONSULT	\$ 19,773,890			
FQ18033B	HNTB Corporation	CONSULT	\$ 12,500,000		8/2/2018	8/2/2023
FQ18033C	WSP USA Inc.	ENGINEERING	\$ 12,500,000			
FQ15005A	AECOM, USA, INC.	CONSULT	\$ 9,307,449		8/13/2019	10/12/2019
17COUN024_HL	Hogan Lovells US LLP	CONSULT	\$ 1,097,480			
CENGA211097	Procore Technologies, Inc.	IT_SOFTWARE_OTH	\$ 1,068,700			
CQ19089-H	HR&A Advisors Inc	CONSULT	\$ 199,980	4/9/2019	4/9/2020	12/31/2020
FQ15124_AN N	AnnuK Incorporated	CONSULT	\$ 10,319,611		5/1/2019	4/30/2020
FQ15124_SIR C*	Software Information Resource Corporatio	CONSULT	\$ 31,763,208		4/13/2016	4/30/2020



## (CIP0271) Metrorail Station Emergency Gates Replacement

### FY2022 Q3

**Initiative Type:** Project **Mode:** Rail  
**Investment Program:** Platforms & Structures **Location:** Systemwide  
**Investment Category:** Stations and Passenger Facilities

### Description

This project replaces Metrorail station emergency gates. Emergency gates will be replaced with new gates equipped with access control card readers, magnetic locks and panic hardware.



### Expected Outcome

This project helps secure the rail system and reduce fare evasion.

### Strategic Drivers



Safety



Security



Reliability/SGR

### Overall Status

Development & Evaluation	
Implementation & Construction	<b>X</b>
Operations Activation	

Public view monitors have been procured and are will be installed at four locations (currently ongoing at Addison Road).

### FY2022 Funding (\$ Millions)

FY22 Current Budget	FY22 Forecast Range	YTD % Budget Expended
\$0.2	\$0.1 - \$0.1	23%

Funding Sources	YTD Expended
Formula	\$0.0
PRIIA	\$0.0
Other	\$0.0
<b>Federal Subtotal</b>	<b>\$0.0</b>
System Performance	\$0.0
Reimbursable/Other	\$0.0
DC Dedicated Funding	\$0.0
MD Dedicated Funding	\$0.0
VA Non-Restricted Dedicated Funding	\$0.0
VA Restricted Dedicated Funding	\$0.0
<b>Local Subtotal</b>	<b>\$0.0</b>
<b>Debt</b>	<b>\$0.0</b>
<b>Net Accruals</b>	<b>\$0.0</b>
<b>TOTAL</b>	<b>\$0.0</b>

**Active Contracts (CIP0271)**

Contract Number	Vendor	Activity	Award Amount	Award Date	Period of Performance Start Date	Period of Performance End Date
FQ15191-FY18	Gannett Fleming-Parsons Joint Venture II	CONSULT	\$ 100,000,000			
FQ18033G	Gannett Fleming Engineers and Architects	CONSULT	\$ 70,000,000		8/23/2018	8/23/2023
FQ18033B	HNTB Corporation	CONSULT	\$ 65,000,000		8/2/2018	8/1/2023
FQ16036A	Potomac Construction Co Inc	CONSTRUCTION	\$ 17,969,366			
FQ16036B	The Matthews Group, Inc. T/A TMG Constru	CONSTRUCTION	\$ 14,807,148			
FQ16036D	Signature Renovations LLC	CONSTRUCTION	\$ 4,134,971			
FQ17044A	Aldridge Electric Inc	CONSTRUCTION	\$ 5,930,882		12/27/2018	6/30/2022
FQ17044E	eVigilant Security	CONSTRUCTION	\$ 22,985,421			

## (CIP0272) Digital Display and Wayfinding Improvements

### FY2022 Q3

**Initiative Type:** Program **Mode:** Systemwide  
**Investment Program:** Station Systems **Location:** Systemwide  
**Investment Category:** Stations and Passenger Facilities

### Description

This program invests in new equipment and space improvements designed to increase non-fare revenue in stations. Investments include upgrading digital displays, improving signage and wayfinding, as well as other customer amenities.



### Expected Outcome

Improves Metro's ability to generate advertising revenue and increase customer satisfaction through modern wayfinding and digital signage at Metrorail stations.

### Strategic Drivers



Safety



Security



Reliability/SGR

### Overall Status

(Programs are ongoing)

Development & Evaluation	
Implementation & Construction	
Operations Activation	

Metro completed the installation of 40 digital advertising displays at East Falls Church, West Falls Church, Dunn Loring, and Vienna.

### FY2022 Funding (\$ Millions)

FY22 Current Budget	FY22 Forecast Range	YTD % Budget Expended
\$6.9	\$5.2 - \$5.2	30%

Funding Sources	YTD Expended
Formula	\$0.0
PRIIA	\$0.0
Other	\$0.0
<b>Federal Subtotal</b>	<b>\$0.0</b>
System Performance	\$0.0
Reimbursable/Other	\$0.0
DC Dedicated Funding	\$1.1
MD Dedicated Funding	\$1.0
VA Non-Restricted Dedicated Funding	\$0.7
VA Restricted Dedicated Funding	\$0.2
<b>Local Subtotal</b>	<b>\$3.0</b>
<b>Debt</b>	<b>\$0.0</b>
<b>Net Accruals</b>	<b>\$-0.9</b>
<b>TOTAL</b>	<b>\$2.1</b>

**Active Contracts (CIP0272)**

Contract Number	Vendor	Activity	Award Amount	Award Date	Period of Performance Start Date	Period of Performance End Date
FQ15191-FY18	Gannett Fleming-Parsons Joint Venture II	CONSULT	\$ 100,000,000			
FQ15192-FY20	Mott MacDonald I&E, LLC	ENGINEERING	\$ 46,000,000		7/18/2019	6/30/2020
CQ18193	ANC Sports Enterprises LLC	EQUIP_MATL	\$ 19,000,000	8/23/2018	8/23/2018	9/1/2020
CQ14034	Outfront Media Group LLC	EQUIP_MATL	\$ 6,869,541	3/14/2022	3/14/2022	12/31/2022
FQ15192-FY19	Mott MacDonald I&E, LLC	ENGINEERING	\$ 100,000,000			
FQ18033C	WSP USA Inc.	CONSULT	\$ 14,000,000			
17COUN024_BD	Beveridge & Diamond PC	CONSULT	\$ 486,275			
FQ17044E	eVigilant Security	CONSTRUCTION	\$ 22,985,421			

## (CIP0273) Support Facility Rehabilitation

### FY2022 Q3

**Initiative Type:** Program **Mode:** Systemwide  
**Investment Program:** Support Equipment/Services **Location:** Systemwide  
**Investment Category:** Business and Operations Support

### Description

This program rehabilitates administrative facilities for employees, including breakrooms, bathrooms, and work areas.



### Expected Outcome

Rehabilitates and modernizes administrative facilities for employees, enabling departments to be better organized, contributing to Metro's fiscal responsibility through improved productivity. Upgraded employee facilities will improve safety and satisfaction, and contribute to Metro's goal to be an employer-of-choice.

### Strategic Drivers



Safety



Security



Reliability/SGR

### Overall Status

(Programs are ongoing)

Development & Evaluation	
Implementation & Construction	
Operations Activation	

Metro is developing plans to upgrade operation, maintenance, and administrative facilities, including Brentwood Railyard office reconfiguration, administration facility breakrooms, office furniture systems at railyards and bus Garages, and systemwide lighting upgrades. As of Q3, facility LED lighting upgrades are approximately 82% complete - reaching substantial completion at an additional 6 facilities. Since 2019, Metro has upgraded approximately 68,000 lamps to energy efficient LEDs at 33 facilities, with an additional 7 facilities underway.

### FY2022 Funding (\$ Millions)

FY22 Current Budget	FY22 Forecast Range	YTD % Budget Expended
\$4.9	\$4.7 - \$4.7	80%

Funding Sources	YTD Expended
Formula	\$0.0
PRIIA	\$0.0
Other	\$0.0
<b>Federal Subtotal</b>	<b>\$0.0</b>
System Performance	\$0.2
Reimbursable/Other	\$0.0
DC Dedicated Funding	\$1.3
MD Dedicated Funding	\$1.3
VA Non-Restricted Dedicated Funding	\$0.9
VA Restricted Dedicated Funding	\$0.2
<b>Local Subtotal</b>	<b>\$4.0</b>
<b>Debt</b>	<b>\$0.0</b>
<b>Net Accruals</b>	<b>\$0.0</b>
<b>TOTAL</b>	<b>\$4.0</b>

**Active Contracts (CIP0273)**

Contract Number	Vendor	Activity	Award Amount	Award Date	Period of Performance Start Date	Period of Performance End Date
FQ15191-FY18	Gannett Fleming-Parsons Joint Venture II	CONSULT	\$ 100,000,000			
FQ16148	C3M Power Systems, LLC	CONSTRUCTION	\$ 94,093,146			
FQ18033D	Jacobs Engineering Group, Inc.	CONSULT	\$ 80,500,000		8/21/2018	8/21/2023
FQ18033G	Gannett Fleming Engineers and Architects	CONSULT	\$ 70,000,000		8/23/2018	8/23/2023
FQ18033F	DHA/RK&K Joint Venture	CONSULT	\$ 55,000,000		8/16/2018	8/16/2023
FQ15191-FY19	Gannett Fleming-Parsons Joint Venture II	ENGINEERING	\$ 50,000,000			
FQ19172G	Gannett Fleming Engineers and Architects	ENGINEERING	\$ 24,250,000		10/3/2019	10/3/2024
FQ16036A	Potomac Construction Co Inc	CONSTRUCTION	\$ 16,433,945			
FQ18033C	WSP USA Inc.	CONSULT	\$ 12,500,000			
CQ18173-COOP	Graybar Electric Co Inc	EQUIP_MATL	\$ 5,000,000		10/30/2018	1/31/2023
FQ16036B	The Matthews Group, Inc. T/A TMG Constru	CONSTRUCTION	\$ 3,732,337			
FQ16036D	Signature Renovations LLC	CONSTRUCTION	\$ 3,615,392			
FQ16036-G	F.H. Paschen, S.N. Nielsen & Assoc., LLC	CONSTRUCTION	\$ 1,403,834		10/15/2018	10/9/2022
CQ16105	C N Robinson Lighting Supply	EQUIPMENT	\$ 932,323			
FQ19273D	ADP Consultants, Inc.	CONSTRUCTION	\$ 500,000			
CQ19059	Price Modern LLC	EQUIP_MATL	\$ 493,571			
FQ19273B	Signature Renovations LLC	CONSTRUCTION	\$ 300,000		6/10/2020	4/12/2023
FQ17044O	Orion Management LLC	CONSTRUCTION	\$ 9,804,938			

## (CIP0275) New Carrollton Garage and Bus Bays

### FY2022 Q3

**Initiative Type:** Project **Mode:** Bus  
**Investment Program:** Passenger Facilities/Systems **Location:** New Carrollton Rail Station  
**Investment Category:** Bus, Bus Facilities and Paratransit

### Description

This project supports the joint development at New Carrollton station. Metro, Prince George's County, and a developer have entered into an agreement for mixed-use development in New Carrollton station area. The development also includes the new Metro office building. As a part of this development Metro will demolish the obsolete parking garage and construct a replacement garage and bus loop.



### Expected Outcome

Increase station access, ridership and the customer experience.

### Strategic Drivers



### Overall Status

Development & Evaluation	
Implementation & Construction	X
Operations Activation	X

Design for the New Carrollton parking garage and bus bays is ongoing, with a Notice to Proceed for demolition and early site work anticipated to begin in Q4.

### FY2022 Funding (\$ Millions)

FY22 Current Budget	FY22 Forecast Range	YTD % Budget Expended
\$27.0	\$10.8 - \$14.8	7%

Funding Sources	YTD Expended
Formula	\$0.0
PRIIA	\$0.0
Other	\$0.0
<b>Federal Subtotal</b>	<b>\$0.0</b>
System Performance	\$0.0
Reimbursable/Other	\$0.0
DC Dedicated Funding	\$0.6
MD Dedicated Funding	\$0.6
VA Non-Restricted Dedicated Funding	\$0.4
VA Restricted Dedicated Funding	\$0.1
<b>Local Subtotal</b>	<b>\$1.8</b>
<b>Debt</b>	<b>\$0.0</b>
<b>Net Accruals</b>	<b>\$0.0</b>
<b>TOTAL</b>	<b>\$1.8</b>

**Active Contracts (CIP0275)**

Contract Number	Vendor	Activity	Award Amount	Award Date	Period of Performance Start Date	Period of Performance End Date
FQ15191-FY18	Gannett Fleming-Parsons Joint Venture II	CONSULT	\$ 100,000,000			
FQ18110	CHK America Inc	3RD_PARTY	\$ 14,443,906		4/12/2021	4/11/2022
FQ18033D	Jacobs Engineering Group, Inc.	CONSULT	\$ 80,500,000			



## (CIP0276) Art in Transit and Station Commercialization Program

### FY2022 Q3

<b>Initiative Type:</b>	Program	<b>Mode:</b>	Systemwide
<b>Investment Program:</b>	Station Systems	<b>Location:</b>	Systemwide
<b>Investment Category:</b>	Stations and Passenger Facilities		

### Description

This program restores Metro's art collection and helps Metro develop plans to commercialize underutilized space in Metrorail stations.



### Expected Outcome

Expands customer amenities in the form of retail and advertising, and develops consistent design standards to improve the customer experience and provide diverse revenue streams for Metro. Restores Metro's art collection.

### Strategic Drivers



Safety



Security



Reliability/SGR

### Overall Status

(Programs are ongoing)

Development & Evaluation	
Implementation & Construction	
Operations Activation	

Metro is conducting remediation work on the Glenmont art installation. A contract to develop design standards and station commercialization strategies is anticipated to be awarded by the end of FY2022.

### FY2022 Funding (\$ Millions)

FY22 Current Budget	FY22 Forecast Range	YTD % Budget Expended
\$0.7	\$0.3 - \$0.3	36%

Funding Sources	YTD Expended
Formula	\$0.0
PRIIA	\$0.0
Other	\$0.0
<b>Federal Subtotal</b>	<b>\$0.0</b>
System Performance	\$0.2
Reimbursable/Other	\$0.0
DC Dedicated Funding	\$0.0
MD Dedicated Funding	\$0.0
VA Non-Restricted Dedicated Funding	\$0.0
VA Restricted Dedicated Funding	\$0.0
<b>Local Subtotal</b>	<b>\$0.2</b>
<b>Debt</b>	<b>\$0.0</b>
<b>Net Accruals</b>	<b>\$0.0</b>
<b>TOTAL</b>	<b>\$0.3</b>

**Active Contracts (CIP0276)**

<b>Contract Number</b>	<b>Vendor</b>	<b>Activity</b>	<b>Award Amount</b>	<b>Award Date</b>	<b>Period of Performance Start Date</b>	<b>Period of Performance End Date</b>
FQ18033A	Parsons Transportation Group Inc	CONSULT	\$ 18,500,000			
CARCH222022	Artbridge LLC	CONSTRUCTION	\$ 99,436		11/30/2021	6/30/2022

## (CIP0277) Supply Chain Modernization

### FY2022 Q3

<b>Initiative Type:</b>	Project	<b>Mode:</b>	Rail
<b>Investment Program:</b>	Support Equipment/Services	<b>Location:</b>	Systemwide
<b>Investment Category:</b>	Business and Operations Support		

### Description

This project modernizes Metro's warehouses including supply chain for logistics, warehousing, planning, and ordering of inventory.



### Expected Outcome

Improves Metro's ability to manage inventory and supplies the right parts at the right time to maintenance operations increasing efficiency and lowering inventory levels and costs.

### Strategic Drivers



Safety



Security



Reliability/SGR

### Overall Status

Development & Evaluation	<b>X</b>
Implementation & Construction	
Operations Activation	

Metro is conducting a business process evaluation of modern technologies to improve supply chain management of parts and supplies used by various maintenance employees. Metro is developing a procurement for a new warehouse management system (WMS) for FY2023.

### FY2022 Funding (\$ Millions)

FY22 Current Budget	FY22 Forecast Range	YTD % Budget Expended
\$0.5	\$0.5 - \$0.5	49%

Funding Sources	YTD Expended
Formula	\$0.0
PRIIA	\$0.0
Other	\$0.0
<b>Federal Subtotal</b>	<b>\$0.0</b>
System Performance	\$0.0
Reimbursable/Other	\$0.0
DC Dedicated Funding	\$0.1
MD Dedicated Funding	\$0.1
VA Non-Restricted Dedicated Funding	\$0.1
VA Restricted Dedicated Funding	\$0.0
<b>Local Subtotal</b>	<b>\$0.2</b>
<b>Debt</b>	<b>\$0.0</b>
<b>Net Accruals</b>	<b>\$0.0</b>
<b>TOTAL</b>	<b>\$0.2</b>

**Active Contracts (CIP0277)**

<b>Contract Number</b>	<b>Vendor</b>	<b>Activity</b>	<b>Award Amount</b>	<b>Award Date</b>	<b>Period of Performance Start Date</b>	<b>Period of Performance End Date</b>
CQ18187C	KPMG LLP	CONSULT	\$ 1,122,999	5/31/2019	6/1/2019	8/31/2019
CSCES211182	ST ONGE COMPANY	CONSULT	\$ 654,840		10/4/2021	10/3/2022

## (CIP0279) Railyard Shop Equipment Replacement

**FY2022 Q3**

**Initiative Type:** Program **Mode:** Rail  
**Investment Program:** Platforms & Structures **Location:** Huntington Station  
**Investment Category:** Stations and Passenger Facilities

### Description

This program replaces or rehabilitates Metro rail shop maintenance equipment, such as overhead cranes, rail train lifts, hoists, industrial shop air compressors, that are inoperable, deficient or have reached the end of useful life.



### Expected Outcome

Allows railcar maintenance activities to be completed safely and efficiently using equipment that is maintained in a state of good repair as measured by the Metrorail system employee injury rate performance indicator [FY20 target of less than 3.4 per 200,000 hours worked] and the Rail Fleet Reliability performance indicator [FY20 greater than 130,000 miles between delay].

### Strategic Drivers



Safety



Security



Reliability/SGR

### Overall Status

(Programs are ongoing)

Development & Evaluation	
Implementation & Construction	
Operations Activation	

### FY2022 Funding (\$ Millions)

FY22 Current Budget	FY22 Forecast Range	YTD % Budget Expended
\$0.9	\$0.2 - \$0.2	14%

Funding Sources	YTD Expended
Formula	\$0.0
PRIIA	\$0.0
Other	\$0.0
<b>Federal Subtotal</b>	<b>\$0.0</b>
System Performance	\$0.0
Reimbursable/Other	\$0.0
DC Dedicated Funding	\$0.0
MD Dedicated Funding	\$0.0
VA Non-Restricted Dedicated Funding	\$0.0
VA Restricted Dedicated Funding	\$0.0
<b>Local Subtotal</b>	<b>\$0.1</b>
<b>Debt</b>	<b>\$0.0</b>
<b>Net Accruals</b>	<b>\$0.0</b>
<b>TOTAL</b>	<b>\$0.1</b>

# (CIP0283) Railcar Maintenance Facilities State of Good Repair

## FY2022 Q3

**Initiative Type:** Program  
**Investment Program:** Maintenance Facilities  
**Investment Category:** Railcar and Railcar Facilities

**Mode:** Rail  
**Location:** Systemwide

### Description

This program rehabilitates and replaces major railcar maintenance equipment including those requiring facility modifications such as railcar washes.



### Expected Outcome

Provides employees with appropriate equipment to maintain railcars in a state of good repair as measured by Rail Fleet Reliability performance indicator [FY20 greater than 130,000 miles between delay].

### Strategic Drivers



Safety



Security



Reliability/SGR

### Overall Status

(Programs are ongoing)

Development & Evaluation	
Implementation & Construction	
Operations Activation	

Design for train wash rehabilitations at Branch Ave., Greenbelt, Glenmont, New Carrollton, West Falls Church, Alexandria, and Shady Grove Rail Yards is anticipated to conclude in FY2022. The award of a construction contract is anticipated to take place in FY2023.

### FY2022 Funding (\$ Millions)

FY22 Current Budget	FY22 Forecast Range	YTD % Budget Expended
\$3.3	\$6.0 - \$6.0	184%

Funding Sources	YTD Expended
Formula	\$0.0
PRIIA	\$0.0
Other	\$0.0
<b>Federal Subtotal</b>	<b>\$0.0</b>
System Performance	\$0.0
Reimbursable/Other	\$0.0
DC Dedicated Funding	\$1.8
MD Dedicated Funding	\$1.6
VA Non-Restricted Dedicated Funding	\$1.2
VA Restricted Dedicated Funding	\$0.3
<b>Local Subtotal</b>	<b>\$4.9</b>
<b>Debt</b>	<b>\$0.0</b>
<b>Net Accruals</b>	<b>\$1.1</b>
<b>TOTAL</b>	<b>\$6.0</b>

**Active Contracts (CIP0283)**

<b>Contract Number</b>	<b>Vendor</b>	<b>Activity</b>	<b>Award Amount</b>	<b>Award Date</b>	<b>Period of Performance Start Date</b>	<b>Period of Performance End Date</b>
FQ18033B	HNTB Corporation	ENGINEERING	\$ 65,000,000		8/2/2018	8/1/2023
FQ18033F	DHA/RK&K Joint Venture	CONSULT	\$ 18,500,000			
FQ19172G	Gannett Fleming Engineers and Architects	ENGINEERING	\$ 1,872,647			

## (CIP0284) Railyard Facility and Site Rehabilitation

### FY2022 Q3

<b>Initiative Type:</b>	Program	<b>Mode:</b>	Rail
<b>Investment Program:</b>	Maintenance Facilities	<b>Location:</b>	Systemwide
<b>Investment Category:</b>	Railcar and Railcar Facilities		

### Description

This program rehabilitates railyard facilities, systems, and site assets to achieve and maintain a state of good repair.



### Expected Outcome

Maintains railyard facilities in a state of good repair to support efficient operations and the wide range of functions on site.

### Strategic Drivers



Safety



Security



Reliability/SGR

### Overall Status

(Programs are ongoing)

Development & Evaluation	
Implementation & Construction	
Operations Activation	

Metro replaced the drop table at Shady Grove Service and Inspection Shop in Q1. A sewage lift upgrade at Greenbelt is ongoing, along with the design work for installing a tramming table. The comprehensive rail yard rehabilitation preliminary engineering and design is also ongoing.

### FY2022 Funding (\$ Millions)

FY22 Current Budget	FY22 Forecast Range	YTD % Budget Expended
\$2.1	\$0.5 - \$0.5	14%

Funding Sources	YTD Expended
Formula	\$0.0
PRIIA	\$0.0
Other	\$0.0
<b>Federal Subtotal</b>	<b>\$0.0</b>
System Performance	\$0.0
Reimbursable/Other	\$0.0
DC Dedicated Funding	\$0.2
MD Dedicated Funding	\$0.1
VA Non-Restricted Dedicated Funding	\$0.1
VA Restricted Dedicated Funding	\$0.0
<b>Local Subtotal</b>	<b>\$0.4</b>
<b>Debt</b>	<b>\$0.0</b>
<b>Net Accruals</b>	<b>\$-0.1</b>
<b>TOTAL</b>	<b>\$0.3</b>



**Active Contracts (CIP0284)**

Contract Number	Vendor	Activity	Award Amount	Award Date	Period of Performance Start Date	Period of Performance End Date
FQ15191-FY18	Gannett Fleming-Parsons Joint Venture II	CONSULT	\$ 100,000,000			
FQ19172P	C C Johnson & Malhotra PC	ENGINEERING	\$ 500,000		10/3/2019	10/3/2024
FQ18033G	Gannett Fleming Engineers and Architects	CONSULT	\$ 70,000,000		8/23/2018	8/23/2023
FQ18033F	DHA/RK&K Joint Venture	CONSULT	\$ 55,000,000		8/16/2018	8/16/2023
FQ15191-FY19	Gannett Fleming-Parsons Joint Venture II	ENGINEERING	\$ 50,000,000			
FQ18033E	Louis Berger (DC), PLLC/Urban Engineers	CONSULT	\$ 22,500,000			
FQ16036A	Potomac Construction Co Inc	CONSTRUCTION	\$ 16,856,366			
C20192	Railquip	CONSTRUCTION	\$ 406,550			
FQ170440	Orion Management LLC	CONSTRUCTION	\$ 9,804,938			

## (CIP0286) Power Generator Replacement

### FY2022 Q3

**Initiative Type:** Program  
**Investment Program:** Power  
**Investment Category:** Rail Systems

**Mode:** Rail  
**Location:** Systemwide

### Description

This program provides for the replacement of power generators throughout system.



### Expected Outcome

Provides additional resiliency to the Metrorail system by providing a back up power source to critical infrastructure including fire and life safety and communications systems and equipment.

### Strategic Drivers



Safety



Security



Reliability/SGR

### Overall Status

(Programs are ongoing)

Development & Evaluation	
Implementation & Construction	
Operations Activation	

Metro is procuring permanent generators for various locations.

### FY2022 Funding (\$ Millions)

FY22 Current Budget	FY22 Forecast Range	YTD % Budget Expended
\$0.7	\$0.2 - \$0.2	11%

Funding Sources	YTD Expended
Formula	\$0.0
PRIIA	\$0.0
Other	\$0.0
<b>Federal Subtotal</b>	<b>\$0.0</b>
System Performance	\$0.0
Reimbursable/Other	\$0.0
DC Dedicated Funding	\$0.0
MD Dedicated Funding	\$0.0
VA Non-Restricted Dedicated Funding	\$0.0
VA Restricted Dedicated Funding	\$0.0
<b>Local Subtotal</b>	<b>\$0.1</b>
<b>Debt</b>	<b>\$0.0</b>
<b>Net Accruals</b>	<b>\$0.0</b>
<b>TOTAL</b>	<b>\$0.1</b>

**Active Contracts (CIP0286)**

<b>Contract Number</b>	<b>Vendor</b>	<b>Activity</b>	<b>Award Amount</b>	<b>Award Date</b>	<b>Period of Performance Start Date</b>	<b>Period of Performance End Date</b>
FQ18033G	Gannett Fleming Engineers and Architects	CONSULT	\$ 70,000,000		8/23/2018	8/23/2023
FQ17044S	Singleton Electric Company, Inc.	CONSTRUCTION	\$ 3,824,240			


## (CIP0291) Tunnel Ventilation Improvements

### FY2022 Q3

<b>Initiative Type:</b>	Project	<b>Mode:</b>	Rail
<b>Investment Program:</b>	Structures	<b>Location:</b>	Cleveland Park; Woodley Park; Van Ness
<b>Investment Category:</b>	Track and Structures Rehabilitation		

### Description

This project upgrades and installs additional underground fans including components such as, electrical infrastructure, lighting, communications equipment, ladders, steps, smoke detectors, alarms, and information technology infrastructure. Under CIP0356, a pilot and evaluation to rehabilitate ventilation shaft components will be implemented on the Red Line to serve as a proof of concept for future designs across the Metrorail System.



### Expected Outcome

Improves the tunnel ventilation system performance and capacity by installing additional fans to move smoke more efficiently, increasing passenger and employee safety as measured by the Metrorail customer injury rate performance indicator [FY20 target of less than 1.40 injuries per million passengers] and the Metrorail system employee injury rate performance indicator [FY20 target of less than 3.4 per 200,000 hours worked].

### Strategic Drivers



Safety



Security



Reliability/SGR

### Overall Status

Development & Evaluation	<b>X</b>
Implementation & Construction	<b>X</b>
Operations Activation	

Metro awarded a contract in FY2021 for the Red Line pilot installation of tunnel ventilation systems at Cleveland Park, Woodley Park, and Van Ness stations (being tracked under CIP0356). Future construction work will rely on results and lessons learned from the pilot.

### FY2022 Funding (\$ Millions)

FY22 Current Budget	FY22 Forecast Range	YTD % Budget Expended
\$2.4	\$0.2 - \$0.2	11%

Funding Sources	YTD Expended
Formula	\$0.0
PRIIA	\$0.0
Other	\$0.0
<b>Federal Subtotal</b>	<b>\$0.0</b>
System Performance	\$0.0
Reimbursable/Other	\$0.0
DC Dedicated Funding	\$0.1
MD Dedicated Funding	\$0.1
VA Non-Restricted Dedicated Funding	\$0.1
VA Restricted Dedicated Funding	\$0.0
<b>Local Subtotal</b>	<b>\$0.3</b>
<b>Debt</b>	<b>\$0.0</b>
<b>Net Accruals</b>	<b>\$-0.1</b>
<b>TOTAL</b>	<b>\$0.3</b>

**Active Contracts (CIP0291)**

Contract Number	Vendor	Activity	Award Amount	Award Date	Period of Performance Start Date	Period of Performance End Date
FQ15191-FY18	Gannett Fleming-Parsons Joint Venture II	CONSULT	\$ 100,000,000			
FQ15192-FY18	Mott MacDonald I&E, LLC	CONSULT	\$ 75,000,000			
FQ15191-FY19	Gannett Fleming-Parsons Joint Venture II	ENGINEERING	\$ 50,000,000			
FQ15192-FY20	Mott MacDonald I&E, LLC	ENGINEERING	\$ 26,982,993			
FQ18033B	HNTB Corporation	CONSULT	\$ 24,500,000			
C20147	K&J Consulting Services Inc	CONSTRUCTION	\$ 19,773,890			
FQ18033F	DHA/RK&K Joint Venture	CONSULT	\$ 18,500,000			
FQ19172M	Mott MacDonald-WSP Joint Venture	ENGINEERING	\$ 10,000,000			
FQ18110	CHK America Inc	EQUIP_MATL	\$ 8,635,950	3/10/2021	4/12/2021	4/11/2022

## (CIP0294) Bridge Rehabilitation Program

### FY2022 Q3

**Initiative Type:** Program      **Mode:** Rail  
**Investment Program:** Structures      **Location:** Systemwide  
**Investment Category:** Track and Structures Rehabilitation

### Description

This program rehabilitates structural and system components of rail tunnels, aerial structures, and station platforms across the Metro system. Metro is rehabilitating additional structural and system components under Structural Rehabilitation - Package 1 (CIP0348).



### Expected Outcome

Returns bridges and other Metro infrastructure to a state of good repair, avoiding future emergency shutdowns to address major defects identified in inspections.

### Strategic Drivers



Safety



Security



Reliability/SGR

### Overall Status

(Programs are ongoing)

Development & Evaluation	
Implementation & Construction	
Operations Activation	

Repairs to the Eisenhower and Rockville bridges were completed in Q1. Repairs to the Glenmont pedestrian bridge were completed in Q3. All future major bridge projects will be tracked under CIP0348.

### FY2022 Funding (\$ Millions)

FY22 Current Budget	FY22 Forecast Range	YTD % Budget Expended
\$3.5	\$1.1 - \$1.1	30%

Funding Sources	YTD Expended
Formula	\$0.0
PRIIA	\$0.0
Other	\$0.0
<b>Federal Subtotal</b>	<b>\$0.0</b>
System Performance	\$0.0
Reimbursable/Other	\$0.0
DC Dedicated Funding	\$0.3
MD Dedicated Funding	\$0.3
VA Non-Restricted Dedicated Funding	\$0.2
VA Restricted Dedicated Funding	\$0.1
<b>Local Subtotal</b>	<b>\$2.0</b>
<b>Debt</b>	<b>\$1.1</b>
<b>Net Accruals</b>	<b>\$-0.9</b>
<b>TOTAL</b>	<b>\$1.1</b>

**Active Contracts (CIP0294)**

Contract Number	Vendor	Activity	Award Amount	Award Date	Period of Performance Start Date	Period of Performance End Date
FQ15191-FY18	Gannett Fleming-Parsons Joint Venture II	CONSULT	\$ 100,000,000			
FQ15191-FY19	Gannett Fleming-Parsons Joint Venture II	CONSULT	\$ 75,000,000		5/2/2017	8/1/2021
FQ15192-FY18	Mott MacDonald I&E, LLC	CONSULT	\$ 75,000,000			
FQ16036A	Potomac Construction Co Inc	CONSTRUCTION	\$ 25,205,005		10/10/2017	10/9/2022
FQ16036B	The Matthews Group, Inc. T/A TMG Constru	CONSTRUCTION	\$ 18,896,292		4/5/2019	5/17/2019
FQ19172A	AECOM, USA, INC.	CONSTRUCTION	\$ 15,200,000		11/15/2019	11/14/2024
FQ18033G	Gannett Fleming Engineers and Architects	CONSULT	\$ 70,000,000		8/23/2018	8/23/2023
FQ15192-FY20	Mott MacDonald I&E, LLC	CONSULT	\$ 26,982,993			
FQ18033B	HNTB Corporation	CONSULT	\$ 24,500,000			
FQ18033F	DHA/RK&K Joint Venture	CONSULT	\$ 18,500,000			
FQ18110	CHK America Inc	EQUIP_MATL	\$ 8,635,950	3/10/2021	4/12/2021	4/11/2022
FQ16036-G	F.H. Paschen, S.N. Nielsen & Assoc., LLC	CONSTRUCTION	\$ 4,124,317		10/15/2018	10/9/2022
FQ19172J	AECOM Technical Services Inc	ENGINEERING	\$ 2,500,000			

## (CIP0297) Union Station Improvements

### FY2022 Q3

**Initiative Type:** Project      **Mode:** Rail  
**Investment Program:** Platforms & Structures      **Location:** Union Station  
**Investment Category:** Stations and Passenger Facilities

### Description

This project will relieve congestion at Union Station by implementing a redesign of the First Street northeast entrance including expanding the north mezzanine by adding stairs, adding additional fare gates, and relocating the fare vending machines.



### Expected Outcome

Improves customer crowding and convenience by providing a better flow for riders as they enter and exit the station, as well as improved lighting and an additional staircase.

### Strategic Drivers



Safety



Security



Reliability/SGR

### Overall Status

Development & Evaluation	
Implementation & Construction	<b>X</b>
Operations Activation	

Metro is currently updating designs and finalizing agreements with Amtrak for the Union Station - 1st NE Entrance improvements. Construction is anticipated to occur in late FY2023.

### FY2022 Funding (\$ Millions)

FY22 Current Budget	FY22 Forecast Range	YTD % Budget Expended
\$7.3	\$0.6 - \$1.6	5%

Funding Sources	YTD Expended
Formula	\$0.0
PRIIA	\$0.0
Other	\$0.0
<b>Federal Subtotal</b>	<b>\$0.0</b>
System Performance	\$0.0
Reimbursable/Other	\$0.0
DC Dedicated Funding	\$0.2
MD Dedicated Funding	\$0.2
VA Non-Restricted Dedicated Funding	\$0.1
VA Restricted Dedicated Funding	\$0.0
<b>Local Subtotal</b>	<b>\$0.5</b>
<b>Debt</b>	<b>\$0.0</b>
<b>Net Accruals</b>	<b>\$-0.1</b>
<b>TOTAL</b>	<b>\$0.4</b>



**Active Contracts (CIP0297)**

<b>Contract Number</b>	<b>Vendor</b>	<b>Activity</b>	<b>Award Amount</b>	<b>Award Date</b>	<b>Period of Performance Start Date</b>	<b>Period of Performance End Date</b>
FQ19172G	Gannett Fleming Engineers and Architects	ENGINEERING	\$ 72,500,000		10/3/2019	10/3/2024

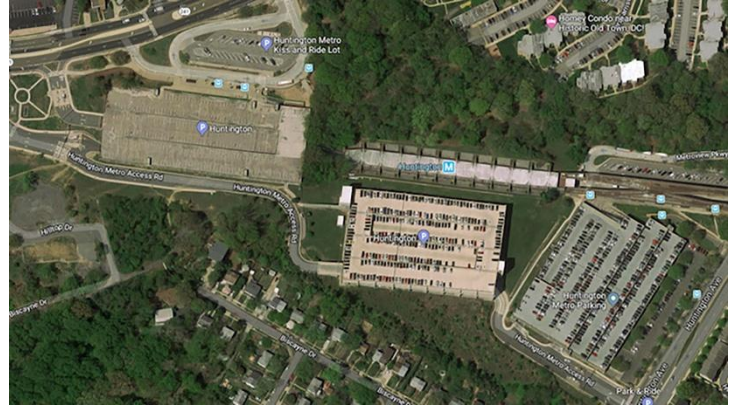
# (CIP0302) Huntington Station Parking Garage Demolition

## FY2022 Q3

**Initiative Type:** Project      **Mode:** Rail  
**Investment Program:** Platforms & Structures      **Location:** Huntington Station  
**Investment Category:** Stations and Passenger Facilities

### Description

This project is part of a joint development between Metro and Fairfax County to replace the south parking garage at the Huntington Station in Fairfax County. The development enables Metro to offer up to 12 acres for private development.



### Expected Outcome

Enables development of a new bus loop to accommodate Fairfax County's planned Bus Rapid Transit terminus at Huntington station while replacing a closed parking facility.

### Strategic Drivers



Safety



Security



Reliability/SGR

### Overall Status

Development & Evaluation	<b>X</b>
Implementation & Construction	<b>X</b>
Operations Activation	

Metro is working with Fairfax County on creating a Master Plan for development at the south end of the Huntington Station.

### FY2022 Funding (\$ Millions)

FY22 Current Budget	FY22 Forecast Range	YTD % Budget Expended
\$1.3	\$0.5 - \$0.5	22%

Funding Sources	YTD Expended
Formula	\$0.0
PRIIA	\$0.0
Other	\$0.0
<b>Federal Subtotal</b>	<b>\$0.0</b>
System Performance	\$0.0
Reimbursable/Other	\$0.0
DC Dedicated Funding	\$0.1
MD Dedicated Funding	\$0.1
VA Non-Restricted Dedicated Funding	\$0.1
VA Restricted Dedicated Funding	\$0.0
<b>Local Subtotal</b>	<b>\$0.4</b>
<b>Debt</b>	<b>\$0.0</b>
<b>Net Accruals</b>	<b>\$-0.1</b>
<b>TOTAL</b>	<b>\$0.3</b>

**Active Contracts (CIP0302)**

<b>Contract Number</b>	<b>Vendor</b>	<b>Activity</b>	<b>Award Amount</b>	<b>Award Date</b>	<b>Period of Performance Start Date</b>	<b>Period of Performance End Date</b>
FQ15191-FY19	Gannett Fleming-Parsons Joint Venture II	ENGINEERING	\$ 75,000,000		5/2/2017	8/1/2021

## (CIP0307) Station Platform Rehabilitation - Phase 2

### FY2022 Q3

**Initiative Type:** Project  
**Investment Program:** Platforms & Structures  
**Investment Category:** Stations and Passenger Facilities

**Mode:** Rail  
**Location:** East Falls Church, West Falls Church, Dunn Loring, Vienna

### Description

This project rehabilitates and repairs platforms and systems at the following Orange and Blue/Yellow Lines stations in Virginia to address potentially unsafe and deteriorating conditions: East Falls Church, West Falls Church, Dunn Loring, Vienna, and Reagan National Airport. Customer experience improvements include slip-resistant tile, improved lighting, upgraded passenger shelters, new passenger information displays, improved public address system, new closed-circuit television system, and renovated bathrooms.



### Expected Outcome

Upgrades and improves above-ground stations for customer comfort and to increase the lifespan of these assets, reducing future maintenance requirements and improving the quality of rail service provided for customers accessing these stations.

### Strategic Drivers



Safety



Security



Reliability/SGR

### Overall Status

Development & Evaluation	
Implementation & Construction	X
Operations Activation	X

Safety certification and escort services ongoing as project closeout activities are underway. Major construction was completed during a 3-month station shutdown from May through September 2020. Platform rehabilitation for Reagan National Airport station was completed in December 2020 as part of this project.

### FY2022 Funding (\$ Millions)

FY22 Current Budget	FY22 Forecast Range	YTD % Budget Expended
\$3.1	\$1.6 - \$1.6	46%

Funding Sources	YTD Expended
Formula	\$0.0
PRIIA	\$0.0
Other	\$0.0
<b>Federal Subtotal</b>	<b>\$0.0</b>
System Performance	\$0.0
Reimbursable/Other	\$0.0
DC Dedicated Funding	\$0.0
MD Dedicated Funding	\$0.0
VA Non-Restricted Dedicated Funding	\$0.0
VA Restricted Dedicated Funding	\$0.0
<b>Local Subtotal</b>	<b>\$1.2</b>
<b>Debt</b>	<b>\$1.1</b>
<b>Net Accruals</b>	<b>\$0.3</b>
<b>TOTAL</b>	<b>\$1.4</b>

**Active Contracts (CIP0307)**

Contract Number	Vendor	Activity	Award Amount	Award Date	Period of Performance Start Date	Period of Performance End Date
F20051AWD	Kiewit Infrastructure Company	CONSTRUCTION	\$ 285,000,000		1/16/2020	12/13/2020
FQ15191-FY18	Gannett Fleming-Parsons Joint Venture II	CONSULT	\$ 100,000,000			
FQ18050 (B)	Draka Cableteq USA	EQUIP_MATL	\$ 854,259	4/18/2018	4/18/2019	4/21/2023
FQ18033I	AECOM-STV JV	ENGINEERING	\$ 70,000,000		7/1/2018	6/30/2025
C20088A	Transportation Management Service Inc	3RD_PARTY	\$ 30,000,000	4/23/2020	5/23/2020	9/30/2020
C20147	K&J Consulting Services Inc	CONSTRUCTION	\$ 19,773,890			
FQ18033A	Parsons Transportation Group Inc	ENGINEERING	\$ 12,500,000			
FQ18033F	DHA/RK&K Joint Venture	ENGINEERING	\$ 12,500,000			
C20113	Transportation Management Service Inc	3RD_PARTY	\$ 6,245,264	5/22/2020	5/22/2020	5/21/2021
C20090	Summitville Tiles Inc	CONSTRUCTION	\$ 5,000,000			
C20094	North Carolina Granite Co	CONSTRUCTION	\$ 1,000,000			

## (CIP0308) Station Platform Rehabilitation - Phase 3

### FY2022 Q3

**Initiative Type:** Project  
**Investment Program:** Platforms & Structures  
**Investment Category:** Stations and Passenger Facilities

**Mode:** Rail  
**Location:** Cheverly, Landover, New Carrollton, Addison Rd., National Airport, Arlington Cemetery

### Description

This project will rehabilitate and repair platforms and station systems at the following stations along the Green and Blue Lines in Maryland and Virginia to address potentially unsafe and deteriorating conditions: Arlington Cemetery, Addison Road, West Hyattsville, Prince George's Plaza, College Park, and Greenbelt. Customer experience improvements include slip-resistant tile, improved lighting, upgraded passenger shelters, new passenger information displays, and improved public address system.



### Expected Outcome

Upgrades and improves above-ground stations for customer safety and comfort, as measured by the Metrorail customer injury rate performance indicator [FY20 target of less than 1.40 injuries per million passengers]. New platforms and other new/rehabilitated station assets will increase the lifespan of these assets, reducing future maintenance requirements and improving the quality of rail service provided for customers accessing these stations.

### Strategic Drivers



Safety



Security



Reliability/SGR

### Overall Status

Development & Evaluation	<b>X</b>
Implementation & Construction	<b>X</b>
Operations Activation	

Metro finished major construction at Arlington Cemetery and Addison Road stations in FY2021 and reopened four Green Line stations for revenue service after major platform construction in Q1. Punch list items are currently being addressed.

### FY2022 Funding (\$ Millions)

FY22 Current Budget	FY22 Forecast Range	YTD % Budget Expended
\$144.8	\$132.8 - \$140.3	89%

Funding Sources	YTD Expended
Formula	\$0.0
PRIIA	\$127.4
Other	\$0.0
<b>Federal Subtotal</b>	<b>\$127.4</b>
System Performance	\$0.0
Reimbursable/Other	\$0.0
DC Dedicated Funding	\$0.7
MD Dedicated Funding	\$0.7
VA Non-Restricted Dedicated Funding	\$0.5
VA Restricted Dedicated Funding	\$0.1
<b>Local Subtotal</b>	<b>\$39.9</b>
<b>Debt</b>	<b>\$37.8</b>
<b>Net Accruals</b>	<b>\$-38.5</b>
<b>TOTAL</b>	<b>\$128.7</b>

**Active Contracts (CIP0308)**

Contract Number	Vendor	Activity	Award Amount	Award Date	Period of Performance Start Date	Period of Performance End Date
F20164	Kiewit Infrastructure Company	CONSTRUCTION	\$ 347,000,000		10/30/2020	12/21/2021
FQ15191-FY18	Gannett Fleming-Parsons Joint Venture II	CONSULT	\$ 100,000,000			
C20113	Transportation Management Service Inc	3RD_PARTY	\$ 10,784,752		5/22/2020	5/21/2022
C20090	Summitville Tiles Inc	CONSTRUCTION	\$ 5,000,000		12/30/2019	12/29/2022
C20094	North Carolina Granite Co	CONSTRUCTION	\$ 2,000,000		4/20/2020	12/29/2022
FQ18060	Benons LLC dba Falcon Transport	3RD_PARTY	\$ 1,915,996	9/22/2021	10/15/2021	10/14/2022
FQ18033I	AECOM-STV JV	CONSULT	\$ 70,000,000		7/1/2018	6/30/2025
FQ18033G	Gannett Fleming Engineers and Architects	CONSULT	\$ 49,000,000		8/23/2018	8/23/2023
FQ18033A	Parsons Transportation Group Inc	CONSULT	\$ 45,000,000		9/24/2018	9/24/2023
C20088A	Transportation Management Service Inc	3RD_PARTY	\$ 30,000,000	4/23/2020	5/23/2020	9/30/2020
FQ18033B	HNTB Corporation	CONSULT	\$ 24,500,000			
C20147	K&J Consulting Services Inc	CONSTRUCTION	\$ 19,773,890			
FQ19172M	Mott MacDonald-WSP Joint Venture	ENGINEERING	\$ 10,000,000			
FQ18110	CHK America Inc	EQUIP_MATL	\$ 8,635,950	3/10/2021	4/12/2021	4/11/2022

## (CIP0310) Station Platform Rehabilitation - Phase 4

### FY2022 Q3

**Initiative Type:** Project  
**Investment Program:** Platforms & Structures  
**Investment Category:** Stations and Passenger Facilities

**Mode:** Rail  
**Location:** Minnesota Avenue, Deanwood, Cheverly, Landover, New Carrollton

### Description

This project will rehabilitate and repair platforms and systems at the following Orange Line stations in Maryland to address potentially unsafe and deteriorating conditions: Minnesota Avenue, Deanwood, Cheverly, Landover, and New Carrollton. Customer experience improvements include slip-resistant tile, improved lighting, upgraded passenger shelters, new passenger information displays, improved public address system, new closed-circuit television system, and renovated bathrooms.



### Expected Outcome

Upgrades and improves above-ground stations for customer safety and comfort. New platforms and other new/rehabilitated station assets will increase the lifespan of these assets, reducing future maintenance requirements and improving the quality of rail service provided for customers accessing these stations.

### Strategic Drivers



Safety



Security



Reliability/SGR

### Overall Status

Development & Evaluation	<b>X</b>
Implementation & Construction	<b>X</b>
Operations Activation	

Metro awarded a contract for this project in Q1. Pre-construction is ongoing at the five stations and aerial structures. The closure of the five Orange Line stations will occur in Q4 of FY2022.

### FY2022 Funding (\$ Millions)

FY22 Current Budget	FY22 Forecast Range	YTD % Budget Expended
\$220.3	\$159.2 - \$171.2	31%

Funding Sources	YTD Expended
Formula	\$0.0
PRIIA	\$0.0
Other	\$0.0
<b>Federal Subtotal</b>	<b>\$0.0</b>
System Performance	\$0.0
Reimbursable/Other	\$0.0
DC Dedicated Funding	\$10.8
MD Dedicated Funding	\$10.1
VA Non-Restricted Dedicated Funding	\$7.4
VA Restricted Dedicated Funding	\$2.0
<b>Local Subtotal</b>	<b>\$38.0</b>
<b>Debt</b>	<b>\$7.6</b>
<b>Net Accruals</b>	<b>\$30.8</b>
<b>TOTAL</b>	<b>\$68.7</b>



**Active Contracts (CIP0310)**

Contract Number	Vendor	Activity	Award Amount	Award Date	Period of Performance Start Date	Period of Performance End Date
FQ15192-FY18	Mott MacDonald I&E, LLC	CONSULT	\$ 75,000,000			
FQ18110	CHK America Inc	3RD_PARTY	\$ 14,443,906		4/12/2021	4/11/2022
C20113	Transportation Management Service Inc	3RD_PARTY	\$ 10,784,752		5/22/2020	5/21/2022
C20088B	Yankee Line Transportation Management	3RD_PARTY	\$ 7,316,153		6/14/2020	10/1/2022
FIRPG211121	Kiewit Infrastructure Company	CONSTRUCTION	\$ 266,777,000	7/7/2021	7/8/2021	12/31/2022
FQ18033B	HNTB Corporation	ENGINEERING	\$ 65,000,000		8/2/2018	8/1/2023
FQ18033G	Gannett Fleming Engineers and Architects	CONSULT	\$ 49,000,000		8/23/2018	8/23/2023
FQ18033A	Parsons Transportation Group Inc	CONSULT	\$ 45,000,000		9/24/2018	9/24/2023

## (CIP0311) Bladensburg Bus Garage Replacement

### FY2022 Q3

<b>Initiative Type:</b>	Project	<b>Mode:</b>	Bus
<b>Investment Program:</b>	Maintenance Facilities	<b>Location:</b>	Bladensburg Bus Division site
<b>Investment Category:</b>	Bus, Bus Facilities and Paratransit		

### Description

This project will demolish and replace the existing obsolete bus maintenance and operations facility at Bladensburg to improve use and capacity of limited facility space. The new facility, to be designed to achieve LEED certification, will have an on-site employee parking lot, multiple access points, parking for up to 300 buses, 25 maintenance bays, and a compressed natural gas (CNG) fueling station. The construction will support future electric bus charging infrastructure.



### Expected Outcome

Provides a new LEED certified bus facility that will improve bus safety, efficiency, maintenance and operations, while maximizing bus fleet availability as measured by as measured by the bus system employee injury rate performance indicator [FY20 target of less than 9.4 per 200,000 hours worked] and the Bus Fleet Reliability performance indicator [FY20 target greater than 7,000 miles between failures].

### Strategic Drivers



Safety



Security



Reliability/SGR

### Overall Status

Development & Evaluation	<b>X</b>
Implementation & Construction	<b>X</b>
Operations Activation	

Demolition of the existing facility began in Q3.

### FY2022 Funding (\$ Millions)

FY22 Current Budget	FY22 Forecast Range	YTD % Budget Expended
\$58.7	\$28.4 - \$36.4	35%

Funding Sources	YTD Expended
Formula	\$11.6
PRIIA	\$0.0
Other	\$0.0
<b>Federal Subtotal</b>	<b>\$11.6</b>
System Performance	\$0.4
Reimbursable/Other	\$0.0
DC Dedicated Funding	\$2.0
MD Dedicated Funding	\$1.9
VA Non-Restricted Dedicated Funding	\$1.4
VA Restricted Dedicated Funding	\$0.4
<b>Local Subtotal</b>	<b>\$6.6</b>
<b>Debt</b>	<b>\$0.5</b>
<b>Net Accruals</b>	<b>\$2.5</b>
<b>TOTAL</b>	<b>\$20.7</b>

**Active Contracts (CIP0311)**

Contract Number	Vendor	Activity	Award Amount	Award Date	Period of Performance Start Date	Period of Performance End Date
FQ15191-FY18	Gannett Fleming-Parsons Joint Venture II	CONSULT	\$ 100,000,000			
FQ15192-FY18	Mott MacDonald I&E, LLC	CONSULT	\$ 75,000,000			
FQ18033C	WSP USA Inc.	CONSULT	\$ 68,250,000		8/15/2018	8/15/2023
FQ18110	CHK America Inc	3RD_PARTY	\$ 14,443,906		4/12/2021	4/11/2022
FQ19144B-2	Hensel Phelps Construction Co	CONSTRUCTION	\$ 252,911,000	7/19/2021	7/19/2021	3/31/2027
FQ18033I	AECOM-STV JV	CONSULT	\$ 57,000,000		7/1/2018	6/30/2025
FQ18033G	Gannett Fleming Engineers and Architects	ENGINEERING	\$ 25,500,000			
C20147	K&J Consulting Services Inc	CONSTRUCTION	\$ 19,773,890			
FQ18033A	Parsons Transportation Group Inc	ENGINEERING	\$ 12,500,000			
FQ18033F	DHA/RK&K Joint Venture	ENGINEERING	\$ 12,500,000			
FQ17044O	Orion Management LLC	CONSTRUCTION	\$ 11,705,689		12/27/2018	6/30/2020
FQ19144B	Hensel Phelps Construction Co	CONSTRUCTION	\$ 6,157,000	5/27/2020	7/9/2020	3/6/2021
FQ19172L	Johnson, Mirmiran & Thompson Inc.	ENGINEERING	\$ 5,000,000	11/15/2019	11/15/2019	11/14/2024
FQ19172D	Jacobs Engineering Group, Inc.	ENGINEERING	\$ 2,500,000		11/15/2019	11/14/2024
FMCAP200229	Clever Devices Ltd.	3RD_PARTY	\$ 705,395		12/28/2020	7/30/2021
FQ15190B	HNTB Corporation	CONSULT	\$ 3,111,512			

## (CIP0312) Four Mile Run Bus Garage Rehabilitation

### FY2022 Q3

**Initiative Type:** Project  
**Investment Program:** Maintenance Facilities  
**Investment Category:** Bus, Bus Facilities and Paratransit

**Mode:** Bus  
**Location:** Arlington

### Description

The project rehabilitates interior and exterior elements of the Four Mile Run bus facility to restore a state of good repair and meet short-term fleet capacity needs due to other bus facility replacement projects.



### Expected Outcome

Provides a more modern facility while incorporating operating efficiencies that enable Metro to increase throughput to accommodate fleet requirements arising from other bus facility replacements.

### Strategic Drivers



Safety



Security



Reliability/SGR

### Overall Status

Development & Evaluation	
Implementation & Construction	<b>X</b>
Operations Activation	

Work on this project is currently on hold.

### FY2022 Funding (\$ Millions)

FY22 Current Budget	FY22 Forecast Range	YTD % Budget Expended
\$4.5	\$0.0 - \$0.0	0%

Funding Sources	YTD Expended
Formula	\$0.0
PRIIA	\$0.0
Other	\$0.0
<b>Federal Subtotal</b>	<b>\$0.0</b>
System Performance	\$0.0
Reimbursable/Other	\$0.0
DC Dedicated Funding	\$0.0
MD Dedicated Funding	\$0.0
VA Non-Restricted Dedicated Funding	\$0.0
VA Restricted Dedicated Funding	\$0.0
<b>Local Subtotal</b>	<b>\$0.0</b>
<b>Debt</b>	<b>\$0.0</b>
<b>Net Accruals</b>	<b>\$0.0</b>
<b>TOTAL</b>	<b>\$0.0</b>

## (CIP0315) Northern Bus Garage Replacement

### FY2022 Q3

**Initiative Type:** Project **Mode:** Bus  
**Investment Program:** Maintenance Facilities **Location:** Northern Bus Division site  
**Investment Category:** Bus, Bus Facilities and Paratransit

### Description

This project replaces the obsolete Northern Bus Garage to address structural deficiencies and improve use of limited facility space. The new facility will be designed to achieve LEED certification and retain the historical façade, provide multiple access points and parking for approximately 150 buses, support future electric bus charging infrastructure, and incorporate potential retail or public space.



### Expected Outcome

Provides a modern and safe bus operations and maintenance facility that will reduce associated energy consumption and operating costs and maximize bus fleet availability as measured by the Bus Fleet Reliability performance indicator [FY20 target greater than 7,000 miles between failures]. The design will preserve the historic facade, offering potential retail space for revenue generation and/or provide public space.

### Strategic Drivers



Safety



Security



Reliability/SGR

### Overall Status

Development & Evaluation	
Implementation & Construction	<b>X</b>
Operations Activation	

Pre-construction activities are ongoing while final approvals are obtained. Construction on the bus garage facility is anticipated to begin in Q4.

### FY2022 Funding (\$ Millions)

FY22 Current Budget	FY22 Forecast Range	YTD % Budget Expended
\$17.0	\$25.7 - \$34.7	91%

Funding Sources	YTD Expended
Formula	\$13.2
PRIIA	\$0.0
Other	\$0.0
<b>Federal Subtotal</b>	<b>\$13.2</b>
System Performance	\$0.4
Reimbursable/Other	\$0.0
DC Dedicated Funding	\$0.6
MD Dedicated Funding	\$0.5
VA Non-Restricted Dedicated Funding	\$0.4
VA Restricted Dedicated Funding	\$0.1
<b>Local Subtotal</b>	<b>\$5.6</b>
<b>Debt</b>	<b>\$3.6</b>
<b>Net Accruals</b>	<b>\$-3.3</b>
<b>TOTAL</b>	<b>\$15.5</b>

**Active Contracts (CIP0315)**

Contract Number	Vendor	Activity	Award Amount	Award Date	Period of Performance Start Date	Period of Performance End Date
FQ15192-FY18	Mott MacDonald I&E, LLC	CONSULT	\$ 75,000,000			
FQ19144N	Clark Construction Group, LLC	CONSTRUCTION	\$ 49,600,000		10/24/2019	2/1/2022
FQ18110	CHK America Inc	3RD_PARTY	\$ 14,443,906		4/12/2021	4/11/2022
FQ18033D	Jacobs Engineering Group, Inc.	CONSULT	\$ 80,500,000			
FQ18033I	AECOM-STV JV	ENGINEERING	\$ 70,000,000		7/1/2018	6/30/2025
FQ18033G	Gannett Fleming Engineers and Architects	ENGINEERING	\$ 22,500,000			
FQ18033C	WSP USA Inc.	ENGINEERING	\$ 21,000,000			
C20147	K&J Consulting Services Inc	CONSTRUCTION	\$ 19,773,890			
FQ16036B	The Matthews Group, Inc. T/A TMG Constru	CONSTRUCTION	\$ 17,386,226			
FQ18033A	Parsons Transportation Group Inc	ENGINEERING	\$ 12,500,000			
FQ18033F	DHA/RK&K Joint Venture	ENGINEERING	\$ 12,500,000			
FQ19172L	Johnson, Mirmiran & Thompson Inc.	ENGINEERING	\$ 5,000,000	11/15/2019	11/15/2019	11/14/2024
FMCAP200229	Clever Devices Ltd.	3RD_PARTY	\$ 705,395		12/28/2020	7/30/2021
FQ15190B	HNTB Corporation	CONSULT	\$ 3,111,512			

# (CIP0319) Bus Maintenance Facility State of Good Repair Program

## FY2022 Q3

**Initiative Type:** Program  
**Investment Program:** Maintenance Facilities  
**Investment Category:** Bus, Bus Facilities and Paratransit

**Mode:** Bus  
**Location:** Montgomery, Landover, Western, Four Mile, Bladensburg

### Description

This program renovates bus maintenance facilities and equipment to achieve a state of good repair.



### Expected Outcome

Provides modern, efficient, and safe bus operations and maintenance facilities as measured by the Metrobus customer injury rate performance indicator [FY20 target of less than 2.45 injuries per million passengers].

### Strategic Drivers



Safety



Security



Reliability/SGR

### Overall Status

(Programs are ongoing)

Development & Evaluation	
Implementation & Construction	
Operations Activation	

Metro replaced bus vaults for fare box collections at various garages and is studying the replacement of restroom/breakrooms at seven locations.

### FY2022 Funding (\$ Millions)

FY22 Current Budget	FY22 Forecast Range	YTD % Budget Expended
\$0.8	\$0.7 - \$0.7	84%

Funding Sources	YTD Expended
Formula	\$0.0
PRIIA	\$0.0
Other	\$0.0
<b>Federal Subtotal</b>	<b>\$0.0</b>
System Performance	\$0.6
Reimbursable/Other	\$0.0
DC Dedicated Funding	\$0.0
MD Dedicated Funding	\$0.0
VA Non-Restricted Dedicated Funding	\$0.0
VA Restricted Dedicated Funding	\$0.0
<b>Local Subtotal</b>	<b>\$0.6</b>
<b>Debt</b>	<b>\$0.0</b>
<b>Net Accruals</b>	<b>\$0.0</b>
<b>TOTAL</b>	<b>\$0.6</b>

**Active Contracts (CIP0319)**

<b>Contract Number</b>	<b>Vendor</b>	<b>Activity</b>	<b>Award Amount</b>	<b>Award Date</b>	<b>Period of Performance Start Date</b>	<b>Period of Performance End Date</b>
FQ18033F	DHA/RK&K Joint Venture	CONSULT	\$ 18,500,000			



## (CIP0322) Bus Passenger Fac./Systems Future Major Projects

### FY2022 Q3

**Initiative Type:** Project **Mode:** Bus  
**Investment Program:** Passenger Facilities/Systems **Location:** Systemwide  
**Investment Category:** Bus, Bus Facilities and Paratransit

### Description

This project improves bus passenger accessibility at revenue facilities.



### Expected Outcome

This project improves customer satisfaction and regulatory compliance.

### Strategic Drivers



Safety



Security



Reliability/SGR

### Overall Status

Development & Evaluation	<b>X</b>
Implementation & Construction	
Operations Activation	

Metro completed a systemwide bus stop accessibility survey to ensure Metrobus stops meet ADA accessibility requirements. The survey will include plans and prioritization for proposed improvements at deficient facilities.

### FY2022 Funding (\$ Millions)

FY22 Current Budget	FY22 Forecast Range	YTD % Budget Expended
\$0.4	\$0.0 - \$0.0	0%

Funding Sources	YTD Expended
Formula	\$0.0
PRIIA	\$0.0
Other	\$0.0
<b>Federal Subtotal</b>	<b>\$0.0</b>
System Performance	\$0.0
Reimbursable/Other	\$0.0
DC Dedicated Funding	\$0.0
MD Dedicated Funding	\$0.0
VA Non-Restricted Dedicated Funding	\$0.0
VA Restricted Dedicated Funding	\$0.0
<b>Local Subtotal</b>	<b>\$0.0</b>
<b>Debt</b>	<b>\$0.0</b>
<b>Net Accruals</b>	<b>\$0.0</b>
<b>TOTAL</b>	<b>\$0.0</b>

**Active Contracts (CIP0322)**

<b>Contract Number</b>	<b>Vendor</b>	<b>Activity</b>	<b>Award Amount</b>	<b>Award Date</b>	<b>Period of Performance Start Date</b>	<b>Period of Performance End Date</b>
FQ15190D-FY19	WSP USA Inc.	CONSULT	\$ 4,561,555			

## (CIP0324) Capital Program Financial Support

### FY2022 Q3

**Initiative Type:** Program **Mode:** Systemwide  
**Investment Program:** Support Equipment/Services **Location:** Systemwide  
**Investment Category:** Business and Operations Support

### Description

This program provides staff to support the financial management of the capital program, to include jurisdictional funds and federal grants.



### Expected Outcome

Improves Metro's ability to compliantly manage the various sources of funding for Metro's extensive capital improvement program. This program supports Metro's financial responsibility, compliance efforts, and state of good repair efforts.

### Strategic Drivers



Safety



Security



Reliability/SGR

### Overall Status

(Programs are ongoing)

Development & Evaluation	
Implementation & Construction	
Operations Activation	

### FY2022 Funding (\$ Millions)

FY22 Current Budget	FY22 Forecast Range	YTD % Budget Expended
\$3.4	\$0.2 - \$0.2	4%

Funding Sources	YTD Expended
Formula	\$0.0
PRIIA	\$0.0
Other	\$0.0
<b>Federal Subtotal</b>	<b>\$0.0</b>
System Performance	\$0.1
Reimbursable/Other	\$0.0
DC Dedicated Funding	\$0.0
MD Dedicated Funding	\$0.0
VA Non-Restricted Dedicated Funding	\$0.0
VA Restricted Dedicated Funding	\$0.0
<b>Local Subtotal</b>	<b>\$0.1</b>
<b>Debt</b>	<b>\$0.0</b>
<b>Net Accruals</b>	<b>\$0.0</b>
<b>TOTAL</b>	<b>\$0.1</b>

**Active Contracts (CIP0324)**

<b>Contract Number</b>	<b>Vendor</b>	<b>Activity</b>	<b>Award Amount</b>	<b>Award Date</b>	<b>Period of Performance Start Date</b>	<b>Period of Performance End Date</b>
CQ19243	InfraStrategies LLC	CONSULT	\$ 1,568,732			
FQ10218-18	WSP USA Inc.	CONSULT	\$ 26,900,640			

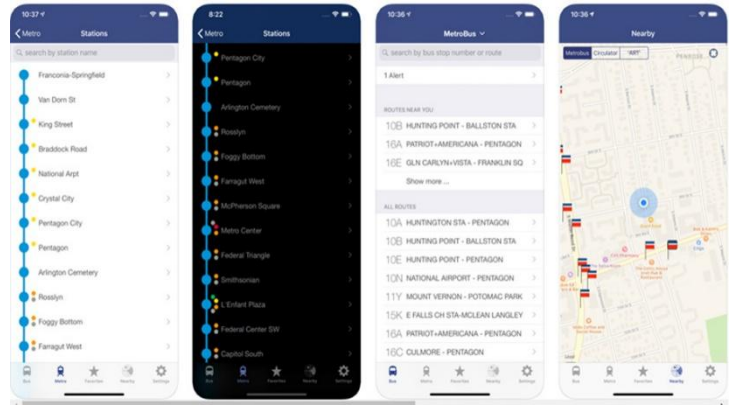
# (CIP0326) Real-Time Bus and Rail Data Feed Development

## FY2022 Q3

**Initiative Type:** Project **Mode:** Bus  
**Investment Program:** Passenger Facilities/Systems **Location:** Systemwide  
**Investment Category:** Bus, Bus Facilities and Paratransit

### Description

This project develops general transit feed specifications (GTFS) for real-time data feeds for bus and rail service.



### Expected Outcome

Provides a real-time information feed that contains schedule, fare, and geographic transit information, which improves the customer experience.

### Strategic Drivers



### Overall Status

Development & Evaluation	<b>X</b>
Implementation & Construction	
Operations Activation	

Metro is currently designing a real time bus time performance and travel speed management dashboard as well as a testing a tool to communicate real time service times.

### FY2022 Funding (\$ Millions)

FY22 Current Budget	FY22 Forecast Range	YTD % Budget Expended
\$0.4	\$0.2 - \$0.2	43%

Funding Sources	YTD Expended
Formula	\$0.0
PRIIA	\$0.0
Other	\$0.0
<b>Federal Subtotal</b>	<b>\$0.0</b>
System Performance	\$0.1
Reimbursable/Other	\$0.0
DC Dedicated Funding	\$0.0
MD Dedicated Funding	\$0.0
VA Non-Restricted Dedicated Funding	\$0.0
VA Restricted Dedicated Funding	\$0.0
<b>Local Subtotal</b>	<b>\$0.2</b>
<b>Debt</b>	<b>\$0.0</b>
<b>Net Accruals</b>	<b>\$-0.1</b>
<b>TOTAL</b>	<b>\$0.2</b>

**Active Contracts (CIP0326)**

<b>Contract Number</b>	<b>Vendor</b>	<b>Activity</b>	<b>Award Amount</b>	<b>Award Date</b>	<b>Period of Performance Start Date</b>	<b>Period of Performance End Date</b>
FQ15124_SFA	Susan Fitzgerald & Associates, Inc.	CONSULT	\$ 90,866,612			
CQ18192	Trapeze Software Group Inc	CONSULT	\$ 5,906,667			
CQ15044	Cambridge Systematics, Inc.	EQUIP_MATL	\$ 1,196,993	10/26/2020	8/1/2020	7/31/2021
FQ19223	Swiftly, Inc.	EQUIPMENT	\$ 573,500		2/24/2020	2/23/2021

## (CIP0330) Information Technology Data Center

### FY2022 Q3

**Initiative Type:** Project **Mode:** Systemwide  
**Investment Program:** IT **Location:** Systemwide  
**Investment Category:** Business and Operations Support

### Description

This project constructs a new data center to replace the existing data center at the Jackson Graham building that is being vacated. Metro will build a next-generation data center that blends new technologies with existing capabilities to continually improve and scale services to users, customers, and partners.



### Expected Outcome

Replaces Metro's existing data center with a newer more modern facility to support the system and that will also enable Metro to expand existing non-fare revenue through the leasing of excess capacity.

### Strategic Drivers



Safety



Security



Reliability/SGR

### Overall Status

Development & Evaluation	
Implementation & Construction	<b>X</b>
Operations Activation	

Metro continues to purchase and accept equipment and hardware for the new data center. Outfitting of the L'Enfant Plaza office building has been completed.

### FY2022 Funding (\$ Millions)

FY22 Current Budget	FY22 Forecast Range	YTD % Budget Expended
\$36.8	\$44.3 - \$58.3	105%

Funding Sources	YTD Expended
Formula	\$0.0
PRIIA	\$0.0
Other	\$0.0
<b>Federal Subtotal</b>	<b>\$0.0</b>
System Performance	\$0.9
Reimbursable/Other	\$0.0
DC Dedicated Funding	\$3.4
MD Dedicated Funding	\$3.2
VA Non-Restricted Dedicated Funding	\$2.3
VA Restricted Dedicated Funding	\$0.6
<b>Local Subtotal</b>	<b>\$13.3</b>
<b>Debt</b>	<b>\$3.0</b>
<b>Net Accruals</b>	<b>\$25.1</b>
<b>TOTAL</b>	<b>\$38.5</b>

**Active Contracts (CIP0330)**

Contract Number	Vendor	Activity	Award Amount	Award Date	Period of Performance Start Date	Period of Performance End Date
CQ19104	Dell Marketing LP	IT_HARDWARE_OTH	\$ 194,300,000	7/22/2019	7/22/2019	7/22/2022
CDCI1211225	Insight Public Sector, Inc.	IT_HARDWARE_OTH	\$ 6,577,775	9/24/2021	8/1/2021	4/30/2023
CQ19119	Canon Solutions America Inc	EQUIP_MATL	\$ 6,164,399	12/20/2021	12/27/2021	12/26/2022
CIT01222078	Sirius Computer Solutions	IT_HARDWARE_OTH	\$ 4,747,661		10/5/2021	11/4/2025
CIT01211155	Copper River Information Technology	CONSULT	\$ 909,039	10/1/2021	3/1/2021	3/1/2022
CIT01222117	Software Information Resource Corp SIRC	IT_SOFTWARE_OTH	\$ 251,034	12/31/2021	12/31/2021	12/30/2022
CIT01211282	Copper River Information Technology	IT_HARDWARE_OTH	\$ 489,283	7/26/2021	7/26/2021	7/30/2022
CQ19089	Jones Lang LaSalle Americas Inc	CONSULT	\$ 685,885			
FQ15124_ANN	AnnuK Incorporated	CONSULT	\$ 10,319,611			
FQ15124_SIRC*	Software Information Resource Corporatio	CONSULT	\$ 31,763,208			



# (CIP0331) Enterprise Resource Planning Software Replacement

## FY2022 Q3

**Initiative Type:** Project **Mode:** Systemwide  
**Investment Program:** IT **Location:** Systemwide  
**Investment Category:** Business and Operations Support

### Description

This project will implement a new enterprise resource planning (ERP) system. Metro will assess the existing suite of ERP systems supporting finance, procurement, workforce, payroll, and data warehousing functions to provide a roadmap and select an alternative to replace the current system.



### Expected Outcome

Replaces the existing enterprise resource planning (ERP) system that is scheduled to sunset by the vendor in 2030. Provides the financial management and related systems critical to compliant financial managing and reporting.

### Strategic Drivers



Safety



Security



Reliability/SGR

### Overall Status

Development & Evaluation	<b>X</b>
Implementation & Construction	
Operations Activation	

Metro awarded a contract for Phase 1 of the project in Q3.

### FY2022 Funding (\$ Millions)

FY22 Current Budget	FY22 Forecast Range	YTD % Budget Expended
\$6.3	\$1.0 - \$1.0	11%

Funding Sources	YTD Expended
Formula	\$0.0
PRIIA	\$0.0
Other	\$0.0
<b>Federal Subtotal</b>	<b>\$0.0</b>
System Performance	\$0.3
Reimbursable/Other	\$0.0
DC Dedicated Funding	\$0.2
MD Dedicated Funding	\$0.2
VA Non-Restricted Dedicated Funding	\$0.1
VA Restricted Dedicated Funding	\$0.0
<b>Local Subtotal</b>	<b>\$0.8</b>
<b>Debt</b>	<b>\$0.0</b>
<b>Net Accruals</b>	<b>\$-0.1</b>
<b>TOTAL</b>	<b>\$0.7</b>

**Active Contracts (CIP0331)**

Contract Number	Vendor	Activity	Award Amount	Award Date	Period of Performance Start Date	Period of Performance End Date
CQ19104	Dell Marketing LP	EQUIP_MATL	\$ 194,300,000	7/22/2019	7/22/2019	7/22/2022
CIT01211234-PMG	Accenture LLP	CONSULT	\$ 5,100,000	1/14/2022	11/24/2021	11/23/2024
FQ15124_IEL	Ideal ERP, LLC	CONSULT	\$ 6,056,815			
FQ15124_SFA	Susan Fitzgerald & Associates, Inc.	CONSULT	\$ 90,866,612			
FQ15124_SYA	SyApps LLC	CONSULT	\$ 6,717,919			
FQ15124_ERP	ERP Analysts Inc.	CONSULT	\$ 2,594,970			

## (CIP0332) Fiber Optic Cable Installation

### FY2022 Q3

<b>Initiative Type:</b>	Project	<b>Mode:</b>	Systemwide
<b>Investment Program:</b>	Signals & Communications	<b>Location:</b>	Systemwide
<b>Investment Category:</b>	Rail Systems		

### Description

This project will install fiber optic cable for connectivity throughout the system to adjoining communication rooms along the rail Right-of-Way (ROW) and determine the appropriate strategy for installing fiber optic cabling to ancillary rooms such as traction power substations, low voltage power rooms, vent shafts, and tie breaker stations.



### Expected Outcome

Replaces outdated copper wiring with fiber optic cable increasing bandwidth, speeds, reliability and enabling Metro to upgrade communication infrastructure to modern equipment that requires fiber-optic connectivity. New cabling will improve Metro's ability to remotely monitor assets, increasing the efficiency of maintenance.

### Strategic Drivers



### Overall Status

Development & Evaluation	<b>X</b>
Implementation & Construction	
Operations Activation	

Metro awarded a contract for fiber installation in Q3.

### FY2022 Funding (\$ Millions)

FY22 Current Budget	FY22 Forecast Range	YTD % Budget Expended
\$23.8	\$10.3 - \$16.3	38%

Funding Sources	YTD Expended
Formula	\$0.0
PRIIA	\$0.0
Other	\$0.0
<b>Federal Subtotal</b>	<b>\$0.0</b>
System Performance	\$0.0
Reimbursable/Other	\$0.0
DC Dedicated Funding	\$1.1
MD Dedicated Funding	\$1.0
VA Non-Restricted Dedicated Funding	\$0.7
VA Restricted Dedicated Funding	\$0.2
<b>Local Subtotal</b>	<b>\$3.0</b>
<b>Debt</b>	<b>\$0.0</b>
<b>Net Accruals</b>	<b>\$6.2</b>
<b>TOTAL</b>	<b>\$9.2</b>

**Active Contracts (CIP0332)**

Contract Number	Vendor	Activity	Award Amount	Award Date	Period of Performance Start Date	Period of Performance End Date
FQ16148	C3M Power Systems, LLC	CONSTRUCTION	\$ 118,539,824		5/10/2017	6/30/2022
C20088B	Yankee Line Transportation Management	3RD_PARTY	\$ 7,316,153		6/14/2020	10/1/2022
FQ18050 (E)	Anixter Wire And Cable	EQUIP_MATL	\$ 9,659,672	4/18/2018	4/18/2018	4/21/2023
FQ18033I	AECOM-STV JV	CONSULT	\$ 55,500,000		7/1/2018	6/30/2025
FQ15192-FY19	Mott MacDonald I&E, LLC	ENGINEERING	\$ 50,000,000			

## (CIP0335) Office Consolidation - District of Columbia

### FY2022 Q3

**Initiative Type:** Project **Mode:** Systemwide  
**Investment Program:** Support Equipment/Services **Location:** L'Enfant Plaza  
**Investment Category:** Business and Operations Support

### Description

Metro's regional office consolidation plan combines Metro's ten administrative facilities to four. This project funds the construction of a DC office building at 300 7th St. SW. The new site will be renovated to modern workplace standards, including new commercial amenities on the ground floor to activate the streetscape and generate lease revenue. In addition, Metro will improve the exterior appearance and add three floors. The building will be designed with the goal of achieving LEED certification.



### Expected Outcome

Updates and modernizes office space for employees that will streamline business process, allow departments to be more logically organized and reduce Metro's long-term costs.

### Strategic Drivers



Safety



Security



Reliability/SGR

### Overall Status

Development & Evaluation	
Implementation & Construction	<b>X</b>
Operations Activation	

Punchlist items are being addressed and permits obtained as substantial completion and move-in approach in Q4 of FY2022.

### FY2022 Funding (\$ Millions)

FY22 Current Budget	FY22 Forecast Range	YTD % Budget Expended
\$87.3	\$77.6 - \$87.6	76%

Funding Sources	YTD Expended
Formula	\$0.0
PRIIA	\$0.0
Other	\$0.0
<b>Federal Subtotal</b>	<b>\$0.0</b>
System Performance	\$0.1
Reimbursable/Other	\$0.0
DC Dedicated Funding	\$0.0
MD Dedicated Funding	\$0.0
VA Non-Restricted Dedicated Funding	\$0.0
VA Restricted Dedicated Funding	\$0.0
<b>Local Subtotal</b>	<b>\$48.5</b>
<b>Debt</b>	<b>\$48.4</b>
<b>Net Accruals</b>	<b>\$17.6</b>
<b>TOTAL</b>	<b>\$66.1</b>

**Active Contracts (CIP0335)**

Contract Number	Vendor	Activity	Award Amount	Award Date	Period of Performance Start Date	Period of Performance End Date
FQ15191-FY18	Gannett Fleming-Parsons Joint Venture II	CONSULT	\$ 100,000,000			
CQ19104	Dell Marketing LP	EQUIP_MATL	\$ 93,300,000	7/22/2019	7/22/2019	7/22/2022
FQ18033D	Jacobs Engineering Group, Inc.	CONSULT	\$ 82,500,000		8/21/2018	8/21/2023
C20053	Clearing Inc	CONSULT	\$ 8,958,233	12/10/2019	12/10/2019	12/31/2024
17COUN024_HL	Hogan Lovells US LLP	CONSULT	\$ 1,097,480			

## (CIP0336) Energy Management Upgrades

### FY2022 Q3

**Initiative Type:** Program      **Mode:** Systemwide  
**Investment Program:** Support Equipment/Services      **Location:** Systemwide  
**Investment Category:** Business and Operations Support

### Description

This program supports research, analysis and implementation of energy efficiency investments as well as purchase and management of energy as an asset.



### Expected Outcome

Optimizes energy use and management strategies at Metro facilities and fleet.

### Strategic Drivers



Safety



Security



Reliability/SGR

### Overall Status

(Programs are ongoing)

Development & Evaluation	
Implementation & Construction	
Operations Activation	

In Q3, Metro continued analysis for electricity supply purchasing strategies to ensure cost competitive, reliable electricity supply. Earlier in FY2022, Metro awarded a new District of Columbia electric supply contract in coordination with the General Services Administration that requires the supplier to provide 50% of the electricity from renewables. Metro continues to leverage the Enterprise Energy Monitoring Software (EEMS) to improve tracking and analysis of utility data, asset management, and support energy supply planning and cost control.

### FY2022 Funding (\$ Millions)

FY22 Current Budget	FY22 Forecast Range	YTD % Budget Expended
\$0.2	\$0.2 - \$0.2	43%

Funding Sources	YTD Expended
Formula	\$0.0
PRIIA	\$0.0
Other	\$0.0
<b>Federal Subtotal</b>	<b>\$0.0</b>
System Performance	\$0.1
Reimbursable/Other	\$0.0
DC Dedicated Funding	\$0.0
MD Dedicated Funding	\$0.0
VA Non-Restricted Dedicated Funding	\$0.0
VA Restricted Dedicated Funding	\$0.0
<b>Local Subtotal</b>	<b>\$0.1</b>
<b>Debt</b>	<b>\$0.0</b>
<b>Net Accruals</b>	<b>\$0.0</b>
<b>TOTAL</b>	<b>\$0.1</b>

**Active Contracts (CIP0336)**

<b>Contract Number</b>	<b>Vendor</b>	<b>Activity</b>	<b>Award Amount</b>	<b>Award Date</b>	<b>Period of Performance Start Date</b>	<b>Period of Performance End Date</b>
FQ18033I	AECOM-STV JV	CONSULT	\$ 22,500,000			



## (CIP0337) Office Consolidation - Virginia

### FY2022 Q3

**Initiative Type:** Project **Mode:** Systemwide  
**Investment Program:** Support Equipment/Services **Location:** Eisenhower Avenue  
**Investment Category:** Business and Operations Support

### Description

This project constructs a new office building in Virginia as part of Metro's regional office consolidation plan. The new office building will be constructed near the Eisenhower Avenue Metrorail station in Alexandria, Virginia. The building will be designed with the goal of achieving LEED certification and is part of the larger redevelopment of the Eisenhower Avenue corridor.



### Expected Outcome

Updates and modernizes office space for employees that will streamline business process, allow departments to be more logically organized and reduce Metro's long-term costs.

### Strategic Drivers



Safety



Security



Reliability/SGR

### Overall Status

Development & Evaluation	
Implementation & Construction	<b>X</b>
Operations Activation	

Metro has completed the curtainwall installation and dry-in process. Interior work is ongoing.

### FY2022 Funding (\$ Millions)

FY22 Current Budget	FY22 Forecast Range	YTD % Budget Expended
\$145.5	\$122.7 - \$132.7	65%

Funding Sources	YTD Expended
Formula	\$0.0
PRIIA	\$0.0
Other	\$0.0
<b>Federal Subtotal</b>	<b>\$0.0</b>
System Performance	\$0.0
Reimbursable/Other	\$0.0
DC Dedicated Funding	\$0.0
MD Dedicated Funding	\$0.0
VA Non-Restricted Dedicated Funding	\$0.0
VA Restricted Dedicated Funding	\$0.0
<b>Local Subtotal</b>	<b>\$80.6</b>
<b>Debt</b>	<b>\$80.6</b>
<b>Net Accruals</b>	<b>\$14.4</b>
<b>TOTAL</b>	<b>\$95.1</b>

**Active Contracts (CIP0337)**

Contract Number	Vendor	Activity	Award Amount	Award Date	Period of Performance Start Date	Period of Performance End Date
FQ15191-FY18	Gannett Fleming-Parsons Joint Venture II	CONSULT	\$ 100,000,000			
CQ19104	Dell Marketing LP	EQUIP_MATL	\$ 93,300,000	7/22/2019	7/22/2019	7/22/2022

## (CIP0338) Office Consolidation - Maryland

### FY2022 Q3

**Initiative Type:** Project  
**Investment Program:** Support Equipment/Services  
**Investment Category:** Business and Operations Support

**Mode:** Systemwide  
**Location:** New Carrollton

### Description

This project constructs a new office building in Maryland as part of Metro's regional office consolidation plan. The new office building is located near the New Carrollton Metrorail station in Prince George's County, Maryland, one of the region's most significant transit hubs (served by Metro, MARC, multiple local and regional buses, Amtrak, Greyhound, and the future Maryland MTA Purple Line). The building will be designed with the goal of achieving LEED certification and is part of the continued development of New Carrollton.



### Expected Outcome

Updates and modernizes office space for employees that will streamline business process, allow departments to be more logically organized and reduce Metro's long-term costs.

### Strategic Drivers



Safety



Security



Reliability/SGR

### Overall Status

Development & Evaluation	
Implementation & Construction	<b>X</b>
Operations Activation	

Metro has completed installing the envelope curtain wall, roof and dry-in. Major mechanical, electric, and plumbing systems are being installed.

### FY2022 Funding (\$ Millions)

FY22 Current Budget	FY22 Forecast Range	YTD % Budget Expended
\$92.8	\$136.6 - \$146.6	120%

Funding Sources	YTD Expended
Formula	\$0.0
PRIIA	\$0.0
Other	\$0.0
<b>Federal Subtotal</b>	<b>\$0.0</b>
System Performance	\$0.0
Reimbursable/Other	\$0.0
DC Dedicated Funding	\$0.0
MD Dedicated Funding	\$0.0
VA Non-Restricted Dedicated Funding	\$0.0
VA Restricted Dedicated Funding	\$0.0
<b>Local Subtotal</b>	<b>\$110.2</b>
<b>Debt</b>	<b>\$110.1</b>
<b>Net Accruals</b>	<b>\$1.3</b>
<b>TOTAL</b>	<b>\$111.5</b>

**Active Contracts (CIP0338)**

<b>Contract Number</b>	<b>Vendor</b>	<b>Activity</b>	<b>Award Amount</b>	<b>Award Date</b>	<b>Period of Performance Start Date</b>	<b>Period of Performance End Date</b>
FQ15191-FY18	Gannett Fleming-Parsons Joint Venture II	CONSULT	\$ 100,000,000			
CQ19104	Dell Marketing LP	EQUIP_MATL	\$ 93,300,000	7/22/2019	7/22/2019	7/22/2022

## (CIP0341) Rail System Standpipe Replacement Program

**FY2022 Q3**

**Initiative Type:** Program **Mode:** Rail  
**Investment Program:** Station Systems **Location:** Systemwide  
**Investment Category:** Stations and Passenger Facilities

### Description

This program replaces dry standpipes throughout the system that have reached the end of their useful life or need to be replaced based on asset condition.



### Expected Outcome

Replaces dry standpipes used to extinguish fires in Metrorail tunnels and station platforms to keep assets in a state of good repair and in compliance with national and local regulatory maintenance standards.

### Strategic Drivers



Safety



Security



Reliability/SGR

### Overall Status

(Programs are ongoing)

Development & Evaluation	
Implementation & Construction	
Operations Activation	

Metro has completed 18 out of 29 dry standpipe replacements systemwide. Metro is planning to replace the remainder of standpipes by Q1 of FY2023.

### FY2022 Funding (\$ Millions)

FY22 Current Budget	FY22 Forecast Range	YTD % Budget Expended
\$8.1	\$8.8 - \$8.8	74%

Funding Sources	YTD Expended
Formula	\$0.0
PRIIA	\$0.0
Other	\$0.0
<b>Federal Subtotal</b>	<b>\$0.0</b>
System Performance	\$0.1
Reimbursable/Other	\$0.0
DC Dedicated Funding	\$2.0
MD Dedicated Funding	\$1.8
VA Non-Restricted Dedicated Funding	\$1.3
VA Restricted Dedicated Funding	\$0.4
<b>Local Subtotal</b>	<b>\$6.1</b>
<b>Debt</b>	<b>\$0.5</b>
<b>Net Accruals</b>	<b>\$-0.1</b>
<b>TOTAL</b>	<b>\$6.0</b>

**Active Contracts (CIP0341)**

Contract Number	Vendor	Activity	Award Amount	Award Date	Period of Performance Start Date	Period of Performance End Date
FQ15191-FY18	Gannett Fleming-Parsons Joint Venture II	ENGINEERING	\$ 100,000,000			
FQ15192-FY18	Mott MacDonald I&E, LLC	CONSULT	\$ 75,000,000			
C20113	Transportation Management Service Inc	3RD_PARTY	\$ 10,784,752		5/22/2020	5/21/2022
FQ18033G	Gannett Fleming Engineers and Architects	ENGINEERING	\$ 82,000,000		8/23/2018	8/23/2023
FQ18033B	HNTB Corporation	ENGINEERING	\$ 65,000,000		8/2/2018	8/1/2023
FQ15191-FY19	Gannett Fleming-Parsons Joint Venture II	CONSULT	\$ 64,000,000			
C20147	K&J Consulting Services Inc	CONSTRUCTION	\$ 19,773,890			
FQ18109	M & M Welding & Fabricators Inc	CONSTRUCTION	\$ 18,966,661		12/24/2018	12/23/2021
FQ18033F	DHA/RK&K Joint Venture	CONSULT	\$ 12,500,000			
C20088B	Yankee Line Transportation Management	3RD_PARTY	\$ 5,467,383	9/17/2020	6/14/2020	8/17/2020
FQ16036-G	F.H. Paschen, S.N. Nielsen & Assoc., LLC	CONSTRUCTION	\$ 4,124,317		10/15/2018	10/9/2022

## (CIP0342) Information Technology Hardware State of Good Repair

### FY2022 Q3

**Initiative Type:** Program **Mode:** Systemwide  
**Investment Program:** IT **Location:** Systemwide  
**Investment Category:** Business and Operations Support

### Description

This program implements data center infrastructure technology improvements to achieve higher operational efficiencies, increase capacity and service availability and reduce risk to the underlying business functions and communications network.



### Expected Outcome

Supports continuity of business operations by providing efficient, reliable, and secure computing and network infrastructure, communications hardware, and edge devices.

### Strategic Drivers



### Overall Status

(Programs are ongoing)

Development & Evaluation	
Implementation & Construction	
Operations Activation	

Metro is upgrading or replacing outdated hardware and software assets, performing network maintenance and expansion to support operational needs, and continuing ongoing Authority-wide PC Desktop, laptop and tablet replacements.

### FY2022 Funding (\$ Millions)

FY22 Current Budget	FY22 Forecast Range	YTD % Budget Expended
\$23.6	\$11.4 - \$13.4	47%

Funding Sources	YTD Expended
Formula	\$0.0
PRIIA	\$0.0
Other	\$0.0
<b>Federal Subtotal</b>	<b>\$0.0</b>
System Performance	\$1.1
Reimbursable/Other	\$0.0
DC Dedicated Funding	\$3.6
MD Dedicated Funding	\$3.4
VA Non-Restricted Dedicated Funding	\$2.5
VA Restricted Dedicated Funding	\$0.6
<b>Local Subtotal</b>	<b>\$11.2</b>
<b>Debt</b>	<b>\$0.0</b>
<b>Net Accruals</b>	<b>\$-0.1</b>
<b>TOTAL</b>	<b>\$11.1</b>

**Active Contracts (CIP0342)**

Contract Number	Vendor	Activity	Award Amount	Award Date	Period of Performance Start Date	Period of Performance End Date
CQ19104	Dell Marketing LP	IT_SOFTWARE_OTH	\$ 194,300,000	7/22/2019	7/22/2019	7/22/2022
CQ18183	Mythics, Inc.	CONSULT	\$ 39,005,737		5/16/2018	5/15/2025
CQ19177C_REV1	Los Alamos Technical Associates Inc	CONSULT	\$ 7,897,866		5/13/2021	5/13/2022
CQ19177E	Susan Fitzgerald & Associates, Inc.	CONSULT	\$ 6,032,965		5/13/2021	5/12/2022
CQ19100 AV	Avaya Inc	IT_SOFTWARE_OTH	\$ 2,073,555	3/17/2022	3/1/2019	3/19/2022
CIT012111 36R	CAS Severn Inc	IT_HARDWARE_OTH	\$ 1,890,000			
CQ19246	Copper River Information Technology	IT_SOFTWARE_OTH	\$ 643,714	11/25/2019	11/25/2019	11/24/2020
CQ20004	Accelera Solutions, Inc.	IT_HARDWARE_OTH	\$ 304,845			
CIT012221 82	Avaya Inc	CONSULT	\$ 195,411		3/31/2022	6/30/2023
CQ20006	CMG Media Ventures LLC	EQUIP_MATL	\$ 82,320	10/4/2019	10/4/2019	10/3/2024
CQ19177 G	Apex Consulting Services Group, Inc	CONSULT	\$ 71,682			
FQ15124_COM	Compass Solutions LLC	CONSULT	\$ 3,602,917			
FQ15124_NFF	Networking for Future, Inc. (NFF, Inc.)	CONSULT	\$ 7,894,284			
FQ15124_SIRC*	Software Information Resource Corporatio	CONSULT	\$ 31,763,208			
CIT012112 82	Copper River Information Technology	EQUIP_MATL	\$ 17,540,063		7/26/2021	7/30/2022
FQ16036B	The Matthews Group, Inc. T/A TMG Constru	CONSTRUCTIO N	\$ 17,394,226			
CQ19080	MVS, Inc.	IT_HARDWARE_OTH	\$ 482,851			
CQ19176	Copper River Information Technology	IT_SOFTWARE_OTH	\$ 468,639			



# (CIP0343) Information Technology Software State of Good Repair

## FY2022 Q3

**Initiative Type:** Program **Mode:** Systemwide  
**Investment Program:** IT **Location:** Systemwide  
**Investment Category:** Business and Operations Support

### Description

This program supports state of good repair activities for critical software applications including web applications, cybersecurity, rail operations, enterprise resource planning (ERP) systems.



### Expected Outcome

Provides continuity of operations and data security of critical information software applications.

### Strategic Drivers



Safety



Security



Reliability/SGR

### Overall Status

(Programs are ongoing)

Development & Evaluation	
Implementation & Construction	
Operations Activation	

Metro has awarded a contract for transportation business systems, shared systems, and transit systems in Q3.

### FY2022 Funding (\$ Millions)

FY22 Current Budget	FY22 Forecast Range	YTD % Budget Expended
\$33.9	\$18.5 - \$23.5	53%

Funding Sources	YTD Expended
Formula	\$0.0
PRIIA	\$0.0
Other	\$0.0
<b>Federal Subtotal</b>	<b>\$0.0</b>
System Performance	\$13.8
Reimbursable/Other	\$0.0
DC Dedicated Funding	\$2.2
MD Dedicated Funding	\$2.0
VA Non-Restricted Dedicated Funding	\$1.5
VA Restricted Dedicated Funding	\$0.4
<b>Local Subtotal</b>	<b>\$19.9</b>
<b>Debt</b>	<b>\$0.0</b>
<b>Net Accruals</b>	<b>\$-2.0</b>
<b>TOTAL</b>	<b>\$17.9</b>

**Active Contracts (CIP0343)**

Contract Number	Vendor	Activity	Award Amount	Award Date	Period of Performance Start Date	Period of Performance End Date
FQ14079	Birlasoft Consulting Inc.	CONSULT	\$ 13,804,268		6/10/2016	6/10/2016
CQ15144	Emagine IT, Inc.	CONSULT	\$ 8,147,775	5/20/2021	7/1/2018	12/31/2021
CIT01211155	Copper River Information Technology	EQUIP_MAT L	\$ 684,039			
CQ-19048	Copper River Information Technology	CONSULT	\$ 222,623			
CIT01222015	Signature Technologies, Inc.	CONSULT	\$ 185,153	9/14/2021	9/14/2021	9/13/2022
CIT01222116	Susan Fitzgerald & Associates, Inc.	CONSULT	\$ 173,443	10/5/2021	10/5/2021	4/29/2022
FQ15124_22 ND*	22nd Century Technologies Inc	CONSULT	\$ 3,379,942			
FQ15124_AD S	Advanced Digital Systems, Inc.	CONSULT	\$ 8,209,897			
FQ15124_AN N	Annuk Incorporated	CONSULT	\$ 10,319,611			
FQ15124_BIS	Biswas Information Technology Solutions	CONSULT	\$ 4,000,326			
FQ15124_C2 H	CH2M HILL Inc	CONSULT	\$ 11,845,777			
FQ15124_CO M	Compass Solutions LLC	CONSULT	\$ 3,602,917			
FQ15124_CO MTECH	Comtech LLC	CONSULT	\$ 586,080			
FQ15124_EB T	EastBanc Technologies, LLC	CONSULT	\$ 31,422,030			
FQ15124_ECI	ELA Consulting	CONSULT	\$ 781,988			
FQ15124_IEL	Ideal ERP, LLC	CONSULT	\$ 6,056,815			
FQ15124_JM T	Johnson, Mirmiran & Thompson Inc.	CONSULT	\$ 1,216,005			
FQ15124_LSI	LanceSoft Inc	CONSULT	\$ 2,068,940			

## (CIP0344) IT Program Management Support

### FY2022 Q3

**Initiative Type:** Program **Mode:** Systemwide  
**Investment Program:** IT **Location:** Systemwide  
**Investment Category:** Business and Operations Support

### Description

This program oversees Metro applications' enterprise testing efforts by providing audit support, establishing an IT process support model, standardization of change management, and support services.



### Expected Outcome

Provides oversight of IT application development to enable compliance with Metro's security and quality standards. Supports policy implementation to mitigate potential audit concerns regarding IT's processes and ongoing operations and internal IT stakeholders' compliance.

### Strategic Drivers



Safety



Security



Reliability/SGR

### Overall Status

(Programs are ongoing)

Development & Evaluation	
Implementation & Construction	
Operations Activation	

### FY2022 Funding (\$ Millions)

FY22 Current Budget	FY22 Forecast Range	YTD % Budget Expended
\$1.8	\$0.7 - \$0.7	41%

Funding Sources	YTD Expended
Formula	\$0.0
PRIIA	\$0.0
Other	\$0.0
<b>Federal Subtotal</b>	<b>\$0.0</b>
System Performance	\$0.8
Reimbursable/Other	\$0.0
DC Dedicated Funding	\$0.0
MD Dedicated Funding	\$0.0
VA Non-Restricted Dedicated Funding	\$0.0
VA Restricted Dedicated Funding	\$0.0
<b>Local Subtotal</b>	<b>\$0.8</b>
<b>Debt</b>	<b>\$0.0</b>
<b>Net Accruals</b>	<b>\$-0.1</b>
<b>TOTAL</b>	<b>\$0.7</b>

**Active Contracts (CIP0344)**

Contract Number	Vendor	Activity	Award Amount	Award Date	Period of Performance Start Date	Period of Performance End Date
FQ15124_SFA	Susan Fitzgerald & Associates, Inc.	CONSULT	\$ 90,866,612			
FQ15124_BIS	Biswas Information Technology Solutions	CONSULT	\$ 4,000,326		5/1/2019	4/30/2020
FQ15124_NFF	Networking for Future, Inc. (NFF, Inc.)	CONSULT	\$ 7,894,284		5/1/2019	4/30/2020

## (CIP0348) Structural Rehabilitation - Package A

### FY2022 Q3

**Initiative Type:** Project **Mode:** Rail  
**Investment Program:** Structures **Location:** DC  
**Investment Category:** Track and Structures Rehabilitation

### Description

This project rehabilitates structural and system components of bridges, aerial structures, and the station platform canopy at Rockville Station.



### Expected Outcome

Returns aerial structures, the Rockville Station canopy, and supporting infrastructure across the system to a state of good repair by addressing structural issues identified during Metro safety inspections. Prevents emergency shutdowns of rail service due to structural deficiencies.

### Strategic Drivers



Safety



Security



Reliability/SGR

### Overall Status

Development & Evaluation	<b>X</b>
Implementation & Construction	<b>X</b>
Operations Activation	

Metro completed construction of the new Rockville station platform canopy and the West Hyattsville structure in Q3. Pre-construction activities concluded for the Minnesota Ave and Grosvenor aerial structures and began for the Blue and Green Line segmental bridges.

### FY2022 Funding (\$ Millions)

FY22 Current Budget	FY22 Forecast Range	YTD % Budget Expended
\$87.7	\$57.1 - \$63.1	48%

Funding Sources	YTD Expended
Formula	\$0.0
PRIIA	\$0.0
Other	\$0.0
<b>Federal Subtotal</b>	<b>\$0.0</b>
System Performance	\$0.0
Reimbursable/Other	\$0.0
DC Dedicated Funding	\$9.8
MD Dedicated Funding	\$9.2
VA Non-Restricted Dedicated Funding	\$6.7
VA Restricted Dedicated Funding	\$1.8
<b>Local Subtotal</b>	<b>\$34.2</b>
<b>Debt</b>	<b>\$6.8</b>
<b>Net Accruals</b>	<b>\$7.8</b>
<b>TOTAL</b>	<b>\$42.0</b>

**Active Contracts (CIP0348)**

Contract Number	Vendor	Activity	Award Amount	Award Date	Period of Performance Start Date	Period of Performance End Date
FQ15192-FY18	Mott MacDonald I&E, LLC	CONSULT	\$ 75,000,000			
FIRPG211113	W M Schlosser Co Inc	CONSTRUCTION	\$ 57,000,000		4/8/2021	12/30/2022
FQ18110	CHK America Inc	3RD_PARTY	\$ 14,443,906		4/12/2021	4/11/2022
C20113	Transportation Management Service Inc	3RD_PARTY	\$ 10,784,752		5/22/2020	5/21/2022
C20088B	Yankee Line Transportation Management	3RD_PARTY	\$ 7,316,153		6/14/2020	10/1/2022
C20088C	Dillons Bus Service Inc	3RD_PARTY	\$ 6,468,654		8/23/2021	1/2/2023
FQ19172G	Gannett Fleming Engineers and Architects	ENGINEERING	\$ 70,250,000		10/3/2019	10/3/2024
FQ18033B	HNTB Corporation	ENGINEERING	\$ 65,000,000		8/2/2018	8/1/2023
FQ18033A	Parsons Transportation Group Inc	CONSULT	\$ 50,000,000		9/24/2018	9/24/2023
FQ18033F	DHA/RK&K Joint Venture	CONSULT	\$ 45,500,000		8/16/2018	8/16/2023

## (CIP0349) Yellow Line Tunnel and Bridge Rehabilitation

**FY2022 Q3**

**Initiative Type:** Project      **Mode:** Rail  
**Investment Program:** Structures      **Location:** MD  
**Investment Category:** Track and Structures Rehabilitation

### Description

This project rehabilitates sections of tunnel and the Potomac River bridge located between L'Enfant Plaza and Pentagon stations.



### Expected Outcome

Prevents failure of the Yellow Line tunnel by addressing structural degradation of the tunnel liner. Extends the life of the tunnel and bridge to maintain the continuity of service and safety of Metro's customers and employees.

### Strategic Drivers



Safety



Security



Reliability/SGR

### Overall Status

Development & Evaluation	<b>X</b>
Implementation & Construction	
Operations Activation	

Design work is currently ongoing. The Phase 2 award is anticipated to occur in Q4 of FY2022, with construction to begin in FY2023. This work will require a shutdown between Pentagon and L'Enfant Plaza stations on the Yellow Line for seven to eight months beginning in September 2022.

### FY2022 Funding (\$ Millions)

FY22 Current Budget	FY22 Forecast Range	YTD % Budget Expended
\$35.3	\$15.4 - \$20.4	34%

Funding Sources	YTD Expended
Formula	\$0.0
PRIIA	\$0.0
Other	\$0.0
<b>Federal Subtotal</b>	<b>\$0.0</b>
System Performance	\$0.2
Reimbursable/Other	\$0.0
DC Dedicated Funding	\$2.1
MD Dedicated Funding	\$1.9
VA Non-Restricted Dedicated Funding	\$1.4
VA Restricted Dedicated Funding	\$0.4
<b>Local Subtotal</b>	<b>\$8.4</b>
<b>Debt</b>	<b>\$2.4</b>
<b>Net Accruals</b>	<b>\$3.4</b>
<b>TOTAL</b>	<b>\$11.9</b>

**Active Contracts (CIP0349)**

Contract Number	Vendor	Activity	Award Amount	Award Date	Period of Performance Start Date	Period of Performance End Date
FQ15192-FY18	Mott MacDonald I&E, LLC	CONSULT	\$ 75,000,000			
FQ18110	CHK America Inc	3RD_PARTY	\$ 14,443,906		4/12/2021	4/11/2022
FQ19172N	RK&K	CONSTRUCTION	\$ 11,050,000	11/15/2019	11/15/2019	11/14/2024
FIRPG211117AWD	Kiewit Infrastructure Company	CONSTRUCTION	\$ 1,876,800	6/30/2021	7/1/2021	5/27/2022
FQ19172G	Gannett Fleming Engineers and Architects	CONSTRUCTION	\$ 70,250,000		10/3/2019	10/3/2024
FQ18033B	HNTB Corporation	ENGINEERING	\$ 65,000,000		8/2/2018	8/1/2023
FQ18033A	Parsons Transportation Group Inc	ENGINEERING	\$ 45,000,000		9/24/2018	9/24/2023
C20147	K&J Consulting Services Inc	CONSTRUCTION	\$ 19,773,890			



# (CIP0352) Rail Station Platform Canopy Rehabilitation Program

## FY2022 Q3

**Initiative Type:** Program **Mode:** Rail  
**Investment Program:** Station Platform Canopies **Location:** Systemwide  
**Investment Category:** Stations and Passenger Facilities

### Description

This program replaces or rehabilitates platform canopies at various Metrorail stations to maintain in a state of good repair.



### Expected Outcome

Provides customers with shelter from the elements on outdoor platforms and extends the life of Metro's platform assets and helps prevent future safety issues.

### Strategic Drivers



Safety



Security



Reliability/SGR

### Overall Status

(Programs are ongoing)

Development & Evaluation	
Implementation & Construction	
Operations Activation	

Metro is currently rehabilitating the station platform canopies and skylights at Shady Grove and Twinbrook stations.

### FY2022 Funding (\$ Millions)

FY22 Current Budget	FY22 Forecast Range	YTD % Budget Expended
\$2.4	\$2.5 - \$2.5	69%

Funding Sources	YTD Expended
Formula	\$0.0
PRIIA	\$0.0
Other	\$0.0
<b>Federal Subtotal</b>	<b>\$0.0</b>
System Performance	\$1.0
Reimbursable/Other	\$0.0
DC Dedicated Funding	\$0.1
MD Dedicated Funding	\$0.1
VA Non-Restricted Dedicated Funding	\$0.1
VA Restricted Dedicated Funding	\$0.0
<b>Local Subtotal</b>	<b>\$1.4</b>
<b>Debt</b>	<b>\$0.0</b>
<b>Net Accruals</b>	<b>\$0.2</b>
<b>TOTAL</b>	<b>\$1.6</b>

**Active Contracts (CIP0352)**

<b>Contract Number</b>	<b>Vendor</b>	<b>Activity</b>	<b>Award Amount</b>	<b>Award Date</b>	<b>Period of Performance Start Date</b>	<b>Period of Performance End Date</b>
FQ19172G	Gannett Fleming Engineers and Architects	ENGINEERING	\$ 70,250,000		10/3/2019	10/3/2024
FQ18033G	Gannett Fleming Engineers and Architects	CONSULT	\$ 70,000,000		8/23/2018	8/23/2023
FQ18033F	DHA/RK&K Joint Venture	CONSULT	\$ 55,000,000		8/16/2018	8/16/2023
FQ19021B	Harbor Roofing and Contracting, Inc.	CONSTRUCTION	\$ 10,000,000		9/30/2019	9/29/2021

## (CIP0354) ePerformance and eCompensation Upgrades

### FY2022 Q3

**Initiative Type:** Project **Mode:** Systemwide  
**Investment Program:** IT **Location:** Systemwide  
**Investment Category:** Business and Operations Support

### Description

This project will sustain and upgrade the current enterprise resource planning (ERP) system until it is replaced at the end of its life. Upgrades include implementing new modules for ePerformance and eCompensation.



### Expected Outcome

Keeps Metro's current ERP system up-to-date and will continue to be under vendor support until the anticipated software sunset date of 2030.

### Strategic Drivers



Safety



Security



Reliability/SGR

### Overall Status

Development & Evaluation	
Implementation & Construction	
Operations Activation	

Support of MTPD trainings, critical operations for Non-Represented employees, and employee benefit reporting continued.

### FY2022 Funding (\$ Millions)

FY22 Current Budget	FY22 Forecast Range	YTD % Budget Expended
\$3.9	\$0.5 - \$0.5	8%

Funding Sources	YTD Expended
Formula	\$0.0
PRIIA	\$0.0
Other	\$0.0
<b>Federal Subtotal</b>	<b>\$0.0</b>
System Performance	\$0.0
Reimbursable/Other	\$0.0
DC Dedicated Funding	\$0.1
MD Dedicated Funding	\$0.1
VA Non-Restricted Dedicated Funding	\$0.1
VA Restricted Dedicated Funding	\$0.0
<b>Local Subtotal</b>	<b>\$0.3</b>
<b>Debt</b>	<b>\$0.0</b>
<b>Net Accruals</b>	<b>\$0.0</b>
<b>TOTAL</b>	<b>\$0.3</b>

**Active Contracts (CIP0354)**

Contract Number	Vendor	Activity	Award Amount	Award Date	Period of Performance Start Date	Period of Performance End Date
FQ15124_SFA	Susan Fitzgerald & Associates, Inc.	CONSULT	\$ 90,866,612			
FQ15124_ERP	ERP Analysts Inc.	CONSULT	\$ 2,594,970			

## (CIP0355) Zero Emission Bus Acquisition and Evaluation

### FY2022 Q3

**Initiative Type:** Project **Mode:** Bus  
**Investment Program:** Acquisition **Location:** Systemwide  
**Investment Category:** Bus, Bus Facilities and Paratransit

### Description

This project purchases electric buses and evaluates potential transition of the fleet to zero emissions technology. Results of the evaluation will inform, guide, and direct Metro's future bus fleet strategy and plans for supporting equipment and infrastructure.



### Expected Outcome

Results of the pilot will inform and guide Metro's strategy for the future bus fleet. Zero-emission buses bring value to the region by reducing local air pollution, providing a quieter, smoother ride and supporting a more livable region.

### Strategic Drivers



Safety



Security



Reliability/SGR

### Overall Status

Development & Evaluation	<b>X</b>
Implementation & Construction	
Operations Activation	

Metro released an RFP for ten 40-foot battery-electric buses in Q2 with an award anticipated in FY2023. An award for two 60-foot battery-electric buses is anticipated to occur in Q4.

### FY2022 Funding (\$ Millions)

FY22 Current Budget	FY22 Forecast Range	YTD % Budget Expended
\$4.5	\$1.7 - \$1.7	17%

Funding Sources	YTD Expended
Formula	\$0.1
PRIIA	\$0.0
Other	\$0.0
<b>Federal Subtotal</b>	<b>\$0.1</b>
System Performance	\$0.0
Reimbursable/Other	\$0.0
DC Dedicated Funding	\$0.2
MD Dedicated Funding	\$0.2
VA Non-Restricted Dedicated Funding	\$0.1
VA Restricted Dedicated Funding	\$0.0
<b>Local Subtotal</b>	<b>\$0.5</b>
<b>Debt</b>	<b>\$0.0</b>
<b>Net Accruals</b>	<b>\$0.1</b>
<b>TOTAL</b>	<b>\$0.7</b>

**Active Contracts (CIP0355)**

Contract Number	Vendor	Activity	Award Amount	Award Date	Period of Performance Start Date	Period of Performance End Date
FQ19144B-2	Hensel Phelps Construction Co	CONSTRUCTION	\$ 252,911,000	7/19/2021	7/19/2021	3/31/2027
FQ15005A	AECOM, USA, INC.	CONSULT	\$ 10,967,287	8/31/2020	8/31/2020	8/30/2023
C20102L	WSP USA Inc.	CONSULT	\$ 2,062,556	12/20/2021	10/1/2020	9/30/2023
0000007759	Center for Transportation & Environment	CONSULT	\$ 374,500			

## (CIP0356) Tunnel Ventilation Improvements - Red Line Pilot

### FY2022 Q3

<b>Initiative Type:</b>	Project	<b>Mode:</b>	Rail
<b>Investment Program:</b>	Structures	<b>Location:</b>	Woodley Park and Cleveland Park
<b>Investment Category:</b>	Track and Structures Rehabilitation		

### Description

The project performs a pilot and evaluation to rehabilitate ventilation shaft components to improve Metro's compliance with National Fire Protection Association (NFPA 130) standards. The pilot will be implemented on the Red Line between Woodley Park through Cleveland Park Metrorail Stations. If successful, the project will serve as a proof of concept for future designs across the Metrorail System and will be used to update Metro's ventilation design criteria.



### Expected Outcome

Improves ventilation infrastructure to expel smoke from tunnels in the event of a fire incident.

### Strategic Drivers



Safety



Security



Reliability/SGR

### Overall Status

Development & Evaluation	
Implementation & Construction	<b>X</b>
Operations Activation	

Metro is building mezzanine platforms over tracks to house upgraded fans that will improve tunnel ventilation from Woodley Park to Cleveland park stations along the Red Line. Concrete pouring and structural platform installation occurred in Q3.

### FY2022 Funding (\$ Millions)

FY22 Current Budget	FY22 Forecast Range	YTD % Budget Expended
\$29.6	\$21.3 - \$31.3	51%

Funding Sources	YTD Expended
Formula	\$0.0
PRIIA	\$0.0
Other	\$0.0
<b>Federal Subtotal</b>	<b>\$0.0</b>
System Performance	\$0.8
Reimbursable/Other	\$0.0
DC Dedicated Funding	\$4.6
MD Dedicated Funding	\$4.3
VA Non-Restricted Dedicated Funding	\$3.1
VA Restricted Dedicated Funding	\$0.8
<b>Local Subtotal</b>	<b>\$14.3</b>
<b>Debt</b>	<b>\$0.7</b>
<b>Net Accruals</b>	<b>\$0.7</b>
<b>TOTAL</b>	<b>\$15.0</b>

**Active Contracts (CIP0356)**

Contract Number	Vendor	Activity	Award Amount	Award Date	Period of Performance Start Date	Period of Performance End Date
FQ15191-FY18	Gannett Fleming-Parsons Joint Venture II	CONSULT	\$ 100,000,000			
FQ15192-FY18	Mott MacDonald I&E, LLC	CONSULT	\$ 75,000,000			
FIRPG211104	Potomac Construction Co Inc	CONSTRUCTION	\$ 33,944,083			
FQ18110	CHK America Inc	3RD_PARTY	\$ 14,443,906		4/12/2021	4/11/2022
C20113	Transportation Management Service Inc	3RD_PARTY	\$ 10,784,752		5/22/2020	5/21/2022
CQ15052	ARINC Incorporated	CONSULT	\$ 3,522,520		1/16/2018	10/31/2021
FQ18033B	HNTB Corporation	ENGINEERING	\$ 65,000,000		8/2/2018	8/1/2023
FQ18033G	Gannett Fleming Engineers and Architects	CONSULT	\$ 49,000,000		8/23/2018	8/23/2023
FQ19172M	Mott MacDonald-WSP Joint Venture	ENGINEERING	\$ 10,000,000			
CCSCM211074	Sharp And Company	CONSULT	\$ 1,768,000	7/6/2021	6/8/2021	6/15/2021



## (CIP0357) Cybersecurity Legacy Software Improvements

### FY2022 Q3

**Initiative Type:** Project **Mode:** Systemwide  
**Investment Program:** IT **Location:** Systemwide  
**Investment Category:** Business and Operations Support

### Description

This project will improve, maintain and upgrade applications to improve cybersecurity.



### Expected Outcome

Protects Metro IT systems from cybersecurity risks through direct improvements, maintenance and upgrade of existing systems and technologies across the system.

### Strategic Drivers



Safety



Security



Reliability/SGR

### Overall Status

Development & Evaluation	
Implementation & Construction	
Operations Activation	

Metro is maintaining existing cybersecurity technology and assessing systems for upgrades as needed.

### FY2022 Funding (\$ Millions)

FY22 Current Budget	FY22 Forecast Range	YTD % Budget Expended
\$0.5	\$5.7 - \$5.7	852%

Funding Sources	YTD Expended
Formula	\$0.0
PRIIA	\$0.0
Other	\$0.0
<b>Federal Subtotal</b>	<b>\$0.0</b>
System Performance	\$3.4
Reimbursable/Other	\$0.0
DC Dedicated Funding	\$0.3
MD Dedicated Funding	\$0.3
VA Non-Restricted Dedicated Funding	\$0.2
VA Restricted Dedicated Funding	\$0.1
<b>Local Subtotal</b>	<b>\$4.2</b>
<b>Debt</b>	<b>\$0.0</b>
<b>Net Accruals</b>	<b>\$0.0</b>
<b>TOTAL</b>	<b>\$4.3</b>

## (CIP0370) Structural Rehabilitation - Package B

### FY2022 Q3

**Initiative Type:** Project **Mode:** Rail  
**Investment Program:** Structures **Location:** Systemwide  
**Investment Category:** Track and Structures Rehabilitation

### Description

This project rehabilitates approximately 21 bridges/aerial structures.



### Expected Outcome

Address issues on bridges and aerial structures identified during Metro safety inspections. Prevents emergency shutdowns of rail service due to structural deficiencies.

### Strategic Drivers



Safety



Security



Reliability/SGR

### Overall Status

Development & Evaluation	
Implementation & Construction	
Operations Activation	

In Q3, Metro released an RFP for project construction.

### FY2022 Funding (\$ Millions)

FY22 Current Budget	FY22 Forecast Range	YTD % Budget Expended
\$2.0	\$0.2 - \$0.2	1%

Funding Sources	YTD Expended
Formula	\$0.0
PRIIA	\$0.0
Other	\$0.0
<b>Federal Subtotal</b>	<b>\$0.0</b>
System Performance	\$0.0
Reimbursable/Other	\$0.0
DC Dedicated Funding	\$0.0
MD Dedicated Funding	\$0.0
VA Non-Restricted Dedicated Funding	\$0.0
VA Restricted Dedicated Funding	\$0.0
<b>Local Subtotal</b>	<b>\$0.0</b>
<b>Debt</b>	<b>\$0.0</b>
<b>Net Accruals</b>	<b>\$0.0</b>
<b>TOTAL</b>	<b>\$0.0</b>

**Active Contracts (CIP0370)**

<b>Contract Number</b>	<b>Vendor</b>	<b>Activity</b>	<b>Award Amount</b>	<b>Award Date</b>	<b>Period of Performance Start Date</b>	<b>Period of Performance End Date</b>
FQ18033B	HNTB Corporation	ENGINEERING	\$ 65,000,000		8/2/2018	8/1/2023


## (CIP0373) Interim Operations Control Centers

### FY2022 Q3

**Initiative Type:** Project **Mode:** Systemwide  
**Investment Program:** Support Equipment/Services **Location:** ?????  
**Investment Category:** Business and Operations Support

### Description

This project supports the planning and initial pre-construction activities for an interim Operation Control Center to ensure continuity of operations between vacancy of the Jackson Graham office building and the completion of the Alexandria, VA office building.



### Expected Outcome

### Strategic Drivers



Safety



Security



Reliability/SGR

### Overall Status

Development & Evaluation	
Implementation & Construction	
Operations Activation	

Design and equipment orders advanced in Q3.

### FY2022 Funding (\$ Millions)

FY22 Current Budget	FY22 Forecast Range	YTD % Budget Expended
\$12.0	\$10.0 - \$13.0	4%

Funding Sources	YTD Expended
Formula	\$0.0
PRIIA	\$0.0
Other	\$0.0
<b>Federal Subtotal</b>	<b>\$0.0</b>
System Performance	\$0.0
Reimbursable/Other	\$0.0
DC Dedicated Funding	\$0.2
MD Dedicated Funding	\$0.1
VA Non-Restricted Dedicated Funding	\$0.1
VA Restricted Dedicated Funding	\$0.0
<b>Local Subtotal</b>	<b>\$0.4</b>
<b>Debt</b>	<b>\$0.0</b>
<b>Net Accruals</b>	<b>\$0.0</b>
<b>TOTAL</b>	<b>\$0.4</b>

**Active Contracts (CIP0373)**

<b>Contract Number</b>	<b>Vendor</b>	<b>Activity</b>	<b>Award Amount</b>	<b>Award Date</b>	<b>Period of Performance Start Date</b>	<b>Period of Performance End Date</b>
CQ19104	Dell Marketing LP	EQUIPMENT	\$ 194,300,000	7/22/2019	7/22/2019	7/22/2022

## (CIP0374) Solar Site Improvements

### FY2022 Q3

<b>Initiative Type:</b>	Project	<b>Mode:</b>	Rail
<b>Investment Program:</b>	Platforms & Structures	<b>Location:</b>	Anacostia, Southern Ave, Cheverly, Naylor Road
<b>Investment Category:</b>	Stations and Passenger Facilities		

### Description

This project supports the installation of solar carports at four Metro sites: Anacostia, Southern Ave, Naylor Road, and Cheverly. The 12.6 acres of solar panels will collectively generate nearly 10MW of electrical capacity.



### Expected Outcome

The project is part of Metro’s sustainability initiatives and Energy Action Plan and will help advance the Clean Energy DC Plan that seeks to cut carbon emissions in half and transition to 100 percent renewable energy by 2032. The project also supports the authority’s operating budget through long-term revenue and improve customer amenities through covered parking (offering shade and protection from extreme weather), improved light-emitting diode (LED) lighting, new security cameras and emergency call boxes.

### Strategic Drivers



### Overall Status

Development & Evaluation	
Implementation & Construction	
Operations Activation	

Metro began solar carport installation at Anacostia and Southern Ave parking lots in Q3.

### FY2022 Funding (\$ Millions)

FY22 Current Budget	FY22 Forecast Range	YTD % Budget Expended
\$4.6	\$3.2 - \$3.2	37%

Funding Sources	YTD Expended
Formula	\$0.0
PRIIA	\$0.0
Other	\$0.0
<b>Federal Subtotal</b>	<b>\$0.0</b>
System Performance	\$0.0
Reimbursable/Other	\$0.0
DC Dedicated Funding	\$0.0
MD Dedicated Funding	\$0.0
VA Non-Restricted Dedicated Funding	\$0.0
VA Restricted Dedicated Funding	\$0.0
<b>Local Subtotal</b>	<b>\$1.7</b>
<b>Debt</b>	<b>\$1.7</b>
<b>Net Accruals</b>	<b>\$0.0</b>
<b>TOTAL</b>	<b>\$1.7</b>

**Active Contracts (CIP0374)**

<b>Contract Number</b>	<b>Vendor</b>	<b>Activity</b>	<b>Award Amount</b>	<b>Award Date</b>	<b>Period of Performance Start Date</b>	<b>Period of Performance End Date</b>
20-01-SOLAR-A	Solar Star Track Anacostia LLC	CONSTRUCTION	\$ 3,846,452	6/25/2020	12/20/2021	6/5/2030

## (CIP8007) D&E Electrical Improvements

### FY2022 Q3

**Initiative Type:** Program **Mode:** Rail  
**Investment Program:** Power **Location:** Systemwide  
**Investment Category:** Rail Systems

### Description

This program provides surveys, studies, engineering, and designs to support train propulsion needs that may lead to future capital initiatives.



### Expected Outcome

Supports efforts to develop and evaluate potential solutions to emerging needs before committing to larger investments.

### Strategic Drivers



Safety



Security



Reliability/SGR

### Overall Status

(Programs are ongoing)

Development & Evaluation	
Implementation & Construction	
Operations Activation	

Metro is continuing work on tagging relay updates for Metro's General Orders and Track Rights System and the Heat Tape Pilot.

### FY2022 Funding (\$ Millions)

FY22 Current Budget	FY22 Forecast Range	YTD % Budget Expended
\$1.0	\$0.2 - \$0.2	13%

Funding Sources	YTD Expended
Formula	\$0.0
PRIIA	\$0.0
Other	\$0.0
<b>Federal Subtotal</b>	<b>\$0.0</b>
System Performance	\$0.1
Reimbursable/Other	\$0.0
DC Dedicated Funding	\$0.0
MD Dedicated Funding	\$0.0
VA Non-Restricted Dedicated Funding	\$0.0
VA Restricted Dedicated Funding	\$0.0
<b>Local Subtotal</b>	<b>\$0.1</b>
<b>Debt</b>	<b>\$0.0</b>
<b>Net Accruals</b>	<b>\$0.0</b>
<b>TOTAL</b>	<b>\$0.1</b>



**Active Contracts (CIP8007)**

Contract Number	Vendor	Activity	Award Amount	Award Date	Period of Performance Start Date	Period of Performance End Date
FQ15192-FY19	Mott MacDonald I&E, LLC	ENGINEERING	\$ 100,000,000			
FQ15192-FY18	Mott MacDonald I&E, LLC	ENGINEERING	\$ 75,000,000			
FQ19172G	Gannett Fleming Engineers and Architects	ENGINEERING	\$ 72,500,000		10/3/2019	10/3/2024
C20147	K&J Consulting Services Inc	CONSTRUCTION	\$ 19,773,890			
CQ16019	Willis of New York, Inc.	CONSULT	\$ 3,285,820		7/1/2019	6/30/2020
FQ17044E	eVigilant Security	CONSTRUCTION	\$ 1,355,112			
FQ15124_EBT	EastBanc Technologies, LLC	CONSULT	\$ 31,422,030		5/1/2019	4/30/2020
FQ15192-FY20	Mott MacDonald I&E, LLC	ENGINEERING	\$ 17,028,674			

## (CIP8011) D&E Fixed Rail Improvements

### FY2022 Q3

**Initiative Type:** Program      **Mode:** Rail  
**Investment Program:** Fixed Rail      **Location:** Systemwide  
**Investment Category:** Track and Structures Rehabilitation

### Description

This program supports the development and evaluation of new initiatives associated with railway improvements.



### Expected Outcome

Supports efforts to develop and evaluate potential solutions to emerging needs before committing to larger investments.

### Strategic Drivers



Safety



Security



Reliability/SGR

### Overall Status

(Programs are ongoing)

Development & Evaluation	
Implementation & Construction	
Operations Activation	

Metro has completed an evaluation of the D&G turnback and floating concrete slab analysis and alternatives.

### FY2022 Funding (\$ Millions)

FY22 Current Budget	FY22 Forecast Range	YTD % Budget Expended
\$3.0	\$0.7 - \$1.2	14%

Funding Sources	YTD Expended
Formula	\$0.0
PRIIA	\$0.0
Other	\$0.0
<b>Federal Subtotal</b>	<b>\$0.0</b>
System Performance	\$0.4
Reimbursable/Other	\$0.0
DC Dedicated Funding	\$0.0
MD Dedicated Funding	\$0.0
VA Non-Restricted Dedicated Funding	\$0.0
VA Restricted Dedicated Funding	\$0.0
<b>Local Subtotal</b>	<b>\$0.4</b>
<b>Debt</b>	<b>\$0.0</b>
<b>Net Accruals</b>	<b>\$0.0</b>
<b>TOTAL</b>	<b>\$0.4</b>

**Active Contracts (CIP8011)**

Contract Number	Vendor	Activity	Award Amount	Award Date	Period of Performance Start Date	Period of Performance End Date
F15190_A	AECOM Technical Services Inc	CONSULT	\$ 351,531			
FQ15192- FY19	Mott MacDonald I&E, LLC	ENGINEERING	\$ 100,000,000			
FQ15190A	AECOM, USA, INC.	CONSULT	\$ 22,500,000	3/7/2018	3/29/2018	3/28/2023
FQ18033F	DHA/RK&K Joint Venture	CONSULT	\$ 12,500,000		8/16/2018	8/16/2023
FQ15190D- FY19	WSP USA Inc.	CONSULT	\$ 4,561,555			

## (CIP8013) D&E Track Structures Improvements

### FY2022 Q3

**Initiative Type:** Program **Mode:** Rail  
**Investment Program:** Structures **Location:** Systemwide  
**Investment Category:** Track and Structures Rehabilitation

### Description

This program supports Metro's efforts to complete surveys, studies, engineering, and design tasks for tracks' and structures' capital initiatives.



### Expected Outcome

Supports efforts to develop and evaluate potential solutions for emerging track and structural needs before committing to larger investments.

### Strategic Drivers



Safety



Security



Reliability/SGR

### Overall Status

(Programs are ongoing)

Development & Evaluation	
Implementation & Construction	
Operations Activation	

Metro is continuing an analysis of alternatives for the Blue, Orange, and Silver Lines to address crowding in trains and stations, as well as the installation of track heater control modules that would reduce unnecessary run time for third rail heaters.

### FY2022 Funding (\$ Millions)

FY22 Current Budget	FY22 Forecast Range	YTD % Budget Expended
\$2.4	\$1.3 - \$2.3	77%

Funding Sources	YTD Expended
Formula	\$0.0
PRIIA	\$0.0
Other	\$0.0
<b>Federal Subtotal</b>	<b>\$0.0</b>
System Performance	\$1.7
Reimbursable/Other	\$0.0
DC Dedicated Funding	\$0.0
MD Dedicated Funding	\$0.0
VA Non-Restricted Dedicated Funding	\$0.0
VA Restricted Dedicated Funding	\$0.0
<b>Local Subtotal</b>	<b>\$1.7</b>
<b>Debt</b>	<b>\$0.0</b>
<b>Net Accruals</b>	<b>\$0.1</b>
<b>TOTAL</b>	<b>\$1.8</b>

**Active Contracts (CIP8013)**

<b>Contract Number</b>	<b>Vendor</b>	<b>Activity</b>	<b>Award Amount</b>	<b>Award Date</b>	<b>Period of Performance Start Date</b>	<b>Period of Performance End Date</b>
FQ15190-FY19	HNTB Corporation	CONSULT	\$ 6,000,000			
FQ15191-FY19	Gannett Fleming-Parsons Joint Venture II	ENGINEERING	\$ 50,000,000			
FQ15192-FY19	Mott MacDonald I&E, LLC	ENGINEERING	\$ 50,000,000			
FQ15192-FY20	Mott MacDonald I&E, LLC	ENGINEERING	\$ 46,000,000			

# (CIP8015) D&E Rail Station Improvements

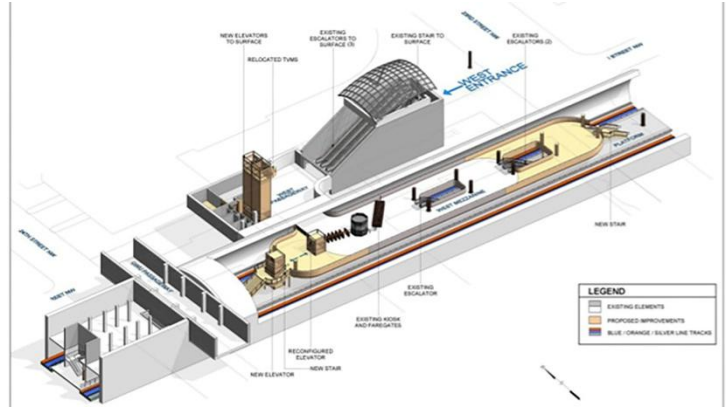
**FY2022 Q3**

**Initiative Type:** Program  
**Investment Program:** Platforms & Structures  
**Investment Category:** Stations and Passenger Facilities

**Mode:** Rail  
**Location:** Systemwide

## Description

This program provides surveys, studies, engineering, and designs to support platform and structures improvement efforts that may lead to future capital initiatives.



## Expected Outcome

Supports efforts to develop and evaluate potential solutions to emerging needs before committing to larger investments.

## Strategic Drivers



## Overall Status

(Programs are ongoing)

Development & Evaluation	
Implementation & Construction	
Operations Activation	

Metro is continuing to analyze proposed improvements to elevators and escalators in Metro Center to improve passenger flow within the station, and analyze passenger circulation improvements at L'Enfant Plaza, McPherson Square, and Archives-Navy Memorial. In addition, Metro plans to continue to evaluate platforms and structures in DC, Maryland, and Virginia to develop a prioritized list of projects, and execute land leases with private businesses to install solar panels on WMATA property.

## FY2022 Funding (\$ Millions)

FY22 Current Budget	FY22 Forecast Range	YTD % Budget Expended
\$0.7	\$0.9 - \$0.9	92%

Funding Sources	YTD Expended
Formula	\$0.0
PRIIA	\$0.0
Other	\$0.0
<b>Federal Subtotal</b>	<b>\$0.0</b>
System Performance	\$0.4
Reimbursable/Other	\$0.0
DC Dedicated Funding	\$0.1
MD Dedicated Funding	\$0.1
VA Non-Restricted Dedicated Funding	\$0.0
VA Restricted Dedicated Funding	\$0.0
<b>Local Subtotal</b>	<b>\$0.6</b>
<b>Debt</b>	<b>\$0.0</b>
<b>Net Accruals</b>	<b>\$0.0</b>
<b>TOTAL</b>	<b>\$0.6</b>

**Active Contracts (CIP8015)**

<b>Contract Number</b>	<b>Vendor</b>	<b>Activity</b>	<b>Award Amount</b>	<b>Award Date</b>	<b>Period of Performance Start Date</b>	<b>Period of Performance End Date</b>
FQ18110	CHK America Inc	3RD_PARTY	\$ 14,443,906		4/12/2021	4/11/2022
FQ15191-FY19	Gannett Fleming-Parsons Joint Venture II	ENGINEERING	\$ 50,000,000			
C20147	K&J Consulting Services Inc	CONSTRUCTION	\$ 19,773,890			
FQ18033F	DHA/RK&K Joint Venture	ENGINEERING	\$ 12,500,000			
FQ15190C-FY19	Parsons Transportation Group Inc	CONSULT	\$ 3,000,000			
FQ15190A-FY19	AECOM, USA, INC.	CONSULT	\$ 2,000,000			
FQ15190D-FY19	WSP USA Inc.	CONSULT	\$ 1,000,000			
FQ15190C	Parsons Transportation Group Inc	CONSULT	\$ 2,812,601			

## (CIP8019) D&E Passenger Facility Improvements

### FY2022 Q3

**Initiative Type:** Program **Mode:** Rail  
**Investment Program:** Station Systems **Location:** Systemwide  
**Investment Category:** Stations and Passenger Facilities

### Description

This program identifies improvements needed for Metro's passenger facilities. Supports the development of designs and evaluates potential solutions.



### Expected Outcome

Supports efforts to develop and evaluate potential solutions to emerging needs before committing to larger investments.

### Strategic Drivers



### Overall Status

(Programs are ongoing)

Development & Evaluation	
Implementation & Construction	
Operations Activation	

Metro anticipates the installation of 70 multi-space parking meter pay stations at rail stations and removing old parking meters (all spaces will take electronic payments from the pay station) to begin in Q4.

### FY2022 Funding (\$ Millions)

FY22 Current Budget	FY22 Forecast Range	YTD % Budget Expended
\$9.5	\$0.8 - \$0.8	0%

Funding Sources	YTD Expended
Formula	\$0.0
PRIIA	\$0.0
Other	\$0.0
<b>Federal Subtotal</b>	<b>\$0.0</b>
System Performance	\$0.0
Reimbursable/Other	\$0.0
DC Dedicated Funding	\$0.0
MD Dedicated Funding	\$0.0
VA Non-Restricted Dedicated Funding	\$0.0
VA Restricted Dedicated Funding	\$0.0
<b>Local Subtotal</b>	<b>\$0.0</b>
<b>Debt</b>	<b>\$0.0</b>
<b>Net Accruals</b>	<b>\$0.0</b>
<b>TOTAL</b>	<b>\$0.0</b>



**Active Contracts (CIP8019)**

<b>Contract Number</b>	<b>Vendor</b>	<b>Activity</b>	<b>Award Amount</b>	<b>Award Date</b>	<b>Period of Performance Start Date</b>	<b>Period of Performance End Date</b>
C20180--	Laz Parking Mid-Atlantic, LLC	EQUIP_MATL	\$ 732,448		3/1/2021	2/28/2022

## (CIP8021) D&E Bus & Paratransit Improvements

### FY2022 Q3

**Initiative Type:** Program **Mode:** Bus  
**Investment Program:** Acquisition **Location:** Systemwide  
**Investment Category:** Bus, Bus Facilities and Paratransit

### Description

This program provides surveys, studies, engineering, and designs related to new bus and paratransit efforts that may lead to future capital initiatives. Specifically, Metro will evaluate the feasibility and success of transitioning some of its bus fleet to electric vehicles and develop preliminary plans for infrastructure requirements to support an electric bus fleet.



### Expected Outcome

Supports efforts to develop and evaluate potential solutions to emerging needs before committing to larger investments.

### Strategic Drivers



### Overall Status

(Programs are ongoing)

Development & Evaluation	
Implementation & Construction	
Operations Activation	

Metro is developing the requirements necessary to launch a Battery Electric Bus Pilot. This work is being transferred to CIP0355.

### FY2022 Funding (\$ Millions)

FY22 Current Budget	FY22 Forecast Range	YTD % Budget Expended
\$0.3	\$0.1 - \$0.1	10%

Funding Sources	YTD Expended
Formula	\$0.0
PRIIA	\$0.0
Other	\$0.0
<b>Federal Subtotal</b>	<b>\$0.0</b>
System Performance	\$0.1
Reimbursable/Other	\$0.0
DC Dedicated Funding	\$0.0
MD Dedicated Funding	\$0.0
VA Non-Restricted Dedicated Funding	\$0.0
VA Restricted Dedicated Funding	\$0.0
<b>Local Subtotal</b>	<b>\$0.1</b>
<b>Debt</b>	<b>\$0.0</b>
<b>Net Accruals</b>	<b>\$-0.1</b>
<b>TOTAL</b>	<b>\$0.0</b>

**Active Contracts (CIP8021)**

Contract Number	Vendor	Activity	Award Amount	Award Date	Period of Performance Start Date	Period of Performance End Date
FQ15005A	AECOM, USA, INC.	CONSULT	\$ 10,967,287	8/31/2020	8/31/2020	8/30/2023

## (CIP8026) Future Bus Maintenance Facilities

### FY2022 Q3

**Initiative Type:** Program  
**Investment Program:** Maintenance Facilities  
**Investment Category:** Bus, Bus Facilities and Paratransit  
**Mode:** Bus  
**Location:** Systemwide

### Description

This program supports future large scale bus maintenance facility initiatives that are yet to be fully defined, but are known needs.



### Expected Outcome

Supports efforts to develop and evaluate potential solutions to emerging bus maintenance facility needs before committing to larger investments.

### Strategic Drivers



Safety



Security



Reliability/SGR

### Overall Status

(Programs are ongoing)

Development & Evaluation	
Implementation & Construction	
Operations Activation	

Pre-NEPA design revisions for the Western Bus Garage replacement are advancing in FY2022.

### FY2022 Funding (\$ Millions)

FY22 Current Budget	FY22 Forecast Range	YTD % Budget Expended
\$1.0	\$0.1 - \$0.1	0%

Funding Sources	YTD Expended
Formula	\$0.0
PRIIA	\$0.0
Other	\$0.0
<b>Federal Subtotal</b>	<b>\$0.0</b>
System Performance	\$0.0
Reimbursable/Other	\$0.0
DC Dedicated Funding	\$0.0
MD Dedicated Funding	\$0.0
VA Non-Restricted Dedicated Funding	\$0.0
VA Restricted Dedicated Funding	\$0.0
<b>Local Subtotal</b>	<b>\$0.0</b>
<b>Debt</b>	<b>\$0.0</b>
<b>Net Accruals</b>	<b>\$0.0</b>
<b>TOTAL</b>	<b>\$0.0</b>

**Active Contracts (CIP8026)**

<b>Contract Number</b>	<b>Vendor</b>	<b>Activity</b>	<b>Award Amount</b>	<b>Award Date</b>	<b>Period of Performance Start Date</b>	<b>Period of Performance End Date</b>
FQ18033C	WSP USA Inc.	CONSULT	\$ 68,250,000		8/15/2018	8/15/2023

## (CIP8029) D&E Information Technology Improvements

### FY2022 Q3

**Initiative Type:** Program **Mode:** Systemwide  
**Investment Program:** IT **Location:** Systemwide  
**Investment Category:** Business and Operations Support

### Description

This program identifies emerging information technology needs and develops proposed solutions for evaluation to become potential future capital initiatives.



### Expected Outcome

Supports efforts to develop and evaluate potential solutions to emerging information technology needs before committing to larger investments.

### Strategic Drivers



### Overall Status

(Programs are ongoing)

Development & Evaluation	
Implementation & Construction	
Operations Activation	

Metro is preparing to release an RFP for an assessment of a Content Management System. Metro also continues to evaluate technology options for Metro Transit Police Department needs and implement IT Security.

### FY2022 Funding (\$ Millions)

FY22 Current Budget	FY22 Forecast Range	YTD % Budget Expended
\$17.0	\$8.4 - \$8.4	33%

Funding Sources	YTD Expended
Formula	\$0.0
PRIIA	\$0.0
Other	\$0.0
<b>Federal Subtotal</b>	<b>\$0.0</b>
System Performance	\$5.3
Reimbursable/Other	\$0.0
DC Dedicated Funding	\$0.0
MD Dedicated Funding	\$0.0
VA Non-Restricted Dedicated Funding	\$0.0
VA Restricted Dedicated Funding	\$0.0
<b>Local Subtotal</b>	<b>\$5.3</b>
<b>Debt</b>	<b>\$0.0</b>
<b>Net Accruals</b>	<b>\$0.3</b>
<b>TOTAL</b>	<b>\$5.6</b>

**Active Contracts (CIP8029)**

Contract Number	Vendor	Activity	Award Amount	Award Date	Period of Performance Start Date	Period of Performance End Date
CIT01211099-1	AnnuK Incorporated	IT_SOFTWARE_OTH	\$ 1,841,443		11/4/2020	12/18/2020
CQ19211	Everbridge Inc	IT_SOFTWARE_OTH	\$ 1,150,115	10/29/2021	9/21/2021	9/20/2022
CIT01211229	CAS Severn Inc	IT_SOFTWARE_OTH	\$ 743,193		6/22/2021	12/4/2021
FQ18100	Vivsoft Technologies LLC	CONSULT	\$ 641,520		10/1/2018	9/30/2021
CIT01222220-COOP	Carahsoft Technology Corp	IT_SOFTWARE_OTH	\$ 534,434	4/8/2022	4/8/2022	4/30/2023
CIT01211138	Insight Public Sector, Inc.	CONSULT	\$ 511,912	6/18/2021	6/22/2021	4/30/2023
CQ19009	Optiv Security Inc.	IT_SOFTWARE_OTH	\$ 439,504	9/30/2021	9/30/2021	11/22/2022
CIT01222076	Novacoast Federal Inc	IT_HARDWARE_OTH	\$ 202,496	1/27/2022	1/27/2022	1/26/2023
FQ15124_ADS	Advanced Digital Systems, Inc.	CONSULT	\$ 8,209,897			
FQ15124_SFA	Susan Fitzgerald & Associates, Inc.	CONSULT	\$ 90,866,612			
FQ15124_SYA	SyApps LLC	CONSULT	\$ 6,717,919			
CQ19104	Dell Marketing LP	CONSULT	\$ 55,000,000			
FQ15124_LIM	Limbic Systems Inc	CONSULT	\$ 3,287,135		5/1/2019	4/30/2020
FQ15124_POW	Powersolv Inc	CONSULT	\$ 3,955,098		5/1/2019	4/30/2020
FQ15124_SIRC*	Software Information Resource Corporatio	CONSULT	\$ 31,763,208		4/13/2016	4/30/2020

## (CIP8030) Future Information Technology Projects

### FY2022 Q3

**Initiative Type:** Program      **Mode:** Systemwide  
**Investment Program:** IT      **Location:** Systemwide  
**Investment Category:** Business and Operations Support

### Description

This program identifies new information technology investments needs with the potential to develop into future projects based on outcomes of the development and evaluation process.



### Expected Outcome

Identifies potential future investments as development and evaluation efforts are undertaken to assess alternatives.

### Strategic Drivers



### Overall Status

(Programs are ongoing)

Development & Evaluation	
Implementation & Construction	
Operations Activation	

Metro is developing improvements to the Public Participation Management System.

### FY2022 Funding (\$ Millions)

FY22 Current Budget	FY22 Forecast Range	YTD % Budget Expended
\$0.3	\$0.0 - \$0.0	0%

Funding Sources	YTD Expended
Formula	\$0.0
PRIIA	\$0.0
Other	\$0.0
<b>Federal Subtotal</b>	<b>\$0.0</b>
System Performance	\$0.0
Reimbursable/Other	\$0.0
DC Dedicated Funding	\$0.0
MD Dedicated Funding	\$0.0
VA Non-Restricted Dedicated Funding	\$0.0
VA Restricted Dedicated Funding	\$0.0
<b>Local Subtotal</b>	<b>\$0.0</b>
<b>Debt</b>	<b>\$0.0</b>
<b>Net Accruals</b>	<b>\$0.0</b>
<b>TOTAL</b>	<b>\$0.0</b>



## (CIP8031) D&E Metro Transit Police Improvements

### FY2022 Q3

**Initiative Type:** Program  
**Investment Program:** MTPD  
**Investment Category:** Business and Operations Support

**Mode:** Systemwide  
**Location:** Systemwide

### Description

This program supports the development and evaluation of new potential Metro Transit Police initiatives.



### Expected Outcome

Supports efforts to develop and evaluate potential solutions to emerging needs before committing to larger investments.

### Strategic Drivers



Safety



Security



Reliability/SGR

### Overall Status

(Programs are ongoing)

Development & Evaluation	
Implementation & Construction	<b>X</b>
Operations Activation	<b>X</b>

### FY2022 Funding (\$ Millions)

FY22 Current Budget	FY22 Forecast Range	YTD % Budget Expended
\$0.3	\$0.0 - \$0.0	0%

Funding Sources	YTD Expended
Formula	\$0.0
PRIIA	\$0.0
Other	\$0.0
<b>Federal Subtotal</b>	<b>\$0.0</b>
System Performance	\$0.0
Reimbursable/Other	\$0.0
DC Dedicated Funding	\$0.0
MD Dedicated Funding	\$0.0
VA Non-Restricted Dedicated Funding	\$0.0
VA Restricted Dedicated Funding	\$0.0
<b>Local Subtotal</b>	<b>\$0.0</b>
<b>Debt</b>	<b>\$0.0</b>
<b>Net Accruals</b>	<b>\$0.0</b>
<b>TOTAL</b>	<b>\$0.0</b>

**Active Contracts (CIP8031)**

<b>Contract Number</b>	<b>Vendor</b>	<b>Activity</b>	<b>Award Amount</b>	<b>Award Date</b>	<b>Period of Performance Start Date</b>	<b>Period of Performance End Date</b>
FQ10218-18	WSP USA Inc.	ENGINEERING	\$ 21,772,073			

## (CIP8033) D&E Support Equipment Improvements

**FY2022 Q3**

**Initiative Type:** Program **Mode:** Systemwide  
**Investment Program:** Support Equipment/Services **Location:** Systemwide  
**Investment Category:** Business and Operations Support

### Description

This program evaluates the purchase of equipment, services, and systems that provide support to Metro.



### Expected Outcome

Supports efforts to develop and evaluate potential solutions to emerging needs before committing to larger investments.

### Strategic Drivers



Safety



Security



Reliability/SGR

### Overall Status

(Programs are ongoing)

Development & Evaluation	
Implementation & Construction	
Operations Activation	

Expenses being transferred to the Operating Budget.

### FY2022 Funding (\$ Millions)

FY22 Current Budget	FY22 Forecast Range	YTD % Budget Expended
\$1.6	\$0.0 - \$0.0	3%

Funding Sources	YTD Expended
Formula	\$0.0
PRIIA	\$0.0
Other	\$0.0
<b>Federal Subtotal</b>	<b>\$0.0</b>
System Performance	\$0.2
Reimbursable/Other	\$0.0
DC Dedicated Funding	\$0.0
MD Dedicated Funding	\$0.0
VA Non-Restricted Dedicated Funding	\$0.0
VA Restricted Dedicated Funding	\$0.0
<b>Local Subtotal</b>	<b>\$0.2</b>
<b>Debt</b>	<b>\$0.0</b>
<b>Net Accruals</b>	<b>\$-0.2</b>
<b>TOTAL</b>	<b>\$0.0</b>

**Active Contracts (CIP8033)**

<b>Contract Number</b>	<b>Vendor</b>	<b>Activity</b>	<b>Award Amount</b>	<b>Award Date</b>	<b>Period of Performance Start Date</b>	<b>Period of Performance End Date</b>
CQ19207	Insight Public Sector, Inc.	CONSULT	\$ 421,600			
FQ18033C	WSP USA Inc.	CONSULT	\$ 36,000,000			
FQ10218-18	WSP USA Inc.	ENGINEERING	\$ 21,457,866			

## (CIP8034) Future Support Equipment Projects

### FY2022 Q3

**Initiative Type:** Program **Mode:** Systemwide  
**Investment Program:** Support Equipment/Services **Location:** Systemwide  
**Investment Category:** Business and Operations Support

### Description

This program identifies new equipment and services investment needs with the potential to develop into future projects based on outcomes of the development and evaluation process.



### Expected Outcome

Identifies potential future investments as development and evaluation efforts are undertaken to assess alternatives.

### Strategic Drivers



### Overall Status

(Programs are ongoing)

Development & Evaluation	
Implementation & Construction	
Operations Activation	

### FY2022 Funding (\$ Millions)

FY22 Current Budget	FY22 Forecast Range	YTD % Budget Expended
\$0.3	\$0.3 - \$0.3	0%

Funding Sources	YTD Expended
Formula	\$0.0
PRIIA	\$0.0
Other	\$0.0
<b>Federal Subtotal</b>	<b>\$0.0</b>
System Performance	\$0.0
Reimbursable/Other	\$0.0
DC Dedicated Funding	\$0.0
MD Dedicated Funding	\$0.0
VA Non-Restricted Dedicated Funding	\$0.0
VA Restricted Dedicated Funding	\$0.0
<b>Local Subtotal</b>	<b>\$0.0</b>
<b>Debt</b>	<b>\$0.0</b>
<b>Net Accruals</b>	<b>\$0.0</b>
<b>TOTAL</b>	<b>\$0.0</b>

**(CRB0005) Planning Support for the District of Columbia**

**FY2022 Q3**

**Initiative Type:** Program **Mode:** Bus  
**Investment Program:** Support Equipment/Services **Location:** Washington, DC  
**Investment Category:** Business and Operations Support

**Description**

This program facilitates planning and design of potential future transit projects and transit oriented development efforts which create pedestrian-oriented, mixed-use communities centered around Metro stations. This also includes other projects that are of priority interest to Metro and the District of Columbia.



**Expected Outcome**

Facilitates improvements in station circulation, station access, regional transportation planning, and joint development activities that are of mutual interest to Metro and the District of Columbia.

**Strategic Drivers**



Safety



Security



Reliability/SGR

**Overall Status**

(Programs are ongoing)

Development & Evaluation	
Implementation & Construction	
Operations Activation	

Metro is planning for Transit Oriented Development at Potomac Ave, Deanwood, Friendship Heights, Brookland and Fort Totten. Development and evaluation of station improvements are ongoing for Navy Yard, Cleveland Park, Brookland, and Farragut West.

**FY2022 Funding (\$ Millions)**

FY22 Current Budget	FY22 Forecast Range	YTD % Budget Expended
\$1.0	\$0.8 - \$0.8	58%

Funding Sources	YTD Expended
Formula	\$0.0
PRIIA	\$0.0
Other	\$0.0
<b>Federal Subtotal</b>	<b>\$0.0</b>
System Performance	\$0.0
Reimbursable/Other	\$0.6
DC Dedicated Funding	\$0.0
MD Dedicated Funding	\$0.0
VA Non-Restricted Dedicated Funding	\$0.0
VA Restricted Dedicated Funding	\$0.0
<b>Local Subtotal</b>	<b>\$0.6</b>
<b>Debt</b>	<b>\$0.0</b>
<b>Net Accruals</b>	<b>\$0.0</b>
<b>TOTAL</b>	<b>\$0.6</b>

**Active Contracts (CRB0005)**

Contract Number	Vendor	Activity	Award Amount	Award Date	Period of Performance Start Date	Period of Performance End Date
FQ15190D	WSP USA Inc.	CONSULT	\$ 5,000,000	3/7/2018	3/29/2018	3/28/2023
CQ19089-A	HR&A Advisors Inc	PLANNING	\$ 297,409			
FQ18033C	WSP USA Inc.	PLANNING	\$ 36,000,000			
FQ15190A	AECOM, USA, INC.	CONSULT	\$ 22,500,000		3/29/2018	3/28/2023
FQ15005C	VHB - Vanasse Hangen Brustlin, Inc.	CONSULT	\$ 2,865,831			
CQ19089-H	HR&A Advisors Inc	PLANNING	\$ 2,896,480			
FQ15190C	Parsons Transportation Group Inc	CONSULT	\$ 2,812,601			

**(CRB0009) Planning Support for Maryland Jurisdictions**

**FY2022 Q3**

**Initiative Type:** Program **Mode:** Rail  
**Investment Program:** Support Equipment/Services **Location:** Maryland  
**Investment Category:** Business and Operations Support

**Description**

This program facilitates planning and design of potential future transit projects and transit oriented development efforts which create pedestrian-oriented, mixed-use communities centered around Metro stations. This also includes other projects that are of priority interest to Metro and the Maryland jurisdictions.



**Expected Outcome**

Facilitates improvements in station circulation, station access, regional transportation planning, and joint development activities that are of mutual interest to Metro and the Maryland jurisdictions.

**Strategic Drivers**



Safety



Security



Reliability/SGR

**Overall Status**

(Programs are ongoing)

Development & Evaluation	
Implementation & Construction	
Operations Activation	

Metro is planning for Transit Oriented Development at Wheaton, Greenbelt, Friendship Heights, Forest Glen, Morgan Boulevard, Suitland, and Rockville. Development and evaluation of station improvements are ongoing at Bethesda and Twinbrook.

**FY2022 Funding (\$ Millions)**

FY22 Current Budget	FY22 Forecast Range	YTD % Budget Expended
\$1.0	\$0.7 - \$0.7	46%

Funding Sources	YTD Expended
Formula	\$0.0
PRIIA	\$0.0
Other	\$0.0
<b>Federal Subtotal</b>	<b>\$0.0</b>
System Performance	\$0.0
Reimbursable/Other	\$0.5
DC Dedicated Funding	\$0.0
MD Dedicated Funding	\$0.0
VA Non-Restricted Dedicated Funding	\$0.0
VA Restricted Dedicated Funding	\$0.0
<b>Local Subtotal</b>	<b>\$0.5</b>
<b>Debt</b>	<b>\$0.0</b>
<b>Net Accruals</b>	<b>\$-0.1</b>
<b>TOTAL</b>	<b>\$0.5</b>



**Active Contracts (CRB0009)**

Contract Number	Vendor	Activity	Award Amount	Award Date	Period of Performance Start Date	Period of Performance End Date
FQ18110	CHK America Inc	3RD_PARTY	\$ 14,443,906		4/12/2021	4/11/2022
FQ10065-FY18	AECOM, USA, INC.	PLANNING	\$ 7,000,000			
FQ15190B	HNTB Corporation	CONSULT	\$ 3,111,512	3/7/2018	3/29/2018	3/28/2023
FQ18033C	WSP USA Inc.	PLANNING	\$ 36,000,000			
FQ15190A	AECOM, USA, INC.	CONSULT	\$ 22,500,000			
FQ15005C	VHB - Vanasse Hangen Brustlin, Inc.	PLANNING	\$ 1,883,842	4/8/2019	6/1/2019	5/31/2020
CQ19089-H	HR&A Advisors Inc	PLANNING	\$ 2,896,480			
FQ15190C	Parsons Transportation Group Inc	CONSULT	\$ 2,812,601			

## (CRB0013) Potomac Yard Station Construction

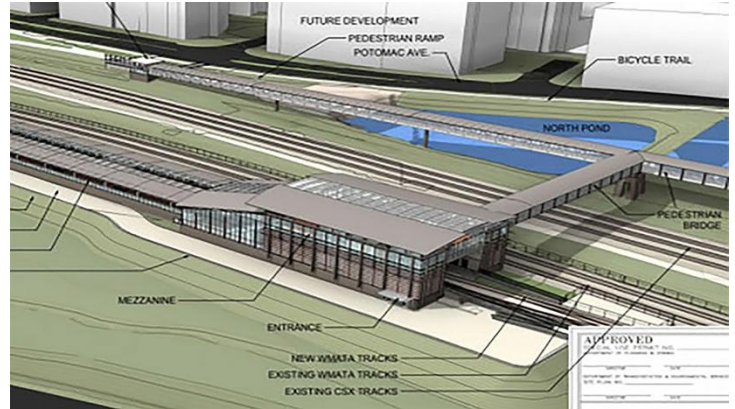
### FY2022 Q3

**Initiative Type:** Project  
**Investment Program:** Platforms & Structures  
**Investment Category:** Stations and Passenger Facilities

**Mode:** Rail  
**Location:** Alexandria

### Description

The project supports the design and construction of a new Metrorail station on the Yellow and Blue Lines between the existing Braddock Road and Ronald Reagan Washington National Airport stations. This project is a partnership between Metro and the City of Alexandria, which is funding the new station.



### Expected Outcome

Increases access to Metrorail in the City of Alexandria, accommodating economic development, reduced vehicle traffic, and improved quality of life in in the City of Alexandria and the surrounding community.

### Strategic Drivers



Safety



Security



Reliability/SGR

### Overall Status

Development & Evaluation	
Implementation & Construction	<b>X</b>
Operations Activation	

Metro has substantially completed the installation of elevators in the North pavilion. Construction is currently ongoing for the South pavilion entrance, station escalators and elevators, electrical and communications systems, double crossover, retaining wall, and metal roof.

### FY2022 Funding (\$ Millions)

FY22 Current Budget	FY22 Forecast Range	YTD % Budget Expended
\$149.5	\$92.2 - \$106.2	46%

Funding Sources	YTD Expended
Formula	\$0.0
PRIIA	\$0.0
Other	\$0.0
<b>Federal Subtotal</b>	<b>\$0.0</b>
System Performance	\$0.0
Reimbursable/Other	\$76.3
DC Dedicated Funding	\$0.0
MD Dedicated Funding	\$0.0
VA Non-Restricted Dedicated Funding	\$0.0
VA Restricted Dedicated Funding	\$0.0
<b>Local Subtotal</b>	<b>\$76.3</b>
<b>Debt</b>	<b>\$0.0</b>
<b>Net Accruals</b>	<b>\$-7.6</b>
<b>TOTAL</b>	<b>\$68.7</b>

**Active Contracts (CRB0013)**

Contract Number	Vendor	Activity	Award Amount	Award Date	Period of Performance Start Date	Period of Performance End Date
FQ16146	Potomac Yard Constructors	DESIGN_BUILD	\$ 265,400,000		9/11/2018	3/15/2022
FQ15192-FY18	Mott MacDonald I&E, LLC	CONSULT	\$ 75,000,000			
FQ15192-FY20	Mott MacDonald I&E, LLC	ENGINEERING	\$ 46,000,000		7/18/2019	6/30/2020
FQ18110	CHK America Inc	3RD_PARTY	\$ 14,443,906		4/12/2021	4/11/2022
C20113	Transportation Management Service Inc	3RD_PARTY	\$ 10,784,752		5/22/2020	5/21/2022
C20088B	Yankee Line Transportation Management	3RD_PARTY	\$ 7,316,153		6/14/2020	10/1/2022
CQ15052	ARINC Incorporated	CONSULT	\$ 3,522,520		1/16/2018	10/31/2021
CQ19104	Dell Marketing LP	IT_HARDWARE_OTH	\$ 90,000,000	7/22/2019	7/22/2019	7/22/2022
FQ18033B	HNTB Corporation	ENGINEERING	\$ 65,000,000		8/2/2018	8/1/2023
FQ18033G	Gannett Fleming Engineers and Architects	CONSULT	\$ 49,000,000		8/23/2018	8/23/2023
FQ18033I	AECOM-STV JV	CONSULT	\$ 22,500,000			
C20147	K&J Consulting Services Inc	CONSULT	\$ 19,773,890			
FQ18033C	WSP USA Inc.	CONSULT	\$ 12,500,000			
CCSCM211074	Sharp And Company	3RD_PARTY	\$ 1,768,000	2/11/2022	2/11/2022	6/30/2022

## (CRB0018) Planning Support for Virginia Jurisdictions

### FY2022 Q3

**Initiative Type:** Program **Mode:** Rail  
**Investment Program:** Support Equipment/Services **Location:** Virginia  
**Investment Category:** Business and Operations Support

### Description

This program facilitates planning and design of potential future transit projects and transit oriented development efforts which create pedestrian-oriented, mixed-use communities centered around Metro stations. This also includes other projects that are of priority interest to Metro and the Virginia jurisdictions.



### Expected Outcome

Facilitates improvements in station circulation, station access, regional transportation planning, and joint development activities that are of mutual interest to Metro and the Virginia jurisdictions.

### Strategic Drivers



Safety



Security



Reliability/SGR

### Overall Status

(Programs are ongoing)

Development & Evaluation	
Implementation & Construction	
Operations Activation	

Metro is planning for Transit Oriented Development at East Falls Church, Van Dorn, Huntington, and Braddock Road. Development and evaluation of station improvements are ongoing at Rosslyn, Pentagon, and Pentagon City.

### FY2022 Funding (\$ Millions)

FY22 Current Budget	FY22 Forecast Range	YTD % Budget Expended
\$1.0	\$0.7 - \$0.7	37%

Funding Sources	YTD Expended
Formula	\$0.0
PRIIA	\$0.0
Other	\$0.0
<b>Federal Subtotal</b>	<b>\$0.0</b>
System Performance	\$0.0
Reimbursable/Other	\$0.4
DC Dedicated Funding	\$0.0
MD Dedicated Funding	\$0.0
VA Non-Restricted Dedicated Funding	\$0.0
VA Restricted Dedicated Funding	\$0.0
<b>Local Subtotal</b>	<b>\$0.4</b>
<b>Debt</b>	<b>\$0.0</b>
<b>Net Accruals</b>	<b>\$0.0</b>
<b>TOTAL</b>	<b>\$0.4</b>

**Active Contracts (CRB0018)**

<b>Contract Number</b>	<b>Vendor</b>	<b>Activity</b>	<b>Award Amount</b>	<b>Award Date</b>	<b>Period of Performance Start Date</b>	<b>Period of Performance End Date</b>
FQ18110	CHK America Inc	3RD_PARTY	\$ 14,443,906		4/12/2021	4/11/2022
FQ15190B	HNTB Corporation	CONSULT	\$ 3,111,512	3/7/2018	3/29/2018	3/28/2023
FQ18033C	WSP USA Inc.	PLANNING	\$ 36,000,000			
FQ15190A-FY19	AECOM, USA, INC.	PLANNING	\$ 1,000,000			
CQ19089-H	HR&A Advisors Inc	PLANNING	\$ 2,896,480	2/5/2016	2/5/2016	2/4/2022
FQ15190C	Parsons Transportation Group Inc	CONSULT	\$ 2,812,601			

## (CRB0019\_19) Silver Line Phase 1 Railcars

### FY2022 Q3

**Initiative Type:** Project  
**Investment Program:** Acquisition  
**Investment Category:** Railcar and Railcar Facilities

**Mode:** Rail  
**Location:** Systemwide

### Description

This project acquires 64 new 7000 series railcars for phase 1 construction of the Silver Line. The railcars are funded by the Metropolitan Washington Airports Authority.



### Expected Outcome

Provides additional railcars necessary for the phase 1 portion of the new Silver Line rail service. All railcars have been received.

### Strategic Drivers



Safety



Security



Reliability/SGR

### Overall Status

Development & Evaluation	
Implementation & Construction	<b>X</b>
Operations Activation	

Metro is taking delivery of Operation and Maintenance Manuals and Spare Parts Catalogs, portable and bench testing equipment, and delivery of as-built drawings.

### FY2022 Funding (\$ Millions)

FY22 Current Budget	FY22 Forecast Range	YTD % Budget Expended
\$2.2	\$0.0 - \$0.0	0%

Funding Sources	YTD Expended
Formula	\$0.0
PRIIA	\$0.0
Other	\$0.0
<b>Federal Subtotal</b>	<b>\$0.0</b>
System Performance	\$0.0
Reimbursable/Other	\$0.0
DC Dedicated Funding	\$0.0
MD Dedicated Funding	\$0.0
VA Non-Restricted Dedicated Funding	\$0.0
VA Restricted Dedicated Funding	\$0.0
<b>Local Subtotal</b>	<b>\$0.0</b>
<b>Debt</b>	<b>\$0.0</b>
<b>Net Accruals</b>	<b>\$0.0</b>
<b>TOTAL</b>	<b>\$0.0</b>

**Active Contracts (CRB0019\_19)**

<b>Contract Number</b>	<b>Vendor</b>	<b>Activity</b>	<b>Award Amount</b>	<b>Award Date</b>	<b>Period of Performance Start Date</b>	<b>Period of Performance End Date</b>
RC7000	Kawasaki Rail Car Inc	RAILCARS	\$ 1,531,608,945		8/22/2018	8/21/2019
FQ16036B	The Matthews Group, Inc. T/A TMG Constru	ENGINEERING	\$ 13,780,865			

## (CRB0020) Silver Line Phase 2 Construction Support

### FY2022 Q3

**Initiative Type:** Project  
**Investment Program:** Platforms & Structures  
**Investment Category:** Stations and Passenger Facilities

**Mode:** Rail  
**Location:** All new Phase II stations in Virginia - 3 in Fairfax County and 3 in Loudoun County

### Description

This project supports Phase 2 construction, integration, and infrastructure improvements for the Silver Line expansion of six stations. This project is managed and funded by the Metropolitan Washington Airports Authority



### Expected Outcome

Provides rail customers a direct connection to Dulles International Airport and better access to rail service for residents, visitors, and businesses in Western Fairfax County and Loudoun County.

### Strategic Drivers



Safety



Security



Reliability/SGR

### Overall Status

Development & Evaluation	
Implementation & Construction	<b>X</b>
Operations Activation	<b>X</b>

Exit fare gates were installed in Q1 and final acceptance testing for AFC equipment is scheduled for Q3 of FY2022. Metro is completing ATC tie-in work at Wiehle-Reston East and signage and graphics installation at the six new stations that are anticipated to begin revenue service in FY2023. Substantial completion inspections and the purchasing of non-revenue vehicles and railyard shop equipment are ongoing.

### FY2022 Funding (\$ Millions)

FY22 Current Budget	FY22 Forecast Range	YTD % Budget Expended
\$10.8	\$21.2 - \$23.2	150%

Funding Sources	YTD Expended
Formula	\$0.0
PRIIA	\$0.0
Other	\$0.0
<b>Federal Subtotal</b>	<b>\$0.0</b>
System Performance	\$0.0
Reimbursable/Other	\$16.9
DC Dedicated Funding	\$0.0
MD Dedicated Funding	\$0.0
VA Non-Restricted Dedicated Funding	\$0.0
VA Restricted Dedicated Funding	\$0.0
<b>Local Subtotal</b>	<b>\$16.9</b>
<b>Debt</b>	<b>\$0.0</b>
<b>Net Accruals</b>	<b>\$-0.7</b>
<b>TOTAL</b>	<b>\$16.2</b>



**Active Contracts (CRB0020)**

Contract Number	Vendor	Activity	Award Amount	Award Date	Period of Performance Start Date	Period of Performance End Date
FQ15191-FY18	Gannett Fleming-Parsons Joint Venture II	DESIGN	\$ 100,000,000			
FQ15191-FY19	Gannett Fleming-Parsons Joint Venture II	CONSULT	\$ 75,000,000		5/2/2017	8/1/2021
FQ15191-FY17R	Gannett Fleming-Parsons Joint Venture II	CONSULT	\$ 40,000,000			
FQ15192-FY17	Mott MacDonald I&E, LLC	CONSULT	\$ 40,000,000			
FQ18098	Clark Construction Group, LLC	CONSTRUCTION	\$ 13,756,531			
C20113	Transportation Management Service Inc	CONSULT	\$ 10,784,752		5/22/2020	5/21/2022
CQ19177C_RE V1	Los Alamos Technical Associates Inc	CONSULT	\$ 7,897,866		5/13/2021	5/13/2022
FDULS211272	Mott MacDonald I&E, LLC	CONSULT	\$ 2,874,755	8/6/2021	8/6/2021	12/31/2021
FQ19215	ARINC Incorporated	CONSULT	\$ 2,676,892		4/30/2021	4/29/2022
CQ18048A	A-Connection, Inc.	EQUIPMENT	\$ 1,709,354			
C20099	CDW Direct LLC CDW Direct	EQUIP_MATL	\$ 1,240,405			
C20056	Criswell Chevrolet	VEHICLES_RAIL	\$ 1,088,927	2/12/2020	2/12/2020	2/11/2021
C20061	Lindsay Ford LLC	VEHICLES_RAIL	\$ 739,200			
FQ15038	Cliff Garten and Associates Inc	DESIGN	\$ 720,000			
C20025A	Western Star Trucks of Delmarva, LLC	VEHICLES_RAIL	\$ 438,498		3/12/2020	1/15/2021
FQ19259	Eastern Lift Truck Company Inc	VEHICLES_RAIL	\$ 390,540	6/3/2020	6/3/2020	6/30/2021
FSVMT211055-ACM (B)	Brian Hoskins Ford	VEHICLES_RAIL	\$ 352,760			
FQ15037	Brad J Goldberg Inc	DESIGN	\$ 290,000			

## (CRB0127) Purple Line Construction Support

### FY2022 Q3

<b>Initiative Type:</b>	Project	<b>Mode:</b>	Rail
<b>Investment Program:</b>	Platforms & Structures	<b>Location:</b>	Bethesda, Silver Spring, College Park, and New Carrollton.
<b>Investment Category:</b>	Stations and Passenger Facilities		

### Description

This project supports the planned Purple Line, a 16-mile light rail transit line extending from Bethesda to New Carrollton. The Maryland Transit Administration (MTA) is managing and funding the development of the line which will connect to four Metrorail stations: Bethesda, Silver Spring, College Park, and New Carrollton. This project includes design and engineering support to integrate Metro facilities with the Purple Line and a new entrance into the South Mezzanine at Bethesda Station.



### Expected Outcome

Supports future multi-modal connections that will increase transit access in the region. Increases passengers flexibility and convenience when it comes to riding Metrorail.

### Strategic Drivers



Safety



Security



Reliability/SGR

### Overall Status

Development & Evaluation	
Implementation & Construction	<b>X</b>
Operations Activation	<b>X</b>

Metro will support design and construction efforts to integrate the Purple Line with the Metrorail system, particularly at the Bethesda and Silver Spring stations. Metro will provide engineering oversight and project management support for this MTA administered project.

### FY2022 Funding (\$ Millions)

FY22 Current Budget	FY22 Forecast Range	YTD % Budget Expended
\$4.1	\$2.4 - \$3.4	54%

Funding Sources	YTD Expended
Formula	\$0.0
PRIIA	\$0.0
Other	\$0.0
<b>Federal Subtotal</b>	<b>\$0.0</b>
System Performance	\$0.0
Reimbursable/Other	\$2.6
DC Dedicated Funding	\$0.0
MD Dedicated Funding	\$0.0
VA Non-Restricted Dedicated Funding	\$0.0
VA Restricted Dedicated Funding	\$0.0
<b>Local Subtotal</b>	<b>\$2.6</b>
<b>Debt</b>	<b>\$0.0</b>
<b>Net Accruals</b>	<b>\$-0.4</b>
<b>TOTAL</b>	<b>\$2.2</b>

**Active Contracts (CRB0127)**

Contract Number	Vendor	Activity	Award Amount	Award Date	Period of Performance Start Date	Period of Performance End Date
FQ18110	CHK America Inc	3RD_PARTY	\$ 14,443,906		4/12/2021	4/11/2022
FQ18033G	Gannett Fleming Engineers and Architects	CONSULT	\$ 70,000,000		8/23/2018	8/23/2023
CQ19104	Dell Marketing LP	IT_HARDWARE_OTH	\$ 35,000,000			
C20147	K&J Consulting Services Inc	CONSTRUCTION	\$ 19,773,890			
FQ15205	Sharp And Company	CONSULT	\$ 3,092,312	8/19/2019	8/21/2019	9/12/2019
FQ17044S	Singleton Electric Company, Inc.	CONSTRUCTION	\$ 3,824,240			

## (CRB0136) McLean Station - New Entrance

FY2022 Q3

**Initiative Type:** Project **Mode:** Rail  
**Investment Program:** Platforms & Structures **Location:** McLean Station  
**Investment Category:** Stations and Passenger Facilities

### Description

Construction of a new second entrance to McLean Station.



### Expected Outcome

### Strategic Drivers



Safety



Security



Reliability/SGR

### Overall Status

Development & Evaluation	
Implementation & Construction	
Operations Activation	

In Q3, WMATA and Fairfax County finalized the Project Agreement. Metro anticipates awarding a contract for construction in Q4.

### FY2022 Funding (\$ Millions)

FY22 Current Budget	FY22 Forecast Range	YTD % Budget Expended
\$0.2	\$0.2 - \$0.2	0%

Funding Sources	YTD Expended
Formula	\$0.0
PRIIA	\$0.0
Other	\$0.0
<b>Federal Subtotal</b>	<b>\$0.0</b>
System Performance	\$0.0
Reimbursable/Other	\$0.0
DC Dedicated Funding	\$0.0
MD Dedicated Funding	\$0.0
VA Non-Restricted Dedicated Funding	\$0.0
VA Restricted Dedicated Funding	\$0.0
<b>Local Subtotal</b>	<b>\$0.0</b>
<b>Debt</b>	<b>\$0.0</b>
<b>Net Accruals</b>	<b>\$0.0</b>
<b>TOTAL</b>	<b>\$0.0</b>